



September 21, 2018

FILED

2018 SEP 21 P 3:35

The Honorable Chair and Members
of the Hawai'i Public Utilities Commission
Kekuanaoa Building, 1st Floor
465 South King Street
Honolulu, Hawai'i 96813

PUBLIC UTILITIES
COMMISSION

Dear Commissioners:

Subject: Docket No. 2011-0206
Reliability Standards Working Group
Monthly Report

Pursuant to Ordering Paragraph 3 of the Commission's Order No. 30371, filed on May 4, 2012, in the above subject proceeding, enclosed as Exhibit A is the Hawaiian Electric Companies'¹ monthly report for August 2018 on (1) system frequency control performance during month; (2) significant system events during month; and (3) curtailment of non-dispatchable renewable resources.

In addition, an electronic copy of each report is also included with this filing. These files are voluminous, and therefore, the Companies are providing a compact disc ("CD") containing the electronic files to both the Commission and the Consumer Advocate. Copies of the CD will be available to any Party to this proceeding. Interested Parties should email Marisa Chun at marisa.chun@hawaiianelectric.com to request a copy.

If you have any questions on this matter, please contact Marisa Chun at (808) 543-4723.

Sincerely,

Kevin M. Katsura
Manager
Regulatory Non-Rate Proceedings

Enclosure

c: Service List

¹ Hawaiian Electric Company, Inc., Hawai'i Electric Light Company, Inc., and Maui Electric Company, Limited are collectively referred to as the "Hawaiian Electric Companies" or "Companies".

The Commission's Order No. 30371 (Docket No 2011-0206 – Relating To Various Matters in RSWG Process), filed May 4, 2012, ordered the following information for each island grid:

- (1) System frequency control performance during month:
 - a) Frequency duration plot based on the highest resolution SCADA data available for the month detailing how many seconds each power system operated at frequencies above 60 hertz and at frequencies below 60 Hz.
 - b) Tabulation of the number, magnitude and duration of frequency excursions (high and low) outside normal frequency control range (59.95 to 60.05 Hz).

The following provides information with respect to items 1a) through 1b) – (all statements are current as of the month ending August 31, 2018):

1a) Frequency duration plot based on the highest resolution SCADA data available for the month detailing how many seconds each power system operated at frequencies above 60 hertz and at frequencies below 60 Hz:

The frequency duration plots for Hawaiian Electric, Maui Electric (Maui Division) and Hawai'i Electric Light based on two-second data are provided in Attachment 1, and the enclosed Excel files. Refer to the electronic files for the individual data points because the information is voluminous and does not translate well to a hard copy.

1b) Tabulation of the number, magnitude and duration of frequency excursions (high and low) outside normal frequency control range (59.95 to 60.05 Hz):

Tabulation of the number, magnitude and duration of frequency excursions outside of the frequency range of 59.95 Hz to 60.05 Hz for Hawaiian Electric, Maui Electric (Maui Division) and Hawai'i Electric Light are provided in Attachment 2, and the enclosed Excel files. Refer to the electronic files for the individual data points because the information is voluminous and does not translate well to a hard copy.

- (2) Significant system events during month:
 - a) Tabulation of contingency reserve activations including date and time, MW magnitude, duration, and triggering event.
 - b) Tabulation of under frequency load shed activations including date and time, triggering frequency, MW magnitude, duration, and triggering event.
 - c) Tabulation of demand response activations for system events, including date and time, MW magnitude, duration, and triggering event, (excluding demand response utilization for unit commitment deferral or system operations economics.)

The following provides information with respect to items 2a) through 2c) – (all statements are current as of the month ending August 31, 2018):

2a) Tabulation of contingency reserve activations including date and time, MW magnitude, duration, and triggering event:

Hawaiian Electric did not have any contingency reserve activations for the month of August. Maui Electric and Hawai'i Electric Light do not operate with contingency reserve requirements. Therefore, Attachment 3 is not being provided for this reporting period.

2b) Tabulation of under frequency load shed activations including date and time, triggering frequency, MW magnitude, duration, and triggering event:

Maui Electric's under frequency load shed activations are provided in Attachment 4. Hawaiian Electric and Hawai'i Electric Light did not have any under frequency load shed activations for the month of August.

2c) Tabulation of demand response activations for system events, including date and time, MW magnitude, duration, and triggering event, (excluding demand response utilization for unit commitment deferral or system operations economics.)

Hawaiian Electric did not have any demand response activations for system events for the month of August. Hawai'i Electric Light currently does not have a demand response program. Maui Electric has implemented the Fast Demand Response pilot program on a limited basis. Hawai'i Electric Light plans to use the findings of Maui Electric's pilot program to help in the evaluation and development of future demand response programs. Maui Electric executes a weekly testing protocol which measures customer participation. This program is not currently used in response to actual system events. Therefore, Attachment 5 is not being provided for this reporting period.

- (3) Curtailment of non-dispatchable renewable resources:
- (a) Tabulation of each curtailment event for each resource including the starting date and time, duration, megawatt hours curtailed, peak MW curtailed, and reason for curtailment.
 - (b) Total MWh of non-dispatchable renewable resources curtailed for the month.

The following provides information with respect to items 3a) through 3b) – (all statements are current as of the month ending August 31, 2018):

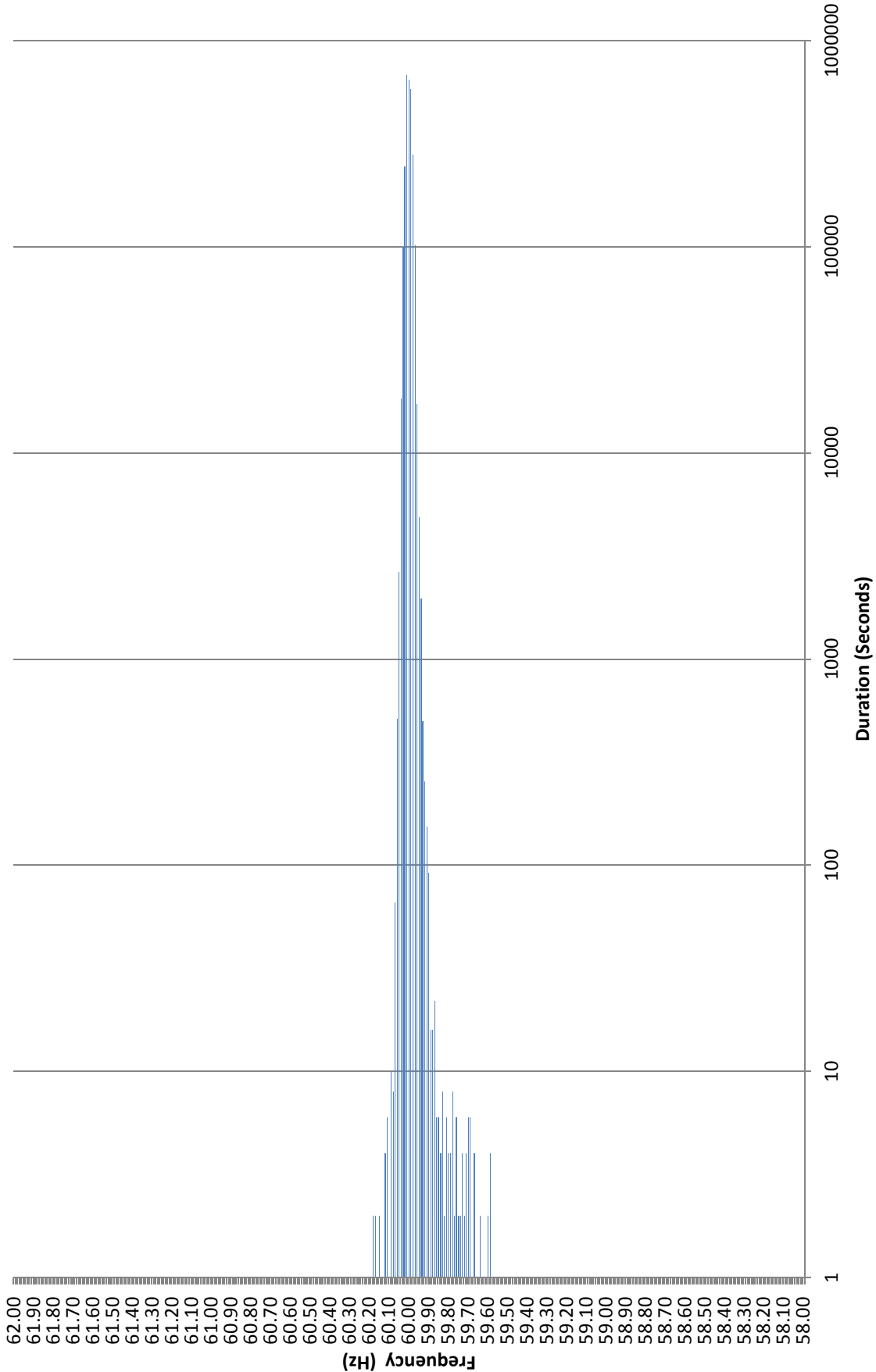
3a) Tabulation of each curtailment event for each resource including the starting date and time, duration, megawatt hours curtailed, peak MW curtailed, and reason for curtailment:

The tabulation of each curtailment event for each resource is provided in Attachment 6.

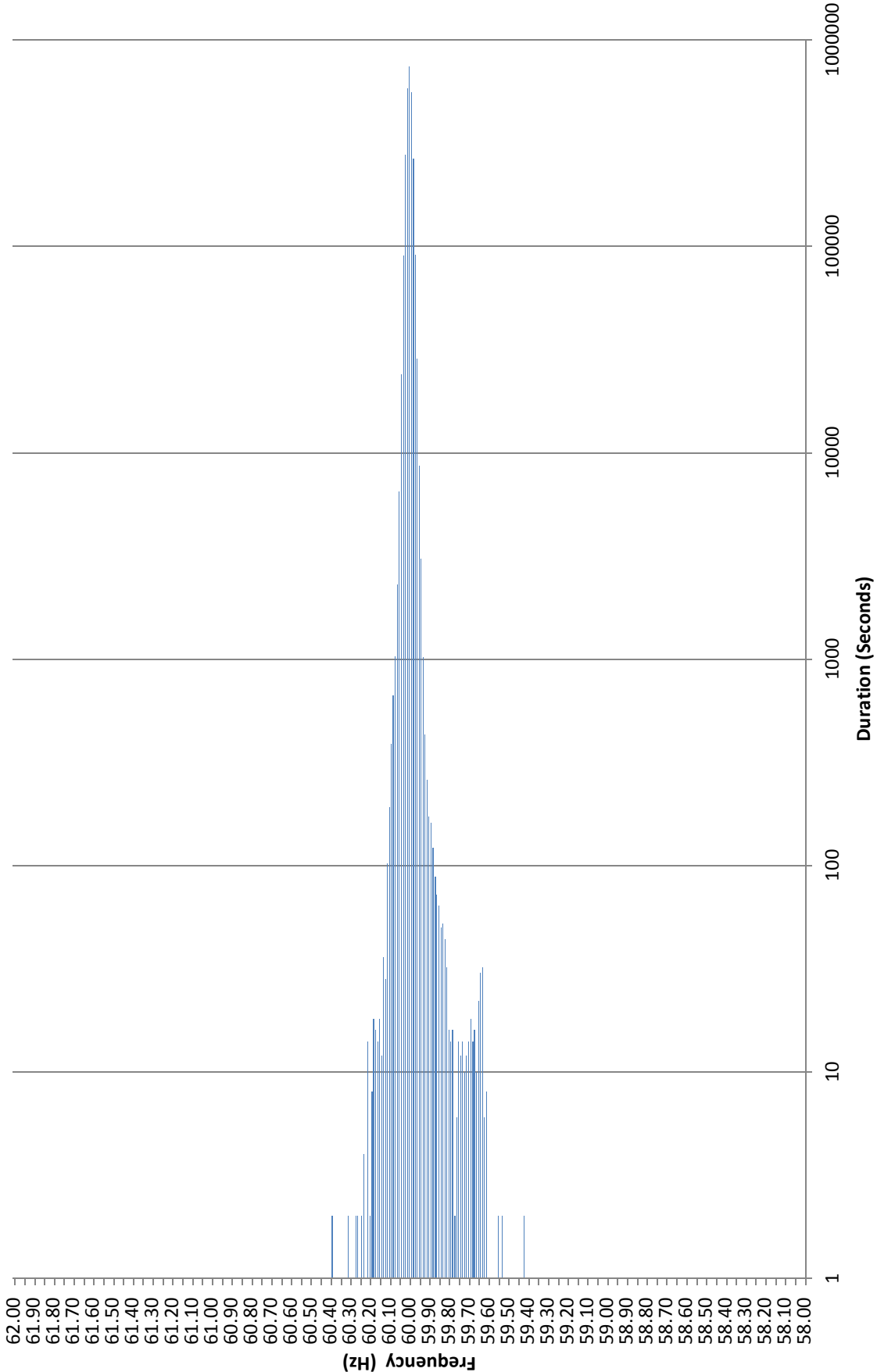
3b) Total MWh of non-dispatchable renewable resources curtailed for the month:

Curtailed MWh from non-dispatchable resources are difficult to determine due to the variability of the resource during curtailment periods. In some cases, the curtailed MWh estimates were provided by the IPPs under curtailment. The Hawaiian Electric Companies do not make any representations as to the accuracy of the curtailed MWh. The estimated MWh of non-dispatchable resources curtailed for the month are provided in Attachment 6, corresponding to each curtailment event.

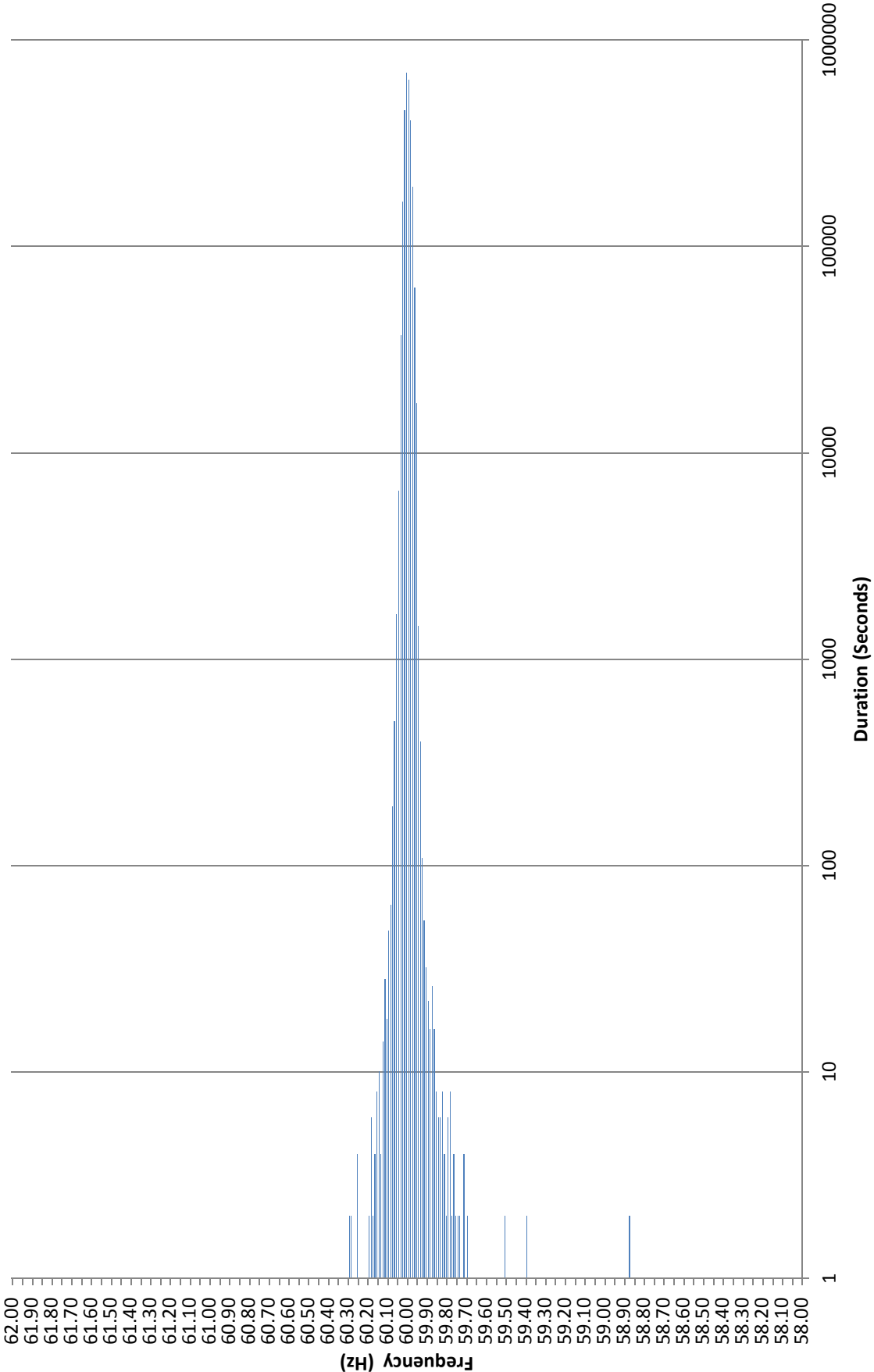
Frequency Distribution Plot - Hawaiian Electric August 2018



Frequency Distribution Plot - Maui Electric August 2018



**Frequency Distribution Plot - Hawai'i Electric Light
August 2018**



Hawaiian Electric Frequency Excursion Statistics August 2018		
Data Rounded to the nearest	<59.95 Hz	>60.05 Hz
Number of Excursions	413	174
Maximum Duration (sec)	242	70
Maximum Deviation (Hz)	59.593	60.176
Total Duration of Excursions (sec)	4660	1190

Maui Electric Frequency Excursion Statistics August 2018		
	<59.95 Hz	>60.05 Hz
Number of Excursions	2142	1327
Maximum Duration (sec)	182	218
Maximum Deviation (Hz)	59.425	60.392
Total Duration of Excursions (sec)	9048	7072

Hawai'i Electric Light Frequency Excursion Statistics August 2018		
	<59.95 Hz	>60.05 Hz
Number of Excursions	2186	295
Maximum Duration (sec)	122	70
Maximum Deviation (Hz)	58.871	60.287
Total Duration of Excursions (sec)	9040	1430

This page intentionally left blank.

This page intentionally left blank.

Hawaiian Electric Curtailment Report August 2018

Start Date/Time	Curtailment Set Point	MW output prior to start of curtailment	End Date/Time	MW output after curtailment released	Estimated MWh of curtailed energy during event (1)	IPP	Reason for Curtailment
08/06/18 09:00	15.0	16.10	08/06/18 13:38	0	*	KWF	Facility Requested
08/10/18 14:32	0.0	2.80	08/10/18 16:03	0	*	KLS2	System Constraints
08/12/18 06:49	0.0	0.10	08/12/18 08:05	0	*	North	System Constraints
08/12/18 06:49	0.0	0.00	08/12/18 08:06	0	*	South	System Constraints
08/12/18 14:28	0.0	29.50	08/12/18 15:33	0	*	Mauka	System Constraints
08/12/18 14:34	0.0	4.30	08/12/18 15:34	0	*	North	System Constraints
08/12/18 14:34	0.0	1.30	08/12/18 15:35	0	*	South	System Constraints
08/16/18 06:05	0.0	3.50	08/16/18 07:11	0	*	KWF	System Constraints
08/16/18 06:10	0.0	1.40	08/16/18 07:08	0	*	Makai	System Constraints
08/16/18 06:11	0.0	13.40	08/16/18 17:40	0	*	Mauka	System Constraints
08/16/18 17:08	0.0	7.00	08/16/18 17:35	0	*	KWF	System Constraints
08/16/18 17:14	0.0	11.40	08/16/18 17:40	0	*	Makai	System Constraints
08/21/18 14:14	0.0	0.00	08/21/18 19:30	0	*	Makai	System Constraints
08/21/18 18:24	0.0	12.00	08/21/18 19:31	0	*	Mauka	System Constraints
08/24/18 04:33	0.0	0.00	08/25/18 10:34	0	*	Aloha	Facility Requested
08/25/18 14:32	0.0	15.00	08/25/18 16:11	0	*	Makai	System Constraints
08/25/18 14:33	0.0	39.00	08/25/18 16:12	0	*	Mauka	System Constraints
08/29/18 07:01	0.0	0.40	08/29/18 09:03	0	*	North	System Constraints
08/29/18 07:01	0.0	0.10	08/29/18 09:04	0	*	South	System Constraints
08/29/18 14:29	0.0	17.60	08/29/18 15:54	0	*	Mauka	System Constraints
08/29/18 14:32	0.0	2.50	08/29/18 15:56	0	*	North	System Constraints
08/29/18 14:33	0.0	0.80	08/29/18 15:57	0	*	South	System Constraints
08/30/18 08:49	0.0	2.40	08/30/18 10:01	0	*	KREP	System Constraints
08/30/18 14:43	0.0	2.50	08/30/18 15:08	0	*	KREP	System Constraints

Aloha1 = Aloha Solar 1 PV Farm
KLS2 = Kalaeloa Solar 2 PV Farm
KREP = Kalaeloa Renewable Energy Park
KWF = Kahuku Wind Farm
Makai = Kawailoa Makai Wind Farm
Mauka = Kawailoa Mauka Wind Farm
North = Waihonu North PV Farm
South = Waihonu South PV Farm
Waianae = Waianae Solar PV Farm

(1) The estimated MWh of energy curtailed during the event is supplied by Kahuku Wind Farm and/or Kawailoa Wind Farm, and HECO does not make any representations as to its accuracy.

* Data has not been provided by IPP.



Maui Curtailment Report

Start Date and Time	Duration	IPP Curtailed	Estimated Curtailed MWH	Peak MW Curtailed	Reasons for Curtailment
8/1/2018 1:32	0:31	KWPPII	0.604	20.708	Oversupply
8/1/2018 2:04	2:47	KWPPII	11.826	20.708	Oversupply
8/1/2018 10:07	0:01	SMRR	0.012	1.898	Oversupply
8/1/2018 10:07	0:01	SMRR	0.012	1.632	Oversupply
8/1/2018 10:08	0:01	SMRR	0.011	1.160	Oversupply
8/1/2018 10:09	0:01	SMRR	0.012	0.165	Oversupply
8/1/2018 10:10	0:01	SMRR	0.012	0.781	Oversupply
8/1/2018 10:11	0:04	BS250	Data is not available	Data is not available	Oversupply
8/1/2018 10:11	0:04	SMRR	0.057	0.020	Oversupply
8/1/2018 10:14	0:01	SMRR	0.009	0.205	Oversupply
8/1/2018 10:15	0:01	SMRR	0.009	0.492	Oversupply
8/1/2018 10:16	0:01	SMRR	0.009	0.792	Oversupply
8/1/2018 10:17	0:01	SMRR	0.009	0.765	Oversupply
8/1/2018 10:17	0:01	SMRR	0.009	0.939	Oversupply
8/1/2018 10:18	0:01	SMRR	0.009	1.295	Oversupply
8/1/2018 10:19	0:01	SMRR	0.009	1.645	Oversupply
8/1/2018 10:20	0:01	SMRR	0.009	1.356	Oversupply
8/1/2018 10:22	0:01	SMRR	0.009	2.423	Oversupply
8/1/2018 10:23	0:01	SMRR	0.009	1.402	Oversupply
8/1/2018 10:24	0:01	SMRR	0.009	1.658	Oversupply
8/1/2018 10:44	0:01	SMRR	0.002	2.161	Oversupply
8/1/2018 10:45	0:01	SMRR	0.004	1.428	Oversupply
8/1/2018 10:46	0:01	SMRR	0.004	0.822	Oversupply
8/1/2018 10:46	0:01	SMRR	0.004	0.886	Oversupply
8/1/2018 10:47	0:01	SMRR	0.005	1.619	Oversupply
8/1/2018 10:48	0:01	SMRR	0.004	1.669	Oversupply
8/1/2018 11:18	0:01	SMRR	0.000	2.297	Oversupply
8/1/2018 11:33	0:01	SMRR	0.007	2.564	Oversupply
8/1/2018 11:34	0:01	SMRR	0.007	1.281	Oversupply
8/1/2018 11:35	0:01	SMRR	0.007	1.832	Oversupply
8/1/2018 11:41	0:01	SMRR	0.007	2.551	Oversupply
8/1/2018 11:41	0:01	SMRR	0.007	1.896	Oversupply
8/1/2018 11:42	0:01	SMRR	0.007	1.110	Oversupply
8/1/2018 11:43	0:01	BS250	Data is not available	Data is not available	Oversupply
8/1/2018 11:43	0:01	SMRR	0.007	0.070	Oversupply
8/1/2018 11:44	0:05	SMRR	0.113	0.047	Oversupply
8/1/2018 11:45	0:04	BS250	Data is not available	Data is not available	Oversupply
8/1/2018 11:45	0:01	KWPPII	0.005	19.206	Oversupply
8/1/2018 11:48	0:03	KWPPII	0.026	19.211	Oversupply
8/1/2018 11:48	0:01	SMRR	0.019	0.062	Oversupply
8/1/2018 11:49	0:02	SMRR	0.038	0.018	Oversupply
8/1/2018 11:50	0:01	BS250	Data is not available	Data is not available	Oversupply
8/1/2018 11:51	0:01	SMRR	0.019	0.151	Oversupply
8/1/2018 11:51	0:01	SMRR	0.019	0.023	Oversupply
8/1/2018 11:52	0:24	BS250	Data is not available	Data is not available	Oversupply
8/1/2018 11:52	0:01	SMRR	0.019	0.027	Oversupply
8/1/2018 11:53	0:22	SMRR	0.511	0.001	Oversupply
8/1/2018 11:54	0:22	KWPPII	0.815	19.211	Oversupply
8/1/2018 12:15	0:01	SMRR	0.034	0.138	Oversupply
8/1/2018 12:16	0:01	SMRR	0.035	0.470	Oversupply
8/1/2018 12:17	0:19	SMRR	0.808	0.172	Oversupply
8/1/2018 12:17	0:19	BS250	Data is not available	Data is not available	Oversupply
8/1/2018 12:17	0:20	KWPPII	0.962	19.211	Oversupply
8/1/2018 12:36	0:01	SMRR	0.027	0.066	Oversupply
8/1/2018 12:39	0:01	SMRR	0.028	1.422	Oversupply
8/1/2018 12:40	0:02	SMRR	0.055	1.399	Oversupply
8/1/2018 12:41	0:01	BS250	Data is not available	Data is not available	Oversupply
8/1/2018 12:41	0:01	KWPPII	0.012	19.172	Oversupply
8/1/2018 12:42	0:01	SMRR	0.028	0.374	Oversupply
8/1/2018 12:42	0:27	SMRR	1.202	0.021	Oversupply
8/1/2018 12:43	0:28	BS250	Data is not available	Data is not available	Oversupply
8/1/2018 12:45	0:25	KWPPII	0.913	19.211	Oversupply
8/1/2018 13:09	0:01	SMRR	0.033	0.005	Oversupply
8/1/2018 13:10	0:01	SMRR	0.033	0.274	Oversupply
8/1/2018 13:11	0:01	SMRR	0.033	0.611	Oversupply
8/1/2018 13:11	0:01	SMRR	0.032	0.728	Oversupply
8/1/2018 13:12	0:01	SMRR	0.033	0.792	Oversupply
8/1/2018 13:22	0:01	SMRR	0.009	1.968	Oversupply
8/1/2018 13:23	0:01	SMRR	0.009	1.887	Oversupply
8/1/2018 13:24	0:01	KWPPII	0.004	19.206	Oversupply
8/1/2018 13:24	0:01	SMRR	0.009	0.585	Oversupply
8/1/2018 13:24	0:01	SMRR	0.009	0.538	Oversupply
8/1/2018 13:25	0:01	SMRR	0.009	1.483	Oversupply
8/1/2018 13:26	0:01	SMRR	0.009	1.508	Oversupply
8/1/2018 13:27	0:01	SMRR	0.009	2.007	Oversupply
8/1/2018 13:32	0:01	SMRR	0.000	1.650	Oversupply
8/1/2018 13:50	0:01	SMRR	0.017	1.161	Oversupply
8/1/2018 13:51	0:03	SMRR	0.068	0.255	Oversupply
8/1/2018 13:51	0:03	BS250	Data is not available	Data is not available	Oversupply
8/1/2018 13:52	0:02	KWPPII	0.029	19.196	Oversupply
8/1/2018 13:54	0:01	SMRR	0.017	-0.003	Oversupply
8/1/2018 14:07	0:01	SMRR	0.003	2.625	Oversupply
8/1/2018 14:08	0:01	SMRR	0.003	1.679	Oversupply
8/1/2018 14:25	0:01	SMRR	0.003	2.491	Oversupply



Maui Curtailment Report

Start Date and Time	Duration	IPP Curtailed	Estimated Curtailed MWH	Peak MW Curtailed	Reasons for Curtailment
8/1/2018 14:26	0:01	SMRR	0.003	2.556	Oversupply
8/1/2018 14:42	0:01	SMRR	0.004	1.948	Oversupply
8/1/2018 14:42	0:01	SMRR	0.004	1.687	Oversupply
8/1/2018 14:43	0:01	SMRR	0.004	0.411	Oversupply
8/1/2018 14:44	0:01	BS250	Data is not available	Data is not available	Oversupply
8/1/2018 14:46	0:07	SMRR	0.166	1.763	Oversupply
8/1/2018 14:47	0:07	BS250	Data is not available	Data is not available	Oversupply
8/1/2018 14:47	0:01	KWPPII	0.000	19.162	Oversupply
8/1/2018 14:49	0:05	KWPPII	0.118	19.194	Oversupply
8/1/2018 14:53	0:01	SMRR	0.019	-0.003	Oversupply
8/1/2018 14:54	0:01	SMRR	0.018	0.300	Oversupply
8/1/2018 14:55	0:01	SMRR	0.019	0.792	Oversupply
8/1/2018 15:56	0:01	SMRR	0.000	2.015	Oversupply
8/2/2018 1:54	2:43	KWPPII	8.836	19.211	Oversupply
8/2/2018 10:36	0:01	SMRR	0.010	2.560	Oversupply
8/2/2018 10:37	0:01	SMRR	0.010	1.415	Oversupply
8/2/2018 10:38	0:01	BS250	Data is not available	Data is not available	Oversupply
8/2/2018 10:38	0:01	SMRR	0.009	0.163	Oversupply
8/2/2018 10:39	0:01	SMRR	0.010	1.310	Oversupply
8/2/2018 10:39	0:01	SMRR	0.010	1.199	Oversupply
8/2/2018 10:40	0:01	SMRR	0.010	1.731	Oversupply
8/2/2018 10:41	0:01	SMRR	0.009	0.512	Oversupply
8/2/2018 10:42	0:01	SMRR	0.010	0.606	Oversupply
8/2/2018 10:42	0:01	SMRR	0.010	0.023	Oversupply
8/2/2018 10:43	0:01	SMRR	0.010	0.579	Oversupply
8/2/2018 10:44	0:01	SMRR	0.016	1.421	Oversupply
8/2/2018 10:45	0:01	SMRR	0.030	1.439	Oversupply
8/2/2018 10:46	0:01	BS250	Data is not available	Data is not available	Oversupply
8/2/2018 10:46	0:01	SMRR	0.030	0.633	Oversupply
8/2/2018 10:46	0:01	SMRR	0.030	0.320	Oversupply
8/2/2018 10:47	0:01	SMRR	0.029	1.133	Oversupply
8/2/2018 10:48	3:49	BS250	Data is not available	Data is not available	Oversupply
8/2/2018 10:48	3:51	SMRR	9.764	0.028	Oversupply
8/2/2018 10:51	3:48	KWPPII	27.275	19.211	Oversupply
8/2/2018 14:38	0:01	BS250	Data is not available	Data is not available	Oversupply
8/2/2018 14:39	0:01	SMRR	0.026	0.387	Oversupply
8/2/2018 14:39	0:01	SMRR	0.026	0.718	Oversupply
8/2/2018 14:40	0:01	SMRR	0.026	1.010	Oversupply
8/2/2018 14:41	0:01	SMRR	0.025	1.820	Oversupply
8/2/2018 14:42	0:01	SMRR	0.026	1.388	Oversupply
8/2/2018 14:42	0:01	SMRR	0.026	1.419	Oversupply
8/2/2018 14:43	0:01	SMRR	0.026	1.569	Oversupply
8/2/2018 14:44	0:01	SMRR	0.022	0.495	Oversupply
8/2/2018 14:45	0:01	SMRR	0.006	0.703	Oversupply
8/2/2018 14:45	0:01	SMRR	0.006	0.636	Oversupply
8/2/2018 14:48	0:01	SMRR	0.006	1.818	Oversupply
8/3/2018 2:12	0:01	AWE	0.002	0.100	Oversupply
8/3/2018 9:38	0:01	SMRR	0.001	2.240	Oversupply
8/3/2018 9:40	0:01	SMRR	0.001	1.478	Oversupply
8/3/2018 9:40	0:01	SMRR	0.001	0.619	Oversupply
8/3/2018 9:41	0:01	SMRR	0.001	1.167	Oversupply
8/3/2018 9:42	0:01	SMRR	0.001	1.343	Oversupply
8/3/2018 9:43	0:01	SMRR	0.001	1.730	Oversupply
8/3/2018 9:43	0:01	SMRR	0.001	1.976	Oversupply
8/3/2018 9:45	0:01	SMRR	0.004	1.657	Oversupply
8/3/2018 9:46	0:01	SMRR	0.004	1.145	Oversupply
8/3/2018 9:46	0:01	SMRR	0.004	1.931	Oversupply
8/3/2018 9:56	0:01	SMRR	0.004	2.047	Oversupply
8/3/2018 9:57	0:01	SMRR	0.004	1.350	Oversupply
8/3/2018 9:58	0:05	BS250	Data is not available	Data is not available	Oversupply
8/3/2018 9:58	0:05	SMRR	0.070	0.069	Oversupply
8/3/2018 10:02	0:01	KWPPII	0.001	19.211	Oversupply
8/3/2018 10:02	0:01	SMRR	0.016	0.431	Oversupply
8/3/2018 10:03	0:01	SMRR	0.016	1.087	Oversupply
8/3/2018 10:04	0:01	SMRR	0.016	1.209	Oversupply
8/3/2018 10:05	0:01	SMRR	0.016	1.730	Oversupply
8/3/2018 10:09	0:01	SMRR	0.016	2.484	Oversupply
8/3/2018 10:10	0:01	SMRR	0.016	1.410	Oversupply
8/3/2018 10:11	0:01	BS250	Data is not available	Data is not available	Oversupply
8/3/2018 10:11	0:01	SMRR	0.016	0.236	Oversupply
8/3/2018 10:12	0:01	SMRR	0.016	0.936	Oversupply
8/3/2018 10:12	0:37	SMRR	1.373	0.023	Oversupply
8/3/2018 10:13	0:37	BS250	Data is not available	Data is not available	Oversupply
8/3/2018 10:16	0:35	KWPPII	1.451	19.211	Oversupply
8/3/2018 10:51	0:01	SMRR	0.017	0.671	Oversupply
8/3/2018 10:51	2:56	SMRR	7.721	0.006	Oversupply
8/3/2018 10:52	2:57	BS250	Data is not available	Data is not available	Oversupply
8/3/2018 10:54	2:55	KWPPII	31.319	19.211	Oversupply
8/3/2018 13:48	0:01	SMRR	0.009	-0.002	Oversupply
8/3/2018 13:49	0:01	SMRR	0.009	0.789	Oversupply
8/3/2018 14:11	0:01	SMRR	0.004	1.471	Oversupply
8/3/2018 14:12	0:01	SMRR	0.004	1.322	Oversupply
8/3/2018 14:13	0:01	SMRR	0.004	0.915	Oversupply
8/3/2018 14:30	0:01	SMRR	0.001	2.346	Oversupply



Maui Curtailment Report

Start Date and Time	Duration	IPP Curtailed	Estimated Curtailed MWH	Peak MW Curtailed	Reasons for Curtailment
8/3/2018 14:42	0:01	SMRR	0.001	1.766	Oversupply
8/3/2018 14:43	0:01	SMRR	0.001	1.218	Oversupply
8/3/2018 14:44	0:01	SMRR	0.001	1.461	Oversupply
8/3/2018 14:44	0:01	SMRR	0.004	1.301	Oversupply
8/3/2018 14:47	0:01	SMRR	0.002	1.325	Oversupply
8/3/2018 14:47	0:01	SMRR	0.002	1.556	Oversupply
8/3/2018 22:26	1:01	KWPPII	5.724	17.714	Oversupply
8/3/2018 23:30	0:01	KWPPII	0.001	17.714	Oversupply
8/4/2018 0:07	0:09	KWPPII	0.184	17.714	Oversupply
8/4/2018 0:17	0:01	KWPPII	0.003	17.714	Oversupply
8/4/2018 0:19	0:18	KWPPII	0.233	17.714	Oversupply
8/4/2018 7:37	0:01	SMRR	0.004	0.660	Oversupply
8/4/2018 7:38	0:02	BS250	Data is not available	Data is not available	Oversupply
8/4/2018 7:38	0:02	SMRR	0.007	0.008	Oversupply
8/4/2018 7:39	0:01	SMRR	0.003	0.015	Oversupply
8/4/2018 8:45	0:10	SMRR	0.267	0.395	Oversupply
8/4/2018 8:46	0:10	BS250	Data is not available	Data is not available	Oversupply
8/4/2018 8:49	0:07	KWPPII	0.225	19.211	Oversupply
8/4/2018 8:55	0:01	SMRR	0.021	0.110	Oversupply
8/4/2018 8:56	0:01	SMRR	0.020	0.486	Oversupply
8/4/2018 8:57	0:01	SMRR	0.021	0.682	Oversupply
8/4/2018 9:00	0:01	SMRR	0.018	1.037	Oversupply
8/4/2018 9:01	0:50	SMRR	1.342	0.958	Oversupply
8/4/2018 9:02	0:49	BS250	Data is not available	Data is not available	Oversupply
8/4/2018 9:05	0:46	KWPPII	3.891	19.211	Oversupply
8/4/2018 9:52	0:01	SMRR	0.006	0.513	Oversupply
8/4/2018 9:57	0:01	SMRR	0.006	0.856	Oversupply
8/4/2018 9:58	0:01	SMRR	0.006	0.397	Oversupply
8/4/2018 9:58	0:02	SMRR	0.022	0.012	Oversupply
8/4/2018 9:59	0:03	BS250	Data is not available	Data is not available	Oversupply
8/4/2018 10:01	0:01	SMRR	0.007	0.086	Oversupply
8/4/2018 10:06	4:38	SMRR	11.201	-0.002	Oversupply
8/4/2018 10:07	4:37	BS250	Data is not available	Data is not available	Oversupply
8/4/2018 10:10	4:35	KWPPII	57.147	19.211	Oversupply
8/4/2018 10:34	0:08	AWE	0.287	21.000	System constraint
8/4/2018 11:06	1:08	AWE	7.626	20.700	Oversupply
8/4/2018 12:15	0:14	AWE	0.136	20.700	Oversupply
8/4/2018 12:43	0:08	AWE	0.189	21.000	Oversupply
8/4/2018 12:53	0:01	AWE	0.002	20.500	Oversupply
8/4/2018 13:01	0:18	AWE	0.475	20.600	Oversupply
8/4/2018 14:44	0:01	SMRR	0.030	0.549	Oversupply
8/4/2018 14:45	0:01	BS250	Data is not available	Data is not available	Oversupply
8/4/2018 14:45	0:01	SMRR	0.026	0.596	Oversupply
8/4/2018 14:46	0:01	SMRR	0.026	0.818	Oversupply
8/4/2018 14:46	0:01	SMRR	0.026	0.630	Oversupply
8/4/2018 14:47	0:04	SMRR	0.132	0.397	Oversupply
8/4/2018 14:50	0:01	BS250	Data is not available	Data is not available	Oversupply
8/4/2018 14:51	0:01	SMRR	0.026	0.104	Oversupply
8/4/2018 14:52	0:01	SMRR	0.026	0.513	Oversupply
8/4/2018 14:53	0:01	SMRR	0.026	0.900	Oversupply
8/4/2018 14:53	0:01	SMRR	0.026	0.919	Oversupply
8/4/2018 14:55	0:01	SMRR	0.026	1.012	Oversupply
8/4/2018 14:56	0:01	BS250	Data is not available	Data is not available	Oversupply
8/4/2018 14:56	0:01	SMRR	0.026	0.848	Oversupply
8/4/2018 14:56	0:01	SMRR	0.026	0.963	Oversupply
8/4/2018 14:57	0:01	SMRR	0.026	1.306	Oversupply
8/4/2018 14:58	0:01	SMRR	0.026	1.288	Oversupply
8/4/2018 14:59	0:01	SMRR	0.026	0.839	Oversupply
8/4/2018 14:59	0:01	SMRR	0.027	0.015	Oversupply
8/4/2018 15:00	0:01	BS250	Data is not available	Data is not available	Oversupply
8/4/2018 15:00	0:01	SMRR	0.026	0.050	Oversupply
8/4/2018 15:01	0:01	SMRR	0.026	0.964	Oversupply
8/4/2018 15:02	0:01	SMRR	0.026	0.340	Oversupply
8/4/2018 15:02	0:03	SMRR	0.104	0.015	Oversupply
8/4/2018 15:03	0:03	BS250	Data is not available	Data is not available	Oversupply
8/4/2018 15:06	0:02	KWPPII	0.006	19.211	Oversupply
8/4/2018 15:06	0:01	SMRR	0.026	-0.003	Oversupply
8/4/2018 15:06	0:01	SMRR	0.026	-0.003	Oversupply
8/4/2018 15:07	0:01	SMRR	0.026	-0.003	Oversupply
8/4/2018 18:52	0:12	SMRR	0.005	0.039	Oversupply
8/4/2018 22:14	0:23	KWPPII	1.437	19.211	Oversupply
8/4/2018 23:13	0:06	KWPPII	0.131	19.211	Oversupply
8/5/2018 0:10	0:12	KWPPII	0.316	19.211	Oversupply
8/5/2018 0:25	0:10	KWPPII	0.108	19.211	Oversupply
8/5/2018 1:00	2:36	KWPPII	19.044	19.211	Oversupply
8/5/2018 3:41	0:53	KWPPII	5.019	19.211	Oversupply
8/5/2018 4:35	0:56	KWPPII	5.556	19.211	Oversupply
8/5/2018 6:00	0:31	SMRR	0.014	0.000	Oversupply
8/5/2018 6:00	0:12	BS250	Data is not available	Data is not available	Oversupply
8/5/2018 6:03	0:07	KWPPII	0.246	19.211	Oversupply
8/5/2018 6:11	0:21	KWPPII	1.105	19.211	Oversupply
8/5/2018 6:13	0:17	BS250	Data is not available	Data is not available	Oversupply
8/5/2018 6:33	0:10	SMRR	0.022	0.046	Oversupply
8/5/2018 6:34	0:10	BS250	Data is not available	Data is not available	Oversupply



Maui Curtailment Report

Start Date and Time	Duration	IPP Curtailed	Estimated Curtailed MWH	Peak MW Curtailed	Reasons for Curtailment
8/5/2018 6:37	0:07	KWPPII	0.180	19.211	Oversupply
8/5/2018 6:51	0:13	BS250	Data is not available	Data is not available	Oversupply
8/5/2018 6:51	0:13	SMRR	0.060	0.002	Oversupply
8/5/2018 6:55	5:47	KWPPII	65.227	19.211	Oversupply
8/5/2018 7:04	0:01	SMRR	0.000	0.117	System Constraint
8/5/2018 7:05	6:18	BS250	Data is not available	Data is not available	System Constraint
8/5/2018 7:05	5:37	SMRR	0.000	0.010	System Constraint
8/5/2018 11:17	0:02	AWE	0.001	17.400	Oversupply
8/5/2018 11:23	0:06	AWE	0.092	17.600	Oversupply
8/5/2018 11:30	0:06	AWE	0.030	17.500	Oversupply
8/5/2018 11:40	0:02	AWE	0.011	17.600	Oversupply
8/5/2018 11:45	0:03	AWE	0.046	17.200	Oversupply
8/5/2018 11:49	0:35	AWE	1.332	17.400	Oversupply
8/5/2018 12:25	0:01	AWE	0.009	17.900	Oversupply
8/5/2018 12:41	0:01	SMRR	0.036	0.335	Oversupply
8/5/2018 12:42	0:40	SMRR	1.728	0.006	Oversupply
8/5/2018 12:43	0:41	KWPPII	4.274	18.859	Oversupply
8/5/2018 13:23	0:01	SMRR	0.017	0.486	Oversupply
8/5/2018 13:23	0:01	SMRR	0.016	0.517	Oversupply
8/5/2018 13:26	0:01	SMRR	0.016	1.108	Oversupply
8/5/2018 13:26	0:02	SMRR	0.033	0.513	Oversupply
8/5/2018 13:27	0:01	BS250	Data is not available	Data is not available	Oversupply
8/5/2018 13:28	0:01	KWPPII	0.011	17.489	Oversupply
8/5/2018 13:29	0:01	SMRR	0.016	1.126	Oversupply
8/5/2018 13:29	0:02	SMRR	0.032	0.093	Oversupply
8/5/2018 13:30	0:01	BS250	Data is not available	Data is not available	Oversupply
8/5/2018 13:30	0:01	KWPPII	0.005	17.690	Oversupply
8/5/2018 13:32	0:01	SMRR	0.009	0.137	Oversupply
8/5/2018 13:33	0:01	SMRR	0.009	0.138	Oversupply
8/5/2018 13:33	0:01	BS250	Data is not available	Data is not available	Oversupply
8/5/2018 13:33	0:01	SMRR	0.009	0.114	Oversupply
8/5/2018 13:34	0:01	SMRR	0.009	0.203	Oversupply
8/5/2018 13:36	0:01	SMRR	0.009	0.921	Oversupply
8/5/2018 13:38	0:01	SMRR	0.009	0.728	Oversupply
8/5/2018 13:39	0:01	SMRR	0.009	0.084	Oversupply
8/5/2018 13:40	0:01	SMRR	0.009	1.251	Oversupply
8/5/2018 13:47	0:01	SMRR	0.002	1.208	Oversupply
8/5/2018 13:48	0:01	SMRR	0.002	0.765	Oversupply
8/5/2018 13:49	0:01	SMRR	0.002	0.572	Oversupply
8/5/2018 13:49	0:01	SMRR	0.002	1.062	Oversupply
8/5/2018 13:55	0:01	SMRR	0.002	1.017	Oversupply
8/5/2018 13:56	0:01	SMRR	0.002	0.346	Oversupply
8/5/2018 13:57	0:01	SMRR	0.002	0.424	Oversupply
8/5/2018 13:58	0:01	BS250	Data is not available	Data is not available	Oversupply
8/5/2018 13:58	0:06	KWPPII	0.075	19.109	Oversupply
8/5/2018 13:58	0:01	SMRR	0.002	0.021	Oversupply
8/5/2018 13:58	0:01	SMRR	0.002	0.007	Oversupply
8/5/2018 13:59	0:01	SMRR	0.000	0.020	Oversupply
8/5/2018 14:00	0:04	SMRR	0.035	0.229	Oversupply
8/5/2018 14:01	0:04	BS250	Data is not available	Data is not available	Oversupply
8/5/2018 14:04	0:01	SMRR	0.007	0.034	Oversupply
8/5/2018 14:05	0:01	SMRR	0.007	0.690	Oversupply
8/5/2018 22:26	0:29	KWPPII	1.927	19.202	Oversupply
8/5/2018 23:32	0:14	KWPPII	0.328	19.194	Oversupply
8/6/2018 3:09	0:01	KWPPII	0.006	18.465	Oversupply
8/6/2018 3:16	0:03	KWPPII	0.018	19.049	Oversupply
8/6/2018 3:20	0:02	KWPPII	0.028	18.949	Oversupply
8/6/2018 3:26	0:35	KWPPII	2.929	19.211	Oversupply
8/6/2018 4:05	0:10	KWPPII	0.150	19.203	Oversupply
8/6/2018 8:46	0:01	SMRR	0.011	1.596	Oversupply
8/6/2018 8:47	0:01	SMRR	0.011	0.861	Oversupply
8/6/2018 8:48	0:01	SMRR	0.011	0.215	Oversupply
8/6/2018 8:48	0:01	SMRR	0.011	0.083	Oversupply
8/6/2018 8:49	0:01	BS250	Data is not available	Data is not available	Oversupply
8/6/2018 8:49	0:01	SMRR	0.011	0.491	Oversupply
8/6/2018 8:51	0:02	BS250	Data is not available	Data is not available	Oversupply
8/6/2018 8:51	0:01	SMRR	0.011	0.085	Oversupply
8/6/2018 8:51	0:01	SMRR	0.011	0.186	Oversupply
8/6/2018 8:52	0:01	SMRR	0.011	0.070	Oversupply
8/6/2018 8:53	0:01	SMRR	0.011	0.028	Oversupply
8/6/2018 8:54	0:01	BS250	Data is not available	Data is not available	Oversupply
8/6/2018 8:54	0:02	SMRR	0.022	0.012	Oversupply
8/6/2018 8:55	0:01	SMRR	0.011	1.089	Oversupply
8/6/2018 9:00	0:01	SMRR	0.012	1.404	Oversupply
8/6/2018 9:01	0:01	SMRR	0.011	0.449	Oversupply
8/6/2018 9:01	0:01	SMRR	0.012	0.363	Oversupply
8/6/2018 9:04	0:01	SMRR	0.012	1.772	Oversupply
8/6/2018 9:04	0:01	SMRR	0.012	0.492	Oversupply
8/6/2018 9:05	0:04	SMRR	0.057	0.018	Oversupply
8/6/2018 9:06	0:04	BS250	Data is not available	Data is not available	Oversupply
8/6/2018 9:09	0:01	SMRR	0.012	0.074	Oversupply
8/6/2018 9:10	0:01	SMRR	0.012	0.992	Oversupply
8/6/2018 9:11	0:01	SMRR	0.012	1.694	Oversupply
8/6/2018 9:13	0:01	SMRR	0.012	1.437	Oversupply



Maui Curtailment Report

Start Date and Time	Duration	IPP Curtailed	Estimated Curtailed MWH	Peak MW Curtailed	Reasons for Curtailment
8/6/2018 9:14	0:01	SMRR	0.008	1.348	Oversupply
8/6/2018 9:15	0:01	SMRR	0.011	0.945	Oversupply
8/6/2018 9:16	0:01	SMRR	0.011	0.238	Oversupply
8/6/2018 9:17	0:01	SMRR	0.010	0.135	Oversupply
8/6/2018 9:17	0:01	SMRR	0.011	0.886	Oversupply
8/6/2018 9:18	0:02	BS250	Data is not available	Data is not available	Oversupply
8/6/2018 9:18	0:01	SMRR	0.011	0.329	Oversupply
8/6/2018 9:19	0:01	SMRR	0.011	0.082	Oversupply
8/6/2018 9:20	0:01	SMRR	0.011	0.417	Oversupply
8/6/2018 9:21	0:01	SMRR	0.011	0.519	Oversupply
8/6/2018 9:21	0:01	SMRR	0.010	1.121	Oversupply
8/6/2018 9:22	0:01	SMRR	0.011	1.568	Oversupply
8/6/2018 9:23	0:01	SMRR	0.011	1.163	Oversupply
8/6/2018 9:24	0:01	SMRR	0.011	1.122	Oversupply
8/6/2018 9:29	0:01	SMRR	0.015	1.279	Oversupply
8/6/2018 9:30	0:01	SMRR	0.027	0.940	Oversupply
8/6/2018 9:31	0:01	SMRR	0.027	0.984	Oversupply
8/6/2018 9:31	0:04	SMRR	0.133	0.298	Oversupply
8/6/2018 9:32	0:05	BS250	Data is not available	Data is not available	Oversupply
8/6/2018 9:35	0:01	KWPPI	0.004	19.211	Oversupply
8/6/2018 9:35	0:01	SMRR	0.026	0.056	Oversupply
8/6/2018 9:36	0:01	SMRR	0.027	0.184	Oversupply
8/6/2018 9:37	0:01	SMRR	0.027	0.568	Oversupply
8/6/2018 9:37	0:01	SMRR	0.027	0.872	Oversupply
8/6/2018 9:38	0:03	SMRR	0.106	0.150	Oversupply
8/6/2018 9:39	0:11	BS250	Data is not available	Data is not available	Oversupply
8/6/2018 9:41	0:01	SMRR	0.027	0.020	Oversupply
8/6/2018 9:42	0:08	SMRR	0.178	0.007	Oversupply
8/6/2018 9:43	0:07	KWPPI	0.225	19.209	Oversupply
8/6/2018 9:50	0:01	SMRR	0.012	0.008	Oversupply
8/6/2018 9:51	0:01	BS250	Data is not available	Data is not available	Oversupply
8/6/2018 9:51	0:01	KWPPI	0.009	19.198	Oversupply
8/6/2018 9:54	0:01	SMRR	0.012	0.634	Oversupply
8/6/2018 10:03	0:01	SMRR	0.004	0.777	Oversupply
8/6/2018 10:10	0:01	SMRR	0.004	1.347	Oversupply
8/6/2018 10:11	0:01	BS250	Data is not available	Data is not available	Oversupply
8/6/2018 10:11	0:02	SMRR	0.008	0.438	Oversupply
8/6/2018 10:12	0:01	KWPPI	0.004	19.027	Oversupply
8/6/2018 10:13	0:01	SMRR	0.004	0.815	Oversupply
8/6/2018 10:13	0:01	SMRR	0.004	0.091	Oversupply
8/6/2018 10:14	0:03	BS250	Data is not available	Data is not available	Oversupply
8/6/2018 10:14	0:01	KWPPI	0.003	19.030	Oversupply
8/6/2018 10:14	0:01	SMRR	0.008	-0.003	Oversupply
8/6/2018 10:15	0:02	SMRR	0.053	0.015	Oversupply
8/6/2018 10:16	0:02	KWPPI	0.030	18.966	Oversupply
8/6/2018 10:16	0:01	SMRR	0.027	0.100	Oversupply
8/6/2018 10:17	0:01	SMRR	0.027	0.180	Oversupply
8/6/2018 10:18	0:01	SMRR	0.027	0.595	Oversupply
8/6/2018 10:19	0:05	SMRR	0.160	0.287	Oversupply
8/6/2018 10:21	0:04	BS250	Data is not available	Data is not available	Oversupply
8/6/2018 10:21	0:04	KWPPI	0.045	19.163	Oversupply
8/6/2018 10:23	0:02	SMRR	0.056	0.035	Oversupply
8/6/2018 10:25	0:49	SMRR	2.119	0.029	Oversupply
8/6/2018 10:26	0:44	BS250	Data is not available	Data is not available	Oversupply
8/6/2018 10:26	0:53	KWPPI	2.627	19.196	Oversupply
8/6/2018 11:11	0:03	BS250	Data is not available	Data is not available	Oversupply
8/6/2018 11:14	0:01	SMRR	0.035	0.012	Oversupply
8/6/2018 11:14	0:04	SMRR	0.125	0.101	Oversupply
8/6/2018 11:15	0:04	BS250	Data is not available	Data is not available	Oversupply
8/6/2018 11:18	0:01	SMRR	0.025	0.083	Oversupply
8/6/2018 11:19	0:01	SMRR	0.025	0.845	Oversupply
8/6/2018 11:20	0:02	SMRR	0.050	1.320	Oversupply
8/6/2018 11:21	0:01	SMRR	0.025	1.782	Oversupply
8/6/2018 11:22	0:01	SMRR	0.025	0.821	Oversupply
8/6/2018 11:23	0:01	BS250	Data is not available	Data is not available	Oversupply
8/6/2018 11:23	0:01	KWPPI	0.006	18.745	Oversupply
8/6/2018 11:23	0:01	SMRR	0.025	0.336	Oversupply
8/6/2018 11:24	0:01	SMRR	0.025	0.109	Oversupply
8/6/2018 11:24	0:01	SMRR	0.025	0.096	Oversupply
8/6/2018 11:25	0:01	KWPPI	0.011	18.643	Oversupply
8/6/2018 11:25	0:01	SMRR	0.025	0.313	Oversupply
8/6/2018 11:26	0:01	SMRR	0.025	1.285	Oversupply
8/6/2018 11:27	0:01	SMRR	0.025	2.311	Oversupply
8/6/2018 11:30	0:01	SMRR	0.005	2.793	Oversupply
8/6/2018 11:30	0:01	SMRR	0.005	2.239	Oversupply
8/6/2018 11:33	0:01	SMRR	0.005	2.514	Oversupply
8/6/2018 11:34	0:01	SMRR	0.005	2.375	Oversupply
8/6/2018 11:34	0:01	SMRR	0.005	2.192	Oversupply
8/6/2018 11:42	0:01	SMRR	0.005	2.111	Oversupply
8/6/2018 11:43	0:01	SMRR	0.005	1.826	Oversupply
8/6/2018 11:43	0:01	SMRR	0.005	1.673	Oversupply
8/6/2018 11:44	0:01	SMRR	0.023	1.711	Oversupply
8/6/2018 11:45	0:01	SMRR	0.033	1.432	Oversupply
8/6/2018 11:46	0:01	SMRR	0.034	0.857	Oversupply



Maui Curtailment Report

Start Date and Time	Duration	IPP Curtailed	Estimated Curtailed MWH	Peak MW Curtailed	Reasons for Curtailment
8/6/2018 11:47	0:01	SMRR	0.034	0.439	Oversupply
8/6/2018 11:47	0:01	SMRR	0.034	0.850	Oversupply
8/6/2018 11:48	0:01	SMRR	0.034	0.139	Oversupply
8/6/2018 11:49	0:02	KWP/II	0.018	18.867	Oversupply
8/6/2018 11:49	1:19	SMRR	3.694	0.178	Oversupply
8/6/2018 11:50	1:17	BS250	Data is not available	Data is not available	Oversupply
8/6/2018 11:52	1:17	KWP/II	4.758	19.190	Oversupply
8/6/2018 13:08	0:01	SMRR	0.034	0.036	Oversupply
8/6/2018 13:08	0:01	SMRR	0.034	1.084	Oversupply
8/6/2018 13:09	0:01	SMRR	0.033	1.368	Oversupply
8/6/2018 13:10	0:01	SMRR	0.034	0.932	Oversupply
8/6/2018 13:11	0:05	SMRR	0.188	0.652	Oversupply
8/6/2018 13:12	0:03	BS250	Data is not available	Data is not available	Oversupply
8/6/2018 13:13	0:03	KWP/II	0.092	19.014	Oversupply
8/6/2018 13:15	0:01	SMRR	0.018	1.226	Oversupply
8/6/2018 13:16	0:01	SMRR	0.018	1.016	Oversupply
8/6/2018 13:17	0:01	SMRR	0.018	1.437	Oversupply
8/6/2018 13:17	0:01	SMRR	0.018	2.240	Oversupply
8/6/2018 13:23	0:01	SMRR	0.018	2.192	Oversupply
8/6/2018 13:24	0:01	SMRR	0.018	1.324	Oversupply
8/6/2018 13:24	0:01	SMRR	0.018	0.748	Oversupply
8/6/2018 13:25	0:01	SMRR	0.018	0.861	Oversupply
8/6/2018 13:26	0:01	SMRR	0.018	0.897	Oversupply
8/6/2018 13:27	0:01	KWP/II	0.010	18.849	Oversupply
8/6/2018 13:27	0:01	SMRR	0.018	0.099	Oversupply
8/6/2018 13:27	0:02	SMRR	0.036	0.019	Oversupply
8/6/2018 13:28	0:01	BS250	Data is not available	Data is not available	Oversupply
8/6/2018 13:29	0:01	KWP/II	0.001	19.034	Oversupply
8/6/2018 13:29	0:01	SMRR	0.022	0.423	Oversupply
8/6/2018 13:30	0:01	SMRR	0.028	1.095	Oversupply
8/6/2018 13:30	0:01	SMRR	0.028	0.011	Oversupply
8/6/2018 13:31	0:01	SMRR	0.028	0.801	Oversupply
8/6/2018 13:32	0:01	SMRR	0.028	1.799	Oversupply
8/6/2018 13:33	0:01	SMRR	0.028	1.429	Oversupply
8/6/2018 13:34	0:01	SMRR	0.028	1.222	Oversupply
8/6/2018 13:34	0:01	SMRR	0.028	0.225	Oversupply
8/6/2018 13:35	0:10	BS250	Data is not available	Data is not available	Oversupply
8/6/2018 13:35	0:01	SMRR	0.029	0.025	Oversupply
8/6/2018 13:36	0:01	SMRR	0.028	0.169	Oversupply
8/6/2018 13:37	0:08	SMRR	0.283	0.013	Oversupply
8/6/2018 13:38	0:07	KWP/II	0.226	19.100	Oversupply
8/6/2018 13:44	0:01	SMRR	0.018	0.014	Oversupply
8/6/2018 13:45	0:01	SMRR	0.010	0.369	Oversupply
8/6/2018 13:46	0:01	BS250	Data is not available	Data is not available	Oversupply
8/6/2018 13:46	0:01	KWP/II	0.006	19.160	Oversupply
8/6/2018 13:46	0:01	SMRR	0.010	-0.001	Oversupply
8/6/2018 13:47	0:01	SMRR	0.010	0.790	Oversupply
8/6/2018 13:47	0:01	SMRR	0.009	1.090	Oversupply
8/6/2018 13:48	0:01	SMRR	0.010	1.097	Oversupply
8/6/2018 13:49	0:01	SMRR	0.010	1.182	Oversupply
8/6/2018 13:50	0:01	SMRR	0.009	2.831	Oversupply
8/6/2018 13:51	0:01	SMRR	0.010	2.279	Oversupply
8/6/2018 13:52	0:01	SMRR	0.010	2.171	Oversupply
8/6/2018 14:03	0:01	SMRR	0.010	2.877	Oversupply
8/6/2018 14:04	0:01	SMRR	0.010	2.058	Oversupply
8/6/2018 14:05	0:01	SMRR	0.010	1.888	Oversupply
8/6/2018 14:06	0:01	SMRR	0.010	2.182	Oversupply
8/6/2018 14:06	0:01	SMRR	0.010	2.390	Oversupply
8/6/2018 14:07	0:01	SMRR	0.010	1.750	Oversupply
8/6/2018 14:08	0:01	SMRR	0.010	1.762	Oversupply
8/6/2018 14:09	0:01	SMRR	0.010	1.458	Oversupply
8/6/2018 14:10	0:01	SMRR	0.010	1.603	Oversupply
8/6/2018 14:10	0:01	SMRR	0.010	1.253	Oversupply
8/6/2018 14:11	0:01	SMRR	0.010	2.053	Oversupply
8/6/2018 14:16	0:01	SMRR	0.002	2.463	Oversupply
8/6/2018 14:17	0:01	SMRR	0.002	2.218	Oversupply
8/6/2018 14:27	0:01	SMRR	0.002	2.873	Oversupply
8/6/2018 14:28	0:01	SMRR	0.002	2.888	Oversupply
8/6/2018 14:29	0:01	SMRR	0.002	1.877	Oversupply
8/6/2018 14:29	0:01	SMRR	0.013	1.710	Oversupply
8/6/2018 22:22	0:09	KWP/II	0.127	20.708	Oversupply
8/6/2018 23:10	0:01	KWP/II	0.005	20.706	Oversupply
8/7/2018 0:12	0:05	KWP/II	0.033	20.708	Oversupply
8/7/2018 0:27	4:29	KWP/II	30.142	20.708	Oversupply
8/7/2018 2:45	0:02	AWE	0.039	11.400	Oversupply
8/7/2018 3:08	0:03	AWE	0.046	16.300	Oversupply
8/7/2018 7:13	0:21	SMRR	0.205	0.370	Oversupply
8/7/2018 7:14	0:04	BS250	Data is not available	Data is not available	Oversupply
8/7/2018 7:16	0:20	KWP/II	1.524	20.708	Oversupply
8/7/2018 7:21	0:02	AWE	0.079	16.400	Oversupply
8/7/2018 7:22	0:13	BS250	Data is not available	Data is not available	Oversupply
8/7/2018 7:35	0:01	SMRR	0.009	-0.002	Oversupply
8/7/2018 7:37	0:08	SMRR	0.093	-0.002	Oversupply
8/7/2018 7:38	0:07	BS250	Data is not available	Data is not available	Oversupply



Maui Curtailment Report

Start Date and Time	Duration	IPP Curtailed	Estimated Curtailed MWH	Peak MW Curtailed	Reasons for Curtailment
8/7/2018 7:39	0:07	KWPPII	0.056	20.708	Oversupply
8/7/2018 7:44	0:01	SMRR	0.002	-0.003	Oversupply
8/7/2018 7:45	0:01	SMRR	0.004	0.112	Oversupply
8/7/2018 7:51	0:01	SMRR	0.004	0.862	Oversupply
8/7/2018 7:52	0:01	SMRR	0.004	0.134	Oversupply
8/7/2018 7:53	0:01	SMRR	0.004	0.146	Oversupply
8/7/2018 7:54	0:01	SMRR	0.004	0.485	Oversupply
8/7/2018 8:14	0:01	SMRR	0.007	0.449	Oversupply
8/7/2018 8:15	0:01	SMRR	0.014	0.838	Oversupply
8/7/2018 8:16	0:01	SMRR	0.014	0.863	Oversupply
8/7/2018 8:17	0:01	BS250	Data is not available	Data is not available	Oversupply
8/7/2018 8:17	0:01	SMRR	0.013	0.613	Oversupply
8/7/2018 8:19	0:01	SMRR	0.014	0.929	Oversupply
8/7/2018 8:20	0:04	BS250	Data is not available	Data is not available	Oversupply
8/7/2018 8:20	0:04	SMRR	0.068	0.004	Oversupply
8/7/2018 8:21	0:04	KWPPII	0.023	20.706	Oversupply
8/7/2018 8:23	0:01	SMRR	0.014	-0.002	Oversupply
8/7/2018 8:24	0:01	SMRR	0.014	-0.002	Oversupply
8/7/2018 8:25	0:09	BS250	Data is not available	Data is not available	Oversupply
8/7/2018 8:25	0:07	SMRR	0.134	-0.002	Oversupply
8/7/2018 8:27	0:07	KWPPII	0.083	20.705	Oversupply
8/7/2018 8:32	0:01	SMRR	0.018	-0.002	Oversupply
8/7/2018 8:33	0:01	SMRR	0.018	0.107	Oversupply
8/7/2018 8:33	0:01	SMRR	0.018	0.147	Oversupply
8/7/2018 8:34	0:01	SMRR	0.018	0.493	Oversupply
8/7/2018 8:35	5:15	SMRR	13.234	0.854	Oversupply
8/7/2018 8:36	5:14	BS250	Data is not available	Data is not available	Oversupply
8/7/2018 8:36	5:14	KWPPII	44.078	20.708	Oversupply
8/7/2018 13:49	0:01	SMRR	0.030	0.166	Oversupply
8/7/2018 13:50	0:01	SMRR	0.030	0.385	Oversupply
8/7/2018 13:52	0:01	SMRR	0.030	1.598	Oversupply
8/7/2018 13:52	0:01	SMRR	0.030	2.084	Oversupply
8/7/2018 13:53	0:01	SMRR	0.030	2.198	Oversupply
8/7/2018 13:54	0:01	SMRR	0.030	1.731	Oversupply
8/7/2018 13:55	0:01	BS250	Data is not available	Data is not available	Oversupply
8/7/2018 13:55	0:11	KWPPII	0.196	20.628	Oversupply
8/7/2018 13:55	0:01	SMRR	0.030	0.824	Oversupply
8/7/2018 13:56	0:01	SMRR	0.030	0.076	Oversupply
8/7/2018 13:56	0:08	SMRR	0.292	0.007	Oversupply
8/7/2018 13:57	0:08	BS250	Data is not available	Data is not available	Oversupply
8/7/2018 14:05	0:01	SMRR	0.024	0.177	Oversupply
8/7/2018 18:43	0:01	AWE	0.003	0.200	Oversupply
8/7/2018 19:00	0:28	KWPPII	1.812	20.708	Oversupply
8/8/2018 1:29	0:17	KWPPII	0.253	20.708	Oversupply
8/8/2018 1:47	0:10	KWPPII	0.172	20.706	Oversupply
8/8/2018 2:03	1:12	KWPPII	3.268	20.705	Oversupply
8/8/2018 4:06	1:06	KWPPII	6.993	20.707	Oversupply
8/8/2018 9:11	0:01	SMRR	-0.001	1.769	Oversupply
8/8/2018 9:19	0:21	KWPPII	1.205	16.217	Oversupply
8/8/2018 9:49	0:09	AWE	0.510	15.200	Oversupply
8/8/2018 9:55	0:01	SMRR	0.006	1.932	Oversupply
8/8/2018 9:55	0:08	SMRR	0.068	1.113	Oversupply
8/8/2018 9:56	0:07	BS250	Data is not available	Data is not available	Oversupply
8/8/2018 9:58	0:06	KWPPII	0.135	16.217	Oversupply
8/8/2018 10:03	0:01	SMRR	0.008	0.361	Oversupply
8/8/2018 10:27	0:01	SMRR	0.002	2.294	Oversupply
8/8/2018 10:27	0:01	SMRR	0.002	2.274	Oversupply
8/8/2018 10:28	0:01	SMRR	0.002	1.606	Oversupply
8/8/2018 10:29	0:02	BS250	Data is not available	Data is not available	Oversupply
8/8/2018 10:29	0:02	SMRR	0.017	0.282	Oversupply
8/8/2018 10:31	0:01	SMRR	0.012	0.242	Oversupply
8/8/2018 10:50	0:01	SMRR	0.011	2.416	Oversupply
8/8/2018 10:52	0:01	SMRR	0.011	2.138	Oversupply
8/8/2018 10:53	0:11	BS250	Data is not available	Data is not available	Oversupply
8/8/2018 10:53	0:11	SMRR	0.258	1.559	Oversupply
8/8/2018 10:56	0:08	KWPPII	0.275	16.217	Oversupply
8/8/2018 11:03	0:01	SMRR	0.032	0.408	Oversupply
8/8/2018 11:04	0:01	SMRR	0.032	0.762	Oversupply
8/8/2018 11:05	0:08	BS250	Data is not available	Data is not available	Oversupply
8/8/2018 11:05	0:03	SMRR	0.129	0.128	Oversupply
8/8/2018 11:08	0:07	KWPPII	0.082	16.217	Oversupply
8/8/2018 11:08	0:01	SMRR	0.032	0.015	Oversupply
8/8/2018 11:09	0:01	SMRR	0.032	0.002	Oversupply
8/8/2018 11:10	0:01	SMRR	0.032	0.033	Oversupply
8/8/2018 11:10	0:04	SMRR	0.161	0.006	Oversupply
8/8/2018 11:14	0:01	BS250	Data is not available	Data is not available	Oversupply
8/8/2018 11:14	0:01	SMRR	0.019	0.135	Oversupply
8/8/2018 11:15	0:01	SMRR	0.005	0.712	Oversupply
8/8/2018 11:16	0:01	SMRR	0.005	1.227	Oversupply
8/8/2018 11:17	0:01	SMRR	0.005	2.881	Oversupply
8/8/2018 11:18	0:01	SMRR	0.005	2.717	Oversupply
8/8/2018 11:19	0:01	SMRR	0.005	2.056	Oversupply
8/8/2018 11:21	0:01	SMRR	0.005	2.704	Oversupply
8/8/2018 11:22	0:01	SMRR	0.005	2.179	Oversupply



Maui Curtailment Report

Start Date and Time	Duration	IPP Curtailed	Estimated Curtailed MWH	Peak MW Curtailed	Reasons for Curtailment
8/8/2018 11:28	0:01	SMRR	0.005	2.875	Oversupply
8/8/2018 11:29	0:01	SMRR	0.005	2.461	Oversupply
8/8/2018 11:32	0:01	SMRR	0.006	2.456	Oversupply
8/8/2018 11:32	0:01	SMRR	0.006	2.285	Oversupply
8/8/2018 11:35	0:01	SMRR	0.006	2.799	Oversupply
8/8/2018 11:35	0:01	SMRR	0.006	1.995	Oversupply
8/8/2018 11:36	0:01	SMRR	0.006	1.604	Oversupply
8/8/2018 11:37	0:01	SMRR	0.006	2.038	Oversupply
8/8/2018 11:51	0:01	SMRR	0.015	2.875	Oversupply
8/8/2018 11:52	0:01	SMRR	0.016	1.612	Oversupply
8/8/2018 11:53	0:08	SMRR	0.175	0.600	Oversupply
8/8/2018 11:54	0:07	BS250	Data is not available	Data is not available	Oversupply
8/8/2018 11:55	0:06	KWPPII	0.063	16.217	Oversupply
8/8/2018 12:01	0:01	SMRR	0.028	0.224	Oversupply
8/8/2018 12:01	0:01	SMRR	0.028	1.076	Oversupply
8/8/2018 12:02	0:01	SMRR	0.028	0.762	Oversupply
8/8/2018 12:03	0:01	SMRR	0.028	1.233	Oversupply
8/8/2018 12:04	0:02	BS250	Data is not available	Data is not available	Oversupply
8/8/2018 12:04	0:02	SMRR	0.085	0.385	Oversupply
8/8/2018 12:07	0:01	SMRR	0.028	1.419	Oversupply
8/8/2018 12:07	0:01	SMRR	0.028	1.611	Oversupply
8/8/2018 12:08	0:01	SMRR	0.028	1.077	Oversupply
8/8/2018 12:09	0:01	BS250	Data is not available	Data is not available	Oversupply
8/8/2018 12:09	0:01	SMRR	0.028	0.012	Oversupply
8/8/2018 12:10	0:01	SMRR	0.028	0.495	Oversupply
8/8/2018 12:11	0:01	SMRR	0.028	0.824	Oversupply
8/8/2018 12:11	0:01	SMRR	0.028	0.177	Oversupply
8/8/2018 12:12	0:01	SMRR	0.028	0.032	Oversupply
8/8/2018 12:13	0:01	BS250	Data is not available	Data is not available	Oversupply
8/8/2018 12:13	0:02	SMRR	0.056	0.020	Oversupply
8/8/2018 12:14	0:01	SMRR	0.029	0.039	Oversupply
8/8/2018 12:15	0:01	KWPPII	0.003	16.203	Oversupply
8/8/2018 12:15	0:01	SMRR	0.030	0.577	Oversupply
8/8/2018 12:16	0:01	BS250	Data is not available	Data is not available	Oversupply
8/8/2018 12:16	0:01	SMRR	0.030	0.054	Oversupply
8/8/2018 12:17	0:01	SMRR	0.030	0.075	Oversupply
8/8/2018 12:17	0:01	SMRR	0.030	0.637	Oversupply
8/8/2018 12:18	0:01	SMRR	0.030	1.374	Oversupply
8/8/2018 12:20	0:01	SMRR	0.030	2.001	Oversupply
8/8/2018 12:20	0:01	SMRR	0.030	1.337	Oversupply
8/8/2018 12:21	0:01	BS250	Data is not available	Data is not available	Oversupply
8/8/2018 12:21	0:01	SMRR	0.030	0.617	Oversupply
8/8/2018 12:22	0:05	SMRR	0.183	0.323	Oversupply
8/8/2018 12:23	0:01	BS250	Data is not available	Data is not available	Oversupply
8/8/2018 12:26	0:01	BS250	Data is not available	Data is not available	Oversupply
8/8/2018 12:27	0:01	SMRR	0.030	0.488	Oversupply
8/8/2018 12:27	0:02	SMRR	0.061	0.011	Oversupply
8/8/2018 12:29	0:01	BS250	Data is not available	Data is not available	Oversupply
8/8/2018 12:29	0:01	KWPPII	0.001	16.217	Oversupply
8/8/2018 12:29	0:01	SMRR	0.032	0.022	Oversupply
8/8/2018 12:30	0:01	SMRR	0.037	0.030	Oversupply
8/8/2018 12:30	1:00	SMRR	2.513	0.011	Oversupply
8/8/2018 12:31	0:59	BS250	Data is not available	Data is not available	Oversupply
8/8/2018 12:33	0:30	KWPPII	1.140	16.217	Oversupply
8/8/2018 13:04	0:27	KWPPII	1.102	16.217	Oversupply
8/8/2018 13:31	0:01	SMRR	0.007	1.369	Oversupply
8/8/2018 13:32	0:01	SMRR	0.007	1.923	Oversupply
8/8/2018 13:33	0:01	SMRR	0.007	1.954	Oversupply
8/8/2018 13:34	0:01	SMRR	0.007	2.344	Oversupply
8/8/2018 13:35	0:01	SMRR	0.007	2.222	Oversupply
8/8/2018 13:42	0:01	SMRR	0.007	2.622	Oversupply
8/8/2018 13:43	0:01	SMRR	0.007	2.650	Oversupply
8/8/2018 13:48	0:01	SMRR	0.010	2.627	Oversupply
8/8/2018 13:49	0:01	SMRR	0.009	2.015	Oversupply
8/8/2018 13:50	0:01	SMRR	0.010	1.441	Oversupply
8/8/2018 13:51	0:01	SMRR	0.010	1.450	Oversupply
8/8/2018 13:51	0:01	SMRR	0.010	2.158	Oversupply
8/8/2018 13:52	0:01	SMRR	0.009	1.635	Oversupply
8/8/2018 13:54	0:01	SMRR	0.010	2.682	Oversupply
8/8/2018 13:55	0:01	SMRR	0.010	1.878	Oversupply
8/8/2018 13:55	0:01	SMRR	0.010	0.799	Oversupply
8/8/2018 13:56	0:03	SMRR	0.038	0.235	Oversupply
8/8/2018 13:57	0:03	BS250	Data is not available	Data is not available	Oversupply
8/8/2018 13:59	0:02	KWPPII	0.007	16.217	Oversupply
8/8/2018 13:59	0:01	SMRR	0.008	0.062	Oversupply
8/8/2018 14:00	0:01	SMRR	0.004	0.280	Oversupply
8/8/2018 14:01	0:01	SMRR	0.004	0.560	Oversupply
8/8/2018 14:04	0:01	SMRR	0.004	1.614	Oversupply
8/8/2018 22:03	0:02	KWPPII	0.039	16.217	Oversupply
8/8/2018 22:08	0:41	KWPPII	4.263	16.217	Oversupply
8/8/2018 22:50	0:01	KWPPII	0.005	16.217	Oversupply
8/8/2018 23:00	0:09	KWPPII	0.122	16.217	Oversupply
8/8/2018 23:10	0:01	KWPPII	0.005	16.217	Oversupply
8/8/2018 23:31	0:02	KWPPII	0.003	16.217	Oversupply



Maui Curtailment Report

Start Date and Time	Duration	IPP Curtailed	Estimated Curtailed MWH	Peak MW Curtailed	Reasons for Curtailment
8/8/2018 23:34	3:30	KWPPII	29.086	16.217	Oversupply
8/9/2018 1:45	0:01	AWE	0.005	20.600	Oversupply
8/9/2018 1:48	0:03	AWE	0.050	20.800	Oversupply
8/9/2018 1:52	0:02	AWE	0.017	20.800	Oversupply
8/9/2018 1:55	0:02	AWE	0.010	20.700	Oversupply
8/9/2018 2:02	0:01	AWE	0.001	20.700	Oversupply
8/9/2018 2:08	0:01	AWE	0.003	20.800	Oversupply
8/10/2018 5:29	0:01	KWPPII	0.004	0.237	Oversupply
8/10/2018 8:25	0:01	SMRR	0.000	1.030	Oversupply
8/10/2018 8:54	0:01	SMRR	0.002	1.492	Oversupply
8/10/2018 8:56	0:03	BS250	Data is not available	Data is not available	Oversupply
8/10/2018 8:56	0:02	SMRR	0.006	0.203	Oversupply
8/10/2018 8:57	0:02	KWPPII	0.029	13.525	Oversupply
8/10/2018 8:58	0:01	SMRR	0.002	0.201	Oversupply
8/10/2018 8:59	0:01	SMRR	0.002	0.462	Oversupply
8/10/2018 9:00	0:01	SMRR	0.007	0.341	Oversupply
8/10/2018 9:01	0:01	SMRR	0.007	0.430	Oversupply
8/10/2018 9:09	0:01	SMRR	0.007	1.199	Oversupply
8/10/2018 9:10	0:01	SMRR	0.007	1.477	Oversupply
8/10/2018 9:11	0:01	SMRR	0.007	0.262	Oversupply
8/10/2018 9:12	0:01	KWPPII	0.003	13.541	Oversupply
8/10/2018 9:12	0:01	SMRR	0.007	0.529	Oversupply
8/10/2018 9:13	0:01	SMRR	0.007	0.542	Oversupply
8/10/2018 9:14	0:02	BS250	Data is not available	Data is not available	Oversupply
8/10/2018 9:14	0:03	KWPPII	0.042	14.404	Oversupply
8/10/2018 9:14	0:02	SMRR	0.036	0.012	Oversupply
8/10/2018 9:19	0:05	BS250	Data is not available	Data is not available	Oversupply
8/10/2018 9:19	0:05	SMRR	0.125	1.333	Oversupply
8/10/2018 9:20	0:05	KWPPII	0.290	14.801	Oversupply
8/10/2018 9:25	0:02	BS250	Data is not available	Data is not available	Oversupply
8/10/2018 9:25	0:02	SMRR	0.036	0.956	Oversupply
8/10/2018 9:26	0:02	KWPPII	0.102	15.156	Oversupply
8/10/2018 9:36	0:02	BS250	Data is not available	Data is not available	Oversupply
8/10/2018 9:36	0:02	SMRR	0.040	1.767	Oversupply
8/10/2018 9:38	0:31	KWPPII	2.022	16.115	Oversupply
8/10/2018 9:39	0:29	BS250	Data is not available	Data is not available	Oversupply
8/10/2018 9:39	0:29	SMRR	0.894	0.329	Oversupply
8/10/2018 10:08	0:01	SMRR	0.027	0.089	Oversupply
8/10/2018 10:09	0:01	SMRR	0.028	0.206	Oversupply
8/10/2018 10:09	0:01	SMRR	0.028	0.951	Oversupply
8/10/2018 10:10	0:03	SMRR	0.111	0.843	Oversupply
8/10/2018 10:11	0:03	BS250	Data is not available	Data is not available	Oversupply
8/10/2018 10:11	0:01	KWPPII	0.003	16.117	Oversupply
8/10/2018 10:13	0:02	KWPPII	0.014	16.104	Oversupply
8/10/2018 10:13	0:01	SMRR	0.028	0.129	Oversupply
8/10/2018 10:14	0:01	SMRR	0.022	0.161	Oversupply
8/10/2018 10:15	0:01	SMRR	0.011	0.796	Oversupply
8/10/2018 10:15	0:01	SMRR	0.011	1.159	Oversupply
8/10/2018 10:16	0:01	BS250	Data is not available	Data is not available	Oversupply
8/10/2018 10:16	0:01	SMRR	0.011	0.271	Oversupply
8/10/2018 10:17	0:01	KWPPII	0.000	15.950	Oversupply
8/10/2018 10:17	0:01	SMRR	0.011	0.991	Oversupply
8/10/2018 10:18	0:01	SMRR	0.011	1.228	Oversupply
8/10/2018 10:19	0:01	SMRR	0.011	1.850	Oversupply
8/10/2018 10:36	0:01	SMRR	0.004	2.498	Oversupply
8/10/2018 10:37	0:01	SMRR	0.004	1.685	Oversupply
8/10/2018 10:40	0:01	SMRR	0.004	2.836	Oversupply
8/10/2018 10:41	0:01	SMRR	0.004	2.550	Oversupply
8/10/2018 10:41	0:01	SMRR	0.004	2.095	Oversupply
8/10/2018 10:49	0:01	SMRR	0.009	1.967	Oversupply
8/10/2018 10:50	0:01	BS250	Data is not available	Data is not available	Oversupply
8/10/2018 10:50	0:01	SMRR	0.009	1.313	Oversupply
8/10/2018 10:51	0:01	SMRR	0.009	0.866	Oversupply
8/10/2018 10:51	0:01	SMRR	0.009	0.550	Oversupply
8/10/2018 10:52	0:02	BS250	Data is not available	Data is not available	Oversupply
8/10/2018 10:52	0:01	SMRR	0.009	0.022	Oversupply
8/10/2018 10:53	0:01	SMRR	0.009	0.011	Oversupply
8/10/2018 10:54	0:01	SMRR	0.009	1.023	Oversupply
8/10/2018 10:55	0:01	SMRR	0.009	0.981	Oversupply
8/10/2018 10:56	0:01	SMRR	0.009	0.796	Oversupply
8/10/2018 10:57	0:01	BS250	Data is not available	Data is not available	Oversupply
8/10/2018 10:57	0:01	SMRR	0.009	0.380	Oversupply
8/10/2018 10:57	0:01	SMRR	0.009	0.349	Oversupply
8/10/2018 10:58	0:01	SMRR	0.009	0.033	Oversupply
8/10/2018 12:25	1:37	SMRR	3.791	0.000	Oversupply
8/10/2018 12:48	0:55	BS250	Data is not available	Data is not available	Oversupply
8/10/2018 12:48	0:56	KWPPII	4.891	17.686	Oversupply
8/10/2018 13:47	0:15	BS250	Data is not available	Data is not available	Oversupply
8/10/2018 13:47	0:15	KWPPII	0.763	18.325	Oversupply
8/10/2018 14:03	0:22	BS250	Data is not available	Data is not available	Oversupply
8/10/2018 14:03	0:22	SMRR	0.535	0.569	Oversupply
8/10/2018 14:04	0:22	KWPPII	0.892	18.718	Oversupply
8/10/2018 14:28	0:01	SMRR	0.017	1.273	Oversupply
8/10/2018 14:29	0:01	SMRR	0.005	0.948	Oversupply



Maui Curtailment Report

Start Date and Time	Duration	IPP Curtailed	Estimated Curtailed MWH	Peak MW Curtailed	Reasons for Curtailment
8/10/2018 14:30	0:01	SMRR	0.001	1.336	Oversupply
8/10/2018 22:51	0:01	KWPPII	0.002	19.115	Oversupply
8/10/2018 22:54	0:05	KWPPII	0.098	19.120	Oversupply
8/11/2018 9:06	0:05	BS250	Data is not available	Data is not available	Oversupply
8/11/2018 9:06	0:05	SMRR	0.038	0.522	Oversupply
8/11/2018 9:07	0:04	KWPPII	0.139	12.170	Oversupply
8/11/2018 9:11	0:06	SMRR	0.039	0.210	Oversupply
8/11/2018 9:12	0:06	BS250	Data is not available	Data is not available	Oversupply
8/11/2018 9:12	0:07	KWPPII	0.231	13.773	Oversupply
8/11/2018 9:17	0:01	SMRR	0.004	-0.001	Oversupply
8/11/2018 9:18	0:01	SMRR	0.004	0.182	Oversupply
8/11/2018 9:37	0:01	SMRR	0.009	1.492	Oversupply
8/11/2018 9:38	0:01	SMRR	0.009	0.595	Oversupply
8/11/2018 9:39	0:01	SMRR	0.009	0.026	Oversupply
8/11/2018 9:39	0:01	SMRR	0.009	0.861	Oversupply
8/11/2018 9:40	0:02	BS250	Data is not available	Data is not available	Oversupply
8/11/2018 9:40	0:02	SMRR	0.018	0.031	Oversupply
8/11/2018 9:41	0:01	KWPPII	0.007	8.946	Oversupply
8/11/2018 9:42	0:01	SMRR	0.009	0.309	Oversupply
8/11/2018 9:48	0:26	BS250	Data is not available	Data is not available	Oversupply
8/11/2018 9:48	0:25	SMRR	0.708	0.689	Oversupply
8/11/2018 9:49	0:25	KWPPII	1.196	13.090	Oversupply
8/11/2018 10:13	0:01	SMRR	0.021	0.072	Oversupply
8/11/2018 10:14	0:01	SMRR	0.022	0.472	Oversupply
8/11/2018 10:14	0:02	SMRR	0.033	0.034	Oversupply
8/11/2018 10:15	0:03	BS250	Data is not available	Data is not available	Oversupply
8/11/2018 10:15	0:03	KWPPII	0.041	14.279	Oversupply
8/11/2018 10:17	0:01	SMRR	0.010	0.047	Oversupply
8/11/2018 10:18	0:01	SMRR	0.010	1.246	Oversupply
8/11/2018 11:13	0:01	SMRR	0.000	2.891	Oversupply
8/11/2018 11:14	0:01	SMRR	0.000	2.483	Oversupply
8/11/2018 11:15	0:01	SMRR	0.001	2.208	Oversupply
8/11/2018 18:48	20:11	SMRR	16.862	0.025	Oversupply
8/12/2018 8:58	0:02	BS250	Data is not available	Data is not available	Oversupply
8/12/2018 9:01	0:01	BS250	Data is not available	Data is not available	Oversupply
8/12/2018 9:05	0:01	KWPPII	0.001	2.578	Oversupply
8/12/2018 9:06	0:02	BS250	Data is not available	Data is not available	Oversupply
8/12/2018 9:07	0:01	KWPPII	0.004	1.881	Oversupply
8/13/2018 7:06	0:01	KWPPII	0.003	9.886	Oversupply
8/13/2018 7:11	0:02	BS250	Data is not available	Data is not available	Oversupply
8/13/2018 7:11	0:02	KWPPII	0.033	14.306	Oversupply
8/13/2018 7:12	0:01	SMRR	0.001	0.008	Oversupply
8/13/2018 7:32	0:09	BS250	Data is not available	Data is not available	Oversupply
8/13/2018 7:32	0:06	KWPPII	0.157	16.277	Oversupply
8/13/2018 7:37	0:05	SMRR	0.023	0.004	Oversupply
8/13/2018 7:39	0:01	KWPPII	0.007	16.606	Oversupply
8/13/2018 8:09	0:01	BS250	Data is not available	Data is not available	Oversupply
8/13/2018 8:10	0:01	SMRR	0.001	0.311	Oversupply
8/13/2018 8:11	0:04	SMRR	0.004	0.226	Oversupply
8/13/2018 8:13	0:01	BS250	Data is not available	Data is not available	Oversupply
8/13/2018 8:13	0:01	KWPPII	0.002	15.230	Oversupply
8/13/2018 8:22	0:08	BS250	Data is not available	Data is not available	Oversupply
8/13/2018 8:24	0:07	KWPPII	0.198	17.021	Oversupply
8/13/2018 8:28	0:02	SMRR	0.011	1.440	Oversupply
8/13/2018 8:30	0:03	SMRR	0.043	0.417	Oversupply
8/13/2018 8:31	0:06	BS250	Data is not available	Data is not available	Oversupply
8/13/2018 8:32	0:06	KWPPII	0.164	16.459	Oversupply
8/13/2018 8:33	0:02	SMRR	0.032	0.004	Oversupply
8/13/2018 8:35	0:02	SMRR	0.021	0.075	Oversupply
8/13/2018 8:37	0:03	SMRR	0.043	0.001	Oversupply
8/13/2018 8:49	0:01	BS250	Data is not available	Data is not available	Oversupply
8/13/2018 8:49	0:03	KWPPII	0.015	15.583	Oversupply
8/13/2018 8:54	0:01	BS250	Data is not available	Data is not available	Oversupply
8/13/2018 8:55	0:01	KWPPII	0.001	13.390	Oversupply
8/13/2018 9:16	0:01	BS250	Data is not available	Data is not available	Oversupply
8/13/2018 9:16	0:01	KWPPII	0.003	14.241	Oversupply
8/13/2018 9:32	0:01	BS250	Data is not available	Data is not available	Oversupply
8/13/2018 9:33	0:01	KWPPII	0.006	13.691	Oversupply
8/13/2018 9:37	0:02	BS250	Data is not available	Data is not available	Oversupply
8/13/2018 9:38	0:02	KWPPII	0.009	14.536	Oversupply
8/13/2018 9:38	0:01	SMRR	0.003	1.449	Oversupply
8/13/2018 9:39	0:02	SMRR	0.007	0.349	Oversupply
8/13/2018 9:40	0:01	SMRR	0.003	0.517	Oversupply
8/13/2018 10:00	0:01	SMRR	0.001	1.847	Oversupply
8/13/2018 10:05	0:02	KWPPII	0.026	15.788	Oversupply
8/13/2018 10:06	0:01	BS250	Data is not available	Data is not available	Oversupply
8/13/2018 10:06	0:01	SMRR	0.001	1.584	Oversupply
8/13/2018 10:07	0:01	SMRR	0.001	0.786	Oversupply
8/13/2018 10:09	0:01	SMRR	0.001	2.330	Oversupply
8/13/2018 10:10	0:01	SMRR	0.001	1.829	Oversupply
8/13/2018 10:11	0:01	SMRR	0.001	1.757	Oversupply
8/13/2018 10:17	0:11	BS250	Data is not available	Data is not available	Oversupply
8/13/2018 10:17	0:11	KWPPII	0.294	13.844	Oversupply
8/13/2018 10:25	0:03	SMRR	0.021	2.514	Oversupply



Maui Curtailment Report

Start Date and Time	Duration	IPP Curtailed	Estimated Curtailed MWH	Peak MW Curtailed	Reasons for Curtailment
8/13/2018 10:28	0:04	SMRR	0.056	0.543	Oversupply
8/13/2018 10:31	0:01	KWP/II	0.002	11.572	Oversupply
8/13/2018 10:32	0:03	SMRR	0.066	1.210	Oversupply
8/13/2018 10:33	0:03	BS250	Data is not available	Data is not available	Oversupply
8/13/2018 10:34	0:02	KWP/II	0.050	12.700	Oversupply
8/13/2018 10:35	0:02	SMRR	0.033	0.706	Oversupply
8/13/2018 10:36	0:02	SMRR	0.050	0.920	Oversupply
8/13/2018 10:38	2:21	SMRR	1.380	1.377	Oversupply
8/13/2018 10:40	0:01	BS250	Data is not available	Data is not available	Oversupply
8/13/2018 10:44	0:02	BS250	Data is not available	Data is not available	Oversupply
8/13/2018 10:44	0:02	KWP/II	0.009	12.397	Oversupply
8/13/2018 10:51	0:11	BS250	Data is not available	Data is not available	Oversupply
8/13/2018 10:51	0:09	KWP/II	0.300	14.267	Oversupply
8/13/2018 11:01	0:01	KWP/II	0.015	10.446	Oversupply
8/13/2018 12:30	0:04	BS250	Data is not available	Data is not available	Oversupply
8/13/2018 12:32	0:02	KWP/II	0.044	14.823	Oversupply
8/13/2018 12:37	0:04	BS250	Data is not available	Data is not available	Oversupply
8/13/2018 12:38	0:03	KWP/II	0.046	13.116	Oversupply
8/13/2018 13:01	0:03	KWP/II	0.144	6.702	System constraint
8/13/2018 23:52	0:01	KWP/II	0.007	14.089	Oversupply
8/13/2018 23:56	0:14	KWP/II	0.145	14.365	Oversupply
8/14/2018 0:12	0:01	KWP/II	0.001	14.514	Oversupply
8/14/2018 0:16	0:03	KWP/II	0.032	14.484	Oversupply
8/14/2018 13:37	0:01	KWP/II	0.016	4.771	Oversupply
8/15/2018 11:18	0:05	AWE	0.029	14.200	Oversupply
8/15/2018 11:48	0:04	BS250	Data is not available	Data is not available	Oversupply
8/15/2018 11:48	0:04	SMRR	0.077	2.373	Oversupply
8/15/2018 11:49	0:04	KWP/II	0.114	13.425	Oversupply
8/15/2018 11:52	0:01	SMRR	0.015	0.033	Oversupply
8/16/2018 12:08	0:01	SMRR	0.000	2.838	Oversupply
8/16/2018 12:09	0:01	SMRR	0.000	2.326	Oversupply
8/16/2018 13:08	0:01	SMRR	0.001	2.837	Oversupply
8/16/2018 13:22	0:01	BS250	Data is not available	Data is not available	Oversupply
8/16/2018 13:22	0:01	SMRR	0.001	2.393	Oversupply
8/16/2018 13:23	0:01	KWP/II	0.014	19.383	Oversupply
8/16/2018 13:31	0:03	BS250	Data is not available	Data is not available	Oversupply
8/16/2018 13:31	0:02	SMRR	0.035	2.240	Oversupply
8/16/2018 13:33	0:01	KWP/II	0.022	17.692	Oversupply
8/16/2018 13:34	0:01	SMRR	0.012	0.584	Oversupply
8/16/2018 13:34	0:01	SMRR	0.012	1.835	Oversupply
8/16/2018 13:37	0:01	SMRR	0.012	1.976	Oversupply
8/16/2018 13:38	0:01	SMRR	0.012	1.038	Oversupply
8/16/2018 13:39	0:01	SMRR	0.012	0.772	Oversupply
8/16/2018 13:40	0:01	SMRR	0.012	1.130	Oversupply
8/16/2018 13:57	0:01	SMRR	0.004	2.494	Oversupply
8/16/2018 13:57	0:01	SMRR	0.004	1.689	Oversupply
8/16/2018 13:58	0:01	SMRR	0.004	1.272	Oversupply
8/16/2018 14:27	0:01	SMRR	0.001	2.870	Oversupply
8/16/2018 14:28	0:01	SMRR	0.001	2.256	Oversupply
8/16/2018 14:29	0:01	SMRR	0.001	1.584	Oversupply
8/16/2018 14:29	0:01	SMRR	0.000	1.542	Oversupply
8/16/2018 14:30	0:01	SMRR	0.003	0.885	Oversupply
8/16/2018 14:31	0:01	SMRR	0.003	1.244	Oversupply
8/16/2018 14:36	0:01	SMRR	0.003	2.348	Oversupply
8/16/2018 14:37	0:01	SMRR	0.003	1.045	Oversupply
8/17/2018 13:51	0:01	SMRR	0.010	2.604	Oversupply
8/17/2018 13:53	0:01	SMRR	0.010	2.489	Oversupply
8/17/2018 13:54	0:01	SMRR	0.010	2.630	Oversupply
8/17/2018 13:54	0:01	SMRR	0.010	1.796	Oversupply
8/17/2018 13:55	0:01	SMRR	0.010	0.603	Oversupply
8/17/2018 13:56	0:02	BS250	Data is not available	Data is not available	Oversupply
8/17/2018 13:56	0:01	SMRR	0.010	0.026	Oversupply
8/17/2018 13:57	0:02	SMRR	0.020	0.351	Oversupply
8/17/2018 13:58	0:05	KWP/II	0.072	19.727	Oversupply
8/17/2018 13:58	0:04	SMRR	0.069	0.106	Oversupply
8/17/2018 13:59	0:03	BS250	Data is not available	Data is not available	Oversupply
8/17/2018 14:02	0:01	SMRR	0.015	0.200	Oversupply
8/17/2018 14:03	0:01	SMRR	0.014	0.622	Oversupply
8/17/2018 14:04	0:01	SMRR	0.015	1.028	Oversupply
8/17/2018 14:26	0:01	AWE	0.008	0.500	Oversupply
8/17/2018 16:59	0:01	SMRR	0.000	1.460	Oversupply
8/17/2018 22:40	0:01	KWP/II	0.004	18.372	Oversupply
8/17/2018 22:44	0:15	KWP/II	0.392	20.279	Oversupply
8/17/2018 23:00	0:01	KWP/II	0.009	19.478	Oversupply
8/18/2018 5:18	0:38	KWP/II	3.771	20.044	System constraint
8/18/2018 6:15	0:05	BS250	Data is not available	Data is not available	Oversupply
8/18/2018 6:15	0:05	KWP/II	0.017	20.615	Oversupply
8/18/2018 6:22	0:01	BS250	Data is not available	Data is not available	Oversupply
8/18/2018 9:18	0:01	AWE	0.002	0.100	Oversupply
8/18/2018 9:25	0:01	SMRR	0.003	2.101	Oversupply
8/18/2018 9:26	0:01	SMRR	0.003	1.448	Oversupply
8/18/2018 9:27	0:01	SMRR	0.003	1.000	Oversupply
8/18/2018 9:27	0:01	SMRR	0.003	1.961	Oversupply
8/18/2018 9:28	0:01	SMRR	0.003	0.814	Oversupply



Maui Curtailment Report

Start Date and Time	Duration	IPP Curtailed	Estimated Curtailed MWH	Peak MW Curtailed	Reasons for Curtailment
8/18/2018 10:03	0:01	AWE	0.005	0.300	Oversupply
8/18/2018 10:06	0:26	BS250	Data is not available	Data is not available	Oversupply
8/18/2018 10:06	0:01	SMRR	0.015	2.060	Oversupply
8/18/2018 10:06	0:26	SMRR	0.894	0.778	Oversupply
8/18/2018 10:08	0:25	KWPPII	1.501	20.708	Oversupply
8/18/2018 10:32	0:01	SMRR	0.016	0.309	Oversupply
8/18/2018 10:33	0:02	BS250	Data is not available	Data is not available	Oversupply
8/18/2018 10:33	0:02	SMRR	0.032	0.011	Oversupply
8/18/2018 10:34	0:01	KWPPII	0.019	20.707	Oversupply
8/18/2018 10:35	1:03	SMRR	2.627	0.355	Oversupply
8/18/2018 10:36	1:04	KWPPII	4.751	20.708	Oversupply
8/18/2018 10:37	1:02	BS250	Data is not available	Data is not available	Oversupply
8/18/2018 10:54	0:02	AWE	0.016	17.300	Oversupply
8/18/2018 11:39	0:01	SMRR	0.025	0.205	Oversupply
8/20/2018 0:04	0:17	KWPPII	1.200	18.890	Oversupply
8/20/2018 0:22	0:09	KWPPII	0.355	14.869	Oversupply
8/20/2018 0:40	0:01	KWPPII	0.002	11.385	Oversupply
8/20/2018 0:42	0:13	KWPPII	0.709	18.759	Oversupply
8/20/2018 0:57	0:04	KWPPII	0.101	19.862	Oversupply
8/20/2018 1:53	0:01	KWPPII	0.017	17.406	Oversupply
8/20/2018 1:56	0:01	KWPPII	0.002	17.686	Oversupply
8/20/2018 3:05	0:01	AWE	0.003	0.200	Oversupply
8/20/2018 7:02	0:01	BS250	Data is not available	Data is not available	Oversupply
8/20/2018 7:02	0:01	SMRR	0.001	0.263	Oversupply
8/20/2018 7:03	0:01	AWE	0.005	11.400	System constraint
8/20/2018 7:05	0:01	AWE	0.014	11.900	System constraint
8/20/2018 7:11	0:01	SMRR	0.001	0.357	Oversupply
8/20/2018 7:12	0:01	AWE	0.002	14.100	System constraint
8/20/2018 7:14	0:02	AWE	0.006	14.300	System constraint
8/20/2018 8:19	0:01	AWE	0.006	13.700	System constraint
8/20/2018 8:28	0:02	AWE	0.009	16.400	System constraint
8/20/2018 8:29	0:01	BS250	Data is not available	Data is not available	Oversupply
8/20/2018 8:29	0:01	SMRR	-0.006	0.167	Oversupply
8/20/2018 8:30	0:01	KWPPII	0.004	20.446	Oversupply
8/20/2018 8:43	0:01	BS250	Data is not available	Data is not available	Oversupply
8/20/2018 8:43	0:02	SMRR	0.010	1.197	Oversupply
8/20/2018 8:44	0:01	KWPPII	0.019	20.232	Oversupply
8/20/2018 8:59	0:01	BS250	Data is not available	Data is not available	Oversupply
8/20/2018 9:14	0:01	BS250	Data is not available	Data is not available	Oversupply
8/20/2018 9:14	0:01	SMRR	0.004	1.278	Oversupply
8/20/2018 9:17	0:01	BS250	Data is not available	Data is not available	Oversupply
8/20/2018 9:17	0:01	KWPPII	0.023	18.637	Oversupply
8/20/2018 9:17	0:02	SMRR	0.012	1.906	Oversupply
8/20/2018 9:22	0:02	BS250	Data is not available	Data is not available	Oversupply
8/20/2018 9:23	0:01	KWPPII	0.037	18.302	Oversupply
8/20/2018 9:23	0:01	SMRR	0.006	1.193	Oversupply
8/20/2018 9:27	0:11	BS250	Data is not available	Data is not available	Oversupply
8/20/2018 9:27	0:11	SMRR	0.240	1.131	Oversupply
8/20/2018 9:28	0:11	KWPPII	0.548	19.864	Oversupply
8/20/2018 9:38	0:01	SMRR	0.020	0.245	Oversupply
8/20/2018 11:53	0:01	SMRR	0.016	1.738	Oversupply
8/20/2018 11:53	0:01	SMRR	0.017	1.357	Oversupply
8/20/2018 11:54	0:04	SMRR	0.083	0.278	Oversupply
8/20/2018 11:55	0:03	BS250	Data is not available	Data is not available	Oversupply
8/20/2018 11:56	0:03	KWPPII	0.038	20.608	Oversupply
8/20/2018 13:28	0:01	KWPPII	0.001	20.448	Oversupply
8/20/2018 13:28	0:01	SMRR	0.000	0.921	Oversupply
8/20/2018 13:30	0:11	BS250	Data is not available	Data is not available	Oversupply
8/20/2018 13:30	0:01	SMRR	0.023	0.182	Oversupply
8/20/2018 13:30	0:11	SMRR	0.317	0.019	Oversupply
8/20/2018 13:31	0:11	KWPPII	0.287	20.570	Oversupply
8/20/2018 13:41	0:01	SMRR	0.022	0.082	Oversupply
8/20/2018 13:42	0:01	SMRR	0.023	0.812	Oversupply
8/20/2018 13:43	0:01	SMRR	0.023	1.985	Oversupply
8/20/2018 13:44	0:09	BS250	Data is not available	Data is not available	Oversupply
8/20/2018 13:44	0:01	SMRR	0.022	1.498	Oversupply
8/20/2018 13:45	0:09	KWPPII	0.263	20.665	Oversupply
8/20/2018 13:45	0:08	SMRR	0.367	0.561	Oversupply
8/20/2018 13:53	0:01	SMRR	0.034	0.468	Oversupply
8/20/2018 13:54	0:01	BS250	Data is not available	Data is not available	Oversupply
8/20/2018 13:54	0:01	SMRR	0.033	0.722	Oversupply
8/20/2018 13:55	0:01	SMRR	0.034	0.598	Oversupply
8/20/2018 13:56	0:11	BS250	Data is not available	Data is not available	Oversupply
8/20/2018 13:56	0:11	KWPPII	0.227	20.694	Oversupply
8/20/2018 13:56	0:11	SMRR	0.306	0.323	Oversupply
8/20/2018 14:07	0:01	SMRR	0.012	0.593	Oversupply
8/20/2018 14:08	0:04	BS250	Data is not available	Data is not available	Oversupply
8/20/2018 14:08	0:04	SMRR	0.058	0.168	Oversupply
8/20/2018 14:10	0:02	KWPPII	0.008	20.706	Oversupply
8/20/2018 14:19	0:01	SMRR	0.002	0.534	Oversupply
8/20/2018 14:25	0:01	SMRR	0.002	0.412	Oversupply
8/20/2018 14:37	0:01	SMRR	0.006	2.066	Oversupply
8/20/2018 14:38	0:01	SMRR	0.006	1.146	Oversupply
8/20/2018 14:38	0:01	SMRR	0.006	1.170	Oversupply



Maui Curtailment Report

Start Date and Time	Duration	IPP Curtailed	Estimated Curtailed MWH	Peak MW Curtailed	Reasons for Curtailment
8/20/2018 14:49	0:01	SMRR	0.003	2.264	Oversupply
8/20/2018 14:53	0:01	SMRR	0.003	2.852	Oversupply
8/20/2018 14:54	0:01	SMRR	0.003	1.817	Oversupply
8/20/2018 15:06	0:01	SMRR	0.000	1.888	Oversupply
8/20/2018 15:07	0:01	SMRR	0.000	1.212	Oversupply
8/20/2018 15:14	0:01	SMRR	0.000	2.551	Oversupply
8/20/2018 15:15	0:01	SMRR	0.000	1.693	Oversupply
8/20/2018 15:16	0:01	SMRR	0.000	1.298	Oversupply
8/21/2018 0:47	0:13	KWP/II	0.215	20.708	Oversupply
8/21/2018 1:42	0:10	KWP/II	0.360	20.708	Oversupply
8/21/2018 3:22	0:08	KWP/II	0.155	20.708	Oversupply
8/21/2018 6:54	3:08	BS250	Data is not available	Data is not available	System Constraint
8/21/2018 6:54	4:48	SMRR	0.000	0.226	System Constraint
8/21/2018 6:55	0:01	KWP/II	0.002	20.708	Oversupply
8/21/2018 6:57	1:16	KWP/II	5.938	20.708	Oversupply
8/21/2018 8:14	3:28	KWP/II	46.630	20.708	Oversupply
8/21/2018 8:29	0:01	AWE	0.018	5.100	Oversupply
8/21/2018 8:33	0:04	AWE	0.295	14.700	Oversupply
8/21/2018 8:38	0:04	AWE	0.185	14.100	Oversupply
8/21/2018 8:58	0:03	AWE	0.107	15.400	Oversupply
8/21/2018 9:53	0:03	AWE	0.046	17.100	System constraint
8/21/2018 10:09	0:09	AWE	0.382	18.900	System constraint
8/21/2018 10:17	1:25	BS250	Data is not available	Data is not available	System Constraint
8/21/2018 10:20	0:05	AWE	0.165	17.000	Oversupply
8/21/2018 11:03	0:32	AWE	1.237	19.300	System constraint
8/21/2018 11:36	0:02	AWE	0.006	17.000	System constraint
8/21/2018 11:39	1:34	KWP	1.908	25.383	System constraint
8/21/2018 11:44	0:36	BS250	Data is not available	Data is not available	System Constraint
8/21/2018 11:44	3:53	KWP/II	63.010	20.708	Oversupply
8/21/2018 11:44	0:36	SMRR	0.000	0.466	System Constraint
8/21/2018 11:57	0:01	AWE	0.010	16.600	Oversupply
8/21/2018 12:07	1:49	AWE	9.392	18.400	System constraint
8/21/2018 12:20	0:01	SMRR	0.000	0.105	System Constraint
8/21/2018 12:21	3:19	SMRR	0.000	0.014	System Constraint
8/21/2018 13:25	2:14	BS250	Data is not available	Data is not available	System Constraint
8/21/2018 13:35	0:02	KWP	0.028	25.361	Oversupply
8/21/2018 13:58	0:18	AWE	0.949	17.500	Oversupply
8/21/2018 15:40	0:01	SMRR	0.021	1.050	Oversupply
8/21/2018 15:53	0:01	SMRR	0.000	1.930	Oversupply
8/21/2018 18:41	0:23	SMRR	0.021	0.037	Oversupply
8/21/2018 23:56	5:41	KWP/II	95.023	20.708	Oversupply
8/22/2018 1:51	0:01	AWE	0.001	17.800	Oversupply
8/22/2018 1:53	0:03	AWE	0.008	17.700	Oversupply
8/22/2018 1:57	0:01	AWE	0.004	17.500	Oversupply
8/22/2018 2:02	0:01	AWE	0.003	16.900	Oversupply
8/22/2018 2:05	2:05	AWE	6.087	17.600	Oversupply
8/22/2018 4:12	0:06	AWE	0.098	17.500	Oversupply
8/22/2018 4:22	0:01	AWE	0.001	17.200	Oversupply
8/22/2018 4:24	0:01	AWE	0.010	17.800	Oversupply
8/22/2018 4:27	0:01	AWE	0.002	16.600	Oversupply
8/22/2018 5:38	0:02	KWP/II	0.023	20.708	Oversupply
8/22/2018 5:41	0:04	KWP/II	0.037	20.708	Oversupply
8/22/2018 5:53	0:54	KWP/II	3.152	20.708	Oversupply
8/22/2018 6:00	0:46	SMRR	0.042	0.000	Oversupply
8/22/2018 6:00	0:45	BS250	Data is not available	Data is not available	Oversupply
8/22/2018 6:00	2:00	BS250	Data is not available	Data is not available	Oversupply
8/22/2018 6:45	0:01	SMRR	0.003	0.011	Oversupply
8/22/2018 6:48	0:01	BS250	Data is not available	Data is not available	Oversupply
8/22/2018 6:48	0:02	SMRR	0.006	-0.003	Oversupply
8/22/2018 6:50	0:21	SMRR	0.084	0.133	Oversupply
8/22/2018 6:51	0:19	BS250	Data is not available	Data is not available	Oversupply
8/22/2018 6:53	0:01	KWP/II	0.006	20.699	Oversupply
8/22/2018 6:55	0:16	KWP/II	0.720	20.708	Oversupply
8/22/2018 7:12	0:02	BS250	Data is not available	Data is not available	Oversupply
8/22/2018 7:12	0:02	SMRR	0.010	0.203	Oversupply
8/22/2018 7:15	0:01	KWP/II	0.001	20.708	Oversupply
8/22/2018 7:15	0:01	SMRR	0.001	0.192	Oversupply
8/22/2018 7:15	0:01	SMRR	0.001	0.171	Oversupply
8/22/2018 7:38	1:07	SMRR	1.078	0.108	Oversupply
8/22/2018 7:38	1:06	BS250	Data is not available	Data is not available	Oversupply
8/22/2018 7:40	1:03	KWP/II	6.075	20.708	Oversupply
8/22/2018 8:44	0:01	SMRR	0.010	0.263	Oversupply
8/22/2018 8:45	0:01	SMRR	0.000	0.770	Oversupply
8/22/2018 9:06	0:01	SMRR	0.005	1.372	Oversupply
8/22/2018 9:07	0:03	BS250	Data is not available	Data is not available	Oversupply
8/22/2018 9:07	0:01	SMRR	0.005	1.295	Oversupply
8/22/2018 9:08	0:02	SMRR	0.014	0.255	Oversupply
8/22/2018 9:10	0:01	SMRR	0.005	0.297	Oversupply
8/22/2018 9:16	0:01	SMRR	0.015	1.348	Oversupply
8/22/2018 9:17	0:02	BS250	Data is not available	Data is not available	Oversupply
8/22/2018 9:17	0:02	SMRR	0.044	0.220	Oversupply
8/22/2018 9:19	0:01	KWP/II	0.006	20.708	Oversupply
8/22/2018 9:19	0:01	SMRR	0.015	0.064	Oversupply
8/22/2018 9:20	0:01	SMRR	0.015	0.472	Oversupply



Maui Curtailment Report

Start Date and Time	Duration	IPP Curtailed	Estimated Curtailed MWH	Peak MW Curtailed	Reasons for Curtailment
8/22/2018 9:21	0:01	SMRR	0.015	0.649	Oversupply
8/22/2018 9:21	0:01	SMRR	0.014	0.636	Oversupply
8/22/2018 9:22	0:01	SMRR	0.015	0.365	Oversupply
8/22/2018 9:27	0:13	BS250	Data is not available	Data is not available	Oversupply
8/22/2018 9:27	0:01	SMRR	0.015	0.785	Oversupply
8/22/2018 9:28	0:12	SMRR	0.296	0.019	Oversupply
8/22/2018 9:29	0:12	KWP/II	0.459	20.708	Oversupply
8/22/2018 9:40	0:01	SMRR	0.019	0.146	Oversupply
8/22/2018 9:41	0:01	SMRR	0.019	1.359	Oversupply
8/22/2018 9:43	0:01	SMRR	0.019	1.506	Oversupply
8/22/2018 9:47	0:01	SMRR	0.019	0.823	Oversupply
8/22/2018 9:48	0:01	SMRR	0.019	0.217	Oversupply
8/22/2018 9:49	3:41	BS250	Data is not available	Data is not available	Oversupply
8/22/2018 9:49	3:42	SMRR	8.237	0.030	Oversupply
8/22/2018 9:51	3:41	KWP/II	24.768	20.708	Oversupply
8/22/2018 13:31	0:01	SMRR	0.019	0.599	Oversupply
8/22/2018 13:32	0:01	SMRR	0.019	0.775	Oversupply
8/22/2018 13:33	0:01	BS250	Data is not available	Data is not available	Oversupply
8/22/2018 13:33	0:02	SMRR	0.057	0.135	Oversupply
8/22/2018 13:35	0:01	KWP/II	0.000	20.695	Oversupply
8/22/2018 13:35	0:01	SMRR	0.019	0.313	Oversupply
8/22/2018 13:36	0:01	SMRR	0.019	0.799	Oversupply
8/22/2018 13:37	0:01	SMRR	0.019	1.473	Oversupply
8/22/2018 13:39	0:01	SMRR	0.019	1.259	Oversupply
8/22/2018 13:40	0:01	SMRR	0.019	1.199	Oversupply
8/22/2018 13:43	0:01	SMRR	0.019	1.512	Oversupply
8/22/2018 13:44	0:30	BS250	Data is not available	Data is not available	Oversupply
8/22/2018 13:44	0:31	SMRR	1.415	0.451	Oversupply
8/22/2018 13:45	0:29	KWP/II	2.711	20.706	Oversupply
8/22/2018 14:14	0:01	SMRR	0.017	0.096	Oversupply
8/22/2018 14:15	0:01	SMRR	0.003	0.737	Oversupply
8/22/2018 18:40	0:24	SMRR	0.043	-0.001	Oversupply
8/22/2018 22:23	0:02	KWP/II	0.022	20.678	Oversupply
8/22/2018 22:56	0:01	KWP/II	0.010	19.644	Oversupply
8/22/2018 23:51	0:05	KWP/II	0.060	7.835	Oversupply
8/22/2018 23:57	0:12	KWP/II	0.265	9.515	Oversupply
8/23/2018 0:34	0:09	KWP/II	0.277	9.344	Oversupply
8/23/2018 1:39	1:07	KWP/II	9.743	16.972	Oversupply
8/23/2018 1:45	0:43	AWE	2.884	21.000	Oversupply
8/23/2018 2:29	0:07	AWE	0.033	20.000	Oversupply
8/23/2018 2:38	0:02	AWE	0.025	20.200	Oversupply
8/23/2018 2:42	0:03	AWE	0.031	20.600	Oversupply
8/23/2018 2:47	0:02	AWE	0.010	20.200	Oversupply
8/23/2018 2:55	0:01	KWP/II	0.001	0.407	Oversupply
8/23/2018 4:24	0:01	AWE	0.004	20.700	Oversupply
8/23/2018 4:39	0:13	AWE	0.318	20.800	Oversupply
8/23/2018 4:47	0:05	KWP/II	0.019	0.251	Oversupply
8/23/2018 4:53	0:01	KWP/II	0.010	0.845	Oversupply
8/23/2018 5:12	2:51	KWP/II	23.904	20.708	Oversupply
8/23/2018 5:16	0:12	AWE	0.078	20.800	Oversupply
8/23/2018 5:29	0:22	AWE	0.583	20.800	Oversupply
8/23/2018 5:52	0:10	AWE	0.182	20.800	Oversupply
8/23/2018 6:00	2:03	SMRR	0.222	-0.001	Oversupply
8/23/2018 8:01	0:02	BS250	Data is not available	Data is not available	Oversupply
8/23/2018 8:14	0:01	SMRR	0.001	0.317	Oversupply
8/23/2018 10:05	0:06	BS250	Data is not available	Data is not available	Oversupply
8/23/2018 10:05	0:01	SMRR	0.004	0.829	Oversupply
8/23/2018 10:06	0:05	SMRR	0.026	0.000	Oversupply
8/23/2018 10:07	0:05	KWP/II	0.023	20.708	Oversupply
8/23/2018 12:23	0:20	KWP	1.295	21.129	Facility requested
8/23/2018 12:53	0:09	KWP	0.092	2.683	Facility requested
8/23/2018 13:10	10:12	KWP	254.485	14.830	Facility requested
8/24/2018 23:33	0:01	KWP	0.000	0.007	Facility requested
8/24/2018 23:38	0:03	KWP	0.001	0.015	Facility requested
8/24/2018 23:42	0:01	KWP	0.000	0.007	Facility requested
8/24/2018 23:45	0:11	KWP	0.002	0.015	Facility requested
8/24/2018 23:58	0:01	KWP	0.000	0.007	Facility requested
8/25/2018 0:02	0:01	KWP	0.000	0.015	Facility requested
8/25/2018 1:52	0:01	KWP	0.000	0.015	Facility requested
8/25/2018 1:56	0:03	KWP	0.001	0.015	Facility requested
8/25/2018 2:00	0:07	KWP	0.002	0.022	Facility requested
8/25/2018 2:32	0:03	KWP	0.001	0.015	Facility requested
8/25/2018 2:37	0:23	KWP	0.006	0.022	Facility requested
8/25/2018 3:02	0:02	KWP	0.000	0.015	Facility requested
8/25/2018 3:05	2:54	KWP	0.101	0.059	Facility requested
8/25/2018 6:02	0:44	KWP	0.017	0.037	Facility requested
8/25/2018 6:48	0:08	KWP	0.002	0.015	Facility requested
8/25/2018 8:59	1:16	KWP	0.033	0.044	Facility requested
8/25/2018 10:16	0:03	KWP	0.001	0.015	Facility requested
8/25/2018 10:20	0:15	KWP	0.004	0.030	Facility requested
8/25/2018 12:28	0:01	SMRR	-0.001	2.498	Oversupply
8/25/2018 12:29	0:01	SMRR	-0.001	1.355	Oversupply
8/25/2018 12:29	0:01	SMRR	0.015	0.428	Oversupply
8/25/2018 12:30	0:01	BS250	Data is not available	Data is not available	Oversupply



Maui Curtailment Report

Start Date and Time	Duration	IPP Curtailed	Estimated Curtailed MWH	Peak MW Curtailed	Reasons for Curtailment
8/25/2018 12:30	0:01	SMRR	0.034	0.018	Oversupply
8/25/2018 12:31	0:01	SMRR	0.034	0.310	Oversupply
8/25/2018 12:32	0:01	SMRR	0.034	0.492	Oversupply
8/25/2018 12:32	0:01	SMRR	0.033	0.824	Oversupply
8/25/2018 12:33	0:01	SMRR	0.035	0.750	Oversupply
8/25/2018 12:34	0:12	BS250	Data is not available	Data is not available	Oversupply
8/25/2018 12:34	0:01	SMRR	0.034	0.069	Oversupply
8/25/2018 12:35	0:01	SMRR	0.033	0.023	Oversupply
8/25/2018 12:35	0:01	SMRR	0.034	-0.005	Oversupply
8/25/2018 12:36	0:01	SMRR	0.034	0.015	Oversupply
8/25/2018 12:37	0:09	AWE	0.215	19.800	Oversupply
8/25/2018 12:37	0:09	SMRR	0.352	0.008	Oversupply
8/25/2018 12:46	0:01	SMRR	0.008	0.345	Oversupply
8/25/2018 12:47	0:01	SMRR	0.008	0.460	Oversupply
8/25/2018 12:48	0:01	SMRR	0.008	1.239	Oversupply
8/25/2018 12:48	0:01	SMRR	0.008	1.626	Oversupply
8/25/2018 12:49	0:01	SMRR	0.008	2.167	Oversupply
8/25/2018 23:11	0:23	AWE	1.378	20.900	Oversupply
8/25/2018 23:38	0:02	AWE	0.009	20.500	Oversupply
8/25/2018 23:41	2:50	AWE	16.445	20.800	Oversupply
8/26/2018 2:49	0:01	AWE	0.006	19.500	Oversupply
8/26/2018 2:55	0:01	AWE	0.005	20.400	Oversupply
8/26/2018 8:49	0:01	SMRR	0.001	2.120	Oversupply
8/26/2018 8:49	0:01	SMRR	0.001	1.099	Oversupply
8/26/2018 8:51	0:01	SMRR	0.001	2.071	Oversupply
8/26/2018 9:19	0:04	BS250	Data is not available	Data is not available	Oversupply
8/26/2018 9:19	0:05	SMRR	0.059	1.753	Oversupply
8/26/2018 9:20	0:02	AWE	0.010	20.500	Oversupply
8/26/2018 9:24	0:01	SMRR	0.010	0.348	Oversupply
8/26/2018 9:26	0:01	SMRR	0.010	0.467	Oversupply
8/26/2018 9:29	0:01	SMRR	0.009	1.119	Oversupply
8/26/2018 9:30	0:01	BS250	Data is not available	Data is not available	Oversupply
8/26/2018 9:30	0:01	SMRR	0.002	0.735	Oversupply
8/26/2018 9:31	0:01	AWE	0.000	20.700	Oversupply
8/26/2018 9:31	0:01	SMRR	0.002	0.074	Oversupply
8/26/2018 9:31	0:01	SMRR	0.002	0.390	Oversupply
8/26/2018 9:32	0:01	SMRR	0.002	0.709	Oversupply
8/26/2018 9:47	0:01	SMRR	0.006	1.349	Oversupply
8/26/2018 9:49	0:01	SMRR	0.006	1.313	Oversupply
8/26/2018 9:50	0:01	SMRR	0.006	0.837	Oversupply
8/26/2018 9:51	0:01	AWE	0.006	20.600	Oversupply
8/26/2018 9:51	0:01	SMRR	0.006	0.313	Oversupply
8/26/2018 9:52	0:01	SMRR	0.006	0.373	Oversupply
8/26/2018 9:54	0:01	SMRR	0.006	0.846	Oversupply
8/26/2018 9:57	0:03	AWE	0.020	20.700	Oversupply
8/26/2018 9:57	0:01	SMRR	0.006	1.627	Oversupply
8/26/2018 9:57	0:02	SMRR	0.017	0.507	Oversupply
8/26/2018 9:58	0:05	BS250	Data is not available	Data is not available	Oversupply
8/26/2018 10:00	0:01	SMRR	0.012	0.111	Oversupply
8/26/2018 10:00	0:04	SMRR	0.059	0.078	Oversupply
8/26/2018 10:01	0:05	AWE	0.035	20.600	Oversupply
8/26/2018 10:04	0:01	SMRR	0.012	0.142	Oversupply
8/26/2018 10:05	0:01	SMRR	0.011	0.018	Oversupply
8/26/2018 10:07	0:01	SMRR	0.012	0.696	Oversupply
8/26/2018 10:07	0:01	SMRR	0.012	0.729	Oversupply
8/26/2018 11:08	0:01	SMRR	0.004	1.574	Oversupply
8/26/2018 11:08	0:01	SMRR	0.004	1.039	Oversupply
8/26/2018 11:09	0:01	BS250	Data is not available	Data is not available	Oversupply
8/26/2018 11:09	0:02	SMRR	0.007	0.010	Oversupply
8/26/2018 11:12	0:01	SMRR	0.004	1.773	Oversupply
8/26/2018 11:13	0:01	SMRR	0.004	1.313	Oversupply
8/26/2018 11:14	0:01	SMRR	0.004	1.331	Oversupply
8/26/2018 11:15	0:01	SMRR	0.030	1.109	Oversupply
8/26/2018 11:15	0:01	SMRR	0.030	0.719	Oversupply
8/26/2018 11:16	0:01	SMRR	0.030	1.056	Oversupply
8/26/2018 11:17	0:02	BS250	Data is not available	Data is not available	Oversupply
8/26/2018 11:17	0:02	AWE	0.020	19.600	Oversupply
8/26/2018 11:17	0:02	SMRR	0.090	0.090	Oversupply
8/26/2018 11:20	0:10	BS250	Data is not available	Data is not available	Oversupply
8/26/2018 11:20	0:10	AWE	0.313	20.000	Oversupply
8/26/2018 11:20	0:08	SMRR	0.330	0.229	Oversupply
8/26/2018 11:28	0:01	SMRR	0.030	0.298	Oversupply
8/26/2018 11:29	0:01	SMRR	0.019	0.004	Oversupply
8/26/2018 11:30	0:01	SMRR	0.006	0.325	Oversupply
8/26/2018 11:31	0:01	SMRR	0.006	1.018	Oversupply
8/26/2018 11:31	0:01	SMRR	0.006	1.902	Oversupply
8/26/2018 11:32	0:01	SMRR	0.006	2.040	Oversupply
8/26/2018 11:34	0:01	SMRR	0.006	2.095	Oversupply
8/26/2018 12:00	0:01	SMRR	0.016	2.071	Oversupply
8/26/2018 12:01	0:01	SMRR	0.016	1.531	Oversupply
8/26/2018 12:02	0:18	SMRR	0.407	0.347	Oversupply
8/26/2018 12:04	0:14	BS250	Data is not available	Data is not available	Oversupply
8/26/2018 12:04	0:14	AWE	0.401	20.300	Oversupply
8/26/2018 12:19	0:01	SMRR	0.023	0.253	Oversupply



Maui Curtailment Report

Start Date and Time	Duration	IPP Curtailed	Estimated Curtailed MWH	Peak MW Curtailed	Reasons for Curtailment
8/26/2018 12:22	0:01	SMRR	0.023	2.004	Oversupply
8/26/2018 12:23	0:01	BS250	Data is not available	Data is not available	Oversupply
8/26/2018 12:23	0:01	AWE	0.004	20.300	Oversupply
8/26/2018 12:23	0:01	SMRR	0.023	1.643	Oversupply
8/26/2018 12:23	0:01	SMRR	0.023	1.193	Oversupply
8/26/2018 12:25	0:01	SMRR	0.023	0.586	Oversupply
8/26/2018 12:26	0:01	SMRR	0.023	1.094	Oversupply
8/26/2018 12:26	0:01	SMRR	0.023	1.040	Oversupply
8/26/2018 12:27	0:01	SMRR	0.023	1.944	Oversupply
8/26/2018 12:28	0:01	SMRR	0.023	1.307	Oversupply
8/26/2018 12:29	0:03	BS250	Data is not available	Data is not available	Oversupply
8/26/2018 12:29	0:01	SMRR	0.024	0.926	Oversupply
8/26/2018 12:29	0:02	SMRR	0.099	0.146	Oversupply
8/26/2018 12:31	0:01	AWE	0.008	19.900	Oversupply
8/26/2018 12:32	0:01	SMRR	0.035	0.083	Oversupply
8/26/2018 12:32	0:01	SMRR	0.035	0.471	Oversupply
8/26/2018 12:33	0:01	SMRR	0.034	0.845	Oversupply
8/26/2018 12:34	0:11	SMRR	0.481	0.715	Oversupply
8/26/2018 12:35	0:09	BS250	Data is not available	Data is not available	Oversupply
8/26/2018 12:35	0:10	AWE	0.207	20.100	Oversupply
8/26/2018 12:45	0:01	SMRR	0.017	0.178	Oversupply
8/26/2018 12:45	0:01	SMRR	0.017	0.035	Oversupply
8/26/2018 12:46	0:01	BS250	Data is not available	Data is not available	Oversupply
8/26/2018 12:46	0:01	AWE	0.004	19.300	Oversupply
8/26/2018 12:46	0:01	SMRR	0.017	0.040	Oversupply
8/26/2018 12:47	0:01	SMRR	0.017	0.526	Oversupply
8/26/2018 12:48	0:01	SMRR	0.017	1.050	Oversupply
8/26/2018 12:55	0:01	SMRR	0.017	1.845	Oversupply
8/26/2018 12:56	0:01	SMRR	0.017	1.512	Oversupply
8/26/2018 12:57	0:01	SMRR	0.017	0.819	Oversupply
8/26/2018 13:11	0:01	BS250	Data is not available	Data is not available	Oversupply
8/26/2018 13:11	0:01	SMRR	0.001	2.225	Oversupply
8/26/2018 13:11	0:01	SMRR	0.001	1.162	Oversupply
8/28/2018 10:31	0:01	SMRR	0.011	2.097	Oversupply
8/28/2018 10:32	0:01	SMRR	0.012	1.067	Oversupply
8/28/2018 10:34	0:01	SMRR	0.012	2.016	Oversupply
8/28/2018 10:35	0:02	AWE	0.002	20.400	Oversupply
8/28/2018 10:35	0:01	SMRR	0.012	0.718	Oversupply
8/28/2018 10:36	0:01	SMRR	0.012	0.287	Oversupply
8/28/2018 10:36	0:01	SMRR	0.011	0.433	Oversupply
8/28/2018 10:37	0:01	SMRR	0.012	1.284	Oversupply
8/28/2018 10:38	0:01	SMRR	0.012	1.293	Oversupply
8/28/2018 10:39	0:01	SMRR	0.012	1.250	Oversupply
8/28/2018 10:40	0:01	SMRR	0.012	1.380	Oversupply
8/28/2018 10:40	0:01	SMRR	0.011	0.676	Oversupply
8/28/2018 11:13	0:01	SMRR	0.000	2.331	Oversupply
8/28/2018 11:27	0:01	BS250	Data is not available	Data is not available	Oversupply
8/28/2018 11:27	0:01	SMRR	-0.001	2.569	Oversupply
8/28/2018 12:08	0:01	BS250	Data is not available	Data is not available	Oversupply
8/28/2018 12:10	0:03	KWPPI	0.142	7.293	Oversupply
8/28/2018 13:08	0:01	SMRR	0.000	2.136	Oversupply
8/28/2018 22:42	0:02	KWPPI	0.004	8.612	Oversupply
8/29/2018 0:34	0:01	KWPPI	0.001	6.629	Oversupply
8/29/2018 0:36	0:01	KWPPI	0.002	7.215	Oversupply
8/29/2018 0:38	0:02	KWPPI	0.007	7.649	Oversupply
8/29/2018 2:09	0:17	KWPPI	0.727	7.482	Oversupply
8/29/2018 2:27	0:02	KWPPI	0.030	5.615	Oversupply
8/29/2018 2:49	0:14	KWPPI	0.220	6.462	Oversupply
8/29/2018 3:06	0:01	KWPPI	0.003	7.149	Oversupply
8/29/2018 3:08	0:01	KWPPI	0.002	7.596	Oversupply
8/29/2018 3:13	0:01	KWPPI	0.001	8.613	Oversupply
8/29/2018 3:21	0:03	KWPPI	0.012	8.676	Oversupply
8/29/2018 3:27	0:03	KWPPI	0.012	8.651	Oversupply
8/29/2018 4:37	0:01	KWPPI	0.005	8.610	Oversupply
8/29/2018 4:40	0:09	KWPPI	0.123	8.719	Oversupply
8/29/2018 9:54	0:01	SMRR	0.007	2.316	Oversupply
8/29/2018 9:55	0:01	SMRR	0.007	1.252	Oversupply
8/29/2018 9:56	0:03	BS250	Data is not available	Data is not available	Oversupply
8/29/2018 9:56	0:03	SMRR	0.026	0.121	Oversupply
8/29/2018 9:59	0:01	SMRR	0.010	0.502	Oversupply
8/29/2018 10:04	0:01	SMRR	0.019	1.307	Oversupply
8/29/2018 10:07	0:01	SMRR	0.018	2.689	Oversupply
8/29/2018 10:08	0:44	SMRR	1.694	1.120	Oversupply
8/29/2018 10:09	0:43	BS250	Data is not available	Data is not available	Oversupply
8/29/2018 10:24	0:29	KWPPI	1.546	8.732	Oversupply
8/29/2018 10:52	0:01	SMRR	0.033	0.503	Oversupply
8/29/2018 10:52	0:04	SMRR	0.163	0.926	Oversupply
8/29/2018 10:53	0:03	BS250	Data is not available	Data is not available	Oversupply
8/29/2018 10:56	0:02	KWPPI	0.007	8.732	Oversupply
8/29/2018 10:56	0:01	SMRR	0.034	0.140	Oversupply
8/29/2018 10:57	0:01	SMRR	0.033	0.552	Oversupply
8/29/2018 10:58	0:01	SMRR	0.032	0.952	Oversupply
8/29/2018 11:25	0:01	SMRR	0.005	2.511	Oversupply
8/29/2018 11:25	0:01	SMRR	0.005	2.006	Oversupply



Maui Curtailment Report

Start Date and Time	Duration	IPP Curtailed	Estimated Curtailed MWH	Peak MW Curtailed	Reasons for Curtailment
8/29/2018 11:26	0:01	SMRR	0.005	1.546	Oversupply
8/29/2018 11:27	0:01	SMRR	0.005	1.503	Oversupply
8/29/2018 11:28	0:01	SMRR	0.005	1.686	Oversupply
8/29/2018 11:30	0:01	SMRR	0.003	1.865	Oversupply
8/29/2018 11:31	0:01	SMRR	0.003	1.846	Oversupply
8/29/2018 11:43	0:01	SMRR	0.003	2.773	Oversupply
8/29/2018 11:44	0:01	SMRR	0.003	1.675	Oversupply
8/29/2018 11:44	0:01	SMRR	0.024	0.863	Oversupply
8/29/2018 11:45	0:01	BS250	Data is not available	Data is not available	Oversupply
8/29/2018 11:45	0:01	SMRR	0.027	0.415	Oversupply
8/29/2018 11:46	0:01	SMRR	0.028	0.179	Oversupply
8/29/2018 11:47	0:01	SMRR	0.028	0.792	Oversupply
8/29/2018 11:49	0:01	SMRR	0.028	1.906	Oversupply
8/29/2018 11:50	0:01	BS250	Data is not available	Data is not available	Oversupply
8/29/2018 11:50	0:01	SMRR	0.028	0.561	Oversupply
8/29/2018 11:51	0:01	SMRR	0.028	1.614	Oversupply
8/29/2018 11:52	0:01	SMRR	0.028	0.505	Oversupply
8/29/2018 11:53	0:10	BS250	Data is not available	Data is not available	Oversupply
8/29/2018 11:53	0:01	SMRR	0.028	0.037	Oversupply
8/29/2018 11:54	0:05	SMRR	0.194	0.045	Oversupply
8/29/2018 11:57	0:03	KWP/II	0.048	8.732	Oversupply
8/29/2018 11:59	0:01	SMRR	0.023	0.162	Oversupply
8/29/2018 12:00	0:02	SMRR	0.024	0.259	Oversupply
8/29/2018 12:01	0:03	KWP/II	0.015	8.732	Oversupply
8/29/2018 12:01	0:01	SMRR	0.012	0.108	Oversupply
8/29/2018 12:02	0:01	SMRR	0.012	-0.002	Oversupply
8/29/2018 12:03	0:01	SMRR	0.012	0.723	Oversupply
8/29/2018 12:04	0:01	SMRR	0.012	2.677	Oversupply
8/29/2018 12:05	0:01	SMRR	0.012	2.269	Oversupply
8/29/2018 12:07	0:01	SMRR	0.012	2.327	Oversupply
8/29/2018 12:08	0:01	SMRR	0.012	1.601	Oversupply
8/29/2018 12:56	0:01	SMRR	0.000	2.767	Oversupply
8/29/2018 13:07	0:01	SMRR	0.015	1.501	Oversupply
8/29/2018 13:08	0:01	SMRR	0.014	1.907	Oversupply
8/29/2018 13:09	0:01	SMRR	0.014	0.916	Oversupply
8/29/2018 13:09	0:02	SMRR	0.043	0.013	Oversupply
8/29/2018 13:10	0:02	BS250	Data is not available	Data is not available	Oversupply
8/29/2018 13:11	0:03	KWP/II	0.014	8.730	Oversupply
8/29/2018 13:12	0:01	SMRR	0.014	0.087	Oversupply
8/29/2018 13:12	0:05	SMRR	0.092	0.026	Oversupply
8/29/2018 13:13	0:05	BS250	Data is not available	Data is not available	Oversupply
8/29/2018 13:15	0:03	KWP/II	0.025	8.728	Oversupply
8/29/2018 13:17	0:01	SMRR	0.017	0.142	Oversupply
8/29/2018 13:18	0:01	SMRR	0.016	0.451	Oversupply
8/29/2018 13:19	0:01	SMRR	0.016	0.217	Oversupply
8/29/2018 13:19	0:01	SMRR	0.016	1.039	Oversupply
8/29/2018 13:20	0:01	SMRR	0.016	0.870	Oversupply
8/29/2018 13:21	0:01	SMRR	0.016	1.348	Oversupply
8/29/2018 13:23	0:01	SMRR	0.016	2.158	Oversupply
8/30/2018 8:09	0:01	SMRR	0.002	1.262	Oversupply
8/30/2018 8:10	0:01	SMRR	0.002	0.988	Oversupply
8/30/2018 8:11	0:01	SMRR	0.002	0.976	Oversupply
8/30/2018 8:11	0:01	SMRR	0.002	0.255	Oversupply
8/30/2018 8:12	0:01	SMRR	0.002	0.540	Oversupply
8/30/2018 8:13	0:05	BS250	Data is not available	Data is not available	Oversupply
8/30/2018 8:13	0:03	SMRR	0.012	0.115	Oversupply
8/30/2018 8:16	0:02	KWP/II	0.016	8.732	Oversupply
8/30/2018 8:16	0:01	SMRR	0.005	0.002	Oversupply
8/30/2018 8:17	0:01	SMRR	0.005	0.234	Oversupply
8/30/2018 8:58	0:01	SMRR	-0.001	1.863	Oversupply
8/30/2018 10:30	0:01	SMRR	0.007	2.554	Oversupply
8/30/2018 10:31	0:01	SMRR	0.008	1.852	Oversupply
8/30/2018 10:33	0:01	SMRR	0.008	2.462	Oversupply
8/30/2018 10:34	0:01	SMRR	0.008	1.315	Oversupply
8/30/2018 10:34	0:01	SMRR	0.007	1.676	Oversupply
8/30/2018 10:35	0:01	SMRR	0.008	1.260	Oversupply
8/30/2018 10:39	0:01	SMRR	0.008	1.994	Oversupply
8/30/2018 10:40	0:01	BS250	Data is not available	Data is not available	Oversupply
8/30/2018 10:40	0:01	SMRR	0.008	0.732	Oversupply
8/30/2018 10:40	0:01	SMRR	0.007	1.747	Oversupply
8/30/2018 11:44	0:42	BS250	Data is not available	Data is not available	Oversupply
8/30/2018 11:44	0:01	SMRR	0.001	1.441	Oversupply
8/30/2018 11:45	0:01	SMRR	0.034	0.935	Oversupply
8/30/2018 11:45	0:01	SMRR	0.035	0.480	Oversupply
8/30/2018 11:46	0:02	KWP/II	0.011	8.732	Oversupply
8/30/2018 11:46	0:39	SMRR	1.829	0.027	Oversupply
8/30/2018 11:49	0:38	KWP/II	3.242	8.732	Oversupply
8/30/2018 12:12	0:02	AWE	0.007	14.700	Oversupply
8/30/2018 12:19	0:04	AWE	0.095	14.500	Oversupply
8/30/2018 12:26	0:01	SMRR	0.035	0.862	Oversupply
8/30/2018 12:27	0:15	BS250	Data is not available	Data is not available	Oversupply
8/30/2018 12:27	0:15	SMRR	0.324	0.159	Oversupply
8/30/2018 12:28	0:14	KWP/II	0.839	8.732	Oversupply
8/30/2018 12:43	0:02	BS250	Data is not available	Data is not available	Oversupply



Maui Curtailment Report

Start Date and Time	Duration	IPP Curtailed	Estimated Curtailed MWH	Peak MW Curtailed	Reasons for Curtailment
8/30/2018 12:43	0:02	SMRR	0.024	0.048	Oversupply
8/30/2018 12:49	1:06	SMRR	1.963	0.472	Oversupply
8/30/2018 12:50	1:06	BS250	Data is not available	Data is not available	Oversupply
8/30/2018 12:51	1:02	KWP/II	7.591	8.732	Oversupply
8/30/2018 13:05	0:04	AWE	0.063	15.400	Oversupply
8/30/2018 13:15	0:01	AWE	0.013	16.600	Oversupply
8/30/2018 13:18	0:05	AWE	0.099	20.200	Oversupply
8/30/2018 13:24	0:02	AWE	0.047	19.700	Oversupply
8/30/2018 13:31	0:03	AWE	0.018	19.600	Oversupply
8/30/2018 13:35	0:04	AWE	0.087	20.600	Oversupply
8/30/2018 13:40	0:01	AWE	0.020	20.200	Oversupply
8/30/2018 13:42	0:01	AWE	0.009	19.700	Oversupply
8/30/2018 13:45	0:07	AWE	0.133	20.700	Oversupply
8/30/2018 13:54	0:02	KWP/II	0.029	8.727	Oversupply
8/30/2018 13:56	0:01	SMRR	0.017	1.137	Oversupply
8/30/2018 13:57	0:01	SMRR	0.017	1.694	Oversupply
8/30/2018 13:58	0:03	BS250	Data is not available	Data is not available	Oversupply
8/30/2018 13:58	0:03	SMRR	0.066	1.169	Oversupply
8/30/2018 13:59	0:03	KWP/II	0.060	8.732	Oversupply
8/30/2018 14:01	0:01	SMRR	0.020	0.104	Oversupply
8/30/2018 14:08	0:01	SMRR	0.020	2.722	Oversupply
8/30/2018 14:09	0:09	SMRR	0.252	1.435	Oversupply
8/30/2018 14:10	0:08	BS250	Data is not available	Data is not available	Oversupply
8/30/2018 14:11	0:08	KWP/II	0.153	8.732	Oversupply
8/30/2018 14:20	0:01	SMRR	0.023	1.895	Oversupply
8/30/2018 14:21	0:01	SMRR	0.023	1.939	Oversupply
8/30/2018 14:22	0:01	SMRR	0.023	1.650	Oversupply
8/30/2018 14:25	0:01	SMRR	0.023	1.690	Oversupply
8/30/2018 14:26	0:14	BS250	Data is not available	Data is not available	Oversupply
8/30/2018 14:26	0:13	SMRR	0.362	0.360	Oversupply
8/30/2018 14:28	0:12	KWP/II	0.309	8.732	Oversupply
8/30/2018 14:39	0:01	SMRR	0.021	0.004	Oversupply
8/30/2018 14:40	0:01	SMRR	0.021	0.589	Oversupply
8/30/2018 14:40	0:01	SMRR	0.021	0.451	Oversupply
8/30/2018 14:42	0:01	SMRR	0.021	1.512	Oversupply
8/30/2018 14:43	0:01	SMRR	0.021	1.524	Oversupply
8/30/2018 14:56	0:01	SMRR	0.005	2.706	Oversupply
8/30/2018 14:57	0:09	SMRR	0.286	1.390	Oversupply
8/30/2018 14:58	0:09	BS250	Data is not available	Data is not available	Oversupply
8/30/2018 15:00	0:06	KWP/II	0.312	8.732	Oversupply
8/30/2018 15:06	0:01	SMRR	0.030	0.234	Oversupply
8/30/2018 15:07	0:02	SMRR	0.096	0.000	Oversupply
8/30/2018 15:08	0:04	BS250	Data is not available	Data is not available	Oversupply
8/30/2018 15:08	0:05	KWP/II	0.055	8.732	Oversupply
8/30/2018 15:10	0:01	SMRR	0.031	-0.002	Oversupply
8/30/2018 15:10	0:02	SMRR	0.061	-0.001	Oversupply
8/30/2018 15:12	0:01	SMRR	0.030	0.100	Oversupply
8/30/2018 15:58	0:01	SMRR	0.001	2.245	Oversupply
8/30/2018 15:59	0:01	SMRR	0.001	1.953	Oversupply
8/30/2018 16:00	0:01	SMRR	0.007	0.865	Oversupply
8/30/2018 16:01	0:02	BS250	Data is not available	Data is not available	Oversupply
8/30/2018 16:01	0:02	SMRR	0.014	0.077	Oversupply
8/30/2018 16:21	0:01	SMRR	-0.001	1.842	Oversupply
8/30/2018 16:22	0:01	SMRR	-0.001	0.898	Oversupply
8/30/2018 16:23	0:01	SMRR	-0.001	1.841	Oversupply
8/30/2018 19:34	0:01	AWE	0.005	0.300	Oversupply
8/31/2018 9:48	0:08	SMRR	0.173	1.321	Oversupply
8/31/2018 9:49	0:08	BS250	Data is not available	Data is not available	Oversupply
8/31/2018 9:50	0:08	KWP/II	0.168	8.674	Oversupply
8/31/2018 9:57	0:01	SMRR	0.015	0.264	Oversupply
8/31/2018 10:00	0:01	SMRR	0.026	1.851	Oversupply
8/31/2018 10:00	0:01	SMRR	0.026	1.483	Oversupply
8/31/2018 10:01	0:07	SMRR	0.237	1.130	Oversupply
8/31/2018 10:02	0:06	BS250	Data is not available	Data is not available	Oversupply
8/31/2018 10:04	0:05	KWP/II	0.201	8.581	Oversupply
8/31/2018 10:10	0:05	SMRR	0.169	1.588	Oversupply
8/31/2018 10:11	0:05	BS250	Data is not available	Data is not available	Oversupply
8/31/2018 10:11	0:06	KWP/II	0.361	8.649	Oversupply
8/31/2018 10:16	0:01	SMRR	0.016	0.141	Oversupply
8/31/2018 10:16	0:01	SMRR	0.016	0.468	Oversupply
8/31/2018 10:17	0:01	SMRR	0.016	1.339	Oversupply
8/31/2018 10:22	0:01	SMRR	0.016	2.764	Oversupply
8/31/2018 10:23	0:01	SMRR	0.016	1.651	Oversupply
8/31/2018 10:23	0:01	SMRR	0.016	0.367	Oversupply
8/31/2018 10:24	0:01	SMRR	0.016	0.062	Oversupply
8/31/2018 10:25	0:01	SMRR	0.016	0.858	Oversupply
8/31/2018 10:26	0:01	SMRR	0.016	0.946	Oversupply
8/31/2018 10:28	0:01	SMRR	0.016	1.864	Oversupply
8/31/2018 10:31	0:01	BS250	Data is not available	Data is not available	Oversupply
8/31/2018 10:31	0:01	SMRR	0.017	1.713	Oversupply
8/31/2018 10:32	0:01	KWP/II	0.000	11.603	Oversupply
8/31/2018 10:32	0:01	SMRR	0.017	1.294	Oversupply
8/31/2018 10:32	0:01	SMRR	0.017	0.924	Oversupply
8/31/2018 10:33	0:03	SMRR	0.069	0.089	Oversupply



Maui Curtailment Report

Start Date and Time	Duration	IPP Curtailed	Estimated Curtailed MWH	Peak MW Curtailed	Reasons for Curtailment
8/31/2018 10:34	0:03	BS250	Data is not available	Data is not available	Oversupply
8/31/2018 10:35	0:03	KWP/II	0.064	12.960	Oversupply
8/31/2018 10:39	0:05	BS250	Data is not available	Data is not available	Oversupply
8/31/2018 10:39	0:05	SMRR	0.120	1.195	Oversupply
8/31/2018 10:40	0:05	AWE	0.169	19.500	Oversupply
8/31/2018 10:40	0:05	KWP/II	0.125	13.186	Oversupply
8/31/2018 10:46	0:02	BS250	Data is not available	Data is not available	Oversupply
8/31/2018 10:46	0:02	SMRR	0.009	0.017	Oversupply
8/31/2018 10:47	0:01	KWP/II	0.001	13.100	Oversupply
8/31/2018 10:49	0:02	BS250	Data is not available	Data is not available	Oversupply
8/31/2018 10:49	0:02	KWP/II	0.051	13.179	Oversupply
8/31/2018 10:49	0:02	SMRR	0.009	-0.003	Oversupply
8/31/2018 10:50	0:16	AWE	0.523	19.600	Oversupply
8/31/2018 10:51	0:01	SMRR	0.005	0.336	Oversupply
8/31/2018 10:54	0:24	SMRR	0.467	0.448	Oversupply
8/31/2018 10:55	0:08	BS250	Data is not available	Data is not available	Oversupply
8/31/2018 10:55	0:08	KWP/II	0.605	16.067	Oversupply
8/31/2018 11:05	0:14	BS250	Data is not available	Data is not available	Oversupply
8/31/2018 11:05	0:14	KWP/II	3.041	19.125	Oversupply
8/31/2018 11:11	0:01	AWE	0.008	19.500	Oversupply
8/31/2018 11:20	0:44	BS250	Data is not available	Data is not available	Oversupply
8/31/2018 11:20	0:43	SMRR	1.837	0.035	Oversupply
8/31/2018 11:21	0:43	KWP/II	5.952	19.185	Oversupply
8/31/2018 12:08	1:03	SMRR	1.967	2.861	Oversupply
8/31/2018 12:09	1:02	BS250	Data is not available	Data is not available	Oversupply
8/31/2018 12:10	1:02	KWP/II	6.877	19.159	Oversupply
8/31/2018 13:12	0:13	SMRR	0.426	2.051	Oversupply
8/31/2018 13:13	0:13	BS250	Data is not available	Data is not available	Oversupply
8/31/2018 13:13	0:13	KWP/II	0.784	19.086	Oversupply
8/31/2018 13:25	0:01	SMRR	0.024	0.438	Oversupply
8/31/2018 13:26	0:01	SMRR	0.024	1.130	Oversupply
8/31/2018 13:28	0:01	SMRR	0.023	1.999	Oversupply
8/31/2018 13:28	0:01	SMRR	0.024	2.274	Oversupply
8/31/2018 13:29	0:01	SMRR	0.023	2.235	Oversupply
8/31/2018 13:31	0:01	SMRR	0.029	1.283	Oversupply
8/31/2018 13:31	0:08	SMRR	0.292	0.230	Oversupply
8/31/2018 13:32	0:07	BS250	Data is not available	Data is not available	Oversupply
8/31/2018 13:34	0:01	KWP/II	0.008	18.986	Oversupply
8/31/2018 13:36	0:04	KWP/II	0.090	18.653	Oversupply
8/31/2018 13:39	0:01	SMRR	0.029	0.489	Oversupply
8/31/2018 13:41	0:01	SMRR	0.029	1.261	Oversupply
8/31/2018 13:41	0:01	SMRR	0.029	0.968	Oversupply
8/31/2018 13:42	0:03	BS250	Data is not available	Data is not available	Oversupply
8/31/2018 13:42	0:02	SMRR	0.059	0.732	Oversupply
8/31/2018 13:44	0:01	KWP/II	0.007	18.052	Oversupply
8/31/2018 13:44	0:01	SMRR	0.029	0.202	Oversupply
8/31/2018 13:44	0:01	SMRR	0.023	1.000	Oversupply
8/31/2018 13:49	0:01	SMRR	0.011	1.560	Oversupply
8/31/2018 13:50	0:02	BS250	Data is not available	Data is not available	Oversupply
8/31/2018 13:50	0:02	SMRR	0.022	1.140	Oversupply
8/31/2018 13:51	0:03	KWP/II	0.017	18.892	Oversupply
8/31/2018 13:51	0:01	SMRR	0.011	0.019	Oversupply
8/31/2018 13:52	0:01	SMRR	0.011	0.084	Oversupply
8/31/2018 15:06	0:01	SMRR	0.012	2.225	Oversupply
8/31/2018 15:06	0:01	SMRR	0.012	1.864	Oversupply
8/31/2018 15:07	0:17	SMRR	0.403	1.185	Oversupply
8/31/2018 15:08	0:17	BS250	Data is not available	Data is not available	Oversupply
8/31/2018 15:08	0:17	KWP/II	0.640	20.389	Oversupply
8/31/2018 15:24	0:01	SMRR	0.024	0.149	Oversupply
8/31/2018 15:25	0:01	SMRR	0.023	0.990	Oversupply
8/31/2018 15:50	0:01	SMRR	-0.002	1.401	Oversupply
8/31/2018 23:25	0:01	KWP/II	0.007	18.626	Oversupply
Total Estimated Curtailed MWH			1,182.336		

Notes:

- Curtailment for Kaheawa Wind Power ("KWP"), Makila Hydroelectric ("MH"), AAAAA Rent-A-Space Maui LTD ("5A"), Bioreal Solar, LLC ("BS"), Auwahi Wind Energy ("AWE"), Kaheawa Wind Power II ("KWP/II") Bioreal Solar 250, LLC ("BS250"), Extra Spaces A ("ESA"), Extra Spaces B ("ESB"), and South Maui Renewable Resources ("SMRR") may now be controlled by Maui Electric's Automatic Generation Control System ("AGC") or a Maui Electric operator-entered curtailment limit. The AGC curtailment control automatically calculates the amount of Maximum Allowable Variable Generation ("MAVG") that Maui Electric can accept into the Maui system, based on the system current available variable generation ("CAVG"), regulating reserve down requirement ("RRDR"), and available regulating reserve down ("ARRD"). Thus, the AGC MAVG - calculated is equal to CAVG less (RRDR less ARRD). Additionally, the AGC curtailment control allows the Maui Electric operator to enter an AGC MAVG value. The AGC curtailment control will employ the lesser of the AGC MAVG - calculated and AGC MAVG - entered values in the control logic.
- Curtailment signals sent to 5A, BS, BS250, ESA, ESB, or SMRR during nighttime hours only are not recorded as curtailment events because no energy generation is possible during that time.
- The curtailment reasons have been modified to oversupply, system constraints, and facility requested, to provide continuity with HPUC Docket No. 2013-0141 Decoupling for HECO companies metrics.
- The data to calculate the Estimated Curtailed MWH and Peak MW Curtailed is not provided by 5A, BS, BS 250, ESA, ESB, and MH.
- The ESA and ESB facilities were offline for the entire month of August and, therefore, do not appear in this month's curtailment report.
- The Estimated Curtailed MWH and Peak MW Curtailed are calculated with information provided by AWE, KWP, KWP/II, and SMRR. Maui Electric does not make any representation as to its accuracy.



Lanai Curtailment Report

August 2018

Start Date and Time	Duration	IPP Curtailed	Estimated MWh Curtailed	Peak MW Curtailed	Reasons for Curtailment
8/4/2018 7:07	1:08	LSR	Data is not available	Data is not available	Oversupply
8/17/2018 11:52	0:46	LSR	Data is not available	Data is not available	Oversupply
Notes:					
On June 27, 2012, Maui Electric notified LSR that although LSR has not operated in compliance with the revised ramp rate of 360 kW/minute, Maui Electric would conditionally allow LSR to operate at the allowed capacity of 1.2 MW while the Maui Electric-Lanai Diesel Operator was in the control room.					
LSR possible output data is not available. Therefore, Maui Electric assumes LSR is curtailed if the LSR curtailment set point is less than 1,200 kW and LSR's output is within 50 kW of the curtailment set point.					
The curtailment reasons have been modified to oversupply, system constraints, and facility requested, to provide continuity with HPUC Docket No. 2013-0141 Decoupling for HECO companies metrics.					

Hawai'i Electric Light Company Curtailment Report August 2018

Start Date/Time	MW output prior to start of curtailment	End Date/Time	MW output after curtailment released ¹	IPP	Reason for Curtailment
08/01/18 07:05	19.9 MW	08/01/18 08:28	18.6 MW	Pakini Nui Windfarm	System constraint
08/01/18 11:22	18.6 MW	08/01/18 15:22	18.1 MW	Pakini Nui Windfarm	Facility requested
08/01/18 13:59	14.9 MW	08/01/18 14:30	13.3 MW	Pakini Nui Windfarm	System constraint
08/02/18 09:57	18.6 MW	08/02/18 10:56	18.3 MW	Pakini Nui Windfarm	System constraint
08/02/18 13:38	18.7 MW	08/02/18 14:22	17.3 MW	Pakini Nui Windfarm	System constraint
08/08/18 19:06	19.9 MW	08/09/18 07:10	15.0 MW	Pakini Nui Windfarm	System constraint
08/16/18 08:41	10.9 MW	08/16/18 08:53	9.7 MW	Pakini Nui Windfarm	System constraint
08/18/18 15:00	15.8 MW	08/18/18 17:47	15.0 MW	Pakini Nui Windfarm	System constraint
08/19/18 08:19	17.2 MW	08/19/18 16:31	12.1 MW	Pakini Nui Windfarm	System constraint
08/20/18 08:28	8.6 MW	08/20/18 14:24	5.2 MW	Pakini Nui Windfarm	System constraint
08/22/18 08:59	19.1 MW	08/22/18 13:47	18.9 MW	Pakini Nui Windfarm	Facility requested
08/23/18 07:26	19.8 MW	08/24/18 06:55	19.9 MW	Pakini Nui Windfarm	Facility requested
08/25/18 04:14	19.8 MW	08/25/18 06:26	19.9 MW	Pakini Nui Windfarm	Facility requested
08/31/18 10:31	5.6 MW	08/31/18 11:00	4.7 MW	Pakini Nui Windfarm	System constraint

¹ The MW output values are taken soon after curtailment is released by Hawai'i Electric Light and may not reflect their full output depending on ramp rate for the facility. The wind farms generally return immediately to full available levels, whereas PGV and Wailuku may take longer to return to scheduled or full available output levels.

SERVICE LIST
(Docket No. 2011-0206)

DEAN NISHINA EXECUTIVE DIRECTOR DEPARTMENT OF COMMERCE AND CONSUMER AFFAIRS DIVISION OF CONSUMER ADVOCACY P.O. Box 541 Honolulu, HI 96809	2 Copies Via Hand Delivery
GREGG J. KINKLEY, ESQ. DEPARTMENT OF THE ATTORNEY GENERAL 425 Queen Street Honolulu, Hawaii 96813 Counsel for DBEDT	1 Copy Electronically Transmitted
DANIEL W.S. LAWRENCE, ESQ. DEPARTMENT OF THE CORPORATION COUNSEL CITY AND COUNTY OF HONOLULU 530 S. King Street, Room 110 Honolulu, HI 96813 Counsel for the CITY AND COUNTY OF HONOLULU	1 Copy Electronically Transmitted
JOSEPH K. KAMELAMELA ANGELIC M. HO DEPARTMENT OF THE CORPORATION COUNSEL COUNTY OF HAWAII 101 Aupuni Street, Suite 325 Hilo, HI 96720 Counsel for the COUNTY OF HAWAII	1 Copy Electronically Transmitted
HENRY Q CURTIS VICE PRESIDENT FOR CONSUMER ISSUES LIFE OF THE LAND P.O. Box 37158 Honolulu, HI 96837-0158	1 Copy Electronically Transmitted
MELISSA MIYASHIRO (9360) CHIEF OF STAFF BLUE PLANET FOUNDATION 55 Merchant Street, 17th Floor Honolulu, HI 96813	1 Copy Electronically Transmitted

SERVICE LIST
(Docket No. 2011-0206)

ISAAC MORIWAKE, ESQ.
DAVID HENKIN, ESQ.
EARTHJUSTICE
850 Richards Street, Suite 400
Honolulu, HI 96813-4501
Counsel for HAWAII SOLAR ENERGY ASSOCIATION

1 Copy
Electronically Transmitted

RICK REED
DIRECTOR
HAWAII SOLAR ENERGY ASSOCIATION
761 Ahua Street
Honolulu, HI 96819

1 Copy
Electronically Transmitted

KENT D. MORIHARA, ESQ.
KRIS N. NAKAGAWA, ESQ.
LAUREN M. IMADA-LEE, ESQ.
TANYA M. FERNANDES, ESQ.
MoriHara Lau & Fong LLP
841 Bishop Street, Suite 400
Honolulu, Hawaii 96813
Counsel for KAUAI ISLAND UTILITY COOPERATIVE

1 Copy
Electronically Transmitted

ERIK W. KVAM
CHIEF EXECUTIVE OFFICER
ZERO EMISSIONS LEASING LLC
4188-4 Keanu Street
Honolulu, HI 96816

1 Copy
Electronically Transmitted

SANDRA-ANN Y.H. WONG, ESQ.
ATTORNEY AT LAW, A LAW CORPORATION
1050 Bishop Street, #514
Honolulu, HI 96813
Counsel for TAWHIRI POWER LLC

1 Copy
Electronically Transmitted

RILEY SAITO
73-1294 Awakea Street
Kailua-Kona, HI 96740
For SOLAR ENERGY INDUSTRIES ASSOCIATION

1 Copy
Electronically Transmitted

DEAN T. YAMAMOTO, ESQ.
YAMAMOTO & SETTLE
1100 Alakea Street, Suite 3100
Honolulu, HI 96813
Counsel for CASTLE & COOKE HOMES HAWAII, INC.,
CASTLE & COOKE RESORTS, LLC and
LANAI SUSTAINABILITY RESEARCH, LLC

1 Copy
Electronically Transmitted

SERVICE LIST
(Docket No. 2011-0206)

MICHAEL J. HOPPER, ESQ. DEPUTY CORPORATION COUNSEL DEPARTMENT OF THE CORPORATION COUNSEL COUNTY OF MAUI 200 S. High Street Wailuku, HI 96793 Counsel for the COUNTY OF MAUI	1 Copy Electronically Transmitted
CURTIS SEYMOUR SENIOR MANAGER, GOVERNMENT AFFAIRS SUN EDISON LLC 600 Clipper Drive Belmont, CA 94002	1 Copy Electronically Transmitted
MONA W. CLARK, ESQ. OFFICE OF THE COUNTY ATTORNEY COUNTY OF KAUAI 4444 Rice Street, Suite 200 Lihue, HI 96766-1300	1 Copy Electronically Transmitted
BRADLEY ALBERT PRESIDENT HAWAII PV COALITION P.O. Box 81501 Haiku, HI 96708	1 Copy Electronically Transmitted
HILTON H. UNEMORI ECM, INC. 130 N. Market Street Wailuku, HI 96793-1716 For SOUTH MAUI RENEWABLE RESOURCES, LLC	1 Copy Electronically Transmitted
SKY STANFIELD SHUTE, MIHALY & WEINBERGER LLP 396 Hayes Street San Francisco, CA 94102 For the INTERSTATE RENEWABLE ENERGY COUNCIL	1 Copy Electronically Transmitted
PETE COOPER SOLARCITY CORPORATION REGIONAL DIRECTOR, HAWAII 599 Kahelu Street Mililani, HI 96789	1 Copy Electronically Transmitted

SERVICE LIST
(Docket No. 2011-0206)

ALISON SILVERSTEIN
19213 Luedtke Lane
Pflugerville, TX 78660

1 Copy
Electronically Transmitted

BRENDAN KIRBY
12011 SW Pineapple Court
Palm City, FL 34990

1 Copy
Electronically Transmitted