



January 22, 2019

FILED

2019 JAN 22 P 2:00

PUBLIC UTILITIES
COMMISSION

The Honorable Chair and Members
of the Hawai'i Public Utilities Commission
Kekuanaoa Building, 1st Floor
465 South King Street
Honolulu, Hawai'i 96813

Dear Commissioners:

Subject: Docket No. 2011-0206
Reliability Standards Working Group
Monthly Report

Pursuant to Ordering Paragraph 3 of the Commission's Order No. 30371, filed on May 4, 2012, in the above subject proceeding, enclosed as Exhibit A is the Hawaiian Electric Companies'¹ monthly report for December 2018 on (1) system frequency control performance during month; (2) significant system events during month; and (3) curtailment of non-dispatchable renewable resources.

In addition, an electronic copy of each report is also included with this filing. These files are voluminous, and therefore, the Companies are providing a compact disc ("CD") containing the electronic files to both the Commission and the Consumer Advocate. Copies of the CD will be available to any Party to this proceeding. Interested Parties should email Marisa Chun at marisa.chun@hawaiianelectric.com to request a copy.

If you have any questions on this matter, please contact Marisa Chun at (808) 543-4723.

Sincerely,

Kevin M. Katsura
Director
Regulatory Non-Rate Proceedings

Enclosure

c: Service List

¹ Hawaiian Electric Company, Inc., Hawai'i Electric Light Company, Inc., and Maui Electric Company, Limited are collectively referred to as the "Hawaiian Electric Companies" or "Companies".

The Commission's Order No. 30371 (Docket No 2011-0206 – Relating To Various Matters in RSWG Process), filed May 4, 2012, ordered the following information for each island grid:

- (1) System frequency control performance during month:
 - a) Frequency duration plot based on the highest resolution SCADA data available for the month detailing how many seconds each power system operated at frequencies above 60 hertz and at frequencies below 60 Hz.
 - b) Tabulation of the number, magnitude and duration of frequency excursions (high and low) outside normal frequency control range (59.95 to 60.05 Hz).

The following provides information with respect to items 1a) through 1b) – (all statements are current as of the month ending December 31, 2018):

1a) Frequency duration plot based on the highest resolution SCADA data available for the month detailing how many seconds each power system operated at frequencies above 60 hertz and at frequencies below 60 Hz:

The frequency duration plots for Hawaiian Electric, Maui Electric (Maui Division) and Hawai'i Electric Light based on two-second data are provided in Attachment 1, and the enclosed Excel files. Refer to the electronic files for the individual data points because the information is voluminous and does not translate well to a hard copy.

1b) Tabulation of the number, magnitude and duration of frequency excursions (high and low) outside normal frequency control range (59.95 to 60.05 Hz):

Tabulation of the number, magnitude and duration of frequency excursions outside of the frequency range of 59.95 Hz to 60.05 Hz for Hawaiian Electric, Maui Electric (Maui Division) and Hawai'i Electric Light are provided in Attachment 2, and the enclosed Excel files. Refer to the electronic files for the individual data points because the information is voluminous and does not translate well to a hard copy.

- (2) Significant system events during month:
 - a) Tabulation of contingency reserve activations including date and time, MW magnitude, duration, and triggering event.
 - b) Tabulation of under frequency load shed activations including date and time, triggering frequency, MW magnitude, duration, and triggering event.
 - c) Tabulation of demand response activations for system events, including date and time, MW magnitude, duration, and triggering event, (excluding demand response utilization for unit commitment deferral or system operations economics.)

The following provides information with respect to items 2a) through 2c) – (all statements are current as of the month ending December 31, 2018):

2a) Tabulation of contingency reserve activations including date and time, MW magnitude, duration, and triggering event:

Hawaiian Electric's contingency reserve activations are provided in Attachment 3. Maui Electric and Hawai'i Electric Light do not operate with contingency reserve requirements. Therefore, Attachment 3 is not being provided for this reporting period

2b) Tabulation of under frequency load shed activations including date and time, triggering frequency, MW magnitude, duration, and triggering event:

Hawai'i Electric Light's under frequency load shed activations are provided in Attachment 4. Hawaiian Electric and Maui Electric did not have any under frequency load shed activations for the month of December.

2c) Tabulation of demand response activations for system events, including date and time, MW magnitude, duration, and triggering event, (excluding demand response utilization for unit commitment deferral or system operations economics.)

Hawaiian Electric's demand response activations for system events are provided in Attachment 5. Hawai'i Electric Light currently does not have a demand response program. Maui Electric has implemented the Fast Demand Response pilot program on a limited basis. Hawai'i Electric Light plans to use the findings of Maui Electric's pilot program to help in the evaluation and development of future demand response programs. Maui Electric executes a weekly testing protocol which measures customer participation. This program is not currently used in response to actual system events.

- (3) Curtailment of non-dispatchable renewable resources:
- (a) Tabulation of each curtailment event for each resource including the starting date and time, duration, megawatt hours curtailed, peak MW curtailed, and reason for curtailment.
 - (b) Total MWh of non-dispatchable renewable resources curtailed for the month.

The following provides information with respect to items 3a) through 3b) – (all statements are current as of the month ending December 31, 2018):

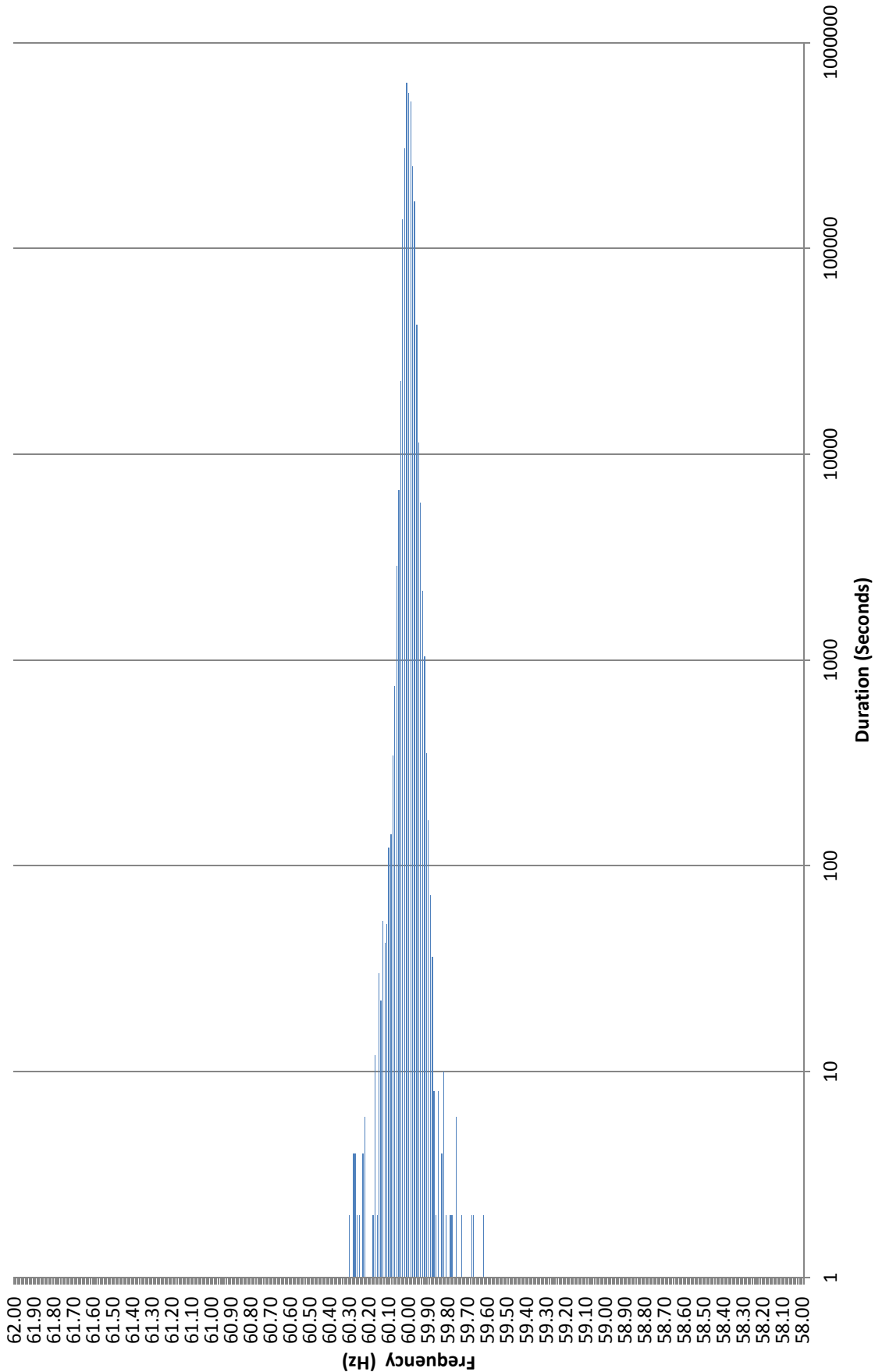
3a) Tabulation of each curtailment event for each resource including the starting date and time, duration, megawatt hours curtailed, peak MW curtailed, and reason for curtailment:

The tabulation of each curtailment event for each resource is provided in Attachment 6.

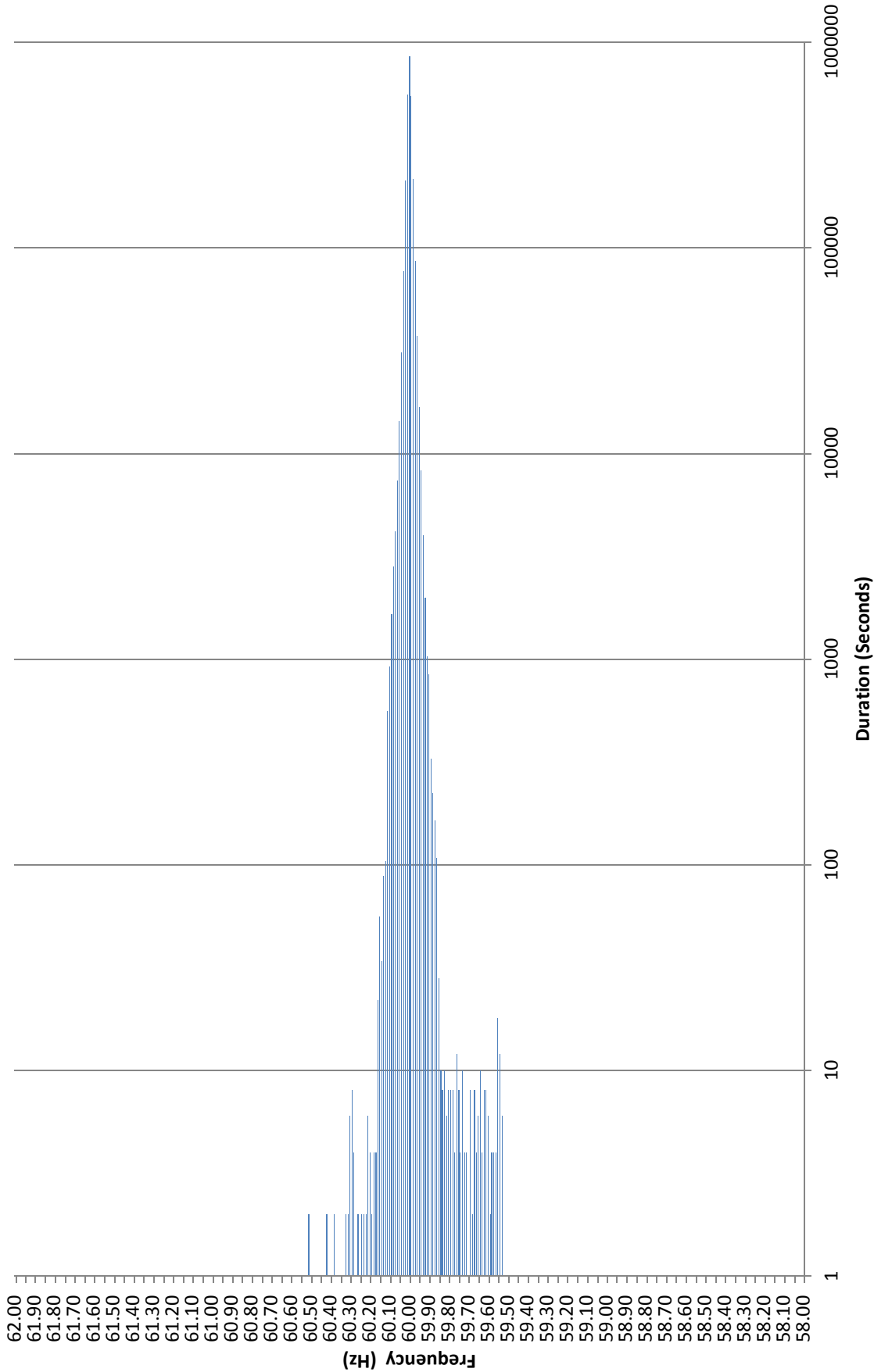
3b) Total MWh of non-dispatchable renewable resources curtailed for the month:

Curtailed MWh from non-dispatchable resources are difficult to determine due to the variability of the resource during curtailment periods. In some cases, the curtailed MWh estimates were provided by the IPPs under curtailment. The Hawaiian Electric Companies do not make any representations as to the accuracy of the curtailed MWh. The estimated MWh of non-dispatchable resources curtailed for the month are provided in Attachment 6, corresponding to each curtailment event.

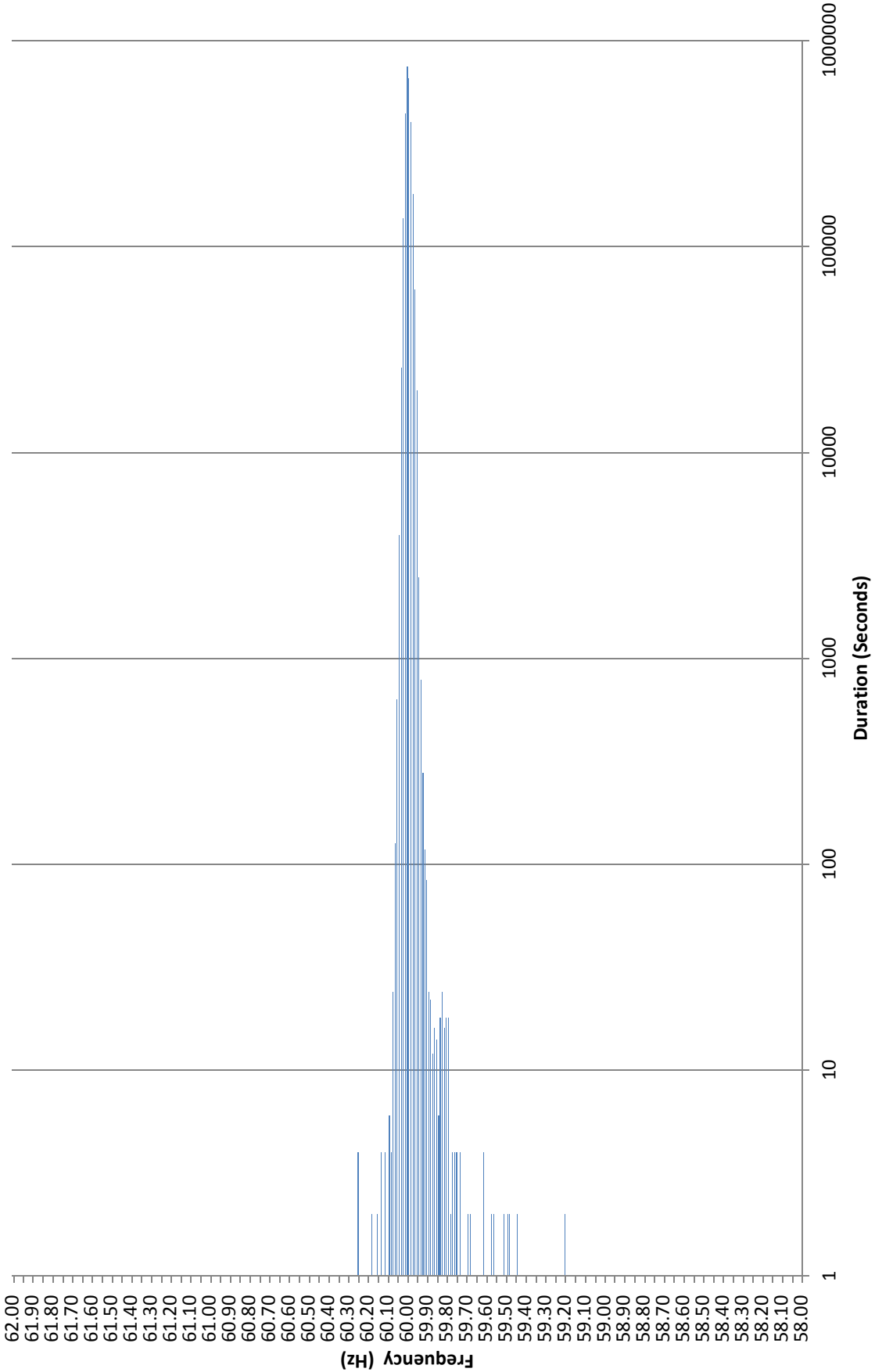
**Frequency Distribution Plot - Hawaiian Electric
December 2018**



Frequency Distribution Plot - Maui Electric December 2018



Frequency Distribution Plot - Hawai'i Electric Light December 2018



Hawaiian Electric Frequency Excursion Statistics December 2018		
Data Rounded to the nearest	<59.95 Hz	>60.05 Hz
Number of Excursions	1049	563
Maximum Duration (sec)	294	254
Maximum Deviation (Hz)	59.617	60.296
Total Duration of Excursions (sec)	13638	6568

Maui Electric Frequency Excursion Statistics December 2018		
	<59.95 Hz	>60.05 Hz
Number of Excursions	3779	2854
Maximum Duration (sec)	296	386
Maximum Deviation (Hz)	59.531	60.506
Total Duration of Excursions (sec)	23990	23576

Hawai'i Electric Light Frequency Excursion Statistics December 2018		
	<59.95 Hz	>60.05 Hz
Number of Excursions	2316	79
Maximum Duration (sec)	194	66
Maximum Deviation (Hz)	59.203	60.253
Total Duration of Excursions (sec)	12616	386

HAWAIIAN ELECTRIC COMPANY, INC.
 DEMAND RESPONSE EVENTS
 December 2018

Event #	Date & Time	Frequency (Hz)			Load Shed (MW)	Duration (HH:MM)	Description
		Prior to Event	Nadir	Trigger			
1	12/11/2018 6:15	59.95	59.67	59.70	NA	0:00	CIP CT1 tripped offline while generating ~31 MW. RDLC activated.

Hawaiian Electric Curtailment Report December 2018

Start Date/Time	Curtailment Set Point	MW output prior to start of curtailment	End Date/Time	MW output after curtailment released	Estimated MWh of curtailed energy during event (1)	IPP	Reason for Curtailment
11/30/18 15:36	23.0	0.00	12/03/18 16:15	0	*	KWF	Facility Requested
12/01/18 05:54	0.0	0.00	12/01/18 06:58	0	*	Waianae	System Constraints
12/01/18 15:36	0.0	23.40	12/01/18 16:00	0	*	Waianae	System Constraints
12/01/18 15:38	0.0	2.60	12/01/18 16:01	0	*	Aloha1	System Constraints
12/03/18 16:15	0.0	11.00	12/03/18 18:05	0	*	KWF	System Constraints
12/03/18 16:16	0.0	14.00	12/03/18 17:13	0	*	Makai	System Constraints
12/03/18 18:05	23.0	0.00	12/03/18 20:24	0	*	KWF	Facility Requested
12/03/18 20:21	0.0	7.00	12/03/18 20:48	0	*	Makai	System Constraints
12/03/18 20:24	0.0	0.00	12/03/18 20:50	0	*	KWF	System Constraints
12/03/18 20:50	23.0	0.00	12/04/18 11:15	0	*	KWF	Facility Requested
12/04/18 11:15	15.0	10.86	12/04/18 13:17	0	*	KWF	Facility Requested
12/07/18 12:40	2.0	1.70	12/07/18 12:59	0	*	KLS2	Facility Requested
12/12/18 06:12	0.0	0.10	12/12/18 06:22	0	*	Aloha1	System Constraints
12/12/18 06:14	0.0	0.00	12/12/18 06:22	0	*	Waianae	System Constraints
12/12/18 22:40	0.0	0.00	12/12/18 23:05	0	*	Waianae	System Constraints
12/12/18 22:41	0.0	0.00	12/12/18 23:03	0	*	Aloha1	System Constraints
12/13/18 06:07	0.0	0.00	12/13/18 06:24	0	*	Waianae	System Constraints
12/13/18 06:08	0.0	0.00	12/13/18 06:25	0	*	Aloha1	System Constraints
12/13/18 16:55	0.0	5.10	12/13/18 17:47	0	*	Waianae	System Constraints
12/13/18 16:58	0.0	0.50	12/13/18 17:49	0	*	Aloha1	System Constraints
12/18/18 04:16	0.0	0.00	12/18/18 05:33	0	*	KWF	System Constraints
12/18/18 04:17	0.0	0.00	12/18/18 05:36	0	*	Makai	System Constraints
12/18/18 06:49	0.0	0.20	12/18/18 07:14	0	*	KWF	System Constraints
12/18/18 06:51	0.0	0.10	12/18/18 07:15	0	*	Makai	System Constraints

Aloha1 = Aloha Solar 1 PV Farm
KLS2 = Kalaeloa Solar 2 PV Farm
KREP = Kalaeloa Renewable Energy Park
KWF = Kahuku Wind Farm
Makai = Kawailoa Makai Wind Farm
Mauka = Kawailoa Mauka Wind Farm
North = Waihonu North PV Farm
South = Waihonu South PV Farm
Waianae = Waianae Solar PV Farm

(1) The estimated MWh of energy curtailed during the event is supplied by Kahuku Wind Farm and/or Kawailoa Wind Farm, and HECO does not make any representations as to its accuracy.

* Data has not been provided by IPP.



Maui Curtailment Report

December 2018

Start Date and Time	Duration	IPP Curtailed	Estimated Curtailed MWH	Peak MW Curtailed	Reasons for Curtailment
12/2/2018 11:29	0:01	SMRR	0.000	2.860	Oversupply
12/2/2018 11:30	0:01	SMRR	0.015	2.137	Oversupply
12/2/2018 11:30	0:01	KS	0.015	2.853	Oversupply
12/2/2018 11:31	0:01	SMRR	0.015	1.383	Oversupply
12/2/2018 11:31	0:01	KS	0.015	2.313	Oversupply
12/2/2018 11:32	0:01	SMRR	0.015	1.045	Oversupply
12/2/2018 11:32	0:01	KS	0.014	1.484	Oversupply
12/2/2018 11:33	0:01	SMRR	0.015	1.229	Oversupply
12/2/2018 11:33	0:01	KS	0.015	0.933	Oversupply
12/2/2018 11:33	0:01	SMRR	0.015	1.423	Oversupply
12/2/2018 11:34	0:01	KS	0.015	1.290	Oversupply
12/2/2018 11:34	0:01	SMRR	0.015	0.839	Oversupply
12/2/2018 11:34	0:01	KS	0.015	1.579	Oversupply
12/2/2018 11:35	0:01	SMRR	0.015	1.144	Oversupply
12/2/2018 11:35	0:01	KS	0.015	0.906	Oversupply
12/2/2018 11:36	0:01	SMRR	0.015	0.993	Oversupply
12/2/2018 11:36	0:01	KS	0.015	1.209	Oversupply
12/2/2018 11:36	0:01	SMRR	0.015	0.447	Oversupply
12/2/2018 11:37	0:01	KS	0.014	1.067	Oversupply
12/2/2018 11:37	0:01	SMRR	0.015	0.449	Oversupply
12/2/2018 11:37	0:01	KS	0.015	0.428	Oversupply
12/2/2018 11:38	0:01	SMRR	0.015	0.493	Oversupply
12/2/2018 11:38	0:01	KS	0.015	0.435	Oversupply
12/2/2018 11:39	0:01	SMRR	0.015	1.127	Oversupply
12/2/2018 11:39	0:01	KS	0.015	0.629	Oversupply
12/2/2018 11:39	0:01	SMRR	0.015	1.334	Oversupply
12/2/2018 11:40	0:01	KS	0.014	1.427	Oversupply
12/2/2018 11:40	0:01	SMRR	0.015	1.758	Oversupply
12/2/2018 11:40	0:01	KS	0.015	1.565	Oversupply
12/2/2018 11:41	0:01	SMRR	0.015	2.606	Oversupply
12/2/2018 11:41	0:01	KS	0.015	1.971	Oversupply
12/2/2018 11:42	0:01	KS	0.015	2.827	Oversupply
12/2/2018 17:25	0:01	AWE	0.002	0.100	Oversupply
12/3/2018 0:03	0:01	AWE	0.002	0.100	Oversupply
12/3/2018 0:53	1:09	KWP/II	4.701	16.066	Oversupply
12/3/2018 10:11	0:01	SMRR	0.005	2.453	Oversupply
12/3/2018 10:11	0:01	SMRR	0.004	1.422	Oversupply
12/3/2018 10:12	0:01	KS	0.003	2.135	Oversupply
12/3/2018 10:12	0:18	SMRR	0.657	0.172	Oversupply
12/3/2018 10:13	0:17	BS250	Data is not available	Data is not available	Oversupply
12/3/2018 10:13	0:17	ESB	Data is not available	Data is not available	Oversupply
12/3/2018 10:13	0:18	KWP/II	1.002	16.124	Oversupply
12/3/2018 10:13	0:01	KS	0.003	1.542	Oversupply
12/3/2018 10:13	0:18	KS	0.604	0.388	Oversupply
12/3/2018 10:30	0:01	SMRR	0.031	0.113	Oversupply
12/3/2018 10:31	0:01	BS250	Data is not available	Data is not available	Oversupply
12/3/2018 10:31	0:01	ESB	Data is not available	Data is not available	Oversupply
12/3/2018 10:31	0:01	KS	0.027	0.126	Oversupply
12/3/2018 10:31	0:01	SMRR	0.031	-0.001	Oversupply
12/3/2018 10:32	0:01	KWP/II	0.004	15.933	Oversupply
12/3/2018 10:32	0:01	KS	0.028	0.121	Oversupply
12/3/2018 10:32	0:01	SMRR	0.030	0.366	Oversupply
12/3/2018 10:32	0:01	KS	0.028	0.004	Oversupply
12/3/2018 10:33	0:01	SMRR	0.031	0.600	Oversupply
12/3/2018 10:33	0:01	KS	0.028	0.413	Oversupply
12/3/2018 10:34	0:01	SMRR	0.031	0.526	Oversupply
12/3/2018 10:34	0:01	KS	0.027	0.602	Oversupply
12/3/2018 10:34	0:01	SMRR	0.031	0.380	Oversupply
12/3/2018 10:35	0:01	KS	0.028	0.516	Oversupply
12/3/2018 10:35	3:52	SMRR	10.530	0.108	Oversupply
12/3/2018 10:35	0:01	KS	0.028	0.596	Oversupply
12/3/2018 10:36	2:06	BS250	Data is not available	Data is not available	Oversupply
12/3/2018 10:36	2:06	ESB	Data is not available	Data is not available	Oversupply
12/3/2018 10:36	3:51	KS	10.244	0.185	Oversupply
12/3/2018 10:37	2:05	KWP/II	23.724	16.051	Oversupply
12/3/2018 11:35	0:01	AWE	0.008	20.100	Oversupply
12/3/2018 11:38	0:04	AWE	0.078	21.000	Oversupply
12/3/2018 11:47	0:01	AWE	0.002	20.800	Oversupply
12/3/2018 11:49	0:01	AWE	0.002	19.600	Oversupply
12/3/2018 11:51	0:02	AWE	0.025	21.000	Oversupply
12/3/2018 11:59	0:03	AWE	0.085	21.000	Oversupply
12/3/2018 12:07	0:10	AWE	0.276	21.000	Oversupply
12/3/2018 12:20	0:18	AWE	1.138	21.000	Oversupply
12/3/2018 12:43	1:45	BS250	Data is not available	Data is not available	Oversupply
12/3/2018 12:43	1:45	ESB	Data is not available	Data is not available	Oversupply
12/3/2018 12:44	1:45	KWP/II	14.558	16.211	Oversupply
12/3/2018 12:54	0:03	AWE	0.046	21.000	Oversupply
12/3/2018 12:58	0:01	AWE	0.004	21.000	Oversupply
12/3/2018 14:27	0:01	SMRR	0.031	0.136	Oversupply
12/3/2018 14:27	0:01	SMRR	0.030	0.039	Oversupply
12/3/2018 14:27	0:01	KS	0.033	0.020	Oversupply
12/3/2018 14:28	0:01	SMRR	0.031	0.259	Oversupply
12/3/2018 14:28	0:01	KS	0.033	0.013	Oversupply



Maui Curtailment Report

December 2018

Start Date and Time	Duration	IPP Curtailed	Estimated Curtailed MWH	Peak MW Curtailed	Reasons for Curtailment
12/3/2018 14:29	0:11	BS250	Data is not available	Data is not available	Oversupply
12/3/2018 14:29	0:11	ESB	Data is not available	Data is not available	Oversupply
12/3/2018 14:29	0:11	SMRR	0.399	0.006	Oversupply
12/3/2018 14:29	0:01	KS	0.033	0.269	Oversupply
12/3/2018 14:30	0:11	KS	0.433	0.074	Oversupply
12/3/2018 14:31	0:09	KWPPII	0.212	16.196	Oversupply
12/3/2018 14:40	0:01	SMRR	0.028	0.620	Oversupply
12/3/2018 14:40	0:01	SMRR	0.028	0.065	Oversupply
12/3/2018 14:40	0:01	KS	0.031	0.480	Oversupply
12/3/2018 14:41	0:02	SMRR	0.085	0.008	Oversupply
12/3/2018 14:41	0:01	KS	0.031	0.120	Oversupply
12/3/2018 14:42	0:01	BS250	Data is not available	Data is not available	Oversupply
12/3/2018 14:42	0:01	ESB	Data is not available	Data is not available	Oversupply
12/3/2018 14:42	0:01	KWPPII	0.008	16.083	Oversupply
12/3/2018 14:42	0:02	KS	0.093	0.009	Oversupply
12/3/2018 14:43	0:01	SMRR	0.028	0.289	Oversupply
12/3/2018 14:44	0:01	SMRR	0.014	0.836	Oversupply
12/3/2018 14:44	0:01	KS	0.019	-0.003	Oversupply
12/3/2018 14:45	0:01	KS	0.012	-0.003	Oversupply
12/3/2018 14:46	0:01	KS	0.012	-0.003	Oversupply
12/3/2018 22:09	1:28	KWPPII	13.344	16.217	Oversupply
12/3/2018 23:11	0:01	AWE	0.008	21.000	Oversupply
12/3/2018 23:13	0:03	AWE	0.037	21.000	Oversupply
12/3/2018 23:20	0:05	AWE	0.024	21.000	Oversupply
12/3/2018 23:26	0:05	AWE	0.059	21.000	Oversupply
12/3/2018 23:32	0:01	AWE	0.002	21.000	Oversupply
12/3/2018 23:39	6:21	KWPPII	85.798	16.217	Oversupply
12/4/2018 0:53	0:52	AWE	2.166	21.000	Oversupply
12/4/2018 1:49	0:13	AWE	0.485	21.000	Oversupply
12/4/2018 2:04	0:15	AWE	0.417	21.000	Oversupply
12/4/2018 2:21	0:01	AWE	0.001	21.000	Oversupply
12/4/2018 2:24	0:14	AWE	0.594	21.000	Oversupply
12/4/2018 2:39	0:04	AWE	0.090	21.000	Oversupply
12/4/2018 2:45	1:53	AWE	7.475	21.000	Oversupply
12/4/2018 4:43	0:02	AWE	0.004	21.000	Oversupply
12/4/2018 4:46	0:03	AWE	0.035	21.000	Oversupply
12/4/2018 8:20	0:01	SMRR	0.003	1.049	Oversupply
12/4/2018 8:20	0:01	SMRR	0.003	1.065	Oversupply
12/4/2018 8:21	0:01	SMRR	0.003	0.502	Oversupply
12/4/2018 8:22	0:01	KS	0.003	0.641	Oversupply
12/4/2018 8:23	0:01	SMRR	0.003	0.424	Oversupply
12/4/2018 8:24	0:01	KS	0.003	0.675	Oversupply
12/4/2018 8:24	0:01	SMRR	0.003	0.684	Oversupply
12/4/2018 8:25	0:01	KS	0.003	0.690	Oversupply
12/4/2018 8:25	0:01	SMRR	0.003	0.390	Oversupply
12/4/2018 8:25	0:01	KS	0.003	0.704	Oversupply
12/4/2018 8:26	0:01	SMRR	0.003	0.604	Oversupply
12/4/2018 8:26	0:01	KS	0.003	0.437	Oversupply
12/4/2018 8:26	0:01	SMRR	0.003	0.365	Oversupply
12/4/2018 8:27	0:01	KS	0.003	0.577	Oversupply
12/4/2018 8:27	0:01	SMRR	0.003	0.555	Oversupply
12/4/2018 8:28	0:01	KS	0.003	0.233	Oversupply
12/4/2018 8:28	0:01	KS	0.003	0.583	Oversupply
12/4/2018 8:29	0:01	SMRR	0.003	1.212	Oversupply
12/4/2018 8:43	0:01	SMRR	0.000	1.444	Oversupply
12/4/2018 8:44	0:01	SMRR	0.005	1.099	Oversupply
12/4/2018 8:45	0:01	KS	0.012	1.010	Oversupply
12/4/2018 8:46	0:01	SMRR	0.017	0.849	Oversupply
12/4/2018 8:46	0:01	KS	0.012	1.022	Oversupply
12/4/2018 8:46	0:01	SMRR	0.017	0.541	Oversupply
12/4/2018 8:47	0:01	BS250	Data is not available	Data is not available	Oversupply
12/4/2018 8:47	0:01	ESB	Data is not available	Data is not available	Oversupply
12/4/2018 8:47	0:01	KS	0.012	1.031	Oversupply
12/4/2018 8:47	0:01	SMRR	0.017	0.086	Oversupply
12/4/2018 8:48	0:04	KS	0.059	0.140	Oversupply
12/4/2018 8:48	0:02	SMRR	0.034	0.027	Oversupply
12/4/2018 8:49	0:02	BS250	Data is not available	Data is not available	Oversupply
12/4/2018 8:49	0:02	ESB	Data is not available	Data is not available	Oversupply
12/4/2018 8:49	0:03	KWPPII	0.007	16.198	Oversupply
12/4/2018 8:49	0:01	SMRR	0.017	0.040	Oversupply
12/4/2018 8:50	0:01	SMRR	0.017	0.051	Oversupply
12/4/2018 8:51	0:01	SMRR	0.017	0.250	Oversupply
12/4/2018 8:51	0:01	KS	0.012	0.061	Oversupply
12/4/2018 8:52	0:01	SMRR	0.017	0.214	Oversupply
12/4/2018 8:52	0:01	KS	0.012	0.145	Oversupply
12/4/2018 8:52	1:13	SMRR	2.258	0.015	Oversupply
12/4/2018 8:53	1:13	BS250	Data is not available	Data is not available	Oversupply
12/4/2018 8:53	1:13	ESB	Data is not available	Data is not available	Oversupply
12/4/2018 8:53	1:14	KS	1.893	0.172	Oversupply
12/4/2018 8:55	1:12	KWPPII	4.701	16.217	Oversupply
12/4/2018 10:06	0:01	SMRR	0.025	0.362	Oversupply
12/4/2018 10:06	0:01	SMRR	0.025	1.005	Oversupply
12/4/2018 10:07	0:01	KS	0.021	0.734	Oversupply



Maui Curtailment Report

December 2018

Start Date and Time	Duration	IPP Curtailed	Estimated Curtailed MWH	Peak MW Curtailed	Reasons for Curtailment
12/4/2018 10:07	0:01	SMRR	0.025	1.194	Oversupply
12/4/2018 10:08	0:01	KS	0.021	1.404	Oversupply
12/4/2018 10:08	0:01	SMRR	0.025	1.046	Oversupply
12/4/2018 10:09	0:01	KS	0.021	1.142	Oversupply
12/4/2018 10:09	0:01	SMRR	0.025	1.230	Oversupply
12/4/2018 10:09	0:01	KS	0.021	1.275	Oversupply
12/4/2018 10:10	0:01	SMRR	0.025	1.133	Oversupply
12/4/2018 10:10	0:01	KS	0.021	1.486	Oversupply
12/4/2018 10:10	0:01	SMRR	0.025	0.155	Oversupply
12/4/2018 10:11	1:31	BS250	Data is not available	Data is not available	Oversupply
12/4/2018 10:11	1:31	ESB	Data is not available	Data is not available	Oversupply
12/4/2018 10:11	0:01	KS	0.021	0.904	Oversupply
12/4/2018 10:11	1:31	SMRR	3.892	0.022	Oversupply
12/4/2018 10:12	1:30	KWP/II	17.602	16.217	Oversupply
12/4/2018 10:12	1:31	KS	3.621	0.026	Oversupply
12/4/2018 10:56	0:42	AWE	4.394	21.000	Oversupply
12/4/2018 11:42	0:01	SMRR	0.035	0.765	Oversupply
12/4/2018 11:42	0:01	KS	0.032	0.233	Oversupply
12/4/2018 11:43	1:34	BS250	Data is not available	Data is not available	Oversupply
12/4/2018 11:43	1:34	ESB	Data is not available	Data is not available	Oversupply
12/4/2018 11:43	1:35	SMRR	4.434	0.285	Oversupply
12/4/2018 11:43	0:01	KS	0.033	0.715	Oversupply
12/4/2018 11:44	1:34	KWP/II	23.131	16.212	Oversupply
12/4/2018 11:44	1:34	KS	4.340	0.034	Oversupply
12/4/2018 11:46	0:02	AWE	0.011	21.000	Oversupply
12/4/2018 11:53	0:02	AWE	0.006	21.000	Oversupply
12/4/2018 11:56	0:31	AWE	1.299	21.000	Oversupply
12/4/2018 12:32	0:09	AWE	0.232	21.000	Oversupply
12/4/2018 12:47	0:08	AWE	0.208	21.000	Oversupply
12/4/2018 12:59	0:02	AWE	0.005	21.000	Oversupply
12/4/2018 13:08	0:05	AWE	0.077	21.000	Oversupply
12/4/2018 13:17	0:01	SMRR	0.035	0.273	Oversupply
12/4/2018 13:18	0:01	KS	0.034	0.066	Oversupply
12/4/2018 13:18	0:01	SMRR	0.034	0.475	Oversupply
12/4/2018 13:19	1:19	BS250	Data is not available	Data is not available	Oversupply
12/4/2018 13:19	1:19	ESB	Data is not available	Data is not available	Oversupply
12/4/2018 13:19	0:01	KS	0.034	0.656	Oversupply
12/4/2018 13:19	1:19	SMRR	3.391	0.342	Oversupply
12/4/2018 13:19	0:01	KS	0.034	0.678	Oversupply
12/4/2018 13:20	1:19	KWP/II	5.165	15.595	Oversupply
12/4/2018 13:20	1:19	KS	3.533	0.351	Oversupply
12/4/2018 14:38	0:01	SMRR	0.029	0.177	Oversupply
12/4/2018 14:38	0:01	SMRR	0.029	0.512	Oversupply
12/4/2018 14:39	0:01	KS	0.032	0.382	Oversupply
12/4/2018 14:39	0:01	SMRR	0.029	0.096	Oversupply
12/4/2018 14:40	0:02	BS250	Data is not available	Data is not available	Oversupply
12/4/2018 14:40	0:02	ESB	Data is not available	Data is not available	Oversupply
12/4/2018 14:40	0:03	KWP/II	0.017	14.461	Oversupply
12/4/2018 14:40	0:01	KS	0.033	0.317	Oversupply
12/4/2018 14:40	0:02	SMRR	0.058	0.001	Oversupply
12/4/2018 14:40	0:02	KS	0.098	0.012	Oversupply
12/4/2018 14:41	0:01	SMRR	0.029	0.034	Oversupply
12/4/2018 14:42	0:01	SMRR	0.029	0.130	Oversupply
12/4/2018 14:43	0:01	BS250	Data is not available	Data is not available	Oversupply
12/4/2018 14:43	0:01	ESB	Data is not available	Data is not available	Oversupply
12/4/2018 14:43	0:01	KS	0.032	0.031	Oversupply
12/4/2018 14:43	0:01	SMRR	0.028	0.094	Oversupply
12/4/2018 14:43	0:01	KS	0.033	0.139	Oversupply
12/4/2018 14:44	0:01	SMRR	0.029	0.133	Oversupply
12/4/2018 14:44	0:01	KS	0.024	0.073	Oversupply
12/4/2018 14:44	0:01	SMRR	0.008	0.079	Oversupply
12/4/2018 14:45	0:01	BS250	Data is not available	Data is not available	Oversupply
12/4/2018 14:45	0:01	ESB	Data is not available	Data is not available	Oversupply
12/4/2018 14:45	0:01	KS	0.012	0.111	Oversupply
12/4/2018 14:45	0:01	SMRR	0.006	0.040	Oversupply
12/4/2018 14:46	0:01	KWP/II	0.001	14.840	Oversupply
12/4/2018 14:46	0:01	KS	0.012	0.030	Oversupply
12/4/2018 14:46	0:01	SMRR	0.006	0.894	Oversupply
12/4/2018 14:46	0:01	KS	0.012	0.006	Oversupply
12/4/2018 14:47	0:01	SMRR	0.006	1.656	Oversupply
12/4/2018 14:47	0:01	KS	0.012	0.654	Oversupply
12/4/2018 14:48	0:01	SMRR	0.006	1.844	Oversupply
12/4/2018 14:48	0:01	SMRR	0.006	1.458	Oversupply
12/4/2018 14:49	0:01	KS	0.012	0.944	Oversupply
12/4/2018 14:49	0:01	SMRR	0.006	1.054	Oversupply
12/4/2018 14:49	0:01	KS	0.012	0.568	Oversupply
12/4/2018 14:50	0:01	SMRR	0.006	1.107	Oversupply
12/4/2018 14:50	0:01	KS	0.012	0.489	Oversupply
12/4/2018 14:51	0:01	KS	0.012	0.685	Oversupply
12/4/2018 21:52	8:05	KWP/II	90.060	16.217	Oversupply
12/4/2018 23:19	0:02	AWE	0.009	21.000	Oversupply
12/4/2018 23:23	0:01	AWE	0.002	21.000	Oversupply
12/5/2018 0:35	3:50	AWE	19.710	21.000	Oversupply



Maui Curtailment Report

December 2018

Start Date and Time	Duration	IPP Curtailed	Estimated Curtailed MWH	Peak MW Curtailed	Reasons for Curtailment
12/5/2018 4:27	0:03	AWE	0.006	21.000	Oversupply
12/5/2018 4:31	0:03	AWE	0.005	21.000	Oversupply
12/5/2018 4:40	0:01	AWE	0.000	21.000	Oversupply
12/5/2018 8:17	0:01	SMRR	0.001	0.984	Oversupply
12/5/2018 8:18	0:01	SMRR	0.001	0.926	Oversupply
12/5/2018 8:18	0:01	SMRR	0.001	0.603	Oversupply
12/5/2018 8:18	0:01	KS	0.002	0.586	Oversupply
12/5/2018 8:19	0:01	KS	0.002	0.604	Oversupply
12/5/2018 8:29	0:01	SMRR	0.000	0.606	Oversupply
12/5/2018 8:30	0:01	SMRR	0.001	1.040	Oversupply
12/5/2018 8:30	0:01	KS	0.001	0.779	Oversupply
12/5/2018 8:31	0:01	KS	0.001	0.790	Oversupply
12/5/2018 10:02	0:01	SMRR	0.003	1.738	Oversupply
12/5/2018 10:02	0:01	KS	0.001	2.035	Oversupply
12/5/2018 10:02	0:01	SMRR	0.003	1.484	Oversupply
12/5/2018 10:03	0:01	KS	0.001	1.555	Oversupply
12/5/2018 10:06	0:01	SMRR	0.003	2.336	Oversupply
12/5/2018 10:07	0:01	KS	0.001	2.074	Oversupply
12/5/2018 10:07	0:01	SMRR	0.003	1.224	Oversupply
12/5/2018 10:08	0:01	KS	0.001	2.052	Oversupply
12/5/2018 10:08	0:01	SMRR	0.003	1.383	Oversupply
12/5/2018 10:08	0:01	KS	0.001	1.542	Oversupply
12/5/2018 10:47	0:01	SMRR	0.026	2.567	Oversupply
12/5/2018 10:47	0:01	KS	0.022	2.432	Oversupply
12/5/2018 10:47	0:01	SMRR	0.026	1.551	Oversupply
12/5/2018 10:48	0:01	KS	0.023	2.228	Oversupply
12/5/2018 10:48	0:20	SMRR	0.720	0.297	Oversupply
12/5/2018 10:49	0:19	BS250	Data is not available	Data is not available	Oversupply
12/5/2018 10:49	0:19	ESB	Data is not available	Data is not available	Oversupply
12/5/2018 10:49	0:20	KWP/II	1.553	15.490	Oversupply
12/5/2018 10:49	0:01	KS	0.022	1.040	Oversupply
12/5/2018 10:50	0:19	KS	0.623	0.025	Oversupply
12/5/2018 11:08	0:01	SMRR	0.030	0.172	Oversupply
12/5/2018 11:09	0:01	KS	0.028	0.040	Oversupply
12/5/2018 11:09	0:01	SMRR	0.030	0.602	Oversupply
12/5/2018 11:09	0:01	KS	0.028	0.555	Oversupply
12/5/2018 11:10	0:01	SMRR	0.029	0.857	Oversupply
12/5/2018 11:10	0:01	KS	0.028	0.806	Oversupply
12/5/2018 11:10	0:01	SMRR	0.031	0.875	Oversupply
12/5/2018 11:11	0:01	KS	0.028	0.831	Oversupply
12/5/2018 11:11	0:01	SMRR	0.030	0.883	Oversupply
12/5/2018 11:12	0:01	KS	0.028	0.835	Oversupply
12/5/2018 11:12	0:01	SMRR	0.030	0.886	Oversupply
12/5/2018 11:13	0:01	KS	0.028	0.844	Oversupply
12/5/2018 13:55	0:01	SMRR	0.004	1.981	Oversupply
12/5/2018 13:56	0:01	KS	0.003	2.352	Oversupply
12/5/2018 13:56	0:01	SMRR	0.004	1.267	Oversupply
12/5/2018 13:57	0:01	KS	0.003	1.408	Oversupply
12/5/2018 13:57	0:01	SMRR	0.004	0.611	Oversupply
12/5/2018 13:57	0:01	KS	0.003	0.662	Oversupply
12/5/2018 13:58	0:01	SMRR	0.004	1.265	Oversupply
12/5/2018 13:58	0:01	KS	0.003	1.151	Oversupply
12/5/2018 13:58	0:01	SMRR	0.004	2.228	Oversupply
12/5/2018 13:59	0:01	KS	0.003	1.692	Oversupply
12/5/2018 13:59	0:01	SMRR	0.003	1.851	Oversupply
12/5/2018 14:00	0:01	KS	0.000	1.934	Oversupply
12/5/2018 14:00	0:01	KS	0.000	1.808	Oversupply
12/6/2018 8:29	0:01	SMRR	0.001	1.199	Oversupply
12/6/2018 8:29	0:01	SMRR	0.011	1.210	Oversupply
12/6/2018 8:30	0:01	KS	0.009	0.764	Oversupply
12/6/2018 8:30	0:01	SMRR	0.015	1.000	Oversupply
12/6/2018 8:30	0:01	KS	0.009	0.773	Oversupply
12/6/2018 8:31	0:02	SMRR	0.029	0.790	Oversupply
12/6/2018 8:31	0:01	KS	0.010	0.785	Oversupply
12/6/2018 8:32	0:01	KS	0.009	0.804	Oversupply
12/6/2018 8:33	0:01	SMRR	0.015	0.215	Oversupply
12/6/2018 8:33	0:01	KS	0.009	0.815	Oversupply
12/6/2018 8:33	2:33	SMRR	5.269	0.019	Oversupply
12/6/2018 8:34	2:33	BS250	Data is not available	Data is not available	Oversupply
12/6/2018 8:34	2:33	ESB	Data is not available	Data is not available	Oversupply
12/6/2018 8:34	0:01	KS	0.009	0.376	Oversupply
12/6/2018 8:34	0:52	KS	1.046	0.010	Oversupply
12/6/2018 8:35	2:32	KWP/II	36.129	19.211	Oversupply
12/6/2018 9:27	1:41	KS	3.483	0.007	Oversupply
12/6/2018 9:34	0:01	AWE	0.009	19.800	Oversupply
12/6/2018 9:36	0:55	AWE	2.360	20.600	Oversupply
12/6/2018 10:32	0:06	AWE	0.084	20.400	Oversupply
12/6/2018 10:39	0:01	AWE	0.010	19.600	Oversupply
12/6/2018 10:41	0:11	AWE	0.115	20.300	Oversupply
12/6/2018 10:53	0:04	AWE	0.046	20.200	Oversupply
12/6/2018 10:58	0:01	AWE	0.002	19.700	Oversupply
12/6/2018 11:07	0:01	SMRR	0.031	0.675	Oversupply
12/6/2018 11:07	0:01	SMRR	0.031	1.360	Oversupply



Maui Curtailment Report

December 2018

Start Date and Time	Duration	IPP Curtailed	Estimated Curtailed MWH	Peak MW Curtailed	Reasons for Curtailment
12/6/2018 11:08	0:01	KS	0.030	0.019	Oversupply
12/6/2018 11:08	0:01	SMRR	0.031	1.756	Oversupply
12/6/2018 11:09	2:11	BS250	Data is not available	Data is not available	Oversupply
12/6/2018 11:09	2:11	ESB	Data is not available	Data is not available	Oversupply
12/6/2018 11:09	2:11	KWPPII	28.787	19.014	Oversupply
12/6/2018 11:09	0:01	KS	0.031	0.953	Oversupply
12/6/2018 11:09	2:11	SMRR	6.118	1.166	Oversupply
12/6/2018 11:09	2:11	KS	5.598	1.143	Oversupply
12/6/2018 12:24	0:03	AWE	0.011	20.600	Oversupply
12/6/2018 12:31	0:01	AWE	0.002	20.400	Oversupply
12/6/2018 12:33	0:26	AWE	0.370	20.300	Oversupply
12/6/2018 13:00	0:14	AWE	0.384	20.000	Oversupply
12/6/2018 13:20	0:01	SMRR	0.034	0.286	Oversupply
12/6/2018 13:20	0:01	SMRR	0.034	0.696	Oversupply
12/6/2018 13:21	0:01	KS	0.024	0.337	Oversupply
12/6/2018 13:21	1:41	SMRR	4.064	0.879	Oversupply
12/6/2018 13:21	0:01	KS	0.024	0.390	Oversupply
12/6/2018 13:22	1:40	BS250	Data is not available	Data is not available	Oversupply
12/6/2018 13:22	1:40	ESB	Data is not available	Data is not available	Oversupply
12/6/2018 13:22	0:23	KWPPII	2.492	18.124	Oversupply
12/6/2018 13:22	1:40	KS	4.235	0.489	Oversupply
12/6/2018 13:46	1:21	KWPPII	8.720	19.203	Oversupply
12/6/2018 15:02	0:01	SMRR	0.015	0.011	Oversupply
12/6/2018 15:02	0:04	KS	0.088	0.016	Oversupply
12/6/2018 15:03	0:03	BS250	Data is not available	Data is not available	Oversupply
12/6/2018 15:03	0:03	ESB	Data is not available	Data is not available	Oversupply
12/6/2018 15:03	0:02	SMRR	0.045	0.017	Oversupply
12/6/2018 15:05	0:01	SMRR	0.015	0.020	Oversupply
12/6/2018 15:06	0:01	SMRR	0.015	0.018	Oversupply
12/6/2018 15:06	0:01	KS	0.018	0.010	Oversupply
12/6/2018 15:06	0:01	SMRR	0.015	0.120	Oversupply
12/6/2018 15:07	0:01	KS	0.018	0.002	Oversupply
12/6/2018 15:07	0:01	SMRR	0.015	0.639	Oversupply
12/6/2018 15:07	0:01	KS	0.018	0.076	Oversupply
12/6/2018 15:08	0:01	KS	0.018	0.203	Oversupply
12/6/2018 21:56	0:15	KWPPII	0.608	19.211	Oversupply
12/6/2018 22:19	0:01	KWPPII	0.007	19.211	Oversupply
12/6/2018 22:21	0:02	KWPPII	0.013	19.211	Oversupply
12/6/2018 22:29	0:51	KWPPII	11.808	19.211	Oversupply
12/6/2018 22:59	0:03	AWE	0.066	19.000	Oversupply
12/6/2018 23:03	0:02	AWE	0.021	20.500	Oversupply
12/6/2018 23:09	0:01	AWE	0.011	17.900	Oversupply
12/6/2018 23:12	0:04	AWE	0.036	17.000	Oversupply
12/6/2018 23:22	0:24	KWPPII	1.529	19.211	Oversupply
12/6/2018 23:56	3:50	KWPPII	43.873	19.211	Oversupply
12/7/2018 0:30	0:03	AWE	0.025	18.000	Oversupply
12/7/2018 2:18	0:04	AWE	0.054	19.900	Oversupply
12/7/2018 3:35	0:07	AWE	0.159	20.000	Oversupply
12/7/2018 3:48	1:35	KWPPII	16.977	19.211	Oversupply
12/7/2018 9:26	0:01	SMRR	0.004	1.165	Oversupply
12/7/2018 9:27	0:01	KS	0.002	1.562	Oversupply
12/7/2018 9:27	0:01	SMRR	0.004	0.596	Oversupply
12/7/2018 9:27	0:01	KS	0.002	1.567	Oversupply
12/7/2018 9:28	0:05	BS250	Data is not available	Data is not available	Oversupply
12/7/2018 9:28	0:05	ESB	Data is not available	Data is not available	Oversupply
12/7/2018 9:28	4:41	SMRR	12.111	0.020	Oversupply
12/7/2018 9:28	0:01	KS	0.002	0.687	Oversupply
12/7/2018 9:29	4:41	KWPPII	80.088	19.211	Oversupply
12/7/2018 9:29	4:41	KS	11.628	0.021	Oversupply
12/7/2018 9:33	0:02	AWE	0.110	18.500	Oversupply
12/7/2018 9:35	4:34	BS250	Data is not available	Data is not available	Oversupply
12/7/2018 9:35	4:34	ESB	Data is not available	Data is not available	Oversupply
12/7/2018 10:36	2:43	AWE	14.812	20.600	Oversupply
12/7/2018 13:23	0:18	AWE	0.420	20.400	Oversupply
12/7/2018 13:42	0:06	AWE	0.079	20.100	Oversupply
12/7/2018 13:49	0:10	AWE	0.214	20.300	Oversupply
12/7/2018 14:01	0:04	AWE	0.026	20.300	Oversupply
12/7/2018 14:09	0:01	SMRR	0.030	0.104	Oversupply
12/7/2018 14:10	0:01	SMRR	0.030	0.923	Oversupply
12/7/2018 14:10	0:01	KS	0.031	0.311	Oversupply
12/7/2018 14:10	0:01	SMRR	0.030	0.877	Oversupply
12/7/2018 14:11	1:09	BS250	Data is not available	Data is not available	Oversupply
12/7/2018 14:11	1:09	ESB	Data is not available	Data is not available	Oversupply
12/7/2018 14:11	0:01	KS	0.031	0.838	Oversupply
12/7/2018 14:11	1:09	SMRR	2.410	0.713	Oversupply
12/7/2018 14:12	1:09	KWPPII	9.192	19.211	Oversupply
12/7/2018 14:12	0:01	KS	0.031	0.865	Oversupply
12/7/2018 14:12	1:09	KS	2.645	0.782	Oversupply
12/7/2018 15:20	0:01	SMRR	0.013	0.204	Oversupply
12/7/2018 15:21	0:01	SMRR	0.013	0.756	Oversupply
12/7/2018 15:21	0:01	KS	0.021	0.179	Oversupply
12/7/2018 15:21	0:01	SMRR	0.013	1.402	Oversupply
12/7/2018 15:22	0:01	KS	0.021	0.163	Oversupply



Maui Curtailment Report

December 2018

Start Date and Time	Duration	IPP Curtailed	Estimated Curtailed MWH	Peak MW Curtailed	Reasons for Curtailment
12/7/2018 15:22	0:01	SMRR	0.013	1.581	Oversupply
12/7/2018 15:24	0:01	SMRR	0.013	0.492	Oversupply
12/7/2018 15:24	0:01	KS	0.021	0.110	Oversupply
12/7/2018 15:24	0:01	SMRR	0.013	0.893	Oversupply
12/7/2018 15:25	0:01	KS	0.021	0.057	Oversupply
12/8/2018 0:14	0:01	KWP/II	0.004	19.211	Oversupply
12/8/2018 1:06	3:10	KWP/II	11.668	19.211	Oversupply
12/8/2018 4:45	0:02	KWP/II	0.005	19.211	Oversupply
12/8/2018 4:48	0:02	KWP/II	0.003	19.211	Oversupply
12/8/2018 4:52	0:02	KWP/II	0.005	19.211	Oversupply
12/8/2018 8:55	0:01	SMRR	0.005	1.228	Oversupply
12/8/2018 8:55	0:01	KS	0.003	0.653	Oversupply
12/8/2018 8:55	0:01	SMRR	0.005	0.714	Oversupply
12/8/2018 8:56	0:01	KS	0.003	0.679	Oversupply
12/8/2018 8:56	0:01	SMRR	0.005	0.185	Oversupply
12/8/2018 8:57	3:46	BS250	Data is not available	Data is not available	Oversupply
12/8/2018 8:57	3:46	ESB	Data is not available	Data is not available	Oversupply
12/8/2018 8:57	0:01	KS	0.003	0.865	Oversupply
12/8/2018 8:57	3:46	SMRR	8.933	0.019	Oversupply
12/8/2018 8:58	3:46	KWP/II	65.347	19.211	Oversupply
12/8/2018 8:58	3:47	KS	8.538	0.452	Oversupply
12/8/2018 9:45	2:32	AWE	17.827	21.000	Oversupply
12/8/2018 12:23	0:17	AWE	0.816	21.000	Oversupply
12/8/2018 12:45	2:54	BS250	Data is not available	Data is not available	Oversupply
12/8/2018 12:45	2:54	ESB	Data is not available	Data is not available	Oversupply
12/8/2018 12:45	2:54	SMRR	6.199	0.174	Oversupply
12/8/2018 12:46	1:58	KWP/II	35.862	19.211	Oversupply
12/8/2018 12:46	2:59	KS	6.853	0.634	Oversupply
12/8/2018 12:51	0:38	AWE	3.185	21.000	Oversupply
12/8/2018 13:43	0:31	AWE	1.485	21.000	Oversupply
12/8/2018 14:19	0:21	AWE	1.001	21.000	Oversupply
12/8/2018 14:45	0:54	KWP/II	7.400	19.211	Oversupply
12/8/2018 15:39	0:01	SMRR	0.022	0.119	Oversupply
12/8/2018 15:40	0:05	BS250	Data is not available	Data is not available	Oversupply
12/8/2018 15:40	0:05	ESB	Data is not available	Data is not available	Oversupply
12/8/2018 15:40	0:01	SMRR	0.021	0.642	Oversupply
12/8/2018 15:40	0:05	SMRR	0.123	0.014	Oversupply
12/8/2018 15:41	0:01	KWP/II	0.003	19.211	Oversupply
12/8/2018 15:43	0:02	KWP/II	0.019	19.211	Oversupply
12/8/2018 15:45	0:01	SMRR	0.004	0.209	Oversupply
12/9/2018 2:10	2:46	KWP/II	16.498	19.211	Oversupply
12/9/2018 8:29	0:01	KS	0.005	0.771	Oversupply
12/9/2018 8:31	0:01	SMRR	0.014	0.817	Oversupply
12/9/2018 8:32	0:02	KS	0.009	0.765	Oversupply
12/9/2018 8:32	0:01	SMRR	0.014	0.707	Oversupply
12/9/2018 8:32	0:01	SMRR	0.014	0.516	Oversupply
12/9/2018 8:33	0:01	KS	0.005	0.668	Oversupply
12/9/2018 8:33	0:01	SMRR	0.014	0.492	Oversupply
12/9/2018 8:34	6:06	BS250	Data is not available	Data is not available	Oversupply
12/9/2018 8:34	6:06	ESB	Data is not available	Data is not available	Oversupply
12/9/2018 8:34	0:01	KS	0.005	0.475	Oversupply
12/9/2018 8:34	6:06	SMRR	13.332	0.112	Oversupply
12/9/2018 8:35	0:01	KS	0.005	0.066	Oversupply
12/9/2018 8:35	6:05	KS	13.766	0.015	Oversupply
12/9/2018 8:36	6:04	KWP/II	105.273	19.211	Oversupply
12/9/2018 10:07	0:02	AWE	0.009	20.600	Oversupply
12/9/2018 10:10	0:05	AWE	0.038	20.600	Oversupply
12/9/2018 10:16	4:15	AWE	37.933	20.800	Oversupply
12/9/2018 14:40	0:01	SMRR	0.028	0.797	Oversupply
12/9/2018 14:40	0:01	KS	0.031	0.247	Oversupply
12/9/2018 14:41	0:01	SMRR	0.028	0.516	Oversupply
12/9/2018 14:41	0:01	KS	0.030	0.432	Oversupply
12/9/2018 14:41	0:36	SMRR	0.840	0.001	Oversupply
12/9/2018 14:42	0:35	BS250	Data is not available	Data is not available	Oversupply
12/9/2018 14:42	0:35	ESB	Data is not available	Data is not available	Oversupply
12/9/2018 14:42	0:36	KWP/II	4.587	19.211	Oversupply
12/9/2018 14:42	0:01	KS	0.032	0.014	Oversupply
12/9/2018 14:43	0:36	KS	1.352	0.012	Oversupply
12/9/2018 15:17	0:01	SMRR	0.007	0.508	Oversupply
12/9/2018 15:18	0:01	SMRR	0.007	1.274	Oversupply
12/9/2018 15:18	0:01	KS	0.011	0.297	Oversupply
12/9/2018 23:18	0:15	KWP/II	1.726	19.211	Oversupply
12/10/2018 0:14	0:36	KWP/II	3.146	19.211	Oversupply
12/10/2018 0:58	4:23	KWP/II	39.461	19.211	Oversupply
12/10/2018 5:25	0:01	KWP/II	0.006	19.211	Oversupply
12/10/2018 5:30	0:03	KWP/II	0.022	19.211	Oversupply
12/10/2018 5:34	0:21	KWP/II	0.881	19.211	Oversupply
12/10/2018 6:22	0:06	KWP/II	0.180	19.211	Oversupply
12/10/2018 8:23	0:01	SMRR	0.007	0.589	Oversupply
12/10/2018 8:23	0:01	SMRR	0.007	0.887	Oversupply
12/10/2018 8:24	0:01	KS	0.003	0.334	Oversupply
12/10/2018 8:24	0:01	SMRR	0.007	0.011	Oversupply
12/10/2018 8:25	0:01	SMRR	0.007	0.060	Oversupply



Maui Curtailment Report

December 2018

Start Date and Time	Duration	IPP Curtailed	Estimated Curtailed MWH	Peak MW Curtailed	Reasons for Curtailment
12/10/2018 8:25	0:02	KS	0.006	0.676	Oversupply
12/10/2018 8:26	0:01	SMRR	0.007	0.194	Oversupply
12/10/2018 8:27	4:42	BS250	Data is not available	Data is not available	Oversupply
12/10/2018 8:27	4:42	ESB	Data is not available	Data is not available	Oversupply
12/10/2018 8:27	4:42	SMRR	10.337	0.010	Oversupply
12/10/2018 8:27	0:01	KS	0.003	0.018	Oversupply
12/10/2018 8:27	4:43	KS	9.716	0.008	Oversupply
12/10/2018 8:28	4:41	KWP/II	50.928	19.211	Oversupply
12/10/2018 11:29	0:01	AWE	0.014	20.800	Oversupply
12/10/2018 11:42	0:22	AWE	0.602	21.000	Oversupply
12/10/2018 12:14	0:01	KWP	0.001	14.110	Oversupply
12/10/2018 12:29	0:33	AWE	3.141	21.000	Oversupply
12/10/2018 13:08	0:01	SMRR	0.035	0.082	Oversupply
12/10/2018 13:09	0:01	SMRR	0.035	0.425	Oversupply
12/10/2018 13:10	0:29	BS250	Data is not available	Data is not available	Oversupply
12/10/2018 13:10	0:29	ESB	Data is not available	Data is not available	Oversupply
12/10/2018 13:10	0:28	SMRR	1.273	0.003	Oversupply
12/10/2018 13:10	0:01	KS	0.036	0.529	Oversupply
12/10/2018 13:11	0:28	KWP/II	8.681	19.211	Oversupply
12/10/2018 13:11	0:29	KS	1.330	0.011	Oversupply
12/10/2018 13:14	0:01	AWE	0.000	20.600	Oversupply
12/10/2018 13:16	0:01	AWE	0.006	20.300	Oversupply
12/10/2018 13:19	0:03	AWE	0.017	20.600	Oversupply
12/10/2018 13:23	0:12	AWE	0.074	20.800	Oversupply
12/10/2018 13:38	0:01	SMRR	0.034	-0.004	Oversupply
12/10/2018 13:39	0:01	SMRR	0.034	-0.004	Oversupply
12/10/2018 13:40	1:13	BS250	Data is not available	Data is not available	Oversupply
12/10/2018 13:40	1:13	ESB	Data is not available	Data is not available	Oversupply
12/10/2018 13:40	0:01	SMRR	0.034	0.002	Oversupply
12/10/2018 13:40	0:01	KS	0.035	0.612	Oversupply
12/10/2018 13:40	1:13	SMRR	2.908	0.224	Oversupply
12/10/2018 13:40	0:01	KS	0.034	0.689	Oversupply
12/10/2018 13:41	1:13	KWP/II	13.151	19.211	Oversupply
12/10/2018 13:41	1:13	KS	3.227	0.688	Oversupply
12/10/2018 14:53	0:01	SMRR	0.026	0.006	Oversupply
12/10/2018 14:54	0:05	BS250	Data is not available	Data is not available	Oversupply
12/10/2018 14:54	0:05	ESB	Data is not available	Data is not available	Oversupply
12/10/2018 14:54	0:05	SMRR	0.187	0.119	Oversupply
12/10/2018 14:54	0:01	KS	0.031	0.266	Oversupply
12/10/2018 14:55	0:05	KS	0.183	0.005	Oversupply
12/10/2018 14:56	0:03	KWP/II	0.066	19.211	Oversupply
12/10/2018 14:59	0:01	SMRR	0.026	-0.003	Oversupply
12/10/2018 15:00	0:01	SMRR	0.020	-0.003	Oversupply
12/10/2018 15:00	0:02	KS	0.056	0.065	Oversupply
12/10/2018 15:01	0:01	SMRR	0.020	0.029	Oversupply
12/10/2018 15:01	0:01	SMRR	0.020	0.332	Oversupply
12/10/2018 15:01	0:01	KS	0.028	0.136	Oversupply
12/10/2018 15:02	0:01	SMRR	0.020	0.680	Oversupply
12/10/2018 15:02	0:01	KS	0.027	0.140	Oversupply
12/10/2018 15:03	0:01	SMRR	0.020	0.453	Oversupply
12/10/2018 15:03	0:01	KS	0.028	0.009	Oversupply
12/10/2018 15:04	0:01	SMRR	0.020	0.857	Oversupply
12/10/2018 15:04	0:01	KS	0.028	0.087	Oversupply
12/10/2018 15:04	0:01	SMRR	0.020	1.060	Oversupply
12/10/2018 15:04	0:01	KS	0.028	0.246	Oversupply
12/10/2018 15:05	0:01	SMRR	0.020	0.969	Oversupply
12/10/2018 15:06	0:04	BS250	Data is not available	Data is not available	Oversupply
12/10/2018 15:06	0:04	ESB	Data is not available	Data is not available	Oversupply
12/10/2018 15:06	0:04	SMRR	0.100	0.020	Oversupply
12/10/2018 15:06	0:01	KS	0.028	0.253	Oversupply
12/10/2018 15:07	0:04	KS	0.140	0.035	Oversupply
12/10/2018 15:08	0:02	KWP/II	0.013	19.211	Oversupply
12/10/2018 15:10	0:01	SMRR	0.020	-0.003	Oversupply
12/10/2018 15:10	0:01	KS	0.028	0.011	Oversupply
12/10/2018 15:11	0:01	SMRR	0.020	-0.003	Oversupply
12/10/2018 15:11	0:01	KS	0.028	0.258	Oversupply
12/10/2018 15:12	0:01	SMRR	0.020	0.081	Oversupply
12/10/2018 15:12	0:01	KS	0.028	0.155	Oversupply
12/10/2018 15:13	0:01	SMRR	0.020	0.197	Oversupply
12/10/2018 15:13	0:01	KS	0.028	0.126	Oversupply
12/10/2018 15:14	0:01	SMRR	0.020	0.666	Oversupply
12/10/2018 15:14	0:01	KS	0.027	0.204	Oversupply
12/10/2018 15:14	0:01	KS	0.011	0.124	Oversupply
12/11/2018 1:16	0:10	KWP/II	0.186	8.732	Oversupply
12/11/2018 1:41	0:01	KWP/II	0.013	8.732	Oversupply
12/11/2018 1:43	0:13	KWP/II	0.359	8.732	Oversupply
12/11/2018 1:57	2:11	KWP/II	13.857	17.714	Oversupply
12/11/2018 4:40	0:17	KWP/II	0.578	8.732	Oversupply
12/11/2018 4:58	0:07	KWP/II	0.134	8.732	Oversupply
12/11/2018 5:31	0:02	KWP/II	0.035	8.732	Oversupply
12/11/2018 7:32	0:45	BS250	Data is not available	Data is not available	Oversupply
12/11/2018 7:32	0:45	ESB	Data is not available	Data is not available	Oversupply
12/11/2018 7:32	0:49	KWP/II	1.772	19.211	Oversupply



Maui Curtailment Report

December 2018

Start Date and Time	Duration	IPP Curtailed	Estimated Curtailed MWH	Peak MW Curtailed	Reasons for Curtailment
12/11/2018 7:32	0:47	SMRR	0.469	0.099	Oversupply
12/11/2018 7:33	0:50	KS	0.228	0.111	Oversupply
12/11/2018 8:18	0:01	BS250	Data is not available	Data is not available	Oversupply
12/11/2018 8:18	0:01	ESB	Data is not available	Data is not available	Oversupply
12/11/2018 8:20	0:04	BS250	Data is not available	Data is not available	Oversupply
12/11/2018 8:20	0:04	ESB	Data is not available	Data is not available	Oversupply
12/11/2018 8:20	0:01	SMRR	0.010	0.012	Oversupply
12/11/2018 8:22	0:01	SMRR	0.010	0.146	Oversupply
12/11/2018 8:22	0:01	KS	0.004	0.641	Oversupply
12/11/2018 8:23	0:02	KS	0.012	0.470	Oversupply
12/11/2018 8:24	0:02	KWP/II	0.013	19.211	Oversupply
12/11/2018 8:24	0:01	SMRR	0.010	0.009	Oversupply
12/11/2018 8:25	0:02	BS250	Data is not available	Data is not available	Oversupply
12/11/2018 8:25	0:02	ESB	Data is not available	Data is not available	Oversupply
12/11/2018 8:25	0:01	SMRR	0.010	0.137	Oversupply
12/11/2018 8:26	0:02	KS	0.008	0.735	Oversupply
12/11/2018 8:27	0:02	KWP/II	0.017	19.211	Oversupply
12/11/2018 8:27	0:04	SMRR	0.050	0.005	Oversupply
12/11/2018 8:28	0:02	BS250	Data is not available	Data is not available	Oversupply
12/11/2018 8:28	0:02	ESB	Data is not available	Data is not available	Oversupply
12/11/2018 8:29	0:01	KS	0.004	0.618	Oversupply
12/11/2018 8:29	0:01	KS	0.003	0.047	Oversupply
12/11/2018 8:30	0:01	KWP/II	0.008	19.211	Oversupply
12/11/2018 8:30	0:01	KS	0.003	0.238	Oversupply
12/11/2018 8:30	0:01	SMRR	0.009	0.762	Oversupply
12/11/2018 8:31	0:01	BS250	Data is not available	Data is not available	Oversupply
12/11/2018 8:31	0:01	ESB	Data is not available	Data is not available	Oversupply
12/11/2018 8:31	0:01	KS	0.003	0.029	Oversupply
12/11/2018 8:31	0:01	SMRR	0.009	0.183	Oversupply
12/11/2018 8:32	0:01	KWP/II	0.013	19.211	Oversupply
12/11/2018 8:32	0:01	SMRR	0.009	0.487	Oversupply
12/11/2018 8:32	0:01	KS	0.003	0.413	Oversupply
12/11/2018 8:33	0:01	BS250	Data is not available	Data is not available	Oversupply
12/11/2018 8:33	0:01	ESB	Data is not available	Data is not available	Oversupply
12/11/2018 8:33	0:01	SMRR	0.009	0.647	Oversupply
12/11/2018 8:33	0:01	SMRR	0.009	0.474	Oversupply
12/11/2018 8:34	0:01	KS	0.003	0.405	Oversupply
12/11/2018 8:34	0:01	SMRR	0.009	0.439	Oversupply
12/11/2018 8:35	0:01	KS	0.003	0.594	Oversupply
12/11/2018 8:35	0:01	SMRR	0.009	0.172	Oversupply
12/11/2018 8:35	0:01	KS	0.003	0.021	Oversupply
12/11/2018 8:36	0:01	BS250	Data is not available	Data is not available	Oversupply
12/11/2018 8:36	0:01	ESB	Data is not available	Data is not available	Oversupply
12/11/2018 8:36	0:01	SMRR	0.009	0.448	Oversupply
12/11/2018 8:36	0:01	KS	0.003	0.392	Oversupply
12/11/2018 8:37	0:01	SMRR	0.009	0.138	Oversupply
12/11/2018 8:37	0:01	KS	0.003	0.146	Oversupply
12/11/2018 8:37	0:01	SMRR	0.009	0.573	Oversupply
12/11/2018 8:38	0:01	KS	0.003	0.502	Oversupply
12/11/2018 8:38	0:01	SMRR	0.009	0.962	Oversupply
12/11/2018 8:38	0:01	KS	0.003	0.517	Oversupply
12/11/2018 8:39	0:01	KS	0.003	0.615	Oversupply
12/11/2018 8:40	0:01	BS250	Data is not available	Data is not available	Oversupply
12/11/2018 8:40	0:01	ESB	Data is not available	Data is not available	Oversupply
12/11/2018 8:40	0:02	SMRR	0.018	1.211	Oversupply
12/11/2018 8:41	0:01	KWP/II	0.004	19.211	Oversupply
12/11/2018 8:41	0:02	KS	0.006	0.466	Oversupply
12/11/2018 8:41	0:01	SMRR	0.009	0.255	Oversupply
12/11/2018 8:42	0:01	SMRR	0.009	0.720	Oversupply
12/11/2018 8:42	0:01	KS	0.003	0.422	Oversupply
12/11/2018 8:43	0:01	SMRR	0.009	0.413	Oversupply
12/11/2018 8:43	0:01	KS	0.003	0.368	Oversupply
12/11/2018 8:45	0:01	SMRR	0.015	1.324	Oversupply
12/11/2018 8:46	0:01	SMRR	0.015	1.357	Oversupply
12/11/2018 8:46	0:01	SMRR	0.015	0.555	Oversupply
12/11/2018 8:47	0:01	KS	0.006	0.455	Oversupply
12/11/2018 8:47	0:01	SMRR	0.015	0.011	Oversupply
12/11/2018 8:48	0:01	KS	0.006	0.311	Oversupply
12/11/2018 8:48	0:01	SMRR	0.015	0.216	Oversupply
12/11/2018 8:48	0:01	KS	0.006	0.475	Oversupply
12/11/2018 8:49	6:14	BS250	Data is not available	Data is not available	Oversupply
12/11/2018 8:49	6:14	ESB	Data is not available	Data is not available	Oversupply
12/11/2018 8:49	0:01	SMRR	0.015	0.511	Oversupply
12/11/2018 8:49	0:01	KS	0.005	0.140	Oversupply
12/11/2018 8:50	6:14	SMRR	15.009	0.018	Oversupply
12/11/2018 8:50	0:01	KS	0.006	0.053	Oversupply
12/11/2018 8:51	6:13	KWP/II	78.338	19.211	Oversupply
12/11/2018 8:51	6:14	KS	12.331	0.017	Oversupply
12/11/2018 11:34	0:03	AWE	0.032	20.700	Oversupply
12/11/2018 11:39	0:12	AWE	0.114	20.800	Oversupply
12/11/2018 11:52	1:19	AWE	3.407	21.000	Oversupply
12/11/2018 13:14	0:09	AWE	0.132	21.000	Oversupply
12/11/2018 15:04	0:01	SMRR	0.010	0.728	Oversupply



Maui Curtailment Report

December 2018

Start Date and Time	Duration	IPP Curtailed	Estimated Curtailed MWH	Peak MW Curtailed	Reasons for Curtailment
12/11/2018 15:04	0:01	SMRR	0.010	1.201	Oversupply
12/11/2018 15:05	0:01	KS	0.017	0.252	Oversupply
12/11/2018 15:05	0:01	SMRR	0.010	1.602	Oversupply
12/11/2018 15:05	0:01	KS	0.017	0.337	Oversupply
12/11/2018 15:06	0:01	SMRR	0.010	1.646	Oversupply
12/11/2018 15:07	0:01	SMRR	0.010	1.561	Oversupply
12/11/2018 15:07	0:01	KS	0.017	0.347	Oversupply
12/11/2018 15:07	0:01	SMRR	0.010	1.636	Oversupply
12/11/2018 15:08	0:01	KS	0.017	0.345	Oversupply
12/11/2018 23:32	4:11	KWP/II	54.495	19.211	Oversupply
12/12/2018 2:08	1:03	AWE	0.812	21.000	Oversupply
12/12/2018 3:12	0:06	AWE	0.080	21.000	Oversupply
12/12/2018 3:24	0:02	AWE	0.008	20.000	Oversupply
12/12/2018 3:27	0:01	KWP	0.001	20.070	Facility requested
12/12/2018 3:28	0:07	AWE	0.113	21.000	Oversupply
12/12/2018 3:44	2:23	KWP/II	30.132	19.211	Oversupply
12/12/2018 4:02	0:03	AWE	0.028	20.500	Oversupply
12/12/2018 4:07	0:06	AWE	0.048	21.000	Oversupply
12/12/2018 8:32	0:01	SMRR	0.011	1.160	Oversupply
12/12/2018 8:33	0:01	KS	0.007	0.735	Oversupply
12/12/2018 8:33	0:01	SMRR	0.011	0.935	Oversupply
12/12/2018 8:34	0:01	SMRR	0.011	0.747	Oversupply
12/12/2018 8:34	0:01	KS	0.007	0.780	Oversupply
12/12/2018 8:34	0:01	SMRR	0.011	0.557	Oversupply
12/12/2018 8:35	0:01	KS	0.007	0.797	Oversupply
12/12/2018 8:35	0:01	SMRR	0.011	0.407	Oversupply
12/12/2018 8:36	0:01	KS	0.007	0.812	Oversupply
12/12/2018 8:36	0:01	SMRR	0.011	0.139	Oversupply
12/12/2018 8:37	0:01	KS	0.007	0.336	Oversupply
12/12/2018 8:37	6:21	BS250	Data is not available	Data is not available	Oversupply
12/12/2018 8:37	6:21	ESB	Data is not available	Data is not available	Oversupply
12/12/2018 8:37	0:01	SMRR	0.011	0.052	Oversupply
12/12/2018 8:37	0:02	KS	0.014	0.003	Oversupply
12/12/2018 8:37	0:01	SMRR	0.011	0.007	Oversupply
12/12/2018 8:38	0:41	SMRR	0.968	0.014	Oversupply
12/12/2018 8:39	0:41	KS	0.703	-0.002	Oversupply
12/12/2018 8:40	5:19	KWP/II	80.791	19.211	Oversupply
12/12/2018 9:19	4:41	SMRR	12.057	0.002	Oversupply
12/12/2018 9:20	5:38	KS	12.767	0.027	Oversupply
12/12/2018 10:16	0:02	AWE	0.041	21.000	Oversupply
12/12/2018 10:19	3:27	AWE	30.407	21.000	Oversupply
12/12/2018 13:47	0:01	AWE	0.006	21.000	Oversupply
12/12/2018 13:49	0:02	AWE	0.013	21.000	Oversupply
12/12/2018 14:00	0:57	KWP/II	9.509	19.211	Oversupply
12/12/2018 14:00	0:01	SMRR	0.032	0.049	Oversupply
12/12/2018 14:01	0:56	SMRR	2.175	0.017	Oversupply
12/12/2018 14:57	0:01	SMRR	0.026	0.241	Oversupply
12/12/2018 14:58	0:01	KS	0.015	0.053	Oversupply
12/12/2018 14:58	0:01	SMRR	0.026	0.728	Oversupply
12/12/2018 14:59	0:01	KS	0.015	0.063	Oversupply
12/12/2018 14:59	0:01	SMRR	0.020	0.701	Oversupply
12/12/2018 15:00	0:01	KS	0.005	0.083	Oversupply
12/12/2018 15:00	0:01	SMRR	0.001	1.156	Oversupply
12/12/2018 15:00	0:01	KS	0.005	0.191	Oversupply
12/12/2018 15:00	0:01	SMRR	0.001	1.614	Oversupply
12/12/2018 15:01	0:01	KS	0.005	0.225	Oversupply
12/13/2018 0:42	2:55	KWP/II	18.044	17.714	Oversupply
12/13/2018 3:59	0:01	KWP/II	0.011	17.714	Oversupply
12/13/2018 4:03	0:01	KWP/II	0.014	17.714	Oversupply
12/13/2018 4:07	0:45	KWP/II	4.393	17.714	Oversupply
12/13/2018 8:16	0:01	SMRR	0.012	0.778	Oversupply
12/13/2018 8:17	0:23	BS250	Data is not available	Data is not available	Oversupply
12/13/2018 8:17	0:23	ESB	Data is not available	Data is not available	Oversupply
12/13/2018 8:17	0:01	SMRR	0.012	0.428	Oversupply
12/13/2018 8:17	0:01	KS	0.008	0.508	Oversupply
12/13/2018 8:18	0:25	KWP/II	1.866	17.714	Oversupply
12/13/2018 8:18	0:22	SMRR	0.399	0.011	Oversupply
12/13/2018 8:18	0:01	KS	0.008	0.520	Oversupply
12/13/2018 8:19	0:23	KS	0.320	0.531	Oversupply
12/13/2018 8:40	0:01	SMRR	0.016	0.009	Oversupply
12/13/2018 8:40	0:02	SMRR	0.048	0.044	Oversupply
12/13/2018 8:41	0:18	BS250	Data is not available	Data is not available	Oversupply
12/13/2018 8:41	0:18	ESB	Data is not available	Data is not available	Oversupply
12/13/2018 8:42	0:02	KS	0.040	0.023	Oversupply
12/13/2018 8:43	0:01	SMRR	0.016	0.146	Oversupply
12/13/2018 8:44	0:15	SMRR	0.381	0.007	Oversupply
12/13/2018 8:44	0:01	KS	0.013	0.081	Oversupply
12/13/2018 8:45	0:14	KWP/II	0.493	17.714	Oversupply
12/13/2018 8:45	0:15	KS	0.342	0.008	Oversupply
12/13/2018 8:59	0:01	SMRR	0.018	0.005	Oversupply
12/13/2018 9:00	0:01	SMRR	0.004	0.765	Oversupply
12/13/2018 9:00	0:01	KS	0.007	0.107	Oversupply
12/13/2018 9:01	0:01	KS	0.007	0.223	Oversupply



Maui Curtailment Report

December 2018

Start Date and Time	Duration	IPP Curtailed	Estimated Curtailed MWH	Peak MW Curtailed	Reasons for Curtailment
12/13/2018 9:54	0:01	SMRR	0.001	2.074	Oversupply
12/13/2018 9:55	0:01	KS	0.001	2.062	Oversupply
12/13/2018 11:01	0:01	SMRR	0.017	0.696	Oversupply
12/13/2018 11:02	0:01	SMRR	0.018	1.439	Oversupply
12/13/2018 11:02	0:01	KS	0.018	2.748	Oversupply
12/13/2018 11:03	0:01	SMRR	0.018	0.923	Oversupply
12/13/2018 11:03	0:01	KS	0.018	1.987	Oversupply
12/13/2018 11:03	0:01	SMRR	0.018	1.521	Oversupply
12/13/2018 11:04	0:01	KS	0.018	1.622	Oversupply
12/13/2018 11:04	0:01	SMRR	0.017	1.976	Oversupply
12/13/2018 11:04	0:01	KS	0.019	1.445	Oversupply
12/13/2018 11:05	0:01	SMRR	0.018	1.731	Oversupply
12/13/2018 11:05	0:01	KS	0.018	1.971	Oversupply
12/13/2018 11:06	0:01	SMRR	0.018	1.464	Oversupply
12/13/2018 11:06	0:01	KS	0.018	1.830	Oversupply
12/13/2018 11:06	0:01	SMRR	0.018	1.007	Oversupply
12/13/2018 11:07	0:01	KS	0.018	1.528	Oversupply
12/13/2018 11:07	0:01	SMRR	0.018	0.793	Oversupply
12/13/2018 11:07	0:01	KS	0.018	0.919	Oversupply
12/13/2018 11:08	0:01	SMRR	0.017	1.122	Oversupply
12/13/2018 11:08	0:01	KS	0.018	1.643	Oversupply
12/13/2018 11:09	0:01	SMRR	0.018	0.527	Oversupply
12/13/2018 11:09	0:01	KS	0.018	1.044	Oversupply
12/13/2018 11:09	0:01	SMRR	0.018	0.307	Oversupply
12/13/2018 11:10	0:01	BS250	Data is not available	Data is not available	Oversupply
12/13/2018 11:10	0:01	ESB	Data is not available	Data is not available	Oversupply
12/13/2018 11:10	0:01	KS	0.018	0.320	Oversupply
12/13/2018 11:10	0:01	SMRR	0.018	0.051	Oversupply
12/13/2018 11:10	0:01	KS	0.018	0.286	Oversupply
12/13/2018 11:11	0:01	SMRR	0.017	0.020	Oversupply
12/13/2018 11:11	0:01	KS	0.018	0.077	Oversupply
12/13/2018 11:12	0:09	BS250	Data is not available	Data is not available	Oversupply
12/13/2018 11:12	0:09	ESB	Data is not available	Data is not available	Oversupply
12/13/2018 11:12	0:09	SMRR	0.287	0.019	Oversupply
12/13/2018 11:12	0:01	KS	0.018	0.056	Oversupply
12/13/2018 11:13	0:09	KS	0.323	0.039	Oversupply
12/13/2018 11:14	0:08	KVPII	0.242	17.714	Oversupply
12/13/2018 11:21	0:01	SMRR	0.027	0.106	Oversupply
12/13/2018 11:22	0:01	SMRR	0.027	0.724	Oversupply
12/13/2018 11:22	0:01	KS	0.029	0.112	Oversupply
12/13/2018 11:22	0:01	SMRR	0.028	1.107	Oversupply
12/13/2018 11:23	0:01	KS	0.029	0.697	Oversupply
12/13/2018 11:23	0:01	SMRR	0.027	1.479	Oversupply
12/13/2018 11:23	0:01	KS	0.029	0.930	Oversupply
12/13/2018 11:24	0:01	SMRR	0.027	1.647	Oversupply
12/13/2018 11:24	0:01	KS	0.029	1.013	Oversupply
12/13/2018 11:25	0:01	SMRR	0.027	1.977	Oversupply
12/13/2018 11:25	0:01	KS	0.029	1.162	Oversupply
12/13/2018 11:25	0:01	SMRR	0.027	1.977	Oversupply
12/13/2018 11:26	0:01	KS	0.029	1.370	Oversupply
12/13/2018 11:26	0:01	SMRR	0.027	1.586	Oversupply
12/13/2018 11:26	0:01	KS	0.029	1.748	Oversupply
12/13/2018 11:27	0:01	SMRR	0.027	1.465	Oversupply
12/13/2018 11:27	0:01	KS	0.029	1.468	Oversupply
12/13/2018 11:28	0:01	SMRR	0.027	0.912	Oversupply
12/13/2018 11:28	0:01	KS	0.029	1.482	Oversupply
12/13/2018 11:29	0:01	SMRR	0.027	1.125	Oversupply
12/13/2018 11:29	0:01	KS	0.028	0.848	Oversupply
12/13/2018 11:30	0:01	KS	0.012	1.190	Oversupply
12/13/2018 11:30	0:01	KS	0.012	1.817	Oversupply
12/13/2018 11:33	0:01	SMRR	0.013	0.835	Oversupply
12/13/2018 11:34	0:01	SMRR	0.013	0.764	Oversupply
12/13/2018 11:34	0:01	KS	0.012	2.043	Oversupply
12/13/2018 11:35	0:01	SMRR	0.013	0.873	Oversupply
12/13/2018 11:35	0:01	KS	0.012	1.222	Oversupply
12/13/2018 11:35	0:01	SMRR	0.013	0.657	Oversupply
12/13/2018 11:36	0:01	KS	0.012	1.446	Oversupply
12/13/2018 11:36	0:01	SMRR	0.013	0.829	Oversupply
12/13/2018 11:36	0:01	KS	0.012	0.627	Oversupply
12/13/2018 11:37	0:01	SMRR	0.013	1.173	Oversupply
12/13/2018 11:37	0:01	KS	0.012	0.759	Oversupply
12/13/2018 11:38	0:01	SMRR	0.013	1.446	Oversupply
12/13/2018 11:38	0:01	KS	0.012	1.317	Oversupply
12/13/2018 11:38	0:01	SMRR	0.013	1.805	Oversupply
12/13/2018 11:39	0:01	KS	0.012	1.446	Oversupply
12/13/2018 11:39	0:01	SMRR	0.013	2.340	Oversupply
12/13/2018 11:39	0:01	KS	0.012	1.853	Oversupply
12/13/2018 11:40	0:01	KS	0.012	2.323	Oversupply
12/13/2018 11:41	0:01	SMRR	0.013	2.688	Oversupply
12/13/2018 11:42	0:01	SMRR	0.013	2.333	Oversupply
12/13/2018 11:42	0:01	KS	0.012	2.578	Oversupply
12/13/2018 11:42	0:01	SMRR	0.013	1.983	Oversupply
12/13/2018 11:43	0:01	KS	0.012	2.300	Oversupply



Maui Curtailment Report

December 2018

Start Date and Time	Duration	IPP Curtailed	Estimated Curtailed MWH	Peak MW Curtailed	Reasons for Curtailment
12/13/2018 11:43	0:01	SMRR	0.013	1.780	Oversupply
12/13/2018 11:43	0:01	KS	0.012	1.965	Oversupply
12/13/2018 11:44	0:01	SMRR	0.012	1.934	Oversupply
12/13/2018 11:44	0:01	KS	0.009	1.693	Oversupply
12/13/2018 11:45	0:01	SMRR	0.009	2.211	Oversupply
12/13/2018 11:45	0:01	KS	0.003	2.302	Oversupply
12/13/2018 11:45	0:01	SMRR	0.009	2.318	Oversupply
12/13/2018 11:46	0:01	KS	0.003	2.221	Oversupply
12/13/2018 11:46	0:01	SMRR	0.009	2.441	Oversupply
12/13/2018 11:46	0:01	KS	0.003	2.348	Oversupply
12/13/2018 11:47	0:01	KS	0.003	2.409	Oversupply
12/13/2018 11:55	0:01	SMRR	0.009	2.207	Oversupply
12/13/2018 11:56	0:01	KS	0.003	2.934	Oversupply
12/13/2018 11:57	0:01	SMRR	0.009	2.600	Oversupply
12/13/2018 11:58	0:01	SMRR	0.009	1.914	Oversupply
12/13/2018 11:58	0:01	KS	0.003	2.759	Oversupply
12/13/2018 11:58	0:01	SMRR	0.009	1.227	Oversupply
12/13/2018 11:59	0:01	KS	0.003	1.979	Oversupply
12/13/2018 11:59	0:01	SMRR	0.021	1.024	Oversupply
12/13/2018 11:59	0:01	KS	0.026	1.194	Oversupply
12/13/2018 12:00	0:01	SMRR	0.029	0.252	Oversupply
12/13/2018 12:00	0:01	KS	0.035	1.065	Oversupply
12/13/2018 12:01	2:53	BS250	Data is not available	Data is not available	Oversupply
12/13/2018 12:01	2:53	ESB	Data is not available	Data is not available	Oversupply
12/13/2018 12:01	0:01	SMRR	0.029	0.069	Oversupply
12/13/2018 12:01	0:01	KS	0.035	0.346	Oversupply
12/13/2018 12:01	3:25	SMRR	8.236	0.004	Oversupply
12/13/2018 12:02	1:12	KWP/II	13.153	17.714	Oversupply
12/13/2018 12:02	0:01	KS	0.034	0.040	Oversupply
12/13/2018 12:02	1:13	KS	3.443	0.026	Oversupply
12/13/2018 13:02	0:07	AWE	0.546	19.400	Oversupply
12/13/2018 13:15	2:11	KWP/II	29.399	17.714	Oversupply
12/13/2018 13:15	0:01	KS	0.037	0.304	Oversupply
12/13/2018 13:16	1:39	KS	4.532	0.009	Oversupply
12/13/2018 13:17	0:01	AWE	0.000	14.700	Oversupply
12/13/2018 13:20	0:17	AWE	1.307	17.300	Oversupply
12/13/2018 13:38	0:38	AWE	2.923	20.500	Oversupply
12/13/2018 14:18	0:04	AWE	0.055	20.400	Oversupply
12/13/2018 14:27	0:01	AWE	0.017	18.400	Oversupply
12/13/2018 14:43	0:07	AWE	0.090	20.400	Oversupply
12/13/2018 14:55	0:31	BS250	Data is not available	Data is not available	Oversupply
12/13/2018 14:55	0:31	ESB	Data is not available	Data is not available	Oversupply
12/13/2018 14:55	0:01	KS	0.031	0.056	Oversupply
12/13/2018 14:56	0:31	KS	1.192	0.017	Oversupply
12/13/2018 15:26	0:01	SMRR	0.022	0.381	Oversupply
12/13/2018 15:27	0:01	SMRR	0.022	0.841	Oversupply
12/13/2018 15:28	0:01	KS	0.027	0.111	Oversupply
12/13/2018 22:31	0:01	KWP/II	0.002	16.217	Oversupply
12/14/2018 0:05	0:36	KWP/II	5.407	16.217	Oversupply
12/14/2018 1:20	0:01	KWP/II	0.014	8.732	Oversupply
12/14/2018 1:24	1:12	KWP/II	14.953	14.720	Oversupply
12/14/2018 1:39	0:50	AWE	2.488	21.000	Oversupply
12/14/2018 2:38	0:33	KWP/II	3.944	13.223	Oversupply
12/14/2018 3:16	2:19	KWP/II	13.081	14.720	Oversupply
12/14/2018 8:31	0:01	SMRR	0.010	1.114	Oversupply
12/14/2018 8:32	0:02	KS	0.012	0.752	Oversupply
12/14/2018 8:32	0:01	SMRR	0.010	0.885	Oversupply
12/14/2018 8:33	0:01	SMRR	0.010	0.556	Oversupply
12/14/2018 8:34	0:01	KS	0.006	0.775	Oversupply
12/14/2018 8:34	0:01	SMRR	0.010	0.514	Oversupply
12/14/2018 8:35	0:01	KS	0.006	0.543	Oversupply
12/14/2018 8:35	0:01	SMRR	0.010	0.174	Oversupply
12/14/2018 8:35	0:01	KS	0.006	0.394	Oversupply
12/14/2018 8:35	0:01	SMRR	0.010	0.084	Oversupply
12/14/2018 8:36	0:01	KS	0.006	0.176	Oversupply
12/14/2018 8:36	0:01	SMRR	0.011	0.014	Oversupply
12/14/2018 8:37	0:01	KS	0.006	0.100	Oversupply
12/14/2018 8:37	0:01	SMRR	0.011	0.595	Oversupply
12/14/2018 8:38	0:01	KS	0.006	0.069	Oversupply
12/14/2018 8:38	0:01	SMRR	0.010	0.689	Oversupply
12/14/2018 8:38	0:02	KS	0.012	0.728	Oversupply
12/14/2018 8:39	0:01	SMRR	0.010	0.352	Oversupply
12/14/2018 8:39	0:01	SMRR	0.010	0.438	Oversupply
12/14/2018 8:40	0:01	KS	0.006	0.396	Oversupply
12/14/2018 8:40	0:01	SMRR	0.010	0.204	Oversupply
12/14/2018 8:41	0:01	KS	0.006	0.327	Oversupply
12/14/2018 8:41	0:01	SMRR	0.010	0.129	Oversupply
12/14/2018 8:41	0:01	KS	0.006	0.108	Oversupply
12/14/2018 8:42	0:01	SMRR	0.010	0.110	Oversupply
12/14/2018 8:42	0:01	KS	0.006	0.122	Oversupply
12/14/2018 8:42	0:05	SMRR	0.105	0.084	Oversupply
12/14/2018 8:43	5:48	BS250	Data is not available	Data is not available	Oversupply
12/14/2018 8:43	5:48	ESB	Data is not available	Data is not available	Oversupply



Maui Curtailment Report

December 2018

Start Date and Time	Duration	IPP Curtailed	Estimated Curtailed MWH	Peak MW Curtailed	Reasons for Curtailment
12/14/2018 8:43	0:03	KWP/II	0.009	13.223	Oversupply
12/14/2018 8:43	0:07	KS	0.109	0.013	Oversupply
12/14/2018 8:48	5:44	KWP/II	77.718	16.217	Oversupply
12/14/2018 8:48	0:01	SMRR	0.018	0.017	Oversupply
12/14/2018 8:48	5:43	SMRR	14.177	0.018	Oversupply
12/14/2018 8:50	0:01	KS	0.014	0.174	Oversupply
12/14/2018 8:51	5:41	KS	13.435	0.002	Oversupply
12/14/2018 9:52	4:35	AWE	61.268	21.000	Oversupply
12/14/2018 12:29	0:11	5A	Data is not available	Data is not available	Oversupply
12/14/2018 12:29	0:11	BS	Data is not available	Data is not available	Oversupply
12/14/2018 12:36	0:01	KWP	0.004	19.015	Oversupply
12/14/2018 12:41	0:11	5A	Data is not available	Data is not available	Oversupply
12/14/2018 12:41	0:11	BS	Data is not available	Data is not available	Oversupply
12/14/2018 12:44	0:02	KWP	0.003	19.332	Oversupply
12/14/2018 12:47	0:01	KWP	0.001	19.332	Oversupply
12/14/2018 12:53	0:01	5A	Data is not available	Data is not available	Oversupply
12/14/2018 12:53	0:01	BS	Data is not available	Data is not available	Oversupply
12/14/2018 12:53	0:02	KWP	0.002	19.385	Oversupply
12/14/2018 12:55	0:01	5A	Data is not available	Data is not available	Oversupply
12/14/2018 12:55	0:01	BS	Data is not available	Data is not available	Oversupply
12/14/2018 12:57	0:04	5A	Data is not available	Data is not available	Oversupply
12/14/2018 12:57	0:04	BS	Data is not available	Data is not available	Oversupply
12/14/2018 12:59	0:01	KWP	0.001	21.020	Oversupply
12/14/2018 13:02	0:02	KWP	0.002	22.180	Oversupply
12/14/2018 13:05	0:01	5A	Data is not available	Data is not available	Oversupply
12/14/2018 13:05	0:01	BS	Data is not available	Data is not available	Oversupply
12/14/2018 13:09	0:01	5A	Data is not available	Data is not available	Oversupply
12/14/2018 13:09	0:01	BS	Data is not available	Data is not available	Oversupply
12/14/2018 13:12	0:02	5A	Data is not available	Data is not available	Oversupply
12/14/2018 13:12	0:02	BS	Data is not available	Data is not available	Oversupply
12/14/2018 14:31	0:01	SMRR	0.027	0.573	Oversupply
12/14/2018 14:32	0:01	KS	0.030	0.089	Oversupply
12/14/2018 14:32	0:01	SMRR	0.028	1.024	Oversupply
12/14/2018 14:33	1:19	BS250	Data is not available	Data is not available	Oversupply
12/14/2018 14:33	1:19	ESB	Data is not available	Data is not available	Oversupply
12/14/2018 14:33	0:01	KS	0.029	0.726	Oversupply
12/14/2018 14:33	1:19	SMRR	2.515	0.628	Oversupply
12/14/2018 14:33	0:01	KS	0.030	0.759	Oversupply
12/14/2018 14:34	1:19	KWP/II	8.428	16.217	Oversupply
12/14/2018 14:34	1:13	KS	2.620	0.344	Oversupply
12/14/2018 15:52	0:01	SMRR	0.014	0.283	Oversupply
12/14/2018 15:53	0:01	SMRR	0.014	0.530	Oversupply
12/14/2018 15:54	0:01	SMRR	0.014	0.547	Oversupply
12/14/2018 15:55	0:01	SMRR	0.014	1.002	Oversupply
12/14/2018 15:55	0:01	SMRR	0.014	0.334	Oversupply
12/14/2018 15:56	0:01	SMRR	0.014	0.789	Oversupply
12/14/2018 15:57	0:01	SMRR	0.014	0.560	Oversupply
12/14/2018 23:25	0:52	KWP/II	2.258	14.688	Oversupply
12/15/2018 0:47	0:02	KWP/II	0.012	4.085	Oversupply
12/15/2018 0:56	0:04	KWP/II	0.021	7.083	Oversupply
12/15/2018 1:35	1:06	KWP/II	10.182	13.186	Oversupply
12/15/2018 1:52	0:13	AWE	0.306	21.000	Oversupply
12/15/2018 2:31	0:05	AWE	0.100	18.700	Oversupply
12/15/2018 2:43	2:22	KWP/II	21.305	16.215	Oversupply
12/15/2018 4:42	0:12	AWE	0.593	21.000	Oversupply
12/15/2018 4:57	0:03	AWE	0.042	20.000	Oversupply
12/15/2018 5:07	0:08	KWP/II	0.617	14.720	Oversupply
12/15/2018 5:19	0:01	KWP/II	0.010	14.720	Oversupply
12/15/2018 9:55	0:01	SMRR	0.000	2.140	Oversupply
12/15/2018 9:56	0:01	KS	0.000	1.892	Oversupply
12/15/2018 9:57	0:01	KS	0.000	1.904	Oversupply
12/15/2018 10:06	0:01	SMRR	0.013	2.260	Oversupply
12/15/2018 10:07	0:01	SMRR	0.013	1.623	Oversupply
12/15/2018 10:07	0:01	KS	0.009	2.023	Oversupply
12/15/2018 10:08	0:01	SMRR	0.013	0.863	Oversupply
12/15/2018 10:08	0:01	KS	0.009	2.034	Oversupply
12/15/2018 10:09	5:15	BS250	Data is not available	Data is not available	Oversupply
12/15/2018 10:09	5:15	ESB	Data is not available	Data is not available	Oversupply
12/15/2018 10:09	5:17	SMRR	13.621	0.031	Oversupply
12/15/2018 10:09	0:01	KS	0.009	0.973	Oversupply
12/15/2018 10:10	0:06	KWP/II	0.070	14.720	Oversupply
12/15/2018 10:10	5:17	KS	13.465	0.025	Oversupply
12/15/2018 10:18	4:56	KWP/II	63.179	14.720	Oversupply
12/15/2018 10:29	0:03	AWE	0.081	20.800	Oversupply
12/15/2018 10:54	0:01	AWE	0.004	18.700	Oversupply
12/15/2018 10:57	3:28	AWE	37.581	21.000	Oversupply
12/15/2018 15:15	0:11	KWP/II	0.266	14.720	Oversupply
12/15/2018 15:25	0:01	BS250	Data is not available	Data is not available	Oversupply
12/15/2018 15:25	0:01	ESB	Data is not available	Data is not available	Oversupply
12/15/2018 15:26	0:01	SMRR	0.023	0.281	Oversupply
12/15/2018 15:26	0:01	SMRR	0.023	0.614	Oversupply
12/15/2018 15:26	0:01	KS	0.027	0.126	Oversupply
12/15/2018 15:27	0:01	SMRR	0.023	0.611	Oversupply



Maui Curtailment Report

December 2018

Start Date and Time	Duration	IPP Curtailed	Estimated Curtailed MWH	Peak MW Curtailed	Reasons for Curtailment
12/15/2018 15:27	0:01	KS	0.028	0.086	Oversupply
12/15/2018 15:28	0:02	SMRR	0.047	0.392	Oversupply
12/15/2018 15:28	0:02	KS	0.055	0.068	Oversupply
12/15/2018 15:29	0:01	BS250	Data is not available	Data is not available	Oversupply
12/15/2018 15:29	0:01	ESB	Data is not available	Data is not available	Oversupply
12/15/2018 15:29	0:01	SMRR	0.008	0.021	Oversupply
12/15/2018 15:29	0:02	KS	0.014	0.018	Oversupply
12/15/2018 15:30	0:01	SMRR	0.003	0.236	Oversupply
12/15/2018 15:31	0:01	KS	0.005	0.017	Oversupply
12/15/2018 23:44	6:11	KWP/II	68.277	13.223	Oversupply
12/16/2018 0:07	0:11	AWE	0.270	21.000	Oversupply
12/16/2018 0:19	0:07	AWE	0.116	21.000	Oversupply
12/16/2018 1:05	0:55	AWE	2.261	21.000	Oversupply
12/16/2018 2:15	3:24	AWE	17.920	21.000	Oversupply
12/16/2018 5:56	0:42	KWP/II	2.668	11.726	Oversupply
12/16/2018 7:43	0:02	BS250	Data is not available	Data is not available	Oversupply
12/16/2018 7:43	0:02	ESB	Data is not available	Data is not available	Oversupply
12/16/2018 7:43	0:02	SMRR	0.006	0.345	Oversupply
12/16/2018 7:44	0:01	KWP/II	0.005	13.223	Oversupply
12/16/2018 7:44	0:02	KS	0.003	0.084	Oversupply
12/16/2018 9:07	0:01	SMRR	0.009	1.650	Oversupply
12/16/2018 9:08	0:01	SMRR	0.009	0.638	Oversupply
12/16/2018 9:08	0:01	KS	0.006	1.280	Oversupply
12/16/2018 9:08	2:26	SMRR	5.566	0.212	Oversupply
12/16/2018 9:09	2:25	BS250	Data is not available	Data is not available	Oversupply
12/16/2018 9:09	2:25	ESB	Data is not available	Data is not available	Oversupply
12/16/2018 9:09	2:26	KWP/II	12.883	14.717	Oversupply
12/16/2018 9:09	0:01	KS	0.006	1.301	Oversupply
12/16/2018 9:10	2:26	KS	4.913	0.544	Oversupply
12/16/2018 11:11	0:04	AWE	0.014	20.600	Oversupply
12/16/2018 11:17	0:01	AWE	0.000	20.400	Oversupply
12/16/2018 11:19	0:10	AWE	0.124	20.700	Oversupply
12/16/2018 11:34	0:01	SMRR	0.033	0.213	Oversupply
12/16/2018 11:35	0:01	SMRR	0.033	1.040	Oversupply
12/16/2018 11:36	0:01	KS	0.030	1.033	Oversupply
12/16/2018 11:36	0:01	SMRR	0.033	1.525	Oversupply
12/16/2018 11:36	0:01	KS	0.031	1.805	Oversupply
12/16/2018 11:37	0:50	BS250	Data is not available	Data is not available	Oversupply
12/16/2018 11:37	0:50	ESB	Data is not available	Data is not available	Oversupply
12/16/2018 11:37	0:01	SMRR	0.033	0.894	Oversupply
12/16/2018 11:37	0:01	KS	0.030	1.459	Oversupply
12/16/2018 11:37	0:50	SMRR	2.335	0.134	Oversupply
12/16/2018 11:38	0:50	KWP/II	3.936	8.424	Oversupply
12/16/2018 11:38	0:50	KS	2.205	0.821	Oversupply
12/16/2018 11:48	0:01	AWE	0.002	17.600	Oversupply
12/16/2018 11:57	0:01	AWE	0.002	17.600	Oversupply
12/16/2018 12:08	0:03	AWE	0.010	17.800	Oversupply
12/16/2018 12:27	0:01	SMRR	0.036	0.094	Oversupply
12/16/2018 12:28	0:01	SMRR	0.036	0.007	Oversupply
12/16/2018 12:28	0:01	KS	0.035	0.211	Oversupply
12/16/2018 12:29	0:03	BS250	Data is not available	Data is not available	Oversupply
12/16/2018 12:29	0:03	ESB	Data is not available	Data is not available	Oversupply
12/16/2018 12:29	0:01	SMRR	0.036	0.106	Oversupply
12/16/2018 12:29	0:01	KS	0.034	0.085	Oversupply
12/16/2018 12:29	0:03	SMRR	0.141	0.073	Oversupply
12/16/2018 12:30	0:03	KWP/II	0.089	4.139	Oversupply
12/16/2018 12:30	0:01	KS	0.033	0.225	Oversupply
12/16/2018 12:31	0:03	KS	0.132	0.013	Oversupply
12/16/2018 12:32	0:01	SMRR	0.035	0.361	Oversupply
12/16/2018 12:33	0:01	SMRR	0.035	0.567	Oversupply
12/16/2018 12:34	0:01	KS	0.033	0.637	Oversupply
12/16/2018 12:34	0:01	SMRR	0.035	0.439	Oversupply
12/16/2018 12:34	0:01	KS	0.033	0.512	Oversupply
12/16/2018 12:35	0:01	SMRR	0.035	0.461	Oversupply
12/16/2018 12:35	0:01	KS	0.033	0.618	Oversupply
12/16/2018 12:35	0:01	SMRR	0.035	0.224	Oversupply
12/16/2018 12:36	0:27	BS250	Data is not available	Data is not available	Oversupply
12/16/2018 12:36	0:27	ESB	Data is not available	Data is not available	Oversupply
12/16/2018 12:36	0:01	KS	0.033	0.043	Oversupply
12/16/2018 12:36	0:27	SMRR	1.240	0.007	Oversupply
12/16/2018 12:37	0:27	KWP/II	0.852	7.392	Oversupply
12/16/2018 12:37	0:01	KS	0.033	0.053	Oversupply
12/16/2018 12:38	0:26	KS	1.143	0.015	Oversupply
12/16/2018 13:03	0:01	SMRR	0.031	0.126	Oversupply
12/16/2018 13:03	0:01	KS	0.031	0.000	Oversupply
12/16/2018 13:04	0:01	SMRR	0.031	0.142	Oversupply
12/16/2018 13:04	0:01	KS	0.031	0.033	Oversupply
12/16/2018 13:04	0:01	SMRR	0.031	0.261	Oversupply
12/16/2018 13:05	0:01	KS	0.030	0.245	Oversupply
12/16/2018 13:05	0:01	SMRR	0.030	0.615	Oversupply
12/16/2018 13:06	0:01	KS	0.031	0.286	Oversupply
12/16/2018 13:06	0:01	SMRR	0.031	0.376	Oversupply
12/16/2018 13:07	0:01	KS	0.032	0.865	Oversupply



Maui Curtailment Report

December 2018

Start Date and Time	Duration	IPP Curtailed	Estimated Curtailed MWH	Peak MW Curtailed	Reasons for Curtailment
12/16/2018 13:07	0:01	SMRR	0.031	0.270	Oversupply
12/16/2018 13:07	0:01	KS	0.030	0.360	Oversupply
12/16/2018 13:08	0:01	SMRR	0.031	0.011	Oversupply
12/16/2018 13:08	0:02	KWP/II	0.006	4.900	Oversupply
12/16/2018 13:08	0:01	KS	0.031	0.234	Oversupply
12/16/2018 13:08	0:01	SMRR	0.030	0.091	Oversupply
12/16/2018 13:09	0:01	KS	0.031	0.022	Oversupply
12/16/2018 13:09	0:01	SMRR	0.031	0.008	Oversupply
12/16/2018 13:10	0:02	KS	0.062	0.113	Oversupply
12/16/2018 13:10	0:01	SMRR	0.031	0.161	Oversupply
12/16/2018 13:11	0:01	SMRR	0.031	0.278	Oversupply
12/16/2018 13:11	0:01	KS	0.031	0.264	Oversupply
12/16/2018 13:11	0:01	SMRR	0.034	0.819	Oversupply
12/16/2018 13:12	0:01	KS	0.030	0.618	Oversupply
12/16/2018 13:12	0:01	SMRR	0.030	1.109	Oversupply
12/16/2018 13:13	0:01	KS	0.031	1.277	Oversupply
12/16/2018 13:13	0:01	SMRR	0.030	1.395	Oversupply
12/16/2018 13:13	0:01	KS	0.031	1.151	Oversupply
12/16/2018 13:14	0:01	SMRR	0.031	1.600	Oversupply
12/16/2018 13:14	0:01	KS	0.016	1.370	Oversupply
12/16/2018 13:14	0:01	SMRR	0.008	1.485	Oversupply
12/16/2018 13:15	0:01	KS	0.004	1.617	Oversupply
12/16/2018 13:15	0:01	SMRR	0.005	1.529	Oversupply
12/16/2018 13:16	0:01	KS	0.004	1.559	Oversupply
12/16/2018 13:16	0:01	SMRR	0.005	1.357	Oversupply
12/16/2018 13:16	0:01	KS	0.004	1.462	Oversupply
12/16/2018 13:17	0:01	SMRR	0.005	1.614	Oversupply
12/16/2018 13:17	0:01	KS	0.004	1.753	Oversupply
12/16/2018 13:18	0:01	SMRR	0.005	2.064	Oversupply
12/16/2018 13:18	0:01	KS	0.004	2.135	Oversupply
12/16/2018 13:18	0:01	SMRR	0.005	2.046	Oversupply
12/16/2018 13:19	0:01	KS	0.004	2.207	Oversupply
12/16/2018 13:19	0:01	KS	0.004	2.162	Oversupply
12/17/2018 1:30	0:01	KWP/II	0.003	12.862	Oversupply
12/17/2018 1:32	0:04	KWP/II	0.032	13.422	Oversupply
12/17/2018 1:37	0:09	KWP/II	0.141	13.526	Oversupply
12/17/2018 1:47	0:01	KWP/II	0.006	14.039	Oversupply
12/17/2018 2:04	0:03	KWP/II	0.046	12.868	Oversupply
12/17/2018 2:19	0:01	KWP/II	0.004	13.560	Oversupply
12/17/2018 2:22	2:13	KWP/II	12.063	14.709	Oversupply
12/17/2018 8:06	1:01	BS250	Data is not available	Data is not available	System Constraint
12/17/2018 8:06	1:01	ESB	Data is not available	Data is not available	System Constraint
12/17/2018 8:06	1:00	SMRR	1.136	0.657	System Constraint
12/17/2018 8:07	1:00	KWP/II	9.559	14.661	System Constraint
12/17/2018 8:08	1:00	KS	0.436	0.190	System Constraint
12/17/2018 8:55	0:07	AWE	0.077	17.400	System Constraint
12/17/2018 9:07	0:01	SMRR	0.020	0.211	System Constraint
12/17/2018 9:07	0:01	SMRR	0.020	0.459	System Constraint
12/17/2018 9:08	2:10	BS250	Data is not available	Data is not available	System Constraint
12/17/2018 9:08	2:10	ESB	Data is not available	Data is not available	System Constraint
12/17/2018 9:08	2:55	KWP/II	30.219	14.031	Facility requested
12/17/2018 9:08	0:01	KS	0.008	0.281	System Constraint
12/17/2018 9:08	0:01	SMRR	0.020	0.052	System Constraint
12/17/2018 9:09	0:01	KS	0.008	0.010	System Constraint
12/17/2018 9:09	2:09	SMRR	4.737	0.009	System Constraint
12/17/2018 9:10	2:10	KS	1.880	0.042	System Constraint
12/17/2018 9:19	1:12	AWE	6.044	17.200	System Constraint
12/17/2018 9:53	0:01	KWP	0.002	12.686	System Constraint
12/17/2018 9:55	0:09	5A	Data is not available	Data is not available	System Constraint
12/17/2018 9:55	0:09	BS	Data is not available	Data is not available	System Constraint
12/17/2018 10:01	0:01	KWP	0.004	9.890	System Constraint
12/17/2018 10:33	0:01	AWE	0.012	17.100	System Constraint
12/17/2018 10:35	0:31	AWE	0.891	17.300	System Constraint
12/17/2018 11:18	0:01	SMRR	0.027	0.079	System Constraint
12/17/2018 11:19	0:01	SMRR	0.027	0.900	System Constraint
12/17/2018 11:19	0:01	KS	0.017	0.812	System Constraint
12/17/2018 11:20	0:01	KS	0.018	1.194	System Constraint
12/17/2018 11:23	0:16	AWE	0.840	16.900	System Constraint
12/17/2018 11:23	0:40	SMRR	1.783	1.860	System Constraint
12/17/2018 11:24	0:40	KS	1.388	2.139	System Constraint
12/17/2018 11:38	0:01	BS250	Data is not available	Data is not available	System Constraint
12/17/2018 11:38	0:01	ESB	Data is not available	Data is not available	System Constraint
12/17/2018 11:41	0:02	BS250	Data is not available	Data is not available	System Constraint
12/17/2018 11:41	0:02	ESB	Data is not available	Data is not available	System Constraint
12/17/2018 11:44	0:08	BS250	Data is not available	Data is not available	System Constraint
12/17/2018 11:44	0:08	ESB	Data is not available	Data is not available	System Constraint
12/17/2018 11:53	0:10	AWE	0.138	17.200	System Constraint
12/17/2018 12:01	0:02	BS250	Data is not available	Data is not available	System Constraint
12/17/2018 12:01	0:02	ESB	Data is not available	Data is not available	System Constraint
12/17/2018 12:04	0:01	SMRR	0.032	1.732	System Constraint
12/17/2018 12:05	0:39	BS250	Data is not available	Data is not available	System Constraint
12/17/2018 12:05	0:39	ESB	Data is not available	Data is not available	System Constraint
12/17/2018 12:05	0:46	KWP/II	4.445	12.990	System Constraint



Maui Curtailment Report

December 2018

Start Date and Time	Duration	IPP Curtailed	Estimated Curtailed MWH	Peak MW Curtailed	Reasons for Curtailment
12/17/2018 12:05	0:01	SMRR	0.033	2.153	System Constraint
12/17/2018 12:05	0:01	KS	0.028	2.655	System Constraint
12/17/2018 12:05	0:39	SMRR	1.813	1.430	System Constraint
12/17/2018 12:06	0:39	KS	1.282	1.633	System Constraint
12/17/2018 12:10	0:06	AWE	0.370	18.900	System Constraint
12/17/2018 12:44	0:01	SMRR	0.034	0.656	System Constraint
12/17/2018 12:45	0:01	KS	0.028	0.020	System Constraint
12/17/2018 12:45	0:01	SMRR	0.032	0.669	System Constraint
12/17/2018 12:46	0:04	BS250	Data is not available	Data is not available	System Constraint
12/17/2018 12:46	0:04	ESB	Data is not available	Data is not available	System Constraint
12/17/2018 12:46	0:01	KS	0.028	1.111	System Constraint
12/17/2018 12:46	0:05	SMRR	0.194	0.096	System Constraint
12/17/2018 12:46	0:01	KS	0.028	0.280	System Constraint
12/17/2018 12:47	0:04	KS	0.141	0.015	System Constraint
12/17/2018 12:50	0:01	SMRR	0.032	0.692	System Constraint
12/17/2018 12:51	0:01	KS	0.028	0.088	System Constraint
12/17/2018 12:51	0:01	SMRR	0.032	1.116	System Constraint
12/17/2018 12:52	0:01	KS	0.028	0.799	System Constraint
12/17/2018 12:52	0:01	SMRR	0.032	1.819	System Constraint
12/17/2018 12:53	0:59	BS250	Data is not available	Data is not available	System Constraint
12/17/2018 12:53	0:59	ESB	Data is not available	Data is not available	System Constraint
12/17/2018 12:53	0:59	KWPII	8.982	11.980	System Constraint
12/17/2018 12:53	0:01	KS	0.028	0.983	System Constraint
12/17/2018 12:53	0:59	SMRR	2.442	1.183	System Constraint
12/17/2018 12:53	1:00	KS	1.541	1.043	System Constraint
12/17/2018 12:58	0:35	AWE	1.379	18.100	System Constraint
12/17/2018 13:38	0:03	AWE	0.056	15.800	System Constraint
12/17/2018 13:43	0:02	AWE	0.034	15.400	System Constraint
12/17/2018 13:46	0:02	AWE	0.009	15.200	System Constraint
12/17/2018 13:51	0:01	SMRR	0.021	0.394	System Constraint
12/17/2018 13:54	0:01	SMRR	0.022	2.101	System Constraint
12/17/2018 13:55	0:01	SMRR	0.021	1.869	System Constraint
12/17/2018 13:55	0:01	KS	0.011	1.607	System Constraint
12/17/2018 13:55	0:01	SMRR	0.022	1.525	System Constraint
12/17/2018 13:56	0:01	KS	0.011	0.847	System Constraint
12/17/2018 13:56	0:01	SMRR	0.022	1.053	System Constraint
12/17/2018 13:57	0:01	KS	0.011	0.301	System Constraint
12/17/2018 13:57	0:01	SMRR	0.022	2.277	System Constraint
12/17/2018 13:57	0:01	KS	0.011	0.920	System Constraint
12/18/2018 8:57	0:01	SMRR	0.001	1.331	Oversupply
12/18/2018 8:58	0:01	SMRR	0.001	1.013	Oversupply
12/18/2018 8:59	0:01	KS	0.001	1.110	Oversupply
12/18/2018 8:59	0:01	SMRR	0.000	0.431	Oversupply
12/18/2018 8:59	0:01	KS	0.000	1.114	Oversupply
12/18/2018 9:00	0:01	SMRR	0.002	0.017	Oversupply
12/18/2018 9:00	0:01	KS	0.002	0.359	Oversupply
12/18/2018 9:01	0:01	SMRR	0.002	0.664	Oversupply
12/18/2018 9:01	0:01	KS	0.002	0.114	Oversupply
12/18/2018 9:02	0:01	KS	0.002	0.648	Oversupply
12/18/2018 10:25	0:01	KS	-0.001	0.981	Oversupply
12/18/2018 10:26	0:01	SMRR	0.001	2.488	Oversupply
12/18/2018 10:27	0:01	KS	-0.001	1.317	Oversupply
12/18/2018 10:28	0:01	SMRR	0.001	1.783	Oversupply
12/18/2018 10:29	0:01	KS	-0.002	1.757	Oversupply
12/18/2018 10:29	0:01	SMRR	0.003	1.183	Oversupply
12/18/2018 10:30	0:01	KS	0.005	1.694	Oversupply
12/18/2018 10:30	0:01	SMRR	0.007	1.324	Oversupply
12/18/2018 10:30	0:01	KS	0.005	1.048	Oversupply
12/18/2018 10:31	0:01	SMRR	0.007	1.697	Oversupply
12/18/2018 10:31	0:01	KS	0.005	1.199	Oversupply
12/18/2018 10:32	0:01	SMRR	0.006	1.302	Oversupply
12/18/2018 10:32	0:01	KS	0.005	0.855	Oversupply
12/18/2018 10:32	0:01	SMRR	0.007	1.230	Oversupply
12/18/2018 10:33	0:01	KS	0.005	0.934	Oversupply
12/18/2018 10:33	0:01	SMRR	0.007	1.397	Oversupply
12/18/2018 10:33	0:01	KS	0.005	1.084	Oversupply
12/18/2018 10:34	0:01	SMRR	0.007	1.745	Oversupply
12/18/2018 10:34	0:01	KS	0.005	1.654	Oversupply
12/18/2018 10:35	0:01	SMRR	0.006	1.622	Oversupply
12/18/2018 10:35	0:01	KS	0.005	1.641	Oversupply
12/18/2018 10:35	0:01	SMRR	0.007	1.515	Oversupply
12/18/2018 10:36	0:01	KS	0.005	1.469	Oversupply
12/18/2018 10:36	0:01	KS	0.005	1.695	Oversupply
12/18/2018 10:45	0:01	SMRR	0.004	2.211	Oversupply
12/18/2018 10:46	0:01	KS	0.002	2.460	Oversupply
12/18/2018 10:46	0:01	KS	0.002	2.140	Oversupply
12/18/2018 10:47	0:01	SMRR	0.004	2.013	Oversupply
12/18/2018 10:47	0:01	KS	0.002	2.372	Oversupply
12/18/2018 10:48	0:01	SMRR	0.004	1.571	Oversupply
12/18/2018 10:48	0:01	KS	0.002	1.858	Oversupply
12/18/2018 10:48	0:01	SMRR	0.004	1.574	Oversupply
12/18/2018 10:49	0:01	KS	0.002	1.544	Oversupply
12/18/2018 10:49	0:01	SMRR	0.004	1.839	Oversupply



Maui Curtailment Report

December 2018

Start Date and Time	Duration	IPP Curtailed	Estimated Curtailed MWH	Peak MW Curtailed	Reasons for Curtailment
12/18/2018 10:49	0:01	KS	0.002	1.658	Oversupply
12/18/2018 10:50	0:01	KS	0.002	1.906	Oversupply
12/18/2018 12:51	0:01	KWPII	0.000	0.015	Oversupply
12/18/2018 13:26	0:01	AWE	0.002	0.100	Oversupply
12/18/2018 14:19	0:01	KS	0.014	2.827	Oversupply
12/18/2018 14:20	0:01	SMRR	0.009	1.174	Oversupply
12/18/2018 14:21	0:01	SMRR	0.009	0.509	Oversupply
12/18/2018 14:21	0:01	KS	0.014	2.082	Oversupply
12/18/2018 14:21	0:01	SMRR	0.009	0.483	Oversupply
12/18/2018 14:22	0:01	KS	0.014	0.941	Oversupply
12/18/2018 14:22	0:01	SMRR	0.009	0.391	Oversupply
12/18/2018 14:22	0:01	KS	0.014	0.849	Oversupply
12/18/2018 14:23	0:01	SMRR	0.009	0.725	Oversupply
12/18/2018 14:23	0:01	KS	0.014	0.443	Oversupply
12/18/2018 14:24	0:01	BS250	Data is not available	Data is not available	Oversupply
12/18/2018 14:24	0:01	ESB	Data is not available	Data is not available	Oversupply
12/18/2018 14:24	0:01	AWE	0.007	5.400	Oversupply
12/18/2018 14:24	0:01	SMRR	0.009	0.021	Oversupply
12/18/2018 14:24	0:01	KS	0.014	0.518	Oversupply
12/18/2018 14:24	0:01	SMRR	0.009	0.005	Oversupply
12/18/2018 14:25	0:01	KS	0.014	0.038	Oversupply
12/18/2018 14:25	0:01	SMRR	0.009	0.175	Oversupply
12/18/2018 14:25	0:01	KS	0.014	0.024	Oversupply
12/18/2018 14:26	0:01	SMRR	0.009	0.134	Oversupply
12/18/2018 14:26	0:01	KS	0.014	-0.002	Oversupply
12/18/2018 14:27	0:01	SMRR	0.009	0.081	Oversupply
12/18/2018 14:27	0:01	KS	0.014	-0.002	Oversupply
12/18/2018 14:28	0:01	SMRR	0.009	0.381	Oversupply
12/18/2018 14:28	0:01	KS	0.014	-0.002	Oversupply
12/18/2018 14:28	0:01	SMRR	0.009	0.436	Oversupply
12/18/2018 14:28	0:01	KS	0.014	-0.002	Oversupply
12/18/2018 14:29	0:01	SMRR	0.010	0.526	Oversupply
12/18/2018 14:29	0:01	KS	0.021	-0.002	Oversupply
12/18/2018 14:30	0:01	SMRR	0.022	0.874	Oversupply
12/18/2018 14:30	0:01	KS	0.025	-0.002	Oversupply
12/18/2018 14:31	0:01	SMRR	0.022	0.845	Oversupply
12/18/2018 14:31	0:01	KS	0.025	0.124	Oversupply
12/18/2018 14:31	0:01	SMRR	0.021	0.313	Oversupply
12/18/2018 14:32	0:01	ESB	Data is not available	Data is not available	Oversupply
12/18/2018 14:32	0:01	KS	0.025	0.392	Oversupply
12/18/2018 14:32	0:01	SMRR	0.022	0.209	Oversupply
12/18/2018 14:32	0:01	KS	0.025	0.732	Oversupply
12/18/2018 14:33	0:01	SMRR	0.022	0.078	Oversupply
12/18/2018 14:33	0:01	KS	0.025	0.962	Oversupply
12/18/2018 14:34	0:01	SMRR	0.022	1.196	Oversupply
12/18/2018 14:34	0:01	KS	0.025	0.025	Oversupply
12/18/2018 14:34	0:01	SMRR	0.022	1.360	Oversupply
12/18/2018 14:35	0:01	KS	0.025	1.086	Oversupply
12/18/2018 14:35	0:01	SMRR	0.021	0.936	Oversupply
12/18/2018 14:35	0:01	KS	0.025	1.166	Oversupply
12/18/2018 14:36	0:01	SMRR	0.022	0.239	Oversupply
12/18/2018 14:36	0:01	KS	0.025	0.788	Oversupply
12/18/2018 14:37	0:02	BS250	Data is not available	Data is not available	Oversupply
12/18/2018 14:37	0:02	ESB	Data is not available	Data is not available	Oversupply
12/18/2018 14:37	0:01	SMRR	0.022	0.155	Oversupply
12/18/2018 14:37	0:01	KS	0.025	0.341	Oversupply
12/18/2018 14:37	0:02	SMRR	0.043	0.023	Oversupply
12/18/2018 14:38	0:01	AWE	0.018	3.400	Oversupply
12/18/2018 14:38	0:01	KWPII	0.000	0.018	Oversupply
12/18/2018 14:38	0:01	KS	0.025	0.218	Oversupply
12/18/2018 14:38	0:02	KS	0.051	0.013	Oversupply
12/18/2018 14:39	0:01	SMRR	0.022	0.355	Oversupply
12/18/2018 14:40	0:01	KS	0.025	0.392	Oversupply
12/18/2018 14:44	0:01	SMRR	0.017	1.246	Oversupply
12/18/2018 14:45	0:01	SMRR	0.013	1.366	Oversupply
12/18/2018 14:45	0:01	KS	0.020	1.341	Oversupply
12/18/2018 14:46	0:01	SMRR	0.013	1.745	Oversupply
12/18/2018 14:46	0:01	KS	0.020	1.321	Oversupply
12/18/2018 14:47	0:01	SMRR	0.013	1.217	Oversupply
12/18/2018 14:47	0:01	KS	0.020	0.730	Oversupply
12/18/2018 14:47	0:01	SMRR	0.013	1.840	Oversupply
12/18/2018 14:48	0:01	KS	0.020	0.781	Oversupply
12/18/2018 14:48	0:01	KS	0.020	1.059	Oversupply
12/18/2018 14:50	0:01	SMRR	0.013	1.625	Oversupply
12/18/2018 14:51	0:01	SMRR	0.013	1.027	Oversupply
12/18/2018 14:51	0:01	KS	0.020	1.329	Oversupply
12/18/2018 14:52	0:01	SMRR	0.013	0.187	Oversupply
12/18/2018 14:52	0:01	KS	0.020	0.593	Oversupply
12/18/2018 14:53	0:01	SMRR	0.013	0.679	Oversupply
12/18/2018 14:53	0:01	KS	0.020	0.148	Oversupply
12/18/2018 14:54	0:01	KS	0.020	0.412	Oversupply
12/18/2018 14:54	0:01	SMRR	0.013	0.984	Oversupply
12/18/2018 14:54	0:01	KS	0.020	0.585	Oversupply



Maui Curtailment Report

December 2018

Start Date and Time	Duration	IPP Curtailed	Estimated Curtailed MWH	Peak MW Curtailed	Reasons for Curtailment
12/18/2018 14:55	0:01	SMRR	0.013	1.349	Oversupply
12/18/2018 14:55	0:01	KS	0.020	0.723	Oversupply
12/18/2018 14:56	0:01	SMRR	0.013	0.812	Oversupply
12/18/2018 14:56	0:01	KS	0.020	1.126	Oversupply
12/18/2018 14:57	0:01	BS250	Data is not available	Data is not available	Oversupply
12/18/2018 14:57	0:01	ESB	Data is not available	Data is not available	Oversupply
12/18/2018 14:57	0:02	AWE	0.036	11.200	Oversupply
12/18/2018 14:57	0:02	KWP/II	0.002	0.131	Oversupply
12/18/2018 14:57	0:02	SMRR	0.026	0.027	Oversupply
12/18/2018 14:57	0:01	KS	0.020	0.363	Oversupply
12/18/2018 14:57	0:02	KS	0.059	0.051	Oversupply
12/18/2018 14:58	0:01	SMRR	0.013	0.059	Oversupply
12/18/2018 14:59	0:01	BS250	Data is not available	Data is not available	Oversupply
12/18/2018 14:59	0:01	ESB	Data is not available	Data is not available	Oversupply
12/18/2018 14:59	0:01	SMRR	0.012	0.306	Oversupply
12/18/2018 15:00	0:01	AWE	0.005	10.500	Oversupply
12/18/2018 15:00	0:01	KWP/II	0.000	0.002	Oversupply
12/18/2018 15:00	0:01	SMRR	0.006	0.042	Oversupply
12/18/2018 15:00	0:01	KS	0.014	0.203	Oversupply
12/18/2018 15:00	0:01	SMRR	0.007	0.145	Oversupply
12/18/2018 15:01	0:01	KS	0.014	0.012	Oversupply
12/18/2018 15:01	0:01	SMRR	0.007	0.563	Oversupply
12/18/2018 15:01	0:01	KS	0.014	0.085	Oversupply
12/18/2018 15:02	0:01	SMRR	0.007	0.644	Oversupply
12/18/2018 15:02	0:01	KS	0.014	0.451	Oversupply
12/18/2018 15:03	0:01	KS	0.014	0.336	Oversupply
12/18/2018 22:19	0:22	KWP/II	0.924	20.708	Oversupply
12/18/2018 22:46	0:02	KWP/II	0.013	20.708	Oversupply
12/18/2018 22:54	0:04	KWP/II	0.079	20.708	Oversupply
12/19/2018 0:04	0:23	KWP/II	0.704	20.708	Oversupply
12/19/2018 0:30	0:10	KWP/II	0.157	20.708	Oversupply
12/19/2018 1:41	0:03	KWP/II	0.013	19.211	Oversupply
12/19/2018 1:45	0:01	KWP/II	0.003	19.211	Oversupply
12/19/2018 1:47	2:16	KWP/II	5.779	19.211	Oversupply
12/19/2018 11:14	0:01	SMRR	0.000	2.878	Oversupply
12/19/2018 11:14	0:01	SMRR	0.008	2.312	Oversupply
12/19/2018 11:15	0:01	KS	0.007	2.533	Oversupply
12/19/2018 11:18	0:02	SMRR	0.020	2.530	Oversupply
12/19/2018 11:18	0:01	KS	0.007	2.563	Oversupply
12/19/2018 11:19	0:01	KS	0.006	1.906	Oversupply
12/19/2018 11:19	0:01	SMRR	0.010	1.622	Oversupply
12/19/2018 11:20	0:01	KS	0.007	1.715	Oversupply
12/19/2018 11:20	0:01	SMRR	0.010	1.758	Oversupply
12/19/2018 11:20	0:01	KS	0.007	1.669	Oversupply
12/19/2018 11:21	0:01	SMRR	0.010	2.142	Oversupply
12/19/2018 11:21	0:01	KS	0.007	1.119	Oversupply
12/19/2018 11:21	0:01	SMRR	0.010	1.512	Oversupply
12/19/2018 11:22	0:01	KS	0.006	1.440	Oversupply
12/19/2018 11:22	0:01	SMRR	0.010	0.644	Oversupply
12/19/2018 11:23	0:01	KS	0.007	1.003	Oversupply
12/19/2018 11:23	0:01	SMRR	0.010	1.019	Oversupply
12/19/2018 11:23	0:01	KS	0.007	0.563	Oversupply
12/19/2018 11:24	0:01	SMRR	0.010	1.673	Oversupply
12/19/2018 11:24	0:01	KS	0.007	0.721	Oversupply
12/19/2018 11:24	0:01	SMRR	0.010	2.127	Oversupply
12/19/2018 11:25	0:01	KS	0.007	0.714	Oversupply
12/19/2018 11:25	0:01	SMRR	0.010	2.360	Oversupply
12/19/2018 11:26	0:01	KS	0.006	0.677	Oversupply
12/19/2018 11:26	0:01	SMRR	0.010	2.205	Oversupply
12/19/2018 11:26	0:01	KS	0.007	2.118	Oversupply
12/19/2018 11:27	0:01	SMRR	0.010	2.213	Oversupply
12/19/2018 11:27	0:01	KS	0.007	1.961	Oversupply
12/19/2018 11:28	0:01	KS	0.007	1.898	Oversupply
12/19/2018 11:39	0:01	SMRR	0.002	2.305	Oversupply
12/19/2018 11:39	0:01	KS	0.001	2.662	Oversupply
12/19/2018 11:40	0:01	SMRR	0.003	2.659	Oversupply
12/19/2018 11:41	0:01	SMRR	0.003	2.779	Oversupply
12/19/2018 11:42	0:01	SMRR	0.003	1.703	Oversupply
12/19/2018 11:42	0:01	KS	0.001	2.348	Oversupply
12/19/2018 11:43	0:01	SMRR	0.003	2.174	Oversupply
12/19/2018 11:43	0:01	KS	0.001	2.014	Oversupply
12/19/2018 11:43	0:01	SMRR	0.002	1.636	Oversupply
12/19/2018 11:44	0:01	KS	0.001	1.858	Oversupply
12/19/2018 11:44	0:01	SMRR	0.005	2.170	Oversupply
12/19/2018 11:45	0:01	SMRR	0.005	2.236	Oversupply
12/19/2018 11:46	0:01	KS	0.002	0.849	Oversupply
12/19/2018 11:46	0:01	SMRR	0.005	2.177	Oversupply
12/19/2018 11:46	0:01	KS	0.002	0.815	Oversupply
12/19/2018 11:47	0:01	SMRR	0.005	2.154	Oversupply
12/19/2018 11:47	0:01	KS	0.002	1.099	Oversupply
12/19/2018 11:47	0:01	SMRR	0.005	2.191	Oversupply
12/19/2018 11:48	0:01	KS	0.002	1.625	Oversupply
12/19/2018 11:59	0:01	SMRR	0.006	2.738	Oversupply



Maui Curtailment Report

December 2018

Start Date and Time	Duration	IPP Curtailed	Estimated Curtailed MWH	Peak MW Curtailed	Reasons for Curtailment
12/19/2018 12:00	0:01	KS	0.007	2.548	Oversupply
12/19/2018 12:00	0:01	SMRR	0.011	1.839	Oversupply
12/19/2018 12:01	0:01	KS	0.007	2.420	Oversupply
12/19/2018 12:01	0:01	SMRR	0.011	1.520	Oversupply
12/19/2018 12:02	0:01	KS	0.007	1.893	Oversupply
12/19/2018 12:02	0:01	SMRR	0.011	1.903	Oversupply
12/19/2018 12:02	0:01	KS	0.007	1.613	Oversupply
12/19/2018 12:03	0:01	SMRR	0.011	1.646	Oversupply
12/19/2018 12:03	0:01	KS	0.007	1.680	Oversupply
12/19/2018 12:03	0:01	SMRR	0.012	1.187	Oversupply
12/19/2018 12:04	0:01	KS	0.007	1.419	Oversupply
12/19/2018 12:04	0:01	SMRR	0.011	0.788	Oversupply
12/19/2018 12:05	0:01	KS	0.007	1.267	Oversupply
12/19/2018 12:05	0:01	SMRR	0.011	1.123	Oversupply
12/19/2018 12:05	0:01	KS	0.007	1.910	Oversupply
12/19/2018 12:06	0:01	SMRR	0.011	1.946	Oversupply
12/19/2018 12:06	0:02	KS	0.014	2.111	Oversupply
12/19/2018 12:06	0:01	SMRR	0.011	2.501	Oversupply
12/19/2018 12:07	0:01	SMRR	0.011	2.413	Oversupply
12/19/2018 12:08	0:01	KS	0.007	2.425	Oversupply
12/19/2018 12:08	0:01	SMRR	0.012	1.921	Oversupply
12/19/2018 12:08	0:01	KS	0.007	2.393	Oversupply
12/19/2018 12:09	0:01	KS	0.007	1.984	Oversupply
12/19/2018 12:11	0:01	KS	0.007	2.605	Oversupply
12/19/2018 12:20	0:01	SMRR	0.004	2.778	Oversupply
12/19/2018 12:24	0:01	KS	0.004	2.697	Oversupply
12/19/2018 12:24	0:01	SMRR	0.004	2.641	Oversupply
12/19/2018 12:26	0:01	SMRR	0.004	2.252	Oversupply
12/19/2018 12:26	0:01	SMRR	0.004	1.898	Oversupply
12/19/2018 12:27	0:01	KS	0.004	1.934	Oversupply
12/19/2018 12:28	0:01	KS	0.004	2.036	Oversupply
12/19/2018 12:28	0:01	SMRR	0.004	1.213	Oversupply
12/19/2018 12:29	0:01	SMRR	0.004	1.216	Oversupply
12/19/2018 12:29	0:01	KS	0.002	2.428	Oversupply
12/19/2018 12:29	0:01	SMRR	0.002	1.168	Oversupply
12/19/2018 12:30	0:01	KS	0.002	2.306	Oversupply
12/19/2018 12:30	0:01	SMRR	0.006	1.615	Oversupply
12/19/2018 12:31	0:01	KS	0.002	1.515	Oversupply
12/19/2018 12:32	0:01	SMRR	0.005	1.009	Oversupply
12/19/2018 12:32	0:01	KS	0.002	2.367	Oversupply
12/19/2018 12:33	0:01	KS	0.002	2.752	Oversupply
12/19/2018 12:35	0:01	SMRR	0.006	2.698	Oversupply
12/19/2018 12:37	0:01	KS	0.002	2.418	Oversupply
12/19/2018 12:39	0:01	SMRR	0.006	2.408	Oversupply
12/19/2018 12:40	0:01	SMRR	0.006	1.876	Oversupply
12/19/2018 12:41	0:01	KS	0.002	2.695	Oversupply
12/19/2018 12:42	0:01	SMRR	0.006	2.612	Oversupply
12/19/2018 12:42	0:01	SMRR	0.006	1.604	Oversupply
12/19/2018 12:43	0:01	KS	0.002	2.180	Oversupply
12/19/2018 12:43	0:01	SMRR	0.006	1.664	Oversupply
12/19/2018 12:44	0:01	KS	0.002	1.473	Oversupply
12/19/2018 12:44	0:01	SMRR	0.005	1.977	Oversupply
12/19/2018 12:44	0:01	KS	0.009	1.733	Oversupply
12/19/2018 12:45	0:01	SMRR	0.008	1.393	Oversupply
12/19/2018 12:45	0:01	KS	0.008	1.801	Oversupply
12/19/2018 12:45	0:01	SMRR	0.008	1.870	Oversupply
12/19/2018 12:46	0:01	KS	0.008	1.442	Oversupply
12/19/2018 12:46	0:01	SMRR	0.008	1.466	Oversupply
12/19/2018 12:47	0:02	KS	0.015	1.589	Oversupply
12/19/2018 12:47	0:01	SMRR	0.008	1.970	Oversupply
12/19/2018 12:49	0:01	SMRR	0.009	2.389	Oversupply
12/19/2018 12:50	0:01	KS	0.008	2.731	Oversupply
12/19/2018 12:50	0:01	SMRR	0.008	1.890	Oversupply
12/19/2018 12:50	0:01	KS	0.008	2.386	Oversupply
12/19/2018 12:52	0:01	KS	0.008	2.114	Oversupply
12/19/2018 12:52	0:01	SMRR	0.008	2.604	Oversupply
12/19/2018 12:53	0:01	SMRR	0.008	2.145	Oversupply
12/19/2018 12:54	0:01	KS	0.008	2.528	Oversupply
12/19/2018 12:54	0:01	SMRR	0.008	2.373	Oversupply
12/19/2018 12:54	0:01	KS	0.008	2.214	Oversupply
12/19/2018 12:55	0:01	SMRR	0.008	2.428	Oversupply
12/19/2018 12:55	0:01	KS	0.008	2.095	Oversupply
12/19/2018 12:55	0:01	SMRR	0.008	2.063	Oversupply
12/19/2018 12:56	0:01	KS	0.008	2.524	Oversupply
12/19/2018 12:56	0:01	SMRR	0.008	2.196	Oversupply
12/19/2018 12:57	0:01	KS	0.008	2.077	Oversupply
12/19/2018 12:57	0:01	SMRR	0.008	2.411	Oversupply
12/19/2018 12:57	0:01	KS	0.008	2.515	Oversupply
12/19/2018 12:58	0:01	SMRR	0.008	2.162	Oversupply
12/19/2018 12:58	0:01	KS	0.008	2.243	Oversupply
12/19/2018 12:58	0:01	SMRR	0.008	2.474	Oversupply
12/19/2018 12:59	0:01	KS	0.008	2.379	Oversupply
12/19/2018 12:59	0:01	SMRR	0.010	2.092	Oversupply
12/19/2018 13:00	0:01	SMRR	0.011	1.834	Oversupply
12/19/2018 13:00	0:01	KS	0.010	2.339	Oversupply
12/19/2018 13:01	0:01	SMRR	0.011	2.150	Oversupply



Maui Curtailment Report

December 2018

Start Date and Time	Duration	IPP Curtailed	Estimated Curtailed MWH	Peak MW Curtailed	Reasons for Curtailment
12/19/2018 13:01	0:01	KS	0.010	1.915	Oversupply
12/19/2018 13:01	0:01	SMRR	0.011	1.357	Oversupply
12/19/2018 13:02	0:01	KS	0.010	1.832	Oversupply
12/19/2018 13:02	0:01	SMRR	0.011	0.890	Oversupply
12/19/2018 13:03	0:01	KS	0.010	1.149	Oversupply
12/19/2018 13:03	0:01	SMRR	0.011	1.008	Oversupply
12/19/2018 13:03	0:01	KS	0.010	0.793	Oversupply
12/19/2018 13:04	0:01	SMRR	0.011	0.648	Oversupply
12/19/2018 13:04	0:01	KS	0.010	0.958	Oversupply
12/19/2018 13:04	0:01	SMRR	0.011	1.180	Oversupply
12/19/2018 13:05	0:01	KS	0.010	0.558	Oversupply
12/19/2018 13:05	0:01	SMRR	0.011	1.229	Oversupply
12/19/2018 13:06	0:01	KS	0.010	1.031	Oversupply
12/19/2018 13:06	0:01	SMRR	0.011	1.777	Oversupply
12/19/2018 13:06	0:01	KS	0.010	1.156	Oversupply
12/19/2018 13:07	0:01	SMRR	0.011	1.923	Oversupply
12/19/2018 13:07	0:01	KS	0.010	1.736	Oversupply
12/19/2018 13:08	0:01	SMRR	0.011	1.788	Oversupply
12/19/2018 13:08	0:01	KS	0.010	2.004	Oversupply
12/19/2018 13:08	0:01	SMRR	0.011	2.111	Oversupply
12/19/2018 13:09	0:01	KS	0.010	1.943	Oversupply
12/19/2018 13:10	0:01	KS	0.011	1.434	Oversupply
12/19/2018 13:12	0:01	SMRR	0.011	2.844	Oversupply
12/19/2018 13:13	0:01	SMRR	0.011	2.390	Oversupply
12/19/2018 13:13	0:01	KS	0.010	2.810	Oversupply
12/19/2018 13:14	0:01	KS	0.005	2.605	Oversupply
12/19/2018 13:14	0:01	SMRR	0.004	2.658	Oversupply
12/19/2018 13:15	0:01	SMRR	0.003	2.440	Oversupply
12/19/2018 13:16	0:01	KS	0.003	2.567	Oversupply
12/19/2018 13:17	0:01	SMRR	0.003	2.228	Oversupply
12/19/2018 13:17	0:01	KS	0.003	2.845	Oversupply
12/19/2018 13:17	0:01	SMRR	0.003	2.140	Oversupply
12/19/2018 13:18	0:01	KS	0.003	1.995	Oversupply
12/19/2018 13:18	0:01	SMRR	0.003	1.950	Oversupply
12/19/2018 13:19	0:01	SMRR	0.003	2.110	Oversupply
12/19/2018 13:19	0:01	KS	0.003	1.891	Oversupply
12/19/2018 13:20	0:01	SMRR	0.003	2.896	Oversupply
12/19/2018 13:20	0:01	KS	0.003	2.250	Oversupply
12/19/2018 13:33	0:01	SMRR	0.000	2.899	Oversupply
12/19/2018 13:43	0:01	SMRR	0.000	2.372	Oversupply
12/19/2018 13:44	0:01	KS	0.001	2.888	Oversupply
12/19/2018 13:44	0:01	SMRR	0.004	2.346	Oversupply
12/19/2018 13:45	0:01	KS	0.006	2.125	Oversupply
12/19/2018 13:45	0:01	SMRR	0.006	2.157	Oversupply
12/19/2018 13:45	0:01	KS	0.006	2.324	Oversupply
12/19/2018 13:46	0:01	SMRR	0.006	2.109	Oversupply
12/19/2018 13:46	0:01	KS	0.006	2.074	Oversupply
12/19/2018 13:47	0:02	SMRR	0.011	2.309	Oversupply
12/19/2018 13:47	0:01	KS	0.006	2.219	Oversupply
12/19/2018 13:48	0:01	KS	0.006	2.040	Oversupply
12/19/2018 13:48	0:01	SMRR	0.006	2.219	Oversupply
12/19/2018 13:48	0:01	KS	0.006	2.274	Oversupply
12/19/2018 13:49	0:01	SMRR	0.006	2.454	Oversupply
12/19/2018 13:49	0:01	KS	0.006	1.978	Oversupply
12/19/2018 13:50	0:01	SMRR	0.006	2.375	Oversupply
12/19/2018 13:50	0:01	KS	0.006	2.180	Oversupply
12/19/2018 13:50	0:01	SMRR	0.006	2.485	Oversupply
12/19/2018 13:51	0:01	KS	0.006	1.964	Oversupply
12/19/2018 13:52	0:01	SMRR	0.006	2.628	Oversupply
12/19/2018 13:54	0:01	SMRR	0.006	2.433	Oversupply
12/19/2018 13:55	0:01	KS	0.006	2.107	Oversupply
12/19/2018 13:56	0:01	SMRR	0.006	2.566	Oversupply
12/19/2018 13:57	0:01	SMRR	0.006	2.560	Oversupply
12/19/2018 13:58	0:01	KS	0.006	2.043	Oversupply
12/19/2018 13:58	0:01	SMRR	0.006	2.601	Oversupply
12/19/2018 13:58	0:01	KS	0.006	1.964	Oversupply
12/19/2018 13:59	0:01	SMRR	0.006	2.163	Oversupply
12/19/2018 14:00	0:01	SMRR	0.007	2.238	Oversupply
12/19/2018 14:00	0:01	KS	0.009	1.735	Oversupply
12/19/2018 14:00	0:01	SMRR	0.007	2.213	Oversupply
12/19/2018 14:01	0:01	KS	0.009	2.012	Oversupply
12/19/2018 14:01	0:01	SMRR	0.006	1.928	Oversupply
12/19/2018 14:01	0:01	KS	0.009	1.798	Oversupply
12/19/2018 14:02	0:01	SMRR	0.006	1.814	Oversupply
12/19/2018 14:02	0:01	KS	0.009	1.742	Oversupply
12/19/2018 14:03	0:01	SMRR	0.007	2.151	Oversupply
12/19/2018 14:03	0:01	KS	0.009	1.583	Oversupply
12/19/2018 14:03	0:01	SMRR	0.007	2.285	Oversupply
12/19/2018 14:04	0:01	KS	0.009	2.044	Oversupply
12/19/2018 14:04	0:01	SMRR	0.007	2.089	Oversupply
12/19/2018 14:05	0:01	KS	0.009	2.264	Oversupply
12/19/2018 14:05	0:01	SMRR	0.007	2.038	Oversupply
12/19/2018 14:05	0:01	KS	0.009	1.654	Oversupply



Maui Curtailment Report

December 2018

Start Date and Time	Duration	IPP Curtailed	Estimated Curtailed MWH	Peak MW Curtailed	Reasons for Curtailment
12/19/2018 14:06	0:01	SMRR	0.006	1.458	Oversupply
12/19/2018 14:06	0:01	KS	0.009	1.558	Oversupply
12/19/2018 14:06	0:01	SMRR	0.007	1.569	Oversupply
12/19/2018 14:07	0:01	KS	0.009	1.147	Oversupply
12/19/2018 14:07	0:01	SMRR	0.007	1.388	Oversupply
12/19/2018 14:08	0:01	KS	0.009	1.401	Oversupply
12/19/2018 14:08	0:01	SMRR	0.007	1.575	Oversupply
12/19/2018 14:08	0:01	KS	0.009	1.182	Oversupply
12/19/2018 14:09	0:01	SMRR	0.006	2.084	Oversupply
12/19/2018 14:09	0:01	KS	0.009	1.467	Oversupply
12/19/2018 14:10	0:01	KS	0.009	1.878	Oversupply
12/19/2018 14:16	0:01	SMRR	0.005	2.704	Oversupply
12/19/2018 14:16	0:01	SMRR	0.005	2.481	Oversupply
12/19/2018 14:17	0:01	KS	0.007	2.433	Oversupply
12/19/2018 14:17	0:01	SMRR	0.005	1.447	Oversupply
12/19/2018 14:17	0:01	KS	0.007	2.227	Oversupply
12/19/2018 14:18	0:01	SMRR	0.005	1.571	Oversupply
12/19/2018 14:18	0:01	KS	0.007	1.480	Oversupply
12/19/2018 14:19	0:01	SMRR	0.005	1.429	Oversupply
12/19/2018 14:19	0:01	KS	0.007	1.395	Oversupply
12/19/2018 14:19	0:01	SMRR	0.005	1.791	Oversupply
12/19/2018 14:20	0:01	KS	0.007	1.159	Oversupply
12/19/2018 14:20	0:01	SMRR	0.005	1.870	Oversupply
12/19/2018 14:21	0:01	KS	0.007	1.312	Oversupply
12/19/2018 14:21	0:01	SMRR	0.005	1.952	Oversupply
12/19/2018 14:21	0:01	KS	0.007	1.456	Oversupply
12/19/2018 14:22	0:01	SMRR	0.005	1.787	Oversupply
12/19/2018 14:22	0:01	KS	0.007	1.671	Oversupply
12/19/2018 14:22	0:01	SMRR	0.005	2.235	Oversupply
12/19/2018 14:23	0:01	KS	0.007	1.381	Oversupply
12/19/2018 14:24	0:01	KS	0.007	1.764	Oversupply
12/19/2018 14:32	0:01	SMRR	0.014	2.546	Oversupply
12/19/2018 14:32	0:01	SMRR	0.014	1.893	Oversupply
12/19/2018 14:33	0:01	SMRR	0.014	1.463	Oversupply
12/19/2018 14:34	0:01	KS	0.017	1.637	Oversupply
12/19/2018 14:34	0:01	SMRR	0.014	1.301	Oversupply
12/19/2018 14:34	0:01	KS	0.016	0.848	Oversupply
12/19/2018 14:35	0:01	SMRR	0.014	1.045	Oversupply
12/19/2018 14:35	0:01	KS	0.017	0.758	Oversupply
12/19/2018 14:35	0:01	SMRR	0.014	1.025	Oversupply
12/19/2018 14:36	0:01	KS	0.017	0.728	Oversupply
12/19/2018 14:36	0:01	SMRR	0.014	1.210	Oversupply
12/19/2018 14:37	0:01	KS	0.017	0.851	Oversupply
12/19/2018 14:37	0:01	SMRR	0.014	0.776	Oversupply
12/19/2018 14:37	0:01	KS	0.016	0.767	Oversupply
12/19/2018 14:38	0:01	SMRR	0.014	0.530	Oversupply
12/19/2018 14:38	0:01	KS	0.017	0.424	Oversupply
12/19/2018 14:38	0:01	SMRR	0.014	0.542	Oversupply
12/19/2018 14:39	0:01	KS	0.017	0.348	Oversupply
12/19/2018 14:39	0:01	SMRR	0.014	0.949	Oversupply
12/19/2018 14:40	0:01	KS	0.016	0.316	Oversupply
12/19/2018 14:40	0:01	SMRR	0.014	1.010	Oversupply
12/19/2018 14:40	0:01	KS	0.016	0.880	Oversupply
12/19/2018 14:41	0:01	SMRR	0.014	0.646	Oversupply
12/19/2018 14:41	0:01	KS	0.017	0.479	Oversupply
12/19/2018 14:42	0:01	SMRR	0.014	1.313	Oversupply
12/19/2018 14:42	0:01	KS	0.017	0.465	Oversupply
12/19/2018 14:42	0:01	SMRR	0.014	1.478	Oversupply
12/19/2018 14:43	0:01	KS	0.017	0.848	Oversupply
12/19/2018 14:43	0:01	SMRR	0.014	1.822	Oversupply
12/19/2018 14:43	0:01	KS	0.016	0.803	Oversupply
12/19/2018 14:44	0:01	SMRR	0.013	1.651	Oversupply
12/19/2018 14:44	0:01	KS	0.008	0.884	Oversupply
12/19/2018 14:45	0:01	SMRR	0.000	1.987	Oversupply
12/19/2018 14:45	0:01	KS	0.001	0.984	Oversupply
12/19/2018 15:12	0:01	AWE	0.002	0.100	Oversupply
12/19/2018 15:40	0:02	AWE	0.003	0.100	Oversupply
12/20/2018 1:17	0:01	KWP/II	0.001	20.689	Oversupply
12/20/2018 1:19	0:01	KWP/II	0.007	20.688	Oversupply
12/20/2018 1:21	2:36	KWP/II	6.887	20.708	Oversupply
12/20/2018 3:58	0:12	KWP/II	0.174	20.678	Oversupply
12/20/2018 4:11	0:03	KWP/II	0.070	20.696	Oversupply
12/20/2018 5:00	0:01	KWP/II	0.001	20.703	Oversupply
12/20/2018 10:35	0:01	SMRR	0.018	1.940	Oversupply
12/20/2018 10:36	0:34	BS250	Data is not available	Data is not available	Oversupply
12/20/2018 10:36	0:34	ESB	Data is not available	Data is not available	Oversupply
12/20/2018 10:36	0:01	SMRR	0.018	0.699	Oversupply
12/20/2018 10:36	0:01	KS	0.014	2.260	Oversupply
12/20/2018 10:36	0:34	SMRR	1.321	0.033	Oversupply
12/20/2018 10:37	0:34	KWP/II	2.211	20.509	Oversupply
12/20/2018 10:37	0:01	KS	0.014	1.188	Oversupply
12/20/2018 10:37	0:34	KS	1.167	0.057	Oversupply
12/20/2018 11:11	0:01	SMRR	0.032	0.711	Oversupply



Maui Curtailment Report

December 2018

Start Date and Time	Duration	IPP Curtailed	Estimated Curtailed MWH	Peak MW Curtailed	Reasons for Curtailment
12/20/2018 11:12	0:01	SMRR	0.031	0.698	Oversupply
12/20/2018 11:12	0:01	KS	0.030	0.065	Oversupply
12/20/2018 11:12	0:01	SMRR	0.032	0.860	Oversupply
12/20/2018 11:12	0:01	KS	0.030	0.184	Oversupply
12/20/2018 11:13	0:01	SMRR	0.032	1.137	Oversupply
12/20/2018 11:13	0:01	KS	0.030	0.290	Oversupply
12/20/2018 11:14	0:01	SMRR	0.032	0.890	Oversupply
12/20/2018 11:14	0:02	KS	0.057	0.738	Oversupply
12/20/2018 11:15	0:01	SMRR	0.033	0.530	Oversupply
12/20/2018 11:15	0:01	SMRR	0.035	0.689	Oversupply
12/20/2018 11:16	1:08	BS250	Data is not available	Data is not available	Oversupply
12/20/2018 11:16	1:08	ESB	Data is not available	Data is not available	Oversupply
12/20/2018 11:16	0:01	KS	0.029	1.279	Oversupply
12/20/2018 11:16	1:08	SMRR	3.191	0.127	Oversupply
12/20/2018 11:16	0:01	KS	0.029	0.741	Oversupply
12/20/2018 11:17	0:01	KS	0.029	0.433	Oversupply
12/20/2018 11:18	0:01	KS	0.028	0.128	Oversupply
12/20/2018 11:19	1:06	KWPPII	14.178	20.658	Oversupply
12/20/2018 11:19	0:01	KS	0.029	0.083	Oversupply
12/20/2018 11:19	1:06	KS	2.823	0.021	Oversupply
12/20/2018 11:56	0:21	AWE	0.882	20.100	Oversupply
12/20/2018 12:20	0:01	AWE	0.004	20.000	Oversupply
12/20/2018 12:24	0:01	SMRR	0.035	0.103	Oversupply
12/20/2018 12:25	0:01	SMRR	0.036	0.303	Oversupply
12/20/2018 12:26	2:13	BS250	Data is not available	Data is not available	Oversupply
12/20/2018 12:26	2:13	ESB	Data is not available	Data is not available	Oversupply
12/20/2018 12:26	0:01	KS	0.029	0.079	Oversupply
12/20/2018 12:26	0:01	SMRR	0.036	1.010	Oversupply
12/20/2018 12:27	2:12	KWPPII	21.163	20.691	Oversupply
12/20/2018 12:27	0:01	KS	0.028	0.182	Oversupply
12/20/2018 12:27	2:12	SMRR	6.120	0.077	Oversupply
12/20/2018 12:27	2:13	KS	5.719	0.400	Oversupply
12/20/2018 12:44	0:01	AWE	0.005	19.500	Oversupply
12/20/2018 14:39	0:01	SMRR	0.031	0.203	Oversupply
12/20/2018 14:39	0:01	SMRR	0.031	0.832	Oversupply
12/20/2018 14:40	0:01	BS250	Data is not available	Data is not available	Oversupply
12/20/2018 14:40	0:01	ESB	Data is not available	Data is not available	Oversupply
12/20/2018 14:40	0:01	KS	0.032	0.091	Oversupply
12/20/2018 14:40	0:01	SMRR	0.031	0.167	Oversupply
12/20/2018 14:41	0:02	KWPPII	0.005	20.627	Oversupply
12/20/2018 14:41	0:01	KS	0.031	0.213	Oversupply
12/20/2018 14:41	0:01	SMRR	0.030	0.085	Oversupply
12/20/2018 14:42	0:01	BS250	Data is not available	Data is not available	Oversupply
12/20/2018 14:42	0:01	ESB	Data is not available	Data is not available	Oversupply
12/20/2018 14:42	0:01	KS	0.032	0.383	Oversupply
12/20/2018 14:42	0:02	SMRR	0.061	0.031	Oversupply
12/20/2018 14:42	0:01	KS	0.032	0.514	Oversupply
12/20/2018 14:43	0:01	KS	0.032	0.003	Oversupply
12/20/2018 14:43	0:01	SMRR	0.031	0.396	Oversupply
12/20/2018 14:44	0:25	BS250	Data is not available	Data is not available	Oversupply
12/20/2018 14:44	0:25	ESB	Data is not available	Data is not available	Oversupply
12/20/2018 14:44	0:10	KWPPII	0.291	20.493	Oversupply
12/20/2018 14:44	0:01	KS	0.031	0.104	Oversupply
12/20/2018 14:44	0:09	SMRR	0.354	-0.003	Oversupply
12/20/2018 14:45	0:10	KS	0.398	0.048	Oversupply
12/20/2018 14:53	0:01	SMRR	0.029	0.036	Oversupply
12/20/2018 14:54	0:15	SMRR	0.535	0.062	Oversupply
12/20/2018 14:55	0:14	KWPPII	0.414	20.659	Oversupply
12/20/2018 14:55	0:01	KS	0.031	0.148	Oversupply
12/20/2018 14:55	0:14	KS	0.526	0.037	Oversupply
12/20/2018 15:09	0:01	KS	0.029	0.004	Oversupply
12/20/2018 15:09	0:01	SMRR	0.025	0.263	Oversupply
12/20/2018 15:10	0:01	KS	0.029	0.078	Oversupply
12/20/2018 15:10	0:01	SMRR	0.025	0.708	Oversupply
12/20/2018 15:11	0:01	BS250	Data is not available	Data is not available	Oversupply
12/20/2018 15:11	0:01	ESB	Data is not available	Data is not available	Oversupply
12/20/2018 15:11	0:01	KS	0.029	0.202	Oversupply
12/20/2018 15:11	0:01	SMRR	0.026	0.414	Oversupply
12/20/2018 15:11	0:01	KS	0.029	0.089	Oversupply
12/20/2018 15:12	0:01	SMRR	0.025	0.022	Oversupply
12/20/2018 15:12	0:01	KS	0.029	0.000	Oversupply
12/20/2018 15:12	0:01	SMRR	0.025	0.313	Oversupply
12/20/2018 15:13	0:01	KS	0.029	0.104	Oversupply
12/20/2018 15:13	0:01	SMRR	0.025	0.667	Oversupply
12/20/2018 15:14	0:01	KS	0.028	0.085	Oversupply
12/20/2018 15:14	0:01	SMRR	0.021	1.366	Oversupply
12/20/2018 15:15	0:01	KS	0.003	0.223	Oversupply
12/20/2018 15:15	0:01	SMRR	0.001	1.369	Oversupply
12/20/2018 15:15	0:01	KS	0.003	0.269	Oversupply
12/20/2018 21:57	0:21	KWPPII	1.670	20.678	Oversupply
12/20/2018 23:21	0:02	KWPPII	0.006	19.055	Oversupply
12/20/2018 23:26	0:07	KWPPII	0.142	20.593	Oversupply
12/20/2018 23:39	5:50	KWPPII	65.630	20.706	Oversupply



Maui Curtailment Report

December 2018

Start Date and Time	Duration	IPP Curtailed	Estimated Curtailed MWH	Peak MW Curtailed	Reasons for Curtailment
12/21/2018 1:14	0:02	AWE	0.020	19.400	Oversupply
12/21/2018 1:17	0:02	AWE	0.026	19.300	Oversupply
12/21/2018 1:21	0:01	AWE	0.008	18.800	Oversupply
12/21/2018 1:25	0:18	AWE	0.359	20.100	Oversupply
12/21/2018 1:44	0:03	AWE	0.023	19.000	Oversupply
12/21/2018 2:04	0:07	AWE	0.080	20.600	Oversupply
12/21/2018 2:16	0:01	AWE	0.003	19.600	Oversupply
12/21/2018 2:34	0:02	AWE	0.010	16.400	Oversupply
12/21/2018 2:41	0:01	AWE	0.007	16.700	Oversupply
12/21/2018 2:43	0:01	AWE	0.000	17.500	Oversupply
12/21/2018 5:53	0:01	KWP/II	0.002	18.804	Oversupply
12/21/2018 6:00	0:03	KWP/II	0.025	18.619	Oversupply
12/21/2018 8:44	0:06	BS250	Data is not available	Data is not available	Oversupply
12/21/2018 8:44	0:06	ESB	Data is not available	Data is not available	Oversupply
12/21/2018 8:44	0:01	SMRR	0.001	1.312	Oversupply
12/21/2018 8:45	0:06	KWP/II	0.048	17.399	Oversupply
12/21/2018 8:45	0:04	SMRR	0.072	0.155	Oversupply
12/21/2018 8:45	0:01	KS	0.005	0.393	Oversupply
12/21/2018 8:46	0:03	KS	0.019	0.392	Oversupply
12/21/2018 8:48	0:02	SMRR	0.044	0.013	Oversupply
12/21/2018 8:49	0:01	KS	0.005	0.015	Oversupply
12/21/2018 8:50	0:02	KS	0.009	0.005	Oversupply
12/21/2018 8:51	0:01	SMRR	0.014	0.277	Oversupply
12/21/2018 8:51	0:01	SMRR	0.014	0.553	Oversupply
12/21/2018 8:52	0:01	KS	0.005	0.215	Oversupply
12/21/2018 8:52	0:01	SMRR	0.015	0.923	Oversupply
12/21/2018 8:52	0:01	KS	0.005	0.240	Oversupply
12/21/2018 8:53	0:01	BS250	Data is not available	Data is not available	Oversupply
12/21/2018 8:53	0:01	ESB	Data is not available	Data is not available	Oversupply
12/21/2018 8:53	0:01	SMRR	0.014	0.255	Oversupply
12/21/2018 8:53	0:01	KS	0.005	0.347	Oversupply
12/21/2018 8:54	0:03	KWP/II	0.016	16.378	Oversupply
12/21/2018 8:54	0:01	SMRR	0.014	0.013	Oversupply
12/21/2018 8:54	0:03	KS	0.019	0.080	Oversupply
12/21/2018 8:54	0:01	SMRR	0.014	0.108	Oversupply
12/21/2018 8:55	0:02	SMRR	0.029	0.144	Oversupply
12/21/2018 8:57	0:01	SMRR	0.014	0.251	Oversupply
12/21/2018 8:58	0:01	SMRR	0.014	0.818	Oversupply
12/21/2018 8:58	0:01	KS	0.005	0.139	Oversupply
12/21/2018 8:58	0:01	SMRR	0.014	0.707	Oversupply
12/21/2018 8:59	0:01	KS	0.005	0.273	Oversupply
12/21/2018 8:59	0:01	SMRR	0.013	1.008	Oversupply
12/21/2018 8:59	0:01	KS	0.003	0.269	Oversupply
12/21/2018 9:00	0:01	KS	0.004	0.258	Oversupply
12/21/2018 9:01	0:07	BS250	Data is not available	Data is not available	Oversupply
12/21/2018 9:01	0:07	ESB	Data is not available	Data is not available	Oversupply
12/21/2018 9:01	0:01	SMRR	0.013	1.057	Oversupply
12/21/2018 9:01	0:07	SMRR	0.120	0.015	Oversupply
12/21/2018 9:02	0:07	KWP/II	0.206	14.927	Oversupply
12/21/2018 9:02	0:07	KS	0.033	0.333	Oversupply
12/21/2018 9:08	0:01	SMRR	0.013	0.299	Oversupply
12/21/2018 9:09	0:01	KS	0.004	0.028	Oversupply
12/21/2018 9:09	0:01	SMRR	0.013	0.851	Oversupply
12/21/2018 9:10	0:01	KS	0.004	0.504	Oversupply
12/21/2018 9:10	0:01	SMRR	0.013	1.044	Oversupply
12/21/2018 9:11	0:01	SMRR	0.013	1.143	Oversupply
12/21/2018 9:11	0:01	KS	0.004	0.807	Oversupply
12/21/2018 9:11	0:01	KS	0.004	0.539	Oversupply
12/21/2018 9:12	0:01	SMRR	0.013	1.669	Oversupply
12/21/2018 9:13	0:01	SMRR	0.013	0.582	Oversupply
12/21/2018 9:13	0:01	KS	0.004	0.474	Oversupply
12/21/2018 9:14	0:01	SMRR	0.013	0.876	Oversupply
12/21/2018 9:14	0:01	KS	0.003	0.594	Oversupply
12/21/2018 9:14	0:01	SMRR	0.005	0.633	Oversupply
12/21/2018 9:15	0:01	KS	0.004	0.657	Oversupply
12/21/2018 9:15	0:01	SMRR	0.005	0.146	Oversupply
12/21/2018 9:16	0:01	KS	0.004	0.646	Oversupply
12/21/2018 9:16	0:01	SMRR	0.005	0.458	Oversupply
12/21/2018 9:17	0:01	BS250	Data is not available	Data is not available	Oversupply
12/21/2018 9:17	0:01	ESB	Data is not available	Data is not available	Oversupply
12/21/2018 9:17	0:01	KS	0.004	0.379	Oversupply
12/21/2018 9:17	0:01	SMRR	0.005	0.721	Oversupply
12/21/2018 9:17	0:01	SMRR	0.005	0.018	Oversupply
12/21/2018 9:17	0:01	KS	0.004	0.746	Oversupply
12/21/2018 9:18	0:01	SMRR	0.005	0.441	Oversupply
12/21/2018 9:18	0:01	KS	0.004	0.393	Oversupply
12/21/2018 9:19	0:01	KS	0.004	0.133	Oversupply
12/21/2018 9:31	0:01	SMRR	0.011	1.560	Oversupply
12/21/2018 9:32	0:01	SMRR	0.011	1.294	Oversupply
12/21/2018 9:32	0:01	KS	0.003	0.762	Oversupply
12/21/2018 9:33	0:01	SMRR	0.011	1.103	Oversupply
12/21/2018 9:33	0:01	KS	0.003	0.795	Oversupply
12/21/2018 9:34	0:01	KS	0.003	0.842	Oversupply



Maui Curtailment Report

December 2018

Start Date and Time	Duration	IPP Curtailed	Estimated Curtailed MWH	Peak MW Curtailed	Reasons for Curtailment
12/21/2018 9:34	0:01	SMRR	0.011	1.294	Oversupply
12/21/2018 9:35	0:01	KS	0.003	1.168	Oversupply
12/21/2018 9:38	0:01	SMRR	0.011	1.964	Oversupply
12/21/2018 9:39	0:12	BS250	Data is not available	Data is not available	Oversupply
12/21/2018 9:39	0:12	ESB	Data is not available	Data is not available	Oversupply
12/21/2018 9:39	0:01	SMRR	0.011	0.897	Oversupply
12/21/2018 9:39	0:01	KS	0.003	0.652	Oversupply
12/21/2018 9:40	0:11	SMRR	0.291	0.021	Oversupply
12/21/2018 9:40	0:01	KS	0.003	0.722	Oversupply
12/21/2018 9:41	0:10	KWP/II	0.351	13.470	Oversupply
12/21/2018 9:41	0:11	KS	0.126	0.502	Oversupply
12/21/2018 9:51	0:01	SMRR	0.026	0.151	Oversupply
12/21/2018 9:52	0:01	KWP/II	0.005	10.450	Oversupply
12/21/2018 9:52	0:01	SMRR	0.026	0.421	Oversupply
12/21/2018 9:52	0:01	KS	0.013	0.149	Oversupply
12/21/2018 9:53	0:13	BS250	Data is not available	Data is not available	Oversupply
12/21/2018 9:53	0:13	ESB	Data is not available	Data is not available	Oversupply
12/21/2018 9:53	0:01	SMRR	0.026	0.173	Oversupply
12/21/2018 9:53	0:01	KS	0.013	0.061	Oversupply
12/21/2018 9:53	0:13	SMRR	0.358	0.464	Oversupply
12/21/2018 9:54	0:12	KWP/II	0.423	12.847	Oversupply
12/21/2018 9:54	0:01	KS	0.013	0.369	Oversupply
12/21/2018 9:55	0:13	KS	0.162	0.006	Oversupply
12/21/2018 10:06	0:01	SMRR	0.017	0.468	Oversupply
12/21/2018 10:07	0:01	SMRR	0.017	0.975	Oversupply
12/21/2018 10:08	0:01	KS	0.009	0.438	Oversupply
12/21/2018 10:08	0:01	SMRR	0.017	1.350	Oversupply
12/21/2018 10:08	0:01	KS	0.009	0.954	Oversupply
12/21/2018 10:09	0:01	SMRR	0.017	1.762	Oversupply
12/21/2018 10:09	0:01	KS	0.009	0.774	Oversupply
12/21/2018 10:10	0:01	SMRR	0.017	2.235	Oversupply
12/21/2018 10:10	0:01	KS	0.009	0.643	Oversupply
12/21/2018 10:11	0:01	SMRR	0.017	1.582	Oversupply
12/21/2018 10:11	0:02	KS	0.019	1.032	Oversupply
12/21/2018 10:12	0:01	SMRR	0.017	1.662	Oversupply
12/21/2018 10:12	0:01	SMRR	0.017	2.253	Oversupply
12/21/2018 10:15	0:01	SMRR	0.018	1.678	Oversupply
12/21/2018 10:16	0:01	KS	0.011	1.181	Oversupply
12/21/2018 10:16	0:01	SMRR	0.017	0.823	Oversupply
12/21/2018 10:17	0:01	SMRR	0.018	0.420	Oversupply
12/21/2018 10:17	0:01	KS	0.010	1.255	Oversupply
12/21/2018 10:18	0:03	BS250	Data is not available	Data is not available	Oversupply
12/21/2018 10:18	0:03	ESB	Data is not available	Data is not available	Oversupply
12/21/2018 10:18	0:02	SMRR	0.035	0.177	Oversupply
12/21/2018 10:18	0:01	KS	0.011	0.382	Oversupply
12/21/2018 10:19	0:02	KS	0.022	0.156	Oversupply
12/21/2018 10:19	0:02	SMRR	0.053	0.022	Oversupply
12/21/2018 10:20	0:02	KWP/II	0.007	7.851	Oversupply
12/21/2018 10:20	0:03	KS	0.032	0.017	Oversupply
12/21/2018 10:22	0:01	SMRR	0.018	0.182	Oversupply
12/21/2018 10:22	0:01	SMRR	0.018	0.623	Oversupply
12/21/2018 10:23	0:01	SMRR	0.017	0.762	Oversupply
12/21/2018 10:23	0:01	KS	0.011	0.514	Oversupply
12/21/2018 10:24	0:01	SMRR	0.018	0.835	Oversupply
12/21/2018 10:24	0:01	KS	0.011	0.746	Oversupply
12/21/2018 10:25	0:01	SMRR	0.018	0.987	Oversupply
12/21/2018 10:25	0:01	KS	0.011	1.139	Oversupply
12/21/2018 10:29	0:01	KS	0.013	0.810	Oversupply
12/21/2018 10:32	0:01	SMRR	0.024	2.405	Oversupply
12/21/2018 10:33	0:01	SMRR	0.024	1.419	Oversupply
12/21/2018 10:33	0:01	KS	0.011	1.449	Oversupply
12/21/2018 10:34	0:27	BS250	Data is not available	Data is not available	Oversupply
12/21/2018 10:34	0:27	ESB	Data is not available	Data is not available	Oversupply
12/21/2018 10:34	0:27	SMRR	1.032	0.162	Oversupply
12/21/2018 10:34	0:01	KS	0.011	1.306	Oversupply
12/21/2018 10:35	0:26	KWP/II	1.895	13.251	Oversupply
12/21/2018 10:35	0:27	KS	0.479	0.170	Oversupply
12/21/2018 11:00	0:01	SMRR	0.031	0.023	Oversupply
12/21/2018 11:01	0:01	SMRR	0.032	0.421	Oversupply
12/21/2018 11:02	0:01	KS	0.021	0.567	Oversupply
12/21/2018 11:03	0:01	SMRR	0.032	0.855	Oversupply
12/21/2018 11:03	0:01	SMRR	0.031	0.857	Oversupply
12/21/2018 11:04	0:25	BS250	Data is not available	Data is not available	Oversupply
12/21/2018 11:04	0:25	ESB	Data is not available	Data is not available	Oversupply
12/21/2018 11:04	0:01	KS	0.021	0.893	Oversupply
12/21/2018 11:04	0:24	SMRR	1.089	0.822	Oversupply
12/21/2018 11:05	0:01	KS	0.021	1.341	Oversupply
12/21/2018 11:05	0:23	KWP/II	5.517	17.168	Oversupply
12/21/2018 11:05	0:25	KS	0.799	0.637	Oversupply
12/21/2018 11:11	0:12	AWE	0.342	21.000	Oversupply
12/21/2018 11:29	0:01	SMRR	0.036	-0.002	Oversupply
12/21/2018 11:29	0:01	SMRR	0.035	0.386	Oversupply
12/21/2018 11:30	1:06	BS250	Data is not available	Data is not available	Oversupply
12/21/2018 11:30	1:06	ESB	Data is not available	Data is not available	Oversupply
12/21/2018 11:30	0:01	SMRR	0.035	0.872	Oversupply
12/21/2018 11:30	0:01	KS	0.031	0.711	Oversupply
12/21/2018 11:31	1:06	KWP/II	7.743	17.958	Oversupply
12/21/2018 11:31	1:06	SMRR	3.039	0.755	Oversupply



Maui Curtailment Report

December 2018

Start Date and Time	Duration	IPP Curtailed	Estimated Curtailed MWH	Peak MW Curtailed	Reasons for Curtailment
12/21/2018 11:31	1:07	KS	2.372	1.227	Oversupply
12/21/2018 12:37	0:01	SMRR	0.027	0.167	Oversupply
12/21/2018 12:37	0:01	SMRR	0.028	0.271	Oversupply
12/21/2018 12:38	0:01	BS250	Data is not available	Data is not available	Oversupply
12/21/2018 12:38	0:01	ESB	Data is not available	Data is not available	Oversupply
12/21/2018 12:38	0:01	KS	0.035	0.184	Oversupply
12/21/2018 12:38	0:01	SMRR	0.028	0.182	Oversupply
12/21/2018 12:39	0:01	KS	0.035	0.266	Oversupply
12/21/2018 12:39	0:01	SMRR	0.028	0.025	Oversupply
12/21/2018 12:40	0:01	KS	0.035	0.002	Oversupply
12/21/2018 12:40	0:01	SMRR	0.028	0.210	Oversupply
12/21/2018 12:40	0:01	KS	0.035	0.069	Oversupply
12/21/2018 12:40	0:01	SMRR	0.027	0.866	Oversupply
12/21/2018 12:41	0:01	KS	0.034	0.582	Oversupply
12/21/2018 12:51	0:01	SMRR	0.009	2.859	Oversupply
12/21/2018 12:52	0:01	SMRR	0.009	2.434	Oversupply
12/21/2018 12:53	0:01	KS	0.010	2.368	Oversupply
12/21/2018 12:53	0:01	SMRR	0.009	2.175	Oversupply
12/21/2018 12:53	0:01	KS	0.010	1.962	Oversupply
12/21/2018 12:53	0:01	SMRR	0.009	1.242	Oversupply
12/21/2018 12:54	0:01	SMRR	0.009	1.202	Oversupply
12/21/2018 12:54	0:01	KS	0.010	1.796	Oversupply
12/21/2018 12:55	0:01	SMRR	0.009	0.712	Oversupply
12/21/2018 12:55	0:01	KS	0.010	1.115	Oversupply
12/21/2018 12:56	0:01	SMRR	0.009	0.285	Oversupply
12/21/2018 12:56	0:01	KS	0.010	0.888	Oversupply
12/21/2018 12:56	0:01	SMRR	0.010	1.476	Oversupply
12/21/2018 12:57	0:01	KS	0.010	0.485	Oversupply
12/21/2018 12:57	0:01	SMRR	0.009	2.250	Oversupply
12/21/2018 12:58	0:01	KS	0.010	1.683	Oversupply
12/21/2018 12:58	0:01	SMRR	0.009	1.761	Oversupply
12/21/2018 12:59	0:01	KS	0.010	1.460	Oversupply
12/21/2018 12:59	0:01	SMRR	0.010	2.198	Oversupply
12/21/2018 12:59	0:01	KS	0.019	1.104	Oversupply
12/21/2018 13:00	0:01	SMRR	0.008	1.639	Oversupply
12/21/2018 13:00	0:01	KS	0.005	1.375	Oversupply
12/21/2018 13:04	0:01	SMRR	0.008	2.823	Oversupply
12/21/2018 13:05	0:01	SMRR	0.008	2.930	Oversupply
12/21/2018 13:09	0:01	SMRR	0.008	2.181	Oversupply
12/21/2018 13:10	0:01	SMRR	0.008	2.605	Oversupply
12/21/2018 13:11	0:01	SMRR	0.008	2.213	Oversupply
12/21/2018 13:12	0:01	KS	0.005	1.387	Oversupply
12/21/2018 13:12	0:01	SMRR	0.008	2.303	Oversupply
12/21/2018 13:12	0:01	KS	0.005	1.127	Oversupply
12/21/2018 13:13	0:01	SMRR	0.008	1.950	Oversupply
12/21/2018 13:13	0:01	SMRR	0.008	0.754	Oversupply
12/21/2018 13:13	0:01	KS	0.005	1.144	Oversupply
12/21/2018 13:14	0:02	BS250	Data is not available	Data is not available	Oversupply
12/21/2018 13:14	0:02	ESB	Data is not available	Data is not available	Oversupply
12/21/2018 13:14	0:02	SMRR	0.056	0.286	Oversupply
12/21/2018 13:14	0:01	KS	0.014	0.366	Oversupply
12/21/2018 13:15	0:01	KW/PIL	0.016	17.865	Oversupply
12/21/2018 13:15	0:01	KS	0.024	0.177	Oversupply
12/21/2018 13:16	0:01	KS	0.024	0.027	Oversupply
12/21/2018 13:16	0:01	SMRR	0.019	0.254	Oversupply
12/21/2018 13:17	0:01	KS	0.024	0.001	Oversupply
12/21/2018 13:17	0:01	SMRR	0.019	0.646	Oversupply
12/21/2018 13:18	0:01	KS	0.024	0.543	Oversupply
12/21/2018 13:18	0:01	SMRR	0.019	0.850	Oversupply
12/21/2018 13:19	0:04	BS250	Data is not available	Data is not available	Oversupply
12/21/2018 13:19	0:04	ESB	Data is not available	Data is not available	Oversupply
12/21/2018 13:19	0:01	KS	0.024	0.599	Oversupply
12/21/2018 13:19	0:05	KW/PIL	0.041	19.017	Oversupply
12/21/2018 13:19	0:01	SMRR	0.019	0.649	Oversupply
12/21/2018 13:19	0:01	KS	0.025	0.857	Oversupply
12/21/2018 13:19	0:04	SMRR	0.095	0.239	Oversupply
12/21/2018 13:20	0:04	KS	0.121	0.524	Oversupply
12/21/2018 13:23	0:01	SMRR	0.019	0.062	Oversupply
12/21/2018 13:24	0:01	SMRR	0.019	0.197	Oversupply
12/21/2018 13:25	0:01	KS	0.024	0.330	Oversupply
12/21/2018 13:25	0:01	SMRR	0.019	0.354	Oversupply
12/21/2018 13:25	0:01	KS	0.024	0.745	Oversupply
12/21/2018 13:26	0:01	SMRR	0.019	0.317	Oversupply
12/21/2018 13:26	0:01	SMRR	0.019	0.306	Oversupply
12/21/2018 13:26	0:01	KS	0.024	0.820	Oversupply
12/21/2018 13:27	0:01	SMRR	0.019	0.455	Oversupply
12/21/2018 13:27	0:01	KS	0.024	1.057	Oversupply
12/21/2018 13:28	0:01	KS	0.024	1.122	Oversupply
12/21/2018 13:35	0:01	SMRR	0.001	0.785	Oversupply
12/21/2018 15:27	0:01	SMRR	0.001	2.053	Oversupply
12/21/2018 15:28	0:01	SMRR	0.001	1.513	Oversupply
12/21/2018 15:28	0:01	SMRR	0.001	1.477	Oversupply
12/21/2018 16:03	0:06	BS250	Data is not available	Data is not available	Oversupply
12/21/2018 16:03	0:06	ESB	Data is not available	Data is not available	Oversupply
12/21/2018 16:03	0:22	KW/PIL	0.646	18.536	Oversupply
12/21/2018 16:03	0:24	SMRR	0.396	1.430	Oversupply
12/21/2018 16:10	0:17	BS250	Data is not available	Data is not available	Oversupply
12/21/2018 16:10	0:17	ESB	Data is not available	Data is not available	Oversupply
12/21/2018 16:27	0:01	SMRR	0.013	0.459	Oversupply
12/21/2018 16:50	0:01	SMRR	0.008	0.623	Oversupply
12/21/2018 16:51	0:12	SMRR	0.120	0.069	Oversupply
12/21/2018 16:52	0:11	BS250	Data is not available	Data is not available	Oversupply
12/21/2018 16:52	0:11	ESB	Data is not available	Data is not available	Oversupply
12/21/2018 16:52	0:11	KW/PIL	0.289	19.559	Oversupply



Maui Curtailment Report

December 2018

Start Date and Time	Duration	IPP Curtailed	Estimated Curtailed MWH	Peak MW Curtailed	Reasons for Curtailment
12/21/2018 21:14	0:48	KWP/II	2.497	20.708	Oversupply
12/21/2018 22:22	0:01	KWP/II	0.016	20.205	Oversupply
12/21/2018 22:24	0:21	KWP/II	1.080	20.698	Oversupply
12/21/2018 22:46	0:01	KWP/II	0.004	20.644	Oversupply
12/21/2018 22:49	0:01	KWP/II	0.006	20.597	Oversupply
12/21/2018 22:51	0:03	KWP/II	0.018	20.660	Oversupply
12/21/2018 22:55	0:01	KWP/II	0.002	20.625	Oversupply
12/21/2018 22:57	4:17	KWP/II	42.955	20.708	Oversupply
12/22/2018 3:20	0:11	KWP/II	0.299	16.039	Oversupply
12/22/2018 3:32	0:33	KWP/II	4.354	16.793	Oversupply
12/22/2018 3:51	0:10	AWE	0.355	18.200	Oversupply
12/22/2018 4:08	0:07	KWP/II	0.366	9.562	Oversupply
12/22/2018 4:24	1:41	KWP/II	14.584	20.435	Oversupply
12/22/2018 7:13	0:04	KWP/II	0.049	12.172	Oversupply
12/22/2018 7:14	0:02	BS250	Data is not available	Data is not available	Oversupply
12/22/2018 7:14	0:02	ESB	Data is not available	Data is not available	Oversupply
12/22/2018 11:27	0:01	SMRR	0.001	2.727	Oversupply
12/22/2018 11:31	0:01	KS	0.004	2.565	Oversupply
12/22/2018 11:31	0:01	SMRR	0.007	2.164	Oversupply
12/22/2018 11:32	0:01	SMRR	0.007	2.364	Oversupply
12/22/2018 11:33	0:01	SMRR	0.007	2.067	Oversupply
12/22/2018 11:34	0:01	KS	0.004	2.402	Oversupply
12/22/2018 11:34	0:01	SMRR	0.008	1.907	Oversupply
12/22/2018 11:34	0:01	KS	0.004	2.088	Oversupply
12/22/2018 11:34	0:01	SMRR	0.007	2.097	Oversupply
12/22/2018 11:35	0:01	KS	0.004	2.301	Oversupply
12/22/2018 11:36	0:01	KS	0.004	2.483	Oversupply
12/22/2018 11:37	0:01	SMRR	0.007	2.678	Oversupply
12/22/2018 11:38	0:01	SMRR	0.007	1.774	Oversupply
12/22/2018 11:38	0:01	KS	0.004	2.284	Oversupply
12/22/2018 11:38	0:01	SMRR	0.007	2.282	Oversupply
12/22/2018 11:39	0:01	KS	0.004	2.255	Oversupply
12/22/2018 11:39	0:01	SMRR	0.007	2.172	Oversupply
12/22/2018 11:40	0:01	KS	0.004	2.283	Oversupply
12/22/2018 11:40	0:01	SMRR	0.007	1.849	Oversupply
12/22/2018 11:41	0:01	KS	0.004	2.013	Oversupply
12/22/2018 11:41	0:01	SMRR	0.007	1.924	Oversupply
12/22/2018 11:41	0:01	SMRR	0.009	2.225	Oversupply
12/22/2018 11:41	0:01	KS	0.004	2.000	Oversupply
12/22/2018 11:42	0:01	KS	0.004	2.297	Oversupply
12/22/2018 11:42	0:01	SMRR	0.008	2.185	Oversupply
12/22/2018 11:43	0:01	SMRR	0.007	2.019	Oversupply
12/22/2018 11:43	0:01	KS	0.004	2.274	Oversupply
12/22/2018 11:44	0:02	SMRR	0.014	2.069	Oversupply
12/22/2018 11:44	0:01	KS	0.004	2.230	Oversupply
12/22/2018 11:45	0:01	KS	0.005	2.282	Oversupply
12/22/2018 11:45	0:01	SMRR	0.007	1.992	Oversupply
12/22/2018 11:46	0:01	KS	0.005	2.168	Oversupply
12/22/2018 11:46	0:01	SMRR	0.007	1.865	Oversupply
12/22/2018 11:47	0:01	KS	0.005	1.836	Oversupply
12/22/2018 11:47	0:01	SMRR	0.007	1.920	Oversupply
12/22/2018 11:47	0:01	KS	0.005	2.086	Oversupply
12/22/2018 11:48	0:01	SMRR	0.007	1.614	Oversupply
12/22/2018 11:48	0:01	KS	0.005	1.767	Oversupply
12/22/2018 11:48	0:01	SMRR	0.007	1.625	Oversupply
12/22/2018 11:49	0:01	KS	0.005	1.704	Oversupply
12/22/2018 11:49	0:01	SMRR	0.007	1.406	Oversupply
12/22/2018 11:50	0:01	SMRR	0.007	1.482	Oversupply
12/22/2018 11:50	0:01	KS	0.005	1.786	Oversupply
12/22/2018 11:51	0:01	SMRR	0.007	1.457	Oversupply
12/22/2018 11:51	0:01	KS	0.005	1.733	Oversupply
12/22/2018 11:51	0:01	SMRR	0.007	2.074	Oversupply
12/22/2018 11:52	0:01	KS	0.005	1.673	Oversupply
12/22/2018 11:53	0:01	KS	0.005	2.309	Oversupply
12/23/2018 1:43	0:05	KWP/II	0.061	1.720	Oversupply
12/23/2018 1:44	0:02	AWE	0.032	15.800	Oversupply
12/23/2018 1:51	0:35	KWP/II	3.093	14.150	Oversupply
12/23/2018 3:21	1:09	KWP/II	15.955	20.418	Oversupply
12/23/2018 3:39	0:02	AWE	0.049	12.500	Oversupply
12/23/2018 3:42	0:02	AWE	0.070	13.300	Oversupply
12/23/2018 3:45	0:05	AWE	0.087	12.500	Oversupply
12/23/2018 3:51	0:02	AWE	0.034	12.600	Oversupply
12/23/2018 3:59	0:11	AWE	0.359	14.900	Oversupply
12/23/2018 4:22	0:01	AWE	0.003	14.800	Oversupply
12/23/2018 4:24	0:02	AWE	0.020	14.900	Oversupply
12/23/2018 4:32	0:57	KWP/II	10.330	20.708	Oversupply
12/23/2018 5:44	0:15	KWP/II	1.015	19.406	Oversupply
12/23/2018 6:45	0:04	KWP/II	0.045	19.538	Oversupply
12/23/2018 6:46	0:03	BS250	Data is not available	Data is not available	Oversupply
12/23/2018 6:46	0:03	ESB	Data is not available	Data is not available	Oversupply
12/23/2018 6:50	0:05	KWP/II	0.034	19.547	Oversupply
12/23/2018 6:52	0:03	BS250	Data is not available	Data is not available	Oversupply
12/23/2018 6:52	0:03	ESB	Data is not available	Data is not available	Oversupply
12/23/2018 7:14	0:05	BS250	Data is not available	Data is not available	Oversupply
12/23/2018 7:14	0:05	ESB	Data is not available	Data is not available	Oversupply
12/23/2018 7:14	0:06	KWP/II	0.109	20.692	Oversupply
12/23/2018 7:20	0:02	BS250	Data is not available	Data is not available	Oversupply
12/23/2018 7:20	0:02	ESB	Data is not available	Data is not available	Oversupply
12/23/2018 7:21	0:05	KWP/II	0.012	20.701	Oversupply
12/23/2018 7:22	0:03	KS	0.002	0.032	Oversupply
12/23/2018 7:31	0:01	KS	0.000	0.087	Oversupply
12/23/2018 7:32	0:01	KWP/II	0.005	20.664	Oversupply
12/23/2018 7:32	0:01	SMRR	0.000	0.014	Oversupply
12/23/2018 7:32	0:01	KS	0.000	0.094	Oversupply



Maui Curtailment Report

December 2018

Start Date and Time	Duration	IPP Curtailed	Estimated Curtailed MWH	Peak MW Curtailed	Reasons for Curtailment
12/23/2018 7:41	0:02	BS250	Data is not available	Data is not available	Oversupply
12/23/2018 7:41	0:02	ESB	Data is not available	Data is not available	Oversupply
12/23/2018 7:41	0:02	SMRR	0.001	0.080	Oversupply
12/23/2018 7:42	0:01	KWP/II	0.004	20.586	Oversupply
12/23/2018 7:42	0:02	KS	0.001	0.104	Oversupply
12/23/2018 8:36	0:01	SMRR	0.002	0.750	Oversupply
12/23/2018 8:36	0:01	KS	0.000	0.182	Oversupply
12/23/2018 8:36	0:01	SMRR	0.002	0.799	Oversupply
12/23/2018 8:37	0:01	SMRR	0.002	0.471	Oversupply
12/23/2018 8:38	0:01	SMRR	0.002	0.742	Oversupply
12/23/2018 8:38	0:01	KS	0.000	0.118	Oversupply
12/23/2018 8:39	0:01	KS	0.000	0.209	Oversupply
12/23/2018 9:16	0:01	SMRR	0.000	1.576	Oversupply
12/23/2018 9:17	0:01	SMRR	0.000	0.934	Oversupply
12/23/2018 9:18	0:01	KS	0.002	0.971	Oversupply
12/23/2018 9:21	0:01	SMRR	0.000	1.803	Oversupply
12/23/2018 9:21	0:01	KS	0.002	1.089	Oversupply
12/23/2018 9:37	0:01	SMRR	0.010	1.602	Oversupply
12/23/2018 9:38	0:01	SMRR	0.010	0.500	Oversupply
12/23/2018 9:38	0:01	KS	0.003	0.322	Oversupply
12/23/2018 9:39	0:05	SMRR	0.062	0.025	Oversupply
12/23/2018 9:39	0:03	KS	0.008	0.305	Oversupply
12/23/2018 9:40	0:05	BS250	Data is not available	Data is not available	Oversupply
12/23/2018 9:40	0:05	ESB	Data is not available	Data is not available	Oversupply
12/23/2018 9:40	0:01	KWP/II	0.005	19.086	Oversupply
12/23/2018 9:42	0:01	KWP/II	0.015	19.115	Oversupply
12/23/2018 9:42	0:01	KS	0.003	0.083	Oversupply
12/23/2018 9:43	0:02	KS	0.005	0.015	Oversupply
12/23/2018 9:44	0:03	KWP/II	0.017	19.069	Oversupply
12/23/2018 9:44	0:01	SMRR	0.010	0.039	Oversupply
12/23/2018 9:44	0:01	SMRR	0.008	0.129	Oversupply
12/23/2018 9:44	0:01	KS	0.002	0.037	Oversupply
12/23/2018 9:45	0:01	SMRR	0.009	0.077	Oversupply
12/23/2018 9:45	0:01	KS	0.002	0.071	Oversupply
12/23/2018 9:46	0:01	SMRR	0.009	0.051	Oversupply
12/23/2018 9:46	0:01	KS	0.002	0.028	Oversupply
12/23/2018 9:47	0:01	SMRR	0.009	0.491	Oversupply
12/23/2018 9:47	0:01	KS	0.002	0.026	Oversupply
12/23/2018 9:47	0:01	SMRR	0.009	1.133	Oversupply
12/23/2018 9:48	0:01	KS	0.002	0.210	Oversupply
12/23/2018 9:48	0:01	SMRR	0.009	1.366	Oversupply
12/23/2018 9:49	0:01	KS	0.002	0.375	Oversupply
12/23/2018 9:49	0:01	SMRR	0.009	1.207	Oversupply
12/23/2018 9:50	0:01	KS	0.002	0.332	Oversupply
12/23/2018 9:50	0:01	KS	0.002	0.380	Oversupply
12/23/2018 9:55	0:01	SMRR	0.009	2.110	Oversupply
12/23/2018 9:56	0:01	SMRR	0.009	2.039	Oversupply
12/23/2018 9:57	0:01	SMRR	0.009	1.854	Oversupply
12/23/2018 9:57	0:01	SMRR	0.009	1.129	Oversupply
12/23/2018 9:57	0:01	KS	0.002	0.830	Oversupply
12/23/2018 9:58	0:01	SMRR	0.009	0.938	Oversupply
12/23/2018 9:59	0:01	SMRR	0.008	0.586	Oversupply
12/23/2018 9:59	0:01	KS	0.002	0.624	Oversupply
12/23/2018 10:00	0:01	SMRR	0.004	0.788	Oversupply
12/23/2018 10:00	0:01	KS	0.001	0.362	Oversupply
12/23/2018 10:10	0:01	SMRR	0.004	2.234	Oversupply
12/23/2018 10:10	0:01	SMRR	0.004	1.408	Oversupply
12/23/2018 10:10	0:01	KS	0.001	1.447	Oversupply
12/23/2018 10:11	0:01	SMRR	0.004	1.641	Oversupply
12/23/2018 10:12	0:01	SMRR	0.004	1.697	Oversupply
12/23/2018 10:12	0:01	KS	0.001	0.826	Oversupply
12/23/2018 10:13	0:01	SMRR	0.004	1.770	Oversupply
12/23/2018 10:13	0:01	KS	0.001	1.288	Oversupply
12/23/2018 10:13	0:01	SMRR	0.004	1.370	Oversupply
12/23/2018 10:14	0:01	KS	0.002	1.122	Oversupply
12/23/2018 10:14	0:01	SMRR	0.014	0.592	Oversupply
12/23/2018 10:15	0:01	KS	0.027	1.875	Oversupply
12/23/2018 10:15	0:01	SMRR	0.028	0.539	Oversupply
12/23/2018 10:16	0:01	KS	0.027	0.600	Oversupply
12/23/2018 10:16	0:01	SMRR	0.028	0.713	Oversupply
12/23/2018 10:16	0:01	SMRR	0.028	0.395	Oversupply
12/23/2018 10:16	0:01	KS	0.027	0.787	Oversupply
12/23/2018 10:17	0:01	SMRR	0.028	0.023	Oversupply
12/23/2018 10:17	0:01	KS	0.027	0.357	Oversupply
12/23/2018 10:18	0:21	BS250	Data is not available	Data is not available	Oversupply
12/23/2018 10:18	0:21	ESB	Data is not available	Data is not available	Oversupply
12/23/2018 10:18	0:02	KWP/II	0.982	16.807	Oversupply
12/23/2018 10:18	0:02	SMRR	0.057	0.040	Oversupply
12/23/2018 10:18	0:01	KS	0.027	0.062	Oversupply
12/23/2018 10:19	0:21	KS	0.650	0.019	Oversupply
12/23/2018 10:19	0:01	SMRR	0.028	0.023	Oversupply
12/23/2018 10:20	0:19	SMRR	0.726	0.016	Oversupply
12/23/2018 10:39	0:01	SMRR	0.029	0.149	Oversupply
12/23/2018 10:40	0:02	KS	0.054	0.036	Oversupply
12/23/2018 10:40	0:01	SMRR	0.030	0.253	Oversupply
12/23/2018 10:41	0:01	SMRR	0.030	0.093	Oversupply
12/23/2018 10:41	0:01	KS	0.027	0.093	Oversupply
12/23/2018 10:42	0:01	SMRR	0.030	0.444	Oversupply
12/23/2018 10:42	0:01	KS	0.026	0.410	Oversupply
12/23/2018 10:42	0:01	SMRR	0.029	0.636	Oversupply
12/23/2018 10:43	0:01	BS250	Data is not available	Data is not available	Oversupply
12/23/2018 10:43	0:01	ESB	Data is not available	Data is not available	Oversupply
12/23/2018 10:43	0:01	SMRR	0.030	0.687	Oversupply
12/23/2018 10:43	0:01	KS	0.027	0.702	Oversupply



Maui Curtailment Report

December 2018

Start Date and Time	Duration	IPP Curtailed	Estimated Curtailed MWH	Peak MW Curtailed	Reasons for Curtailment
12/23/2018 10:44	0:01	KWP/II	0.008	15.183	Oversupply
12/23/2018 10:44	0:01	SMRR	0.027	0.019	Oversupply
12/23/2018 10:44	0:01	KS	0.019	0.577	Oversupply
12/23/2018 10:45	0:01	SMRR	0.015	0.657	Oversupply
12/23/2018 10:45	0:01	KS	0.011	0.009	Oversupply
12/23/2018 10:45	0:01	SMRR	0.014	1.250	Oversupply
12/23/2018 10:46	0:01	KS	0.011	0.691	Oversupply
12/23/2018 10:46	0:01	SMRR	0.015	1.198	Oversupply
12/23/2018 10:47	0:01	KS	0.011	1.236	Oversupply
12/23/2018 10:47	0:01	SMRR	0.015	1.346	Oversupply
12/23/2018 10:47	0:01	KS	0.011	1.326	Oversupply
12/23/2018 10:48	0:01	SMRR	0.014	0.795	Oversupply
12/23/2018 10:48	0:01	KS	0.011	1.215	Oversupply
12/23/2018 10:48	0:01	SMRR	0.015	1.160	Oversupply
12/23/2018 10:49	0:01	KS	0.011	1.009	Oversupply
12/23/2018 10:49	0:01	SMRR	0.015	1.431	Oversupply
12/23/2018 10:50	0:01	SMRR	0.015	1.915	Oversupply
12/23/2018 10:50	0:01	KS	0.011	0.701	Oversupply
12/23/2018 10:52	0:01	SMRR	0.014	1.639	Oversupply
12/23/2018 10:53	0:01	KS	0.011	1.505	Oversupply
12/23/2018 10:55	0:01	SMRR	0.015	2.519	Oversupply
12/23/2018 10:55	0:01	KS	0.011	2.523	Oversupply
12/23/2018 10:55	0:01	SMRR	0.014	1.895	Oversupply
12/23/2018 10:56	0:01	SMRR	0.015	1.368	Oversupply
12/23/2018 10:56	0:01	KS	0.011	2.121	Oversupply
12/23/2018 10:57	0:01	SMRR	0.015	0.789	Oversupply
12/23/2018 10:57	0:01	KS	0.011	1.539	Oversupply
12/23/2018 10:58	0:01	SMRR	0.014	0.493	Oversupply
12/23/2018 10:58	0:01	KS	0.011	1.077	Oversupply
12/23/2018 10:58	0:01	SMRR	0.015	0.494	Oversupply
12/23/2018 10:59	0:01	KS	0.012	0.617	Oversupply
12/23/2018 10:59	0:01	SMRR	0.022	0.322	Oversupply
12/23/2018 11:00	0:01	KS	0.032	0.471	Oversupply
12/23/2018 11:00	0:01	SMRR	0.030	0.546	Oversupply
12/23/2018 11:00	0:01	KS	0.032	0.709	Oversupply
12/23/2018 11:01	0:01	SMRR	0.030	0.193	Oversupply
12/23/2018 11:01	0:01	KS	0.032	0.847	Oversupply
12/23/2018 11:01	0:01	SMRR	0.030	0.579	Oversupply
12/23/2018 11:02	0:01	KS	0.031	0.116	Oversupply
12/23/2018 11:02	0:01	SMRR	0.030	1.401	Oversupply
12/23/2018 11:03	0:08	BS250	Data is not available	Data is not available	Oversupply
12/23/2018 11:03	0:08	ESB	Data is not available	Data is not available	Oversupply
12/23/2018 11:03	0:01	SMRR	0.030	0.588	Oversupply
12/23/2018 11:03	0:01	KS	0.032	1.348	Oversupply
12/23/2018 11:04	0:04	KWP/II	0.097	18.886	Oversupply
12/23/2018 11:04	0:08	SMRR	0.303	0.027	Oversupply
12/23/2018 11:04	0:01	KS	0.032	0.936	Oversupply
12/23/2018 11:05	0:08	KS	0.284	0.034	Oversupply
12/23/2018 11:09	0:02	KWP/II	0.019	17.515	Oversupply
12/23/2018 11:11	0:01	SMRR	0.030	0.337	Oversupply
12/23/2018 11:12	0:01	SMRR	0.031	0.593	Oversupply
12/23/2018 11:13	0:01	KS	0.031	0.529	Oversupply
12/23/2018 11:13	0:01	SMRR	0.030	0.537	Oversupply
12/23/2018 11:13	0:01	KS	0.032	0.915	Oversupply
12/23/2018 11:14	2:51	BS250	Data is not available	Data is not available	Oversupply
12/23/2018 11:14	2:51	ESB	Data is not available	Data is not available	Oversupply
12/23/2018 11:14	2:56	KWP/II	31.411	20.209	Oversupply
12/23/2018 11:14	0:01	SMRR	0.030	0.368	Oversupply
12/23/2018 11:14	0:01	KS	0.035	0.644	Oversupply
12/23/2018 11:14	3:10	SMRR	8.728	0.015	Oversupply
12/23/2018 11:15	2:55	KS	8.036	0.012	Oversupply
12/23/2018 12:35	0:03	AWE	0.033	14.700	Oversupply
12/23/2018 12:40	0:01	AWE	0.010	14.700	Oversupply
12/23/2018 12:50	0:01	AWE	0.009	14.500	Oversupply
12/23/2018 12:58	0:12	AWE	0.224	14.700	Oversupply
12/23/2018 13:11	0:01	AWE	0.012	14.700	Oversupply
12/23/2018 14:06	0:03	BS250	Data is not available	Data is not available	Oversupply
12/23/2018 14:06	0:03	ESB	Data is not available	Data is not available	Oversupply
12/23/2018 14:10	0:01	KS	0.038	0.017	Oversupply
12/23/2018 14:11	0:13	BS250	Data is not available	Data is not available	Oversupply
12/23/2018 14:11	0:13	ESB	Data is not available	Data is not available	Oversupply
12/23/2018 14:11	0:23	KWP/II	0.652	19.946	Oversupply
12/23/2018 14:11	0:01	KS	0.038	0.105	Oversupply
12/23/2018 14:12	0:14	KS	0.603	-0.003	Oversupply
12/23/2018 14:25	0:09	BS250	Data is not available	Data is not available	Oversupply
12/23/2018 14:25	0:09	ESB	Data is not available	Data is not available	Oversupply
12/23/2018 14:25	0:01	SMRR	0.029	0.098	Oversupply
12/23/2018 14:25	0:08	SMRR	0.312	0.022	Oversupply
12/23/2018 14:26	0:01	KS	0.038	0.010	Oversupply
12/23/2018 14:27	0:09	KS	0.344	0.028	Oversupply
12/23/2018 14:34	0:01	SMRR	0.027	0.048	Oversupply
12/23/2018 14:35	0:01	SMRR	0.027	0.117	Oversupply
12/23/2018 14:35	0:01	SMRR	0.027	0.720	Oversupply
12/23/2018 14:35	0:01	KS	0.033	0.188	Oversupply
12/23/2018 14:36	0:01	SMRR	0.027	1.095	Oversupply
12/23/2018 14:36	0:01	KS	0.033	0.694	Oversupply
12/23/2018 14:37	0:01	SMRR	0.027	0.816	Oversupply
12/23/2018 14:37	0:01	KS	0.033	0.901	Oversupply
12/23/2018 14:38	0:02	BS250	Data is not available	Data is not available	Oversupply
12/23/2018 14:38	0:02	ESB	Data is not available	Data is not available	Oversupply
12/23/2018 14:38	0:01	SMRR	0.027	0.312	Oversupply
12/23/2018 14:38	0:01	KS	0.032	0.513	Oversupply
12/23/2018 14:38	0:02	SMRR	0.082	0.010	Oversupply
12/23/2018 14:39	0:03	KWP/II	0.023	19.031	Oversupply



Maui Curtailment Report

December 2018

Start Date and Time	Duration	IPP Curtailed	Estimated Curtailed MWH	Peak MW Curtailed	Reasons for Curtailment
12/23/2018 14:39	0:01	KS	0.033	0.185	Oversupply
12/23/2018 14:40	0:02	KS	0.066	0.012	Oversupply
12/23/2018 14:41	0:01	SMRR	0.027	0.211	Oversupply
12/23/2018 14:41	0:01	SMRR	0.027	0.170	Oversupply
12/23/2018 14:41	0:01	KS	0.033	0.195	Oversupply
12/23/2018 14:42	0:02	BS250	Data is not available	Data is not available	Oversupply
12/23/2018 14:42	0:02	ESB	Data is not available	Data is not available	Oversupply
12/23/2018 14:42	0:01	SMRR	0.027	0.074	Oversupply
12/23/2018 14:42	0:01	KS	0.033	0.029	Oversupply
12/23/2018 14:43	0:01	SMRR	0.027	0.258	Oversupply
12/23/2018 14:43	0:01	KS	0.033	0.090	Oversupply
12/23/2018 14:44	0:01	SMRR	0.027	0.092	Oversupply
12/23/2018 14:44	0:01	KS	0.030	0.449	Oversupply
12/23/2018 14:44	0:01	SMRR	0.019	0.071	Oversupply
12/23/2018 14:45	0:01	KS	0.024	0.087	Oversupply
12/23/2018 14:45	0:01	SMRR	0.017	0.078	Oversupply
12/23/2018 14:46	0:01	KS	0.024	0.067	Oversupply
12/23/2018 14:46	0:01	SMRR	0.017	0.379	Oversupply
12/23/2018 14:47	0:01	KS	0.024	0.334	Oversupply
12/23/2018 14:47	0:01	SMRR	0.016	0.198	Oversupply
12/23/2018 14:47	0:01	KS	0.023	0.190	Oversupply
12/23/2018 14:47	0:01	SMRR	0.017	0.433	Oversupply
12/23/2018 14:48	0:01	SMRR	0.017	0.511	Oversupply
12/23/2018 14:48	0:01	KS	0.024	0.036	Oversupply
12/23/2018 14:49	0:01	SMRR	0.016	0.860	Oversupply
12/23/2018 14:49	0:01	KS	0.024	0.351	Oversupply
12/23/2018 14:50	0:01	SMRR	0.017	0.923	Oversupply
12/23/2018 14:50	0:01	KS	0.024	0.599	Oversupply
12/23/2018 14:51	0:01	SMRR	0.017	0.723	Oversupply
12/23/2018 14:51	0:01	KS	0.024	0.686	Oversupply
12/23/2018 14:51	0:01	SMRR	0.017	0.990	Oversupply
12/23/2018 14:52	0:01	KS	0.024	0.295	Oversupply
12/23/2018 14:52	0:01	SMRR	0.016	0.826	Oversupply
12/23/2018 14:53	0:01	KS	0.024	0.315	Oversupply
12/23/2018 14:53	0:01	SMRR	0.017	1.230	Oversupply
12/23/2018 14:54	0:01	KS	0.023	0.438	Oversupply
12/23/2018 14:54	0:01	SMRR	0.017	1.035	Oversupply
12/23/2018 14:54	0:01	KS	0.024	0.671	Oversupply
12/23/2018 14:54	0:01	SMRR	0.017	0.578	Oversupply
12/23/2018 14:55	0:01	SMRR	0.017	0.387	Oversupply
12/23/2018 14:55	0:01	KS	0.024	0.446	Oversupply
12/23/2018 14:56	0:01	KS	0.024	0.315	Oversupply
12/24/2018 1:04	0:03	KWP/II	0.086	19.515	Oversupply
12/24/2018 1:30	0:01	KWP/II	0.003	17.440	Oversupply
12/24/2018 1:32	0:16	KWP/II	0.789	20.608	Oversupply
12/24/2018 1:50	0:01	KWP/II	0.003	19.643	Oversupply
12/24/2018 21:13	0:55	KWP/II	2.999	18.795	Oversupply
12/25/2018 0:42	0:02	KWP/II	0.016	7.644	Oversupply
12/25/2018 1:35	0:16	KWP/II	0.669	8.852	Oversupply
12/25/2018 2:01	0:01	KWP/II	0.009	7.732	Oversupply
12/25/2018 2:12	0:12	KWP/II	0.379	9.235	Oversupply
12/25/2018 2:29	0:38	KWP/II	1.599	12.870	Oversupply
12/25/2018 3:25	0:01	KWP/II	0.001	5.279	Oversupply
12/25/2018 5:41	0:14	KWP/II	0.523	13.245	Oversupply
12/28/2018 10:55	0:01	KWP/II	0.001	0.067	System Constraint
12/28/2018 15:06	0:01	KWP/II	0.000	0.001	System Constraint
12/28/2018 15:11	0:01	KWP/II	0.001	0.091	System Constraint
12/28/2018 15:17	0:01	KWP/II	0.000	0.030	System Constraint
12/28/2018 15:57	0:01	KWP/II	0.000	0.001	System Constraint
12/28/2018 16:15	0:01	AWE	0.002	0.100	System Constraint
12/28/2018 16:20	0:01	AWE	0.002	0.100	System Constraint
12/28/2018 23:00	0:22	KWP/II	1.686	16.920	Oversupply
12/28/2018 23:54	0:04	KWP/II	0.078	16.986	Oversupply
12/28/2018 23:59	0:09	KWP/II	0.271	17.273	Oversupply
12/29/2018 0:09	0:03	KWP/II	0.040	16.223	Oversupply
12/29/2018 0:16	0:03	KWP/II	0.020	14.886	Oversupply
12/29/2018 0:34	0:15	KWP/II	0.993	14.929	Oversupply
12/29/2018 0:50	0:32	KWP/II	6.473	17.749	Oversupply
12/29/2018 1:03	0:01	AWE	0.001	20.200	Oversupply
12/29/2018 1:05	0:01	AWE	0.003	19.900	Oversupply
12/29/2018 1:11	0:01	AWE	0.009	19.900	Oversupply
12/29/2018 1:13	0:01	AWE	0.003	20.900	Oversupply
12/29/2018 1:24	0:05	KWP/II	0.597	17.574	Oversupply
12/29/2018 1:45	1:40	KWP/II	26.514	19.211	Oversupply
12/29/2018 2:04	0:20	AWE	0.616	21.000	Oversupply
12/29/2018 2:27	0:08	AWE	0.143	21.000	Oversupply
12/29/2018 2:40	0:06	AWE	0.083	21.000	Oversupply
12/29/2018 2:47	0:07	AWE	0.167	21.000	Oversupply
12/29/2018 2:55	0:03	AWE	0.028	21.000	Oversupply
12/29/2018 2:59	0:09	AWE	0.370	21.000	Oversupply
12/29/2018 3:09	0:02	AWE	0.012	18.700	Oversupply
12/29/2018 3:17	0:02	AWE	0.040	18.600	Oversupply
12/29/2018 3:27	1:22	KWP/II	20.854	17.714	Oversupply
12/29/2018 4:23	0:06	AWE	0.089	19.400	Oversupply
12/29/2018 4:31	0:09	AWE	0.072	19.500	Oversupply
12/29/2018 4:41	0:02	AWE	0.005	19.300	Oversupply
12/29/2018 4:44	0:01	AWE	0.002	18.900	Oversupply
12/29/2018 4:50	1:47	KWP/II	19.048	19.211	Oversupply
12/29/2018 4:55	0:08	AWE	0.107	21.000	Oversupply
12/29/2018 6:38	0:01	KWP/II	0.019	19.211	Oversupply
12/29/2018 16:03	0:01	BS250	Data is not available	Data is not available	Oversupply
12/29/2018 16:04	0:01	KWP/II	0.001	17.217	Oversupply
12/29/2018 16:04	0:01	SMRR	0.003	0.549	Oversupply
12/29/2018 16:06	0:01	SMRR	0.003	0.529	Oversupply



Maui Curtailment Report

December 2018

Start Date and Time	Duration	IPP Curtailed	Estimated Curtailed MWH	Peak MW Curtailed	Reasons for Curtailment
12/29/2018 16:08	0:01	BS250	Data is not available	Data is not available	Oversupply
12/29/2018 16:08	0:01	KWP/II	0.001	17.420	Oversupply
12/29/2018 16:08	0:01	SMRR	0.003	0.044	Oversupply
12/29/2018 16:09	0:02	SMRR	0.006	0.266	Oversupply
12/29/2018 16:11	0:01	BS250	Data is not available	Data is not available	Oversupply
12/29/2018 16:11	0:02	SMRR	0.009	0.253	Oversupply
12/29/2018 16:12	0:02	KWP/II	0.022	17.558	Oversupply
12/29/2018 16:14	0:01	SMRR	0.003	0.019	Oversupply
12/30/2018 3:32	0:08	AWE	0.009	21.000	Oversupply
12/30/2018 3:32	0:13	KWP/II	0.390	4.013	Oversupply
12/30/2018 4:19	2:17	KWP/II	18.213	17.714	Oversupply
12/30/2018 9:37	0:01	SMRR	0.000	1.588	Oversupply
12/30/2018 9:49	0:01	SMRR	0.007	1.050	Oversupply
12/30/2018 9:50	0:01	SMRR	0.007	0.977	Oversupply
12/30/2018 9:50	0:01	SMRR	0.007	0.876	Oversupply
12/30/2018 9:51	0:01	SMRR	0.007	0.969	Oversupply
12/30/2018 9:52	0:01	SMRR	0.007	1.233	Oversupply
12/30/2018 9:53	0:01	SMRR	0.007	0.862	Oversupply
12/30/2018 9:54	0:01	SMRR	0.007	0.716	Oversupply
12/30/2018 9:54	0:01	SMRR	0.007	0.522	Oversupply
12/30/2018 9:55	0:01	SMRR	0.007	0.564	Oversupply
12/30/2018 9:56	0:01	SMRR	0.007	0.324	Oversupply
12/30/2018 9:57	0:01	SMRR	0.007	0.373	Oversupply
12/30/2018 9:57	0:01	SMRR	0.007	0.905	Oversupply
12/30/2018 9:58	0:01	SMRR	0.007	1.159	Oversupply
12/30/2018 9:59	0:01	SMRR	0.006	1.357	Oversupply
12/30/2018 10:00	0:01	SMRR	0.001	1.444	Oversupply
12/30/2018 11:13	0:01	SMRR	0.002	2.245	Oversupply
12/30/2018 11:14	0:01	SMRR	0.003	2.171	Oversupply
12/30/2018 11:15	0:01	SMRR	0.001	1.645	Oversupply
12/30/2018 13:12	0:01	SMRR	0.002	2.821	Oversupply
12/30/2018 13:14	0:01	KS	0.001	1.579	Oversupply
12/30/2018 13:24	0:01	SMRR	0.002	2.609	Oversupply
12/30/2018 13:30	0:01	SMRR	0.023	2.641	Oversupply
12/30/2018 13:34	0:01	SMRR	0.021	2.573	Oversupply
12/30/2018 13:35	0:02	BS250	Data is not available	Data is not available	Oversupply
12/30/2018 13:35	0:03	KWP/II	0.060	16.320	Oversupply
12/30/2018 13:35	0:03	SMRR	0.083	1.324	Oversupply
12/30/2018 13:35	0:01	KS	0.011	1.387	Oversupply
12/30/2018 13:36	0:04	KS	0.056	0.324	Oversupply
12/30/2018 13:38	0:01	SMRR	0.021	-0.003	Oversupply
12/30/2018 13:38	0:01	SMRR	0.020	-0.004	Oversupply
12/30/2018 13:39	0:01	SMRR	0.021	-0.004	Oversupply
12/30/2018 13:40	0:01	SMRR	0.021	-0.004	Oversupply
12/30/2018 13:40	0:01	KS	0.011	0.168	Oversupply
12/30/2018 13:41	0:01	SMRR	0.021	-0.004	Oversupply
12/30/2018 13:41	0:01	KS	0.011	0.428	Oversupply
12/30/2018 13:41	0:01	SMRR	0.021	0.037	Oversupply
12/30/2018 13:42	0:01	KS	0.011	0.462	Oversupply
12/30/2018 13:42	0:01	SMRR	0.020	0.318	Oversupply
12/30/2018 13:43	0:01	KS	0.011	0.676	Oversupply
12/30/2018 13:43	0:01	SMRR	0.021	0.701	Oversupply
12/30/2018 13:43	0:01	KS	0.011	1.077	Oversupply
12/30/2018 13:44	0:01	SMRR	0.021	0.920	Oversupply
12/30/2018 13:44	0:01	KS	0.001	1.284	Oversupply
12/30/2018 13:44	0:01	SMRR	0.011	2.379	Oversupply
12/30/2018 13:45	0:01	KS	0.002	0.795	Oversupply
12/30/2018 13:45	0:01	SMRR	0.003	1.890	Oversupply
12/30/2018 13:46	0:01	KS	0.002	1.072	Oversupply
12/30/2018 13:50	0:01	SMRR	0.003	2.207	Oversupply
12/30/2018 13:51	0:01	SMRR	0.003	1.812	Oversupply
12/30/2018 13:51	0:01	KS	0.002	1.035	Oversupply
12/30/2018 13:51	0:01	SMRR	0.003	1.698	Oversupply
12/30/2018 14:36	0:01	KS	0.010	1.760	Oversupply
12/30/2018 14:36	0:01	SMRR	0.005	1.298	Oversupply
12/30/2018 14:37	0:01	KS	0.009	1.775	Oversupply
12/30/2018 14:37	0:01	SMRR	0.005	0.759	Oversupply
12/30/2018 14:38	0:01	KS	0.010	0.531	Oversupply
12/30/2018 14:38	0:01	SMRR	0.005	0.969	Oversupply
12/30/2018 14:39	0:01	KS	0.010	0.694	Oversupply
12/30/2018 14:39	0:01	SMRR	0.005	1.271	Oversupply
12/30/2018 14:40	0:01	SMRR	0.005	1.449	Oversupply
12/30/2018 14:40	0:01	KS	0.010	0.817	Oversupply
12/30/2018 14:40	0:01	SMRR	0.005	1.990	Oversupply
12/30/2018 14:40	0:01	KS	0.010	1.150	Oversupply
12/30/2018 14:43	0:01	KS	0.010	2.339	Oversupply
12/30/2018 14:43	0:01	SMRR	0.005	1.996	Oversupply
12/30/2018 14:44	0:01	KS	0.007	1.320	Oversupply
12/30/2018 14:44	0:01	SMRR	0.008	1.854	Oversupply
12/30/2018 14:45	0:01	SMRR	0.001	1.924	Oversupply
12/30/2018 22:32	0:01	KWP/II	0.005	17.367	Oversupply
12/30/2018 23:49	0:04	KWP/II	0.038	16.340	Oversupply
12/31/2018 0:22	0:05	KWP/II	0.309	17.848	Oversupply
12/31/2018 1:51	0:03	KWP/II	0.059	18.588	Oversupply
12/31/2018 1:55	0:01	KWP/II	0.005	16.649	Oversupply
12/31/2018 1:59	0:01	KWP/II	0.005	16.582	Oversupply
12/31/2018 2:02	0:02	KWP/II	0.027	16.916	Oversupply
12/31/2018 2:24	0:11	KWP/II	0.281	18.474	Oversupply
12/31/2018 2:41	0:01	KWP/II	0.000	11.469	Oversupply
12/31/2018 2:44	0:02	KWP/II	0.011	11.731	Oversupply
12/31/2018 2:50	0:12	KWP/II	0.495	15.961	Oversupply
12/31/2018 3:03	2:23	KWP/II	17.482	19.210	Oversupply
12/31/2018 5:27	0:01	KWP/II	0.002	19.210	Oversupply
12/31/2018 7:08	5:36	KS	6.255	-0.002	Oversupply



Maui Curtailment Report

December 2018

Start Date and Time	Duration	IPP Curtailed	Estimated Curtailed MWH	Peak MW Curtailed	Reasons for Curtailment
12/31/2018 10:07	0:01	SMRR	-0.023	2.191	Oversupply
12/31/2018 10:08	0:01	SMRR	-0.023	1.395	Oversupply
12/31/2018 10:08	0:01	SMRR	-0.022	2.086	Oversupply
12/31/2018 10:10	0:01	SMRR	-0.023	1.493	Oversupply
12/31/2018 10:11	0:01	SMRR	-0.023	0.896	Oversupply
12/31/2018 10:11	0:01	SMRR	-0.022	0.297	Oversupply
12/31/2018 10:12	0:01	SMRR	-0.023	0.698	Oversupply
12/31/2018 10:14	0:01	SMRR	-0.022	1.251	Oversupply
12/31/2018 10:15	0:01	SMRR	-0.011	1.594	Oversupply
12/31/2018 10:15	0:01	SMRR	-0.010	1.354	Oversupply
12/31/2018 10:16	0:01	SMRR	-0.011	0.903	Oversupply
12/31/2018 10:17	0:01	SMRR	-0.011	1.143	Oversupply
12/31/2018 10:18	0:01	SMRR	-0.011	0.732	Oversupply
12/31/2018 10:18	0:01	SMRR	-0.010	0.411	Oversupply
12/31/2018 10:19	0:01	SMRR	-0.011	0.338	Oversupply
12/31/2018 10:20	0:01	BS250	Data is not available	Data is not available	Oversupply
12/31/2018 10:20	0:01	SMRR	-0.011	0.031	Oversupply
12/31/2018 10:21	0:01	SMRR	-0.011	0.174	Oversupply
12/31/2018 10:21	0:01	SMRR	-0.011	0.266	Oversupply
12/31/2018 10:22	0:01	SMRR	-0.011	0.667	Oversupply
12/31/2018 10:35	0:01	SMRR	-0.028	2.075	Oversupply
12/31/2018 10:36	0:01	SMRR	-0.029	2.205	Oversupply
12/31/2018 10:37	0:01	SMRR	-0.028	1.745	Oversupply
12/31/2018 10:37	0:01	SMRR	-0.028	1.733	Oversupply
12/31/2018 10:44	0:01	SMRR	-0.026	2.172	Oversupply
12/31/2018 10:45	0:01	SMRR	-0.026	1.715	Oversupply
12/31/2018 10:46	0:01	SMRR	-0.027	1.367	Oversupply
12/31/2018 10:47	0:01	SMRR	-0.025	1.014	Oversupply
12/31/2018 10:47	0:01	SMRR	-0.026	1.078	Oversupply
12/31/2018 10:48	0:01	SMRR	-0.026	1.106	Oversupply
12/31/2018 10:49	0:01	SMRR	-0.026	1.232	Oversupply
12/31/2018 10:50	0:01	SMRR	-0.026	1.777	Oversupply
12/31/2018 11:59	0:01	SMRR	-0.035	2.778	Oversupply
12/31/2018 12:25	0:01	SMRR	-0.029	2.546	Oversupply
12/31/2018 12:26	0:01	SMRR	-0.029	2.373	Oversupply
12/31/2018 12:27	0:01	SMRR	-0.029	1.210	Oversupply
12/31/2018 12:28	0:14	BS250	Data is not available	Data is not available	Oversupply
12/31/2018 12:28	0:01	SMRR	-0.029	0.473	Oversupply
12/31/2018 12:28	0:35	SMRR	-0.075	0.025	Oversupply
12/31/2018 12:29	0:14	KWP/II	1.035	20.701	Oversupply
12/31/2018 12:44	0:01	KS	0.019	0.260	Oversupply
12/31/2018 12:45	0:01	KS	0.009	1.289	Oversupply
12/31/2018 12:46	0:01	KS	0.009	1.684	Oversupply
12/31/2018 12:47	0:01	KS	0.009	1.832	Oversupply
12/31/2018 12:52	0:01	KS	0.009	3.088	Oversupply
12/31/2018 12:56	0:01	KS	0.009	1.359	Oversupply
12/31/2018 12:57	0:01	KS	0.009	0.780	Oversupply
12/31/2018 12:59	0:01	KS	0.016	0.916	Oversupply
12/31/2018 13:00	0:01	KS	0.036	0.997	Oversupply
12/31/2018 13:01	0:01	KS	0.036	1.103	Oversupply
12/31/2018 13:02	0:01	KS	0.036	0.449	Oversupply
12/31/2018 13:02	0:01	KS	0.036	0.442	Oversupply
12/31/2018 13:03	0:01	KS	0.036	0.529	Oversupply
12/31/2018 13:03	0:24	SMRR	-0.213	-0.003	Oversupply
12/31/2018 13:04	0:13	BS250	Data is not available	Data is not available	Oversupply
12/31/2018 13:04	0:01	KS	0.036	0.511	Oversupply
12/31/2018 13:05	0:12	KWP/II	0.311	20.708	Oversupply
12/31/2018 13:05	0:14	KS	0.590	0.031	Oversupply
12/31/2018 13:19	0:15	BS250	Data is not available	Data is not available	Oversupply
12/31/2018 13:19	0:15	KWP/II	0.414	20.708	Oversupply
12/31/2018 13:19	0:01	KS	0.039	0.430	Oversupply
12/31/2018 13:20	0:01	KS	0.039	0.315	Oversupply
12/31/2018 13:21	0:16	KS	0.603	0.019	Oversupply
12/31/2018 13:28	2:09	SMRR	-0.043	0.576	Oversupply
12/31/2018 13:36	0:01	KS	0.027	0.710	Oversupply
12/31/2018 13:37	0:01	KS	0.027	1.270	Oversupply
12/31/2018 13:38	0:01	KS	0.027	1.355	Oversupply
12/31/2018 13:39	0:01	KS	0.026	1.477	Oversupply
12/31/2018 13:40	0:01	KS	0.027	1.785	Oversupply
12/31/2018 13:40	0:01	KS	0.027	1.280	Oversupply
12/31/2018 13:41	0:01	KS	0.027	1.786	Oversupply
12/31/2018 13:42	0:01	KS	0.027	1.569	Oversupply
12/31/2018 13:43	0:01	KS	0.027	1.458	Oversupply
12/31/2018 13:44	0:01	KS	0.027	1.778	Oversupply
12/31/2018 13:46	0:01	KS	0.031	2.133	Oversupply
12/31/2018 13:46	0:01	KS	0.031	1.873	Oversupply
12/31/2018 13:47	0:01	KS	0.031	1.602	Oversupply
12/31/2018 13:48	0:05	BS250	Data is not available	Data is not available	Oversupply
12/31/2018 13:48	0:01	KS	0.030	0.489	Oversupply
12/31/2018 13:49	0:05	KWP/II	0.103	20.706	Oversupply
12/31/2018 13:49	0:01	KS	0.031	0.364	Oversupply
12/31/2018 13:50	0:05	KS	0.187	0.030	Oversupply
12/31/2018 13:55	0:01	KS	0.031	0.410	Oversupply
12/31/2018 13:56	0:01	KS	0.031	0.629	Oversupply
12/31/2018 13:57	0:01	KS	0.031	0.585	Oversupply
12/31/2018 13:58	0:01	KS	0.031	0.434	Oversupply
12/31/2018 13:59	0:01	KS	0.031	0.774	Oversupply
12/31/2018 13:59	0:01	KS	0.035	0.716	Oversupply
12/31/2018 14:00	0:01	KS	0.034	0.627	Oversupply
12/31/2018 14:01	0:01	BS250	Data is not available	Data is not available	Oversupply
12/31/2018 14:01	0:02	KS	0.067	0.375	Oversupply
12/31/2018 14:03	0:01	KS	0.033	0.020	Oversupply
12/31/2018 14:04	0:01	KS	0.034	0.324	Oversupply
12/31/2018 14:05	0:01	KS	0.034	0.309	Oversupply



Maui Curtailment Report

December 2018

Start Date and Time	Duration	IPP Curtailed	Estimated Curtailed MWh	Peak MW Curtailed	Reasons for Curtailment
12/31/2018 14:05	0:01	KS	0.034	0.702	Oversupply
12/31/2018 14:06	0:01	KS	0.034	0.394	Oversupply
12/31/2018 14:07	0:01	KS	0.034	0.179	Oversupply
12/31/2018 14:08	0:01	KS	0.034	0.423	Oversupply
12/31/2018 14:09	0:01	KS	0.034	0.318	Oversupply
12/31/2018 14:10	0:01	KS	0.034	0.636	Oversupply
12/31/2018 14:11	0:01	KS	0.034	0.614	Oversupply
12/31/2018 14:12	0:01	KS	0.034	0.367	Oversupply
12/31/2018 14:12	0:01	KS	0.034	0.207	Oversupply
12/31/2018 14:13	0:01	BS250	Data is not available	Data is not available	Oversupply
12/31/2018 14:13	0:01	KWPll	0.003	20.648	Oversupply
12/31/2018 14:13	0:01	KS	0.034	0.333	Oversupply
12/31/2018 14:14	0:01	KS	0.030	0.164	Oversupply
12/31/2018 14:15	0:01	KS	0.026	0.119	Oversupply
12/31/2018 14:16	0:01	KS	0.026	0.585	Oversupply
12/31/2018 14:17	0:01	KS	0.026	0.760	Oversupply
12/31/2018 14:18	0:01	KS	0.026	0.875	Oversupply
12/31/2018 14:18	0:01	KS	0.026	0.721	Oversupply
12/31/2018 14:19	0:01	KS	0.026	0.570	Oversupply
12/31/2018 14:20	0:01	KS	0.026	0.482	Oversupply
12/31/2018 14:21	0:01	KS	0.026	0.334	Oversupply
12/31/2018 14:22	0:01	KS	0.026	0.442	Oversupply
12/31/2018 14:23	0:01	KS	0.026	0.258	Oversupply
12/31/2018 14:24	0:01	KS	0.026	0.864	Oversupply
12/31/2018 14:25	0:01	KS	0.026	0.617	Oversupply
12/31/2018 14:25	0:01	KS	0.026	0.965	Oversupply
12/31/2018 14:26	0:01	KS	0.026	1.350	Oversupply
12/31/2018 14:27	0:01	KS	0.026	1.287	Oversupply
12/31/2018 14:28	0:01	KS	0.026	1.595	Oversupply
12/31/2018 23:44	0:01	KWPll	0.008	19.204	Oversupply
12/31/2018 23:46	0:14	KWPll	0.499	19.211	Oversupply
Total Estimated Curtailed MWh			2756.905		

Notes:

- Curtailment for Kaheawa Wind Power ("KWP"), Makila Hydroelectric ("MH"), AAAAA Rent-A-Space Maui LTD ("5A"), Bioreal Solar, LLC ("BS"), Auwahi Wind Energy ("AWE"), Kaheawa Wind Power II ("KWPll") Bioreal Solar 250, LLC ("BS250"), Extra Spaces A ("ESA"), Extra Spaces B ("ESB"), South Maui Renewable Resources ("SMRR"), and Ku'ia Solar ("KS") may now be controlled by Maui Electric's Automatic Generation Control System ("AGC") or a Maui Electric operator-entered curtailment limit. The AGC curtailment control automatically calculates the amount of Maximum Allowable Variable Generation ("MAVG") that Maui Electric can accept into the Maui system, based on the system current available variable generation ("CAVG"), regulating reserve down requirement ("RRDR"), and available regulating reserve down ("ARRD"). Thus, the AGC MAVG - calculated is equal to CAVG less (RRDR less ARRD). Additionally, the AGC curtailment control allows the Maui Electric operator to enter an AGC MAVG value. The AGC curtailment control will employ the lesser of the AGC MAVG - calculated and AGC MAVG - entered values in the control logic.
- Curtailment signals sent to 5A, BS, BS250, ESA, ESB, SMRR, or KS during nighttime hours only are not recorded as curtailment events because no energy generation is possible during that time.
- The curtailment reasons have been modified to oversupply, system constraints, and facility requested, to provide continuity with HPUC Docket No. 2013-0141 Decoupling for HECO companies metrics.
- The data to calculate the Estimated Curtailed MWh and Peak MW Curtailed is not provided by 5A, BS, BS 250, ESA, ESB, and MH.
- The ESA facility was offline for the entire month of December 2018. No curtailment events were recorded until to this date.
- The ESB facility was offline from December 28, 2018 through December 31, 2018. No curtailment events were recorded until to this date.
- The Estimated Curtailed MWh and Peak MW Curtailed are calculated with information provided by AWE, KWP, KWPll, KS and SMRR. Maui Electric does not make any representation as to its accuracy.



Lanai Curtailment Report

Start Date and Time	Duration	IPP Curtailed	Estimated MWh Curtailed	Peak MW Curtailed	Reasons for Curtailment
12/31/2018 11:21	0:31	LSR	Data is not available	Data is not available	Oversupply
12/31/2018 11:53	0:04	LSR	Data is not available	Data is not available	Oversupply
12/31/2018 12:01	0:05	LSR	Data is not available	Data is not available	Oversupply
12/31/2018 12:07	0:11	LSR	Data is not available	Data is not available	Oversupply
12/31/2018 12:24	0:01	LSR	Data is not available	Data is not available	Oversupply
12/31/2018 12:48	0:15	LSR	Data is not available	Data is not available	Oversupply
12/31/2018 13:33	0:05	LSR	Data is not available	Data is not available	Oversupply
12/31/2018 13:44	0:03	LSR	Data is not available	Data is not available	Oversupply
12/31/2018 14:09	0:05	LSR	Data is not available	Data is not available	Oversupply
12/31/2018 14:37	0:09	LSR	Data is not available	Data is not available	Oversupply
12/31/2018 14:56	0:03	LSR	Data is not available	Data is not available	Oversupply
12/31/2018 15:07	0:01	LSR	Data is not available	Data is not available	Oversupply
12/31/2018 15:09	0:06	LSR	Data is not available	Data is not available	Oversupply
12/31/2018 15:16	1:01	LSR	Data is not available	Data is not available	Oversupply
12/31/2018 16:19	0:02	LSR	Data is not available	Data is not available	Oversupply
12/31/2018 16:24	1:03	LSR	Data is not available	Data is not available	Oversupply

Notes:

On June 27, 2012, Maui Electric notified LSR that although LSR has not operated in compliance with the revised ramp rate of 360 kW/minute, Maui Electric would conditionally allow LSR to LSR possible output data is not available. Therefore, Maui Electric assumes LSR is curtailed if the LSR curtailment set point is less than 1,200 kW and LSR's output is within 50 kW of the The curtailment reasons have been modified to oversupply, system constraints, and facility requested, to provide continuity with HPUC Docket No. 2013-0141 Decoupling for HECO companies

Hawai'i Electric Light Company Curtailment Report December 2018

Start Date/Time	MW output prior to start of curtailment	End Date/Time	MW output after curtailment released ¹	IPP	Reason for Curtailment
12/10/18 11:05	17.2 MW	12/10/18 17:12	16.9 MW	Pakini Nui Windfarm	Facility requested
12/10/18 18:52	18.7 MW	12/11/18 14:44	18.2 MW	Pakini Nui Windfarm	Facility requested
12/11/18 08:38	7.4 MW	12/11/18 15:44	8.7 MW	Hawi Renewable Dev	System constraint
12/12/18 09:09	7.1 MW	12/12/18 14:28	7.7 MW	Hawi Renewable Dev	System constraint
12/14/18 09:30	12.6 MW	12/14/18 16:34	15.2 MW	Pakini Nui Windfarm	Facility requested
12/16/18 09:00	19.9 MW	12/16/18 15:14	17.9 MW	Pakini Nui Windfarm	Facility requested

¹ The MW output values are taken soon after curtailment is released by Hawai'i Electric Light and may not reflect their full output depending on ramp rate for the facility. The wind farms generally return immediately to full available levels, whereas PGV and Wailuku may take longer to return to scheduled or full available output levels.

SERVICE LIST
(Docket No. 2011-0206)

DEAN NISHINA EXECUTIVE DIRECTOR DEPARTMENT OF COMMERCE AND CONSUMER AFFAIRS DIVISION OF CONSUMER ADVOCACY P.O. Box 541 Honolulu, HI 96809	2 Copies Via Hand Delivery
GREGG J. KINKLEY, ESQ. DEPARTMENT OF THE ATTORNEY GENERAL 425 Queen Street Honolulu, Hawaii 96813 Counsel for DBEDT	1 Copy Electronically Transmitted
DANIEL W.S. LAWRENCE, ESQ. DEPARTMENT OF THE CORPORATION COUNSEL CITY AND COUNTY OF HONOLULU 530 S. King Street, Room 110 Honolulu, HI 96813 Counsel for the CITY AND COUNTY OF HONOLULU	1 Copy Electronically Transmitted
JOSEPH K. KAMELAMELA ANGELIC M. HO DEPARTMENT OF THE CORPORATION COUNSEL COUNTY OF HAWAII 101 Aupuni Street, Suite 325 Hilo, HI 96720 Counsel for the COUNTY OF HAWAII	1 Copy Electronically Transmitted
HENRY Q CURTIS VICE PRESIDENT FOR CONSUMER ISSUES LIFE OF THE LAND P.O. Box 37158 Honolulu, HI 96837-0158	1 Copy Electronically Transmitted
MELISSA MIYASHIRO (9360) CHIEF OF STAFF BLUE PLANET FOUNDATION 55 Merchant Street, 17th Floor Honolulu, HI 96813	1 Copy Electronically Transmitted

SERVICE LIST
(Docket No. 2011-0206)

ISAAC MORIWAKE, ESQ.
DAVID HENKIN, ESQ.
EARTHJUSTICE
850 Richards Street, Suite 400
Honolulu, HI 96813-4501
Counsel for HAWAII SOLAR ENERGY ASSOCIATION

1 Copy
Electronically Transmitted

RICK REED
DIRECTOR
HAWAII SOLAR ENERGY ASSOCIATION
761 Ahua Street
Honolulu, HI 96819

1 Copy
Electronically Transmitted

KENT D. MORIHARA, ESQ.
KRIS N. NAKAGAWA, ESQ.
LAUREN M. IMADA-LEE, ESQ.
TANYA M. FERNANDES, ESQ.
Moriyama Lau & Fong LLP
841 Bishop Street, Suite 400
Honolulu, Hawaii 96813
Counsel for KAUAI ISLAND UTILITY COOPERATIVE

1 Copy
Electronically Transmitted

ERIK W. KVAM
CHIEF EXECUTIVE OFFICER
ZERO EMISSIONS LEASING LLC
4188-4 Keanu Street
Honolulu, HI 96816

1 Copy
Electronically Transmitted

SANDRA-ANN Y.H. WONG, ESQ.
ATTORNEY AT LAW, A LAW CORPORATION
1050 Bishop Street, #514
Honolulu, HI 96813
Counsel for TAWHIRI POWER LLC

1 Copy
Electronically Transmitted

RILEY SAITO
73-1294 Awakea Street
Kailua-Kona, HI 96740
For SOLAR ENERGY INDUSTRIES ASSOCIATION

1 Copy
Electronically Transmitted

DEAN T. YAMAMOTO, ESQ.
YAMAMOTO & SETTLE
1100 Alakea Street, Suite 3100
Honolulu, HI 96813
Counsel for CASTLE & COOKE HOMES HAWAII, INC.,
CASTLE & COOKE RESORTS, LLC and
LANAI SUSTAINABILITY RESEARCH, LLC

1 Copy
Electronically Transmitted

SERVICE LIST
(Docket No. 2011-0206)

MICHAEL J. HOPPER, ESQ. DEPUTY CORPORATION COUNSEL DEPARTMENT OF THE CORPORATION COUNSEL COUNTY OF MAUI 200 S. High Street Wailuku, HI 96793 Counsel for the COUNTY OF MAUI	1 Copy Electronically Transmitted
CURTIS SEYMOUR SENIOR MANAGER, GOVERNMENT AFFAIRS SUN EDISON LLC 600 Clipper Drive Belmont, CA 94002	1 Copy Electronically Transmitted
MONA W. CLARK, ESQ. OFFICE OF THE COUNTY ATTORNEY COUNTY OF KAUAI 4444 Rice Street, Suite 200 Lihue, HI 96766-1300	1 Copy Electronically Transmitted
BRADLEY ALBERT PRESIDENT HAWAII PV COALITION P.O. Box 81501 Haiku, HI 96708	1 Copy Electronically Transmitted
HILTON H. UNEMORI ECM, INC. 130 N. Market Street Wailuku, HI 96793-1716 For SOUTH MAUI RENEWABLE RESOURCES, LLC	1 Copy Electronically Transmitted
SKY STANFIELD SHUTE, MIHALY & WEINBERGER LLP 396 Hayes Street San Francisco, CA 94102 For the INTERSTATE RENEWABLE ENERGY COUNCIL	1 Copy Electronically Transmitted
PETE COOPER SOLARCITY CORPORATION REGIONAL DIRECTOR, HAWAII 599 Kahelu Street Mililani, HI 96789	1 Copy Electronically Transmitted

SERVICE LIST
(Docket No. 2011-0206)

ALISON SILVERSTEIN
19213 Luedtke Lane
Pflugerville, TX 78660

1 Copy
Electronically Transmitted

BRENDAN KIRBY
12011 SW Pineapple Court
Palm City, FL 34990

1 Copy
Electronically Transmitted