



January 24, 2020

**FILED**

2020 JAN 24 P 3:06

**PUBLIC UTILITIES  
COMMISSION**

The Honorable Chair and Members  
of the Hawai'i Public Utilities Commission  
Kekuanaoa Building, 1st Floor  
465 South King Street  
Honolulu, Hawai'i 96813

Dear Commissioners:

Subject: Docket No. 2011-0206  
Reliability Standards Working Group  
Monthly Report

In accordance with Ordering Paragraph 3 of Order No. 30371, filed May 4, 2012 in the subject proceeding, enclosed as Exhibit A is Hawaiian Electric's<sup>1</sup> monthly report for December 2019 on: (1) system frequency control performance during month; (2) significant system events during month; and (3) curtailment of non-dispatchable renewable resources.

An electronic copy of each report is also included with this filing, as the files are voluminous, and therefore are being provided on a compact disc ("CD") to both the Commission and the Consumer Advocate. Any party to this proceeding may obtain a copy of this CD by emailing Marisa Chun at [marisa.chun@hawaiianelectric.com](mailto:marisa.chun@hawaiianelectric.com).

Sincerely,

Kevin M. Katsura  
Director  
Regulatory Non-Rate Proceedings

Enclosure

c: Service List

---

<sup>1</sup> "Hawaiian Electric" refers to Hawaiian Electric Company, Inc., Hawai'i Electric Light Company, Inc., and Maui Electric Company, Limited. On December 20, 2019, the State of Hawai'i Department of Commerce and Consumer Affairs ("DCCA") approved Hawaiian Electric Company, Inc., Hawaii Electric Light Company, Inc. and Maui Electric Company, Limited's application to do business under the trade name "Hawaiian Electric" for the period from December 20, 2019 to December 19, 2024. See Certificate of Registration No. 4235929, filed December 20, 2019 in the Business Registration Division of the DCCA.

**The Commission's Order No. 30371 (Docket No 2011-0206 – Relating To Various Matters in RSWG Process), filed May 4, 2012, ordered the following information for each island grid:**

- (1) System frequency control performance during month:
  - a) Frequency duration plot based on the highest resolution SCADA data available for the month detailing how many seconds each power system operated at frequencies above 60 hertz and at frequencies below 60 Hz.
  - b) Tabulation of the number, magnitude and duration of frequency excursions (high and low) outside normal frequency control range (59.95 to 60.05 Hz).

The following provides information with respect to items 1a) through 1b) – (all statements are current as of the month ending December 31, 2019):

**1a) Frequency duration plot based on the highest resolution SCADA data available for the month detailing how many seconds each power system operated at frequencies above 60 hertz and at frequencies below 60 Hz:**

The frequency duration plots for Hawaiian Electric Company, Inc., Maui Electric Company, Limited (Maui Division) and Hawai'i Electric Light Company, Inc. based on two-second data are provided in Attachment 1, and the enclosed Excel files. Refer to the electronic files for the individual data points because the information is voluminous and does not translate well to a hard copy.

**1b) Tabulation of the number, magnitude and duration of frequency excursions (high and low) outside normal frequency control range (59.95 to 60.05 Hz):**

Tabulation of the number, magnitude and duration of frequency excursions outside of the frequency range of 59.95 Hz to 60.05 Hz for Hawaiian Electric Company, Inc., Maui Electric Company, Limited (Maui Division) and Hawai'i Electric Light Company, Inc are provided in Attachment 2, and the enclosed Excel files. Refer to the electronic files for the individual data points because the information is voluminous and does not translate well to a hard copy.

- (2) Significant system events during month:
  - a) Tabulation of contingency reserve activations including date and time, MW magnitude, duration, and triggering event.
  - b) Tabulation of under frequency load shed activations including date and time, triggering frequency, MW magnitude, duration, and triggering event.
  - c) Tabulation of demand response activations for system events, including date and time, MW magnitude, duration, and triggering event, (excluding demand response utilization for unit commitment deferral or system operations economics.)

The following provides information with respect to items 2a) through 2c) – (all statements are current as of the month ending December 31, 2019):

**2a) Tabulation of contingency reserve activations including date and time, MW magnitude, duration, and triggering event:**

Hawaiian Electric Company, Inc. did not have any contingency reserve activations for the month of December. Maui Electric Company, Limited and Hawai'i Electric Light Company, Inc. do not operate with contingency reserve requirements. Therefore, Attachment 3 is not being provided for this reporting period

**2b) Tabulation of under frequency load shed activations including date and time, triggering frequency, MW magnitude, duration, and triggering event:**

Maui Electric Company, Limited's under frequency load shed activations are provided in Attachment 4. Hawaiian Electric Company, Inc. and Hawai'i Electric Light Company, Inc. did not have any under frequency load shed activations in the month of December.

**2c) Tabulation of demand response activations for system events, including date and time, MW magnitude, duration, and triggering event, (excluding demand response utilization for unit commitment deferral or system operations economics.)**

Hawaiian Electric Company, Inc.'s did not have any demand response activations for system events for the month of November. Hawai'i Electric Light Company, Inc. currently does not have a demand response program. Maui Electric Company, Limited has implemented the Fast Demand Response pilot program on a limited basis. Hawai'i Electric Light Company, Inc. plans to use the findings of Maui Electric Company, Limited's pilot program to help in the evaluation and development of future demand response programs. Maui Electric Company, Limited executes a weekly testing protocol which measures customer participation. This program is not currently used in response to actual system events. Therefore, Attachment 5 is not being provided for this reporting period.

- (3) Curtailment of non-dispatchable renewable resources:
- (a) Tabulation of each curtailment event for each resource including the starting date and time, duration, megawatt hours curtailed, peak MW curtailed, and reason for curtailment.
  - (b) Total MWh of non-dispatchable renewable resources curtailed for the month.

The following provides information with respect to items 3a) through 3b) – (all statements are current as of the month ending December 31, 2019):

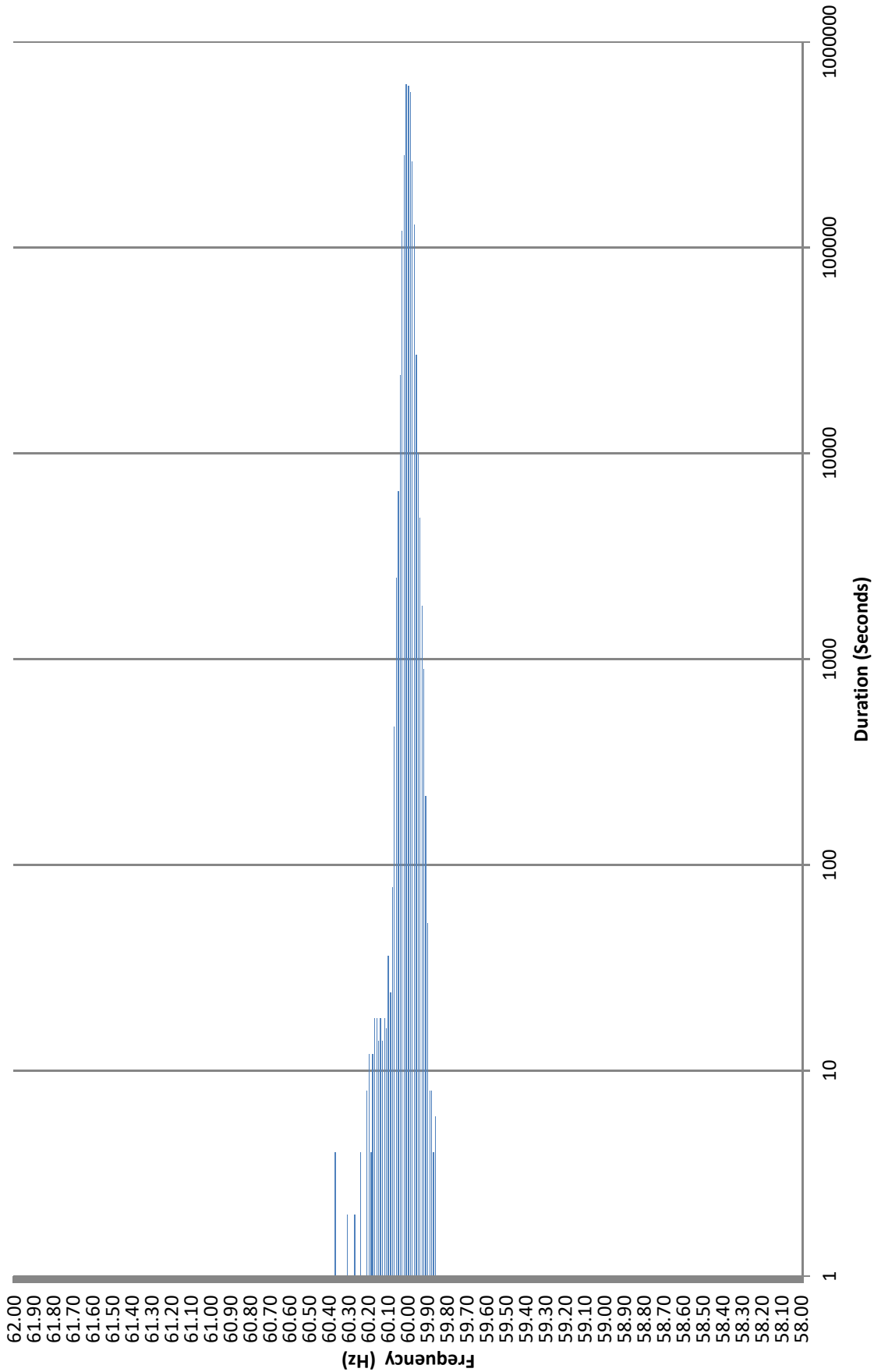
**3a) Tabulation of each curtailment event for each resource including the starting date and time, duration, megawatt hours curtailed, peak MW curtailed, and reason for curtailment:**

The tabulation of each curtailment event for each resource is provided in Attachment 6.

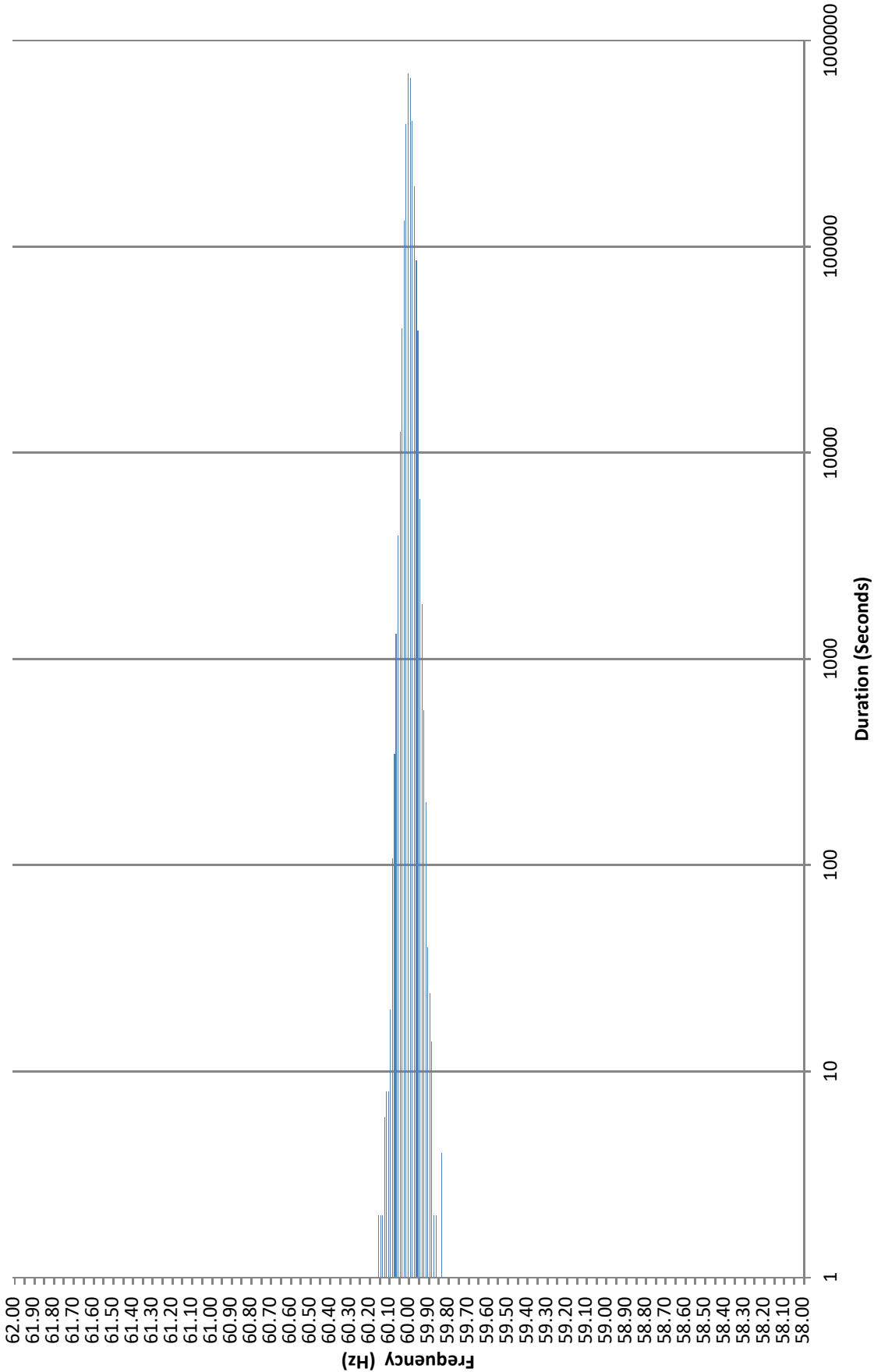
**3b) Total MWh of non-dispatchable renewable resources curtailed for the month:**

Curtailed MWh from non-dispatchable resources are difficult to determine due to the variability of the resource during curtailment periods. In some cases, the curtailed MWh estimates were provided by the IPPs under curtailment. The Company does not make any representations as to the accuracy of the curtailed MWh. The estimated MWh of non-dispatchable resources curtailed for the month are provided in Attachment 6, corresponding to each curtailment event.

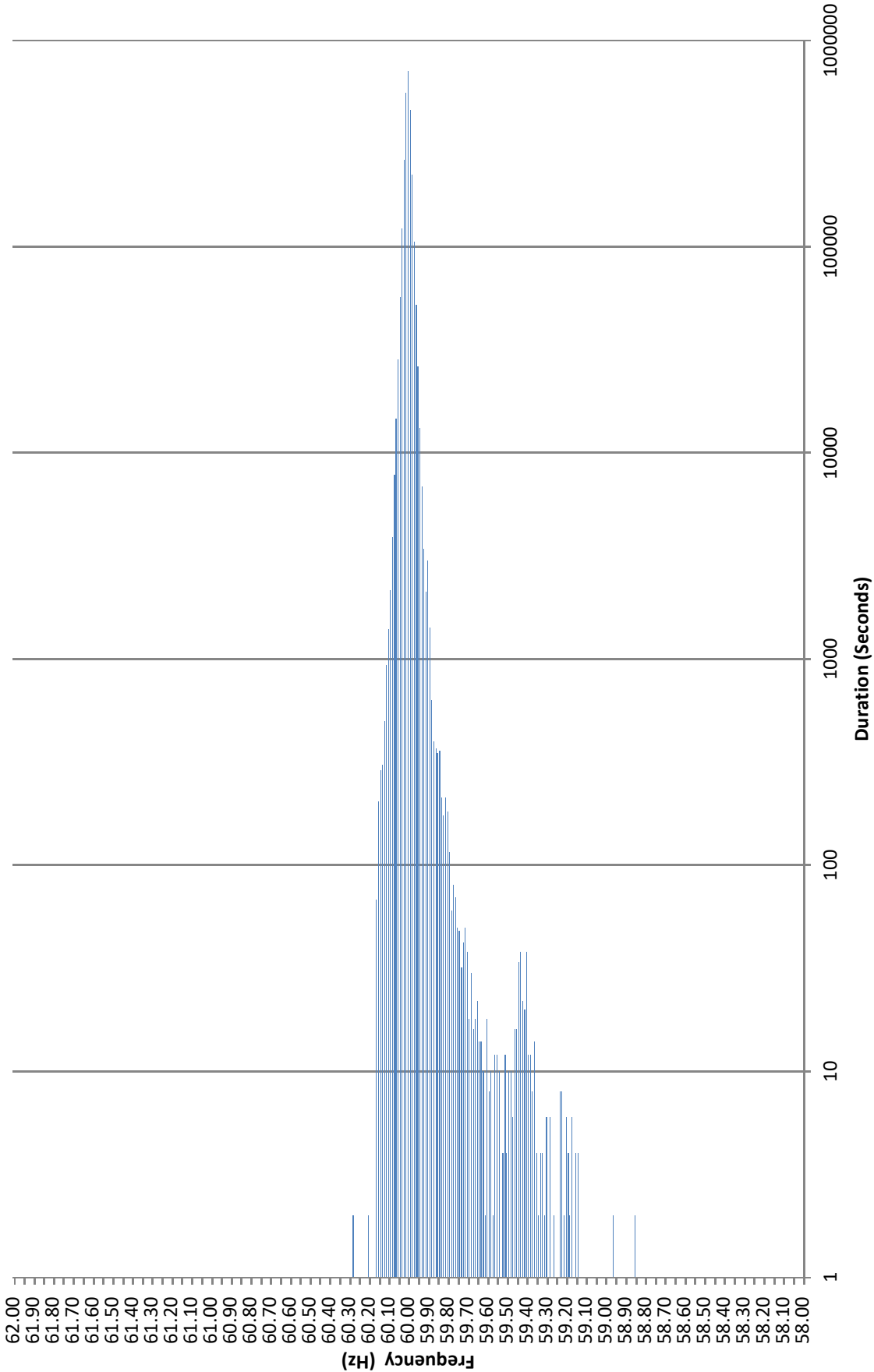
# Frequency Distribution Plot - Hawaiian Electric December 2019



**Frequency Distribution Plot - Hawai'i Electric Light  
December 2019**



# Frequency Distribution Plot - Maui Electric December 2019



Hawaiian Electric Frequency Excursion Statistics December 2019		
Data Rounded to the nearest	<59.95 Hz	>60.05 Hz
Number of Excursions	945	488
Maximum Duration (sec)	462	214
Maximum Deviation (Hz)	59.859	60.373
Total Duration of Excursions (sec)	11120	5162



Maui Electric Frequency Excursion Statistics December 2019		
	<59.95 Hz	>60.05 Hz
Number of Excursions	5473	5283
Maximum Duration (sec)	1200	840
Maximum Deviation (Hz)	58.851	60.284
Total Duration of Excursions (sec)	45088	43570

Hawai'i Electric Light Frequency Excursion Statistics December 2019		
	<59.95 Hz	>60.05 Hz
Number of Excursions	5329	641
Maximum Duration (sec)	100	78
Maximum Deviation (Hz)	59.828	60.145
Total Duration of Excursions (sec)	27330	3308

This page intentionally left blank.



This page intentionally left blank.

Hawaiian Electric Company, Inc. Curtailment Report December 2019

Start Date/Time	Curtailment Set Point	MW output prior to start of curtailment	End Date/Time	MW output after curtailment released	Estimated MWh of curtailed energy during event (1)	IPP	Reason for Curtailment
12/02/19 05:26	0.0	0.00	12/02/19 06:00	0	*	KWMakai	System Constraints
12/02/19 05:27	0.0	0.00	12/02/19 06:01	0	*	KSMakai	System Constraints
12/02/19 05:35	0.0	0.00	12/02/19 05:58	0	*	KWF	System Constraints
12/02/19 12:39	0.0	4.00	12/02/19 13:12	0	*	KWMakai	System Constraints
12/02/19 12:40	0.0	0.00	12/02/19 13:22	0	*	KSMakai	System Constraints
12/02/19 12:44	0.0	4.00	12/02/19 13:15	0	*	KWF	System Constraints
12/03/19 15:41	0.0	1.00	12/03/19 16:11	0	*	KWMakai	System Constraints
12/03/19 15:43	0.0	2.10	12/03/19 16:13	0	*	KSMakai	System Constraints
12/03/19 15:44	0.0	5.50	12/03/19 16:14	0	*	KWF	System Constraints
12/03/19 20:07	0.0	3.20	12/03/19 20:40	0	*	KWF	System Constraints
12/03/19 20:09	0.0	0.00	12/03/19 20:38	0	*	KWMakai	System Constraints
12/03/19 20:11	0.0	0.00	12/03/19 20:39	0	*	MSMakai	System Constraints
12/05/19 18:41	0.0	0.00	12/05/19 19:48	0	*	KREP	System Constraints
12/05/19 18:42	0.0	0.00	12/05/19 19:48	0	*	KLS2	System Constraints
12/06/19 06:38	0.0	0.00	12/06/19 07:17	0	*	KREP	System Constraints
12/06/19 06:38	0.0	0.00	12/06/19 07:17	0	*	KLS2	System Constraints
12/08/19 13:05	0.0	0.00	12/08/19 13:06	0	*	Waipio	Facility Requested
12/09/19 06:45	0.0	0.10	12/09/19 17:10	0	*	KWF	System Constraints
12/09/19 06:41	0.0	0.10	12/09/19 17:04	0	*	KWMakai	System Constraints
12/09/19 06:42	0.0	0.20	12/09/19 06:55	0	*	KWMauka	System Constraints
12/09/19 06:44	0.0	0.00	12/09/19 17:06	0	*	KSMakai	System Constraints
12/09/19 06:47	0.0	0.00	12/09/19 06:56	0	*	KSMauka	System Constraints
12/09/19 16:09	0.0	1.00	12/09/19 17:04	0	*	KWMauka	System Constraints
12/09/19 16:11	0.0	21.00	12/09/19 17:06	0	*	KSMauka	System Constraints
12/10/19 05:55	0.0	0.10	12/10/19 06:28	0	*	KWF	System Constraints
12/10/19 06:06	0.0	0.10	12/10/19 06:56	0	*	KWMakai	System Constraints
12/10/19 06:07	0.0	0.20	12/10/19 17:45	0	*	KWMauka	System Constraints
12/10/19 06:12	0.0	0.00	12/10/19 06:24	0	*	KSMakai	System Constraints
12/10/19 06:13	0.0	0.10	12/10/19 17:46	0	*	KSMauka	System Constraints
12/10/19 06:56	0.0	0.00	12/10/19 08:29	0	*	KWMakai	System Constraints
12/10/19 16:53	0.0	1.00	12/10/19 17:45	0	*	KWMakai	System Constraints
12/10/19 16:54	0.0	0.00	12/10/19 17:46	0	*	KSMakai	System Constraints
12/10/19 16:58	0.0	0.00	12/10/19 17:50	0	*	KWF	System Constraints
12/11/19 07:23	0.0	0.20	12/11/19 08:44	0	*	KWF	System Constraints
12/11/19 07:27	0.0	0.00	12/11/19 08:34	0	*	KWMakai	System Constraints
12/11/19 07:27	0.0	0.00	12/11/19 17:39	0	*	KWMauka	System Constraints
12/11/19 07:45	0.0	0.00	12/11/19 08:36	0	*	KSMakai	System Constraints
12/11/19 07:46	0.0	0.00	12/11/19 17:42	0	*	KSMauka	System Constraints
12/11/19 15:06	0.0	1.10	12/11/19 17:38	0	*	KWMakai	System Constraints
12/11/19 15:07	0.0	0.00	12/11/19 17:35	0	*	KWF	System Constraints
12/11/19 15:09	0.0	0.00	12/18/19 08:09	0	*	KSMakai	System Constraints/Facility Requested
12/12/19 06:15	0.0	0.00	12/12/19 07:00	0	*	KSMauka	System Constraints
12/12/19 06:23	0.0	0.00	12/12/19 15:53	0	*	KWMakai	System Constraints
12/12/19 06:24	0.0	0.00	12/12/19 06:58	0	*	KWMauka	System Constraints
12/12/19 06:32	0.0	0.00	12/12/19 15:49	0	*	KWF	System Constraints
12/12/19 15:29	0.0	2.40	12/12/19 15:55	0	*	KSMauka	System Constraints
12/12/19 15:31	0.0	3.10	12/12/19 15:53	0	*	KWMauka	System Constraints
12/13/19 06:06	0.0	15.00	12/13/19 09:31	0	*	KWF	System Constraints
12/13/19 06:12	0.0	12.00	12/13/19 09:19	0	*	KWMakai	System Constraints
12/13/19 06:13	0.0	36.00	12/13/19 18:32	0	*	KWMauka	System Constraints
12/13/19 06:42	0.0	0.00	12/13/19 18:34	0	*	KSMauka	System Constraints
12/13/19 17:51	0.0	15.00	12/13/19 18:29	0	*	KWF	System Constraints
12/13/19 17:55	0.0	1.60	12/13/19 18:32	0	*	KWMakai	System Constraints
12/14/19 05:15	0.0	0.00	12/14/19 05:55	0	*	KLS2	System Constraints
12/14/19 14:43	0.0	3.00	12/14/19 16:21	0	*	KLS2	System Constraints
12/15/19 06:44	0.0	0.00	12/16/19 15:01	0	*	KREP	System Constraints
12/15/19 08:12	0.0	2.70	12/15/19 18:53	0	*	Waipio	System Constraints
12/16/19 05:39	0.0	0.00	12/16/19 07:24	0	*	KSMauka	System Constraints
12/16/19 05:41	0.0	0.00	12/16/19 18:47	0	*	KWF	System Constraints
12/16/19 05:46	0.0	0.00	12/16/19 18:52	0	*	KWMakai	System Constraints

Hawaiian Electric Company, Inc. Curtailment Report December 2019

Start Date/Time	Curtailment Set Point	MW output prior to start of curtailment	End Date/Time	MW output after curtailment released	Estimated MWh of curtailed energy during event (1)	IPP	Reason for Curtailment
12/16/19 05:47	0.0	5.05	12/16/19 07:15	0	*	KWMauka	System Constraints
12/16/19 05:54	0.0	0.00	12/16/19 15:38	0	*	Waianae	System Constraints
12/16/19 05:55	0.0	0.00	12/16/19 08:34	0	*	Aloha1	System Constraints
12/16/19 15:38	0.0	0.00	12/16/19 18:54	0	*	Waianae	System Constraints
12/16/19 14:31	0.0	3.70	12/16/19 15:23	0	*	Aloha1	System Constraints
12/16/19 16:31	0.0	3.10	12/16/19 18:56	0	*	KSMauka	System Constraints
12/16/19 16:33	0.0	21.70	12/16/19 18:53	0	*	KWMauka	System Constraints
12/16/19 19:53	0.0	15.30	12/16/19 20:29	0	*	KWF	System Constraints
12/17/19 06:21	0.0	14.10	12/17/19 07:45	0	*	KWMakai	System Constraints
12/17/19 06:22	0.0	12.40	12/17/19 07:42	0	*	KWF	System Constraints
12/17/19 13:48	0.0	4.10	12/17/19 14:36	0	*	KWMakai	System Constraints
12/17/19 13:51	0.0	14.60	12/17/19 14:39	0	*	KWF	System Constraints
12/18/19 08:09	Various	0.05	12/18/19 14:07	6.32	*	KSMakai	System Constraints
12/24/19 20:08	0.0	0.00	12/24/19 23:18	0	*	Waianae	System Constraints
12/25/19 15:16	0.0	0.40	12/26/19 09:52	0	*	North	System Constraints
12/25/19 15:16	0.0	0.00	12/26/19 09:53	0	*	South	System Constraints
12/26/19 08:46	0.0	0.00	12/26/19 09:45	0	*	KWMauka	System Constraints
12/26/19 13:43	0.0	25.00	12/26/19 14:30	1.91	*	Waianae	System Constraints

Aloha1 = Aloha Solar Energy Fund I

KLS2 = Kalaeloa Solar Two

KREP = Kalaeloa Renewable Energy Partners

KWF = Kahuku Wind Power

Lani = Lanikuhana Solar

KSMakai = Kawaiiloa Solar Makai

KSMauka = Kawaiiloa Solar Mauka

KWMakai = Kawaiiloa Wind Makai

KWMauka = Kawaiiloa Wind Mauka

North = Waihonu North

South = Waihonu South

Waianae = EE Waianae Solar Project

Waipio = Waipio PV

WestL = West Loch PV

(1) The estimated MWh of energy curtailed during the event is supplied by IPP, and HECO does not make any representations as to its accuracy.

\* Data has not been provided by IPP.



Maui Curtailment Report

December 2019

Start Date and Time	Duration	IPP Curtailed	Estimated Curtailed MWH	Peak MW Curtailed	Reasons for Curtailment
12/1/2019 0:24	0:25	KWPll	1.142159462	20.70757294	Oversupply
12/1/2019 1:22	2:36	KWPll	20.51966498	20.70757294	Oversupply
12/1/2019 4:00	0:12	KWPll	0.306875229	20.70757294	Oversupply
12/1/2019 8:56	0:01	SSA2	0.00043	0.65500	Oversupply
12/1/2019 8:57	0:01	SSA3	-0.00025	1.38200	Oversupply
12/1/2019 8:59	0:01	SSA3	-0.00020	1.43100	Oversupply
12/1/2019 9:17	0:01	SSA3	-0.00185	1.07900	Oversupply
12/1/2019 9:47	0:01	SSA2	0.00052	1.67800	Oversupply
12/1/2019 10:02	0:01	SSA3	0.01430	1.27200	Oversupply
12/1/2019 10:02	0:01	SSA2	0.00645	1.04000	Oversupply
12/1/2019 10:03	0:01	SSA3	0.01492	1.25400	Oversupply
12/1/2019 10:03	0:01	SSA2	0.00645	0.53200	Oversupply
12/1/2019 10:04	0:01	SSA3	0.01430	0.02800	Oversupply
12/1/2019 10:04	0:01	SSA2	0.00645	0.36600	Oversupply
12/1/2019 10:04	1:25	SSA3	2.61633	0.02300	Oversupply
12/1/2019 10:05	1:25	BS250	Data not available	Data not available	Oversupply
12/1/2019 10:05	1:25	ESB	Data not available	Data not available	Oversupply
12/1/2019 10:05	1:25	SSA2	2.58400	0.02600	Oversupply
12/1/2019 10:06	1:24	KWPll	17.26655162	20.70757294	Oversupply
12/1/2019 11:02	0:01	AWE	0.005241871	20.29999924	Oversupply
12/1/2019 11:09	0:16	AWE	0.670807616	20.79999924	Oversupply
12/1/2019 11:29	0:01	SSA3	0.03137	0.11700	Oversupply
12/1/2019 11:30	0:01	SSA2	0.03750	0.39600	Oversupply
12/1/2019 11:30	0:01	SSA3	0.02784	0.27900	Oversupply
12/1/2019 11:30	0:01	SSA2	0.03750	0.80100	Oversupply
12/1/2019 11:31	0:01	SSA3	0.02725	0.52000	Oversupply
12/1/2019 11:31	0:01	SSA2	0.03750	1.17000	Oversupply
12/1/2019 11:31	0:01	SSA3	0.02725	0.82600	Oversupply
12/1/2019 11:32	1:03	SSA2	2.84481	0.66400	Oversupply
12/1/2019 11:32	1:03	SSA3	2.50100	0.73400	Oversupply
12/1/2019 11:33	1:02	BS250	Data not available	Data not available	Oversupply
12/1/2019 11:33	1:02	ESB	Data not available	Data not available	Oversupply
12/1/2019 11:33	1:02	KWPll	5.721226192	13.22290802	Oversupply
12/1/2019 12:35	0:01	SSA3	0.02463	0.05500	Oversupply
12/1/2019 12:35	0:01	SSA2	0.03204	0.10700	Oversupply
12/1/2019 12:36	0:01	SSA3	0.02463	0.26600	Oversupply
12/1/2019 12:36	0:01	SSA2	0.03204	0.13200	Oversupply
12/1/2019 12:37	0:01	SSA3	0.02410	0.64900	Oversupply
12/1/2019 12:37	0:01	SSA2	0.03204	0.15300	Oversupply
12/1/2019 12:37	0:01	SSA3	0.02463	1.10900	Oversupply
12/1/2019 12:38	0:01	SSA2	0.03204	0.31300	Oversupply
12/1/2019 12:38	0:01	SSA3	0.02517	1.59500	Oversupply
12/1/2019 12:39	0:01	SSA2	0.03204	0.31400	Oversupply
12/1/2019 12:39	0:01	SSA3	0.02677	0.54700	Oversupply
12/1/2019 12:40	0:01	SSA2	0.03204	1.02400	Oversupply
12/1/2019 12:40	0:01	SSA3	0.02410	1.27500	Oversupply
12/1/2019 12:40	0:01	SSA3	0.02517	0.60100	Oversupply
12/1/2019 12:40	0:01	SSA2	0.03204	1.73600	Oversupply
12/1/2019 12:41	0:01	SSA3	0.02517	1.36600	Oversupply
12/1/2019 12:41	0:01	SSA2	0.03204	2.54300	Oversupply
12/1/2019 12:42	0:01	SSA3	0.02463	1.22700	Oversupply
12/1/2019 12:42	0:01	SSA2	0.03204	2.31100	Oversupply
12/1/2019 12:43	0:01	SSA3	0.02517	1.17500	Oversupply
12/1/2019 12:43	0:01	SSA2	0.03204	1.50800	Oversupply
12/1/2019 12:44	0:01	SSA3	0.02517	0.43700	Oversupply
12/1/2019 12:44	1:28	SSA2	3.97443	1.11600	Oversupply
12/1/2019 12:44	1:28	SSA3	3.20782	0.55800	Oversupply
12/1/2019 12:45	1:28	BS250	Data not available	Data not available	Oversupply
12/1/2019 12:45	1:28	ESB	Data not available	Data not available	Oversupply
12/1/2019 12:45	1:32	KWPll	9.563738481	20.70757294	Oversupply
12/1/2019 14:12	0:01	SSA2	0.02932	-0.00100	Oversupply
12/1/2019 14:12	0:01	SSA3	0.01739	0.00200	Oversupply
12/1/2019 14:13	0:01	SSA3	0.01778	0.00900	Oversupply
12/1/2019 14:13	0:02	SSA2	0.05511	0.00800	Oversupply
12/1/2019 14:14	0:04	BS250	Data not available	Data not available	Oversupply
12/1/2019 14:14	0:04	ESB	Data not available	Data not available	Oversupply
12/1/2019 14:14	0:01	SSA3	0.01743	0.00100	Oversupply
12/1/2019 14:15	0:02	SSA3	0.00824	0.02000	Oversupply
12/1/2019 14:15	0:01	SSA2	0.01819	0.01500	Oversupply
12/1/2019 14:16	0:02	SSA2	0.03637	0.00200	Oversupply
12/1/2019 14:16	0:01	SSA3	0.00417	0.02800	Oversupply
12/1/2019 14:17	0:01	SSA3	0.00417	0.01700	Oversupply
12/1/2019 14:17	0:01	SSA2	0.01819	0.07100	Oversupply





**Maui Curtailment Report**

**December 2019**

Start Date and Time	Duration	IPP Curtailed	Estimated Curtailed MWH	Peak MW Curtailed	Reasons for Curtailment
12/1/2019 14:18	0:01	SSA3	0.00408	0.02200	Oversupply
12/1/2019 14:18	0:01	SSA2	0.01819	0.11200	Oversupply
12/1/2019 14:18	0:01	SSA3	0.00426	0.37200	Oversupply
12/1/2019 14:19	0:01	SSA3	0.00426	0.63100	Oversupply
12/1/2019 14:19	0:01	SSA2	0.01819	0.13700	Oversupply
12/1/2019 14:21	0:01	SSA3	0.00417	0.67700	Oversupply
12/1/2019 14:22	0:01	SSA2	0.01819	0.54400	Oversupply
12/1/2019 14:22	0:01	SSA3	0.00417	0.13500	Oversupply
12/1/2019 14:23	0:01	SSA2	0.01819	0.99900	Oversupply
12/1/2019 14:23	0:01	SSA3	0.00426	0.73900	Oversupply
12/1/2019 14:24	0:01	SSA2	0.01819	1.20500	Oversupply
12/1/2019 14:24	0:01	SSA3	0.00426	0.04500	Oversupply
12/1/2019 14:24	0:01	SSA2	0.01749	0.94400	Oversupply
12/1/2019 14:25	0:01	SSA3	0.00417	0.82000	Oversupply
12/1/2019 14:25	0:01	SSA2	0.01819	1.38600	Oversupply
12/1/2019 14:25	0:01	SSA3	0.00426	0.06500	Oversupply
12/1/2019 14:26	0:01	SSA2	0.01819	0.39900	Oversupply
12/1/2019 14:26	0:01	SSA3	0.00426	0.32000	Oversupply
12/1/2019 14:27	0:01	SSA3	0.00435	0.43300	Oversupply
12/1/2019 14:27	0:01	SSA2	0.01819	0.62300	Oversupply
12/1/2019 14:32	0:01	SSA3	0.00324	0.71700	Oversupply
12/1/2019 14:32	0:01	SSA2	0.01572	2.36900	Oversupply
12/1/2019 14:32	0:01	SSA3	0.00310	0.70300	Oversupply
12/1/2019 14:33	0:01	SSA2	0.01572	0.08900	Oversupply
12/1/2019 14:33	0:01	SSA3	0.00317	0.40400	Oversupply
12/1/2019 14:34	0:01	SSA3	0.00317	0.22100	Oversupply
12/1/2019 14:34	0:01	SSA2	0.01572	0.52900	Oversupply
12/1/2019 14:35	0:01	SSA3	0.00317	0.04900	Oversupply
12/1/2019 14:35	0:01	SSA2	0.01572	0.36100	Oversupply
12/1/2019 14:35	0:01	SSA3	0.00310	0.65200	Oversupply
12/1/2019 14:36	0:01	SSA2	0.01572	0.81300	Oversupply
12/1/2019 14:36	0:01	SSA3	0.00324	0.30000	Oversupply
12/1/2019 14:36	0:01	SSA2	0.01572	1.13000	Oversupply
12/1/2019 14:37	0:01	SSA3	0.00324	0.47100	Oversupply
12/1/2019 14:37	0:01	SSA2	0.01572	1.39400	Oversupply
12/1/2019 14:38	0:01	SSA3	0.00310	0.64700	Oversupply
12/1/2019 14:38	0:01	SSA2	0.01572	1.56200	Oversupply
12/1/2019 14:38	0:01	SSA3	0.00324	0.47500	Oversupply
12/1/2019 14:39	0:01	SSA2	0.01542	1.11000	Oversupply
12/1/2019 14:39	0:01	SSA3	0.00317	0.60600	Oversupply
12/1/2019 14:40	0:01	SSA2	0.01572	1.70800	Oversupply
12/1/2019 14:40	0:01	SSA3	0.00317	0.18200	Oversupply
12/1/2019 14:41	0:01	SSA3	0.00317	0.49400	Oversupply
12/1/2019 14:41	0:01	SSA2	0.01572	0.15300	Oversupply
12/1/2019 14:41	0:01	SSA3	0.00324	0.40900	Oversupply
12/1/2019 14:42	0:01	SSA2	0.01572	1.40700	Oversupply
12/1/2019 14:42	0:01	SSA3	0.00324	0.32700	Oversupply
12/1/2019 14:43	0:01	SSA2	0.01572	0.22400	Oversupply
12/1/2019 14:43	0:01	SSA3	0.00310	0.14500	Oversupply
12/1/2019 14:43	0:01	SSA2	0.01572	0.87100	Oversupply
12/1/2019 14:44	0:01	SSA3	0.00316	0.51200	Oversupply
12/1/2019 14:44	0:01	SSA2	0.01116	1.25600	Oversupply
12/1/2019 14:45	0:01	SSA3	0.00103	0.62700	Oversupply
12/1/2019 14:45	0:01	SSA2	0.00847	0.40800	Oversupply
12/1/2019 14:45	0:01	SSA3	0.00105	0.31300	Oversupply
12/1/2019 14:46	0:01	SSA2	0.00847	0.19000	Oversupply
12/1/2019 14:46	0:01	SSA3	0.00105	0.24600	Oversupply
12/1/2019 14:47	0:01	SSA2	0.00847	0.79600	Oversupply
12/1/2019 14:47	0:02	SSA3	0.00208	0.18500	Oversupply
12/1/2019 14:48	0:01	SSA2	0.00847	0.86900	Oversupply
12/1/2019 14:48	0:01	SSA3	0.00108	0.20200	Oversupply
12/1/2019 14:49	0:01	SSA2	0.00847	0.98500	Oversupply
12/1/2019 14:49	0:01	SSA2	0.00847	1.04300	Oversupply
12/2/2019 1:34	0:01	AWE	0.001666667	0.100000001	Oversupply
12/2/2019 1:52	0:37	KWPPI	3.859867064	20.70757294	Oversupply
12/2/2019 2:38	0:31	KWPPI	0.929756149	20.70757294	Oversupply
12/2/2019 3:11	1:02	KWPPI	9.41948214	20.70757294	Oversupply
12/2/2019 4:41	0:26	KWPPI	1.400204357	20.70757294	Oversupply
12/2/2019 5:19	0:02	KWPPI	0.021114031	20.69859123	Oversupply
12/2/2019 9:48	0:01	SSA2	-0.00008	0.85000	Oversupply
12/2/2019 12:06	0:01	SSA3	0.00376	1.39800	Oversupply
12/2/2019 12:06	0:01	SSA2	0.00610	2.11200	Oversupply
12/2/2019 12:08	0:01	SSA3	0.00368	1.46600	Oversupply



Maui Curtailment Report

December 2019

Start Date and Time	Duration	IPP Curtailed	Estimated Curtailed MWH	Peak MW Curtailed	Reasons for Curtailment
12/2/2019 12:08	0:01	SSA2	0.00610	2.63900	Oversupply
12/2/2019 12:08	0:01	SSA3	0.00376	1.51300	Oversupply
12/2/2019 12:09	0:01	SSA2	0.00610	2.09700	Oversupply
12/2/2019 12:09	0:01	SSA3	0.00368	0.88400	Oversupply
12/2/2019 12:10	0:01	SSA2	0.00598	0.09800	Oversupply
12/2/2019 12:10	0:01	SSA3	0.00368	0.86000	Oversupply
12/2/2019 12:10	0:01	SSA2	0.00610	0.83100	Oversupply
12/2/2019 12:11	0:01	SSA3	0.00376	0.20600	Oversupply
12/2/2019 12:11	0:01	SSA2	0.00610	1.65800	Oversupply
12/2/2019 12:11	0:01	SSA3	0.00376	1.39500	Oversupply
12/2/2019 12:12	0:01	SSA2	0.00610	1.27000	Oversupply
12/2/2019 12:12	0:01	SSA3	0.00368	0.82100	Oversupply
12/2/2019 12:13	0:01	SSA2	0.00610	0.09100	Oversupply
12/2/2019 12:13	0:01	SSA3	0.00376	0.81500	Oversupply
12/2/2019 12:14	0:01	SSA3	0.00374	0.74200	Oversupply
12/2/2019 12:14	0:01	SSA2	0.00708	1.10800	Oversupply
12/2/2019 12:15	0:01	SSA3	0.00385	0.73300	Oversupply
12/2/2019 12:15	0:01	SSA2	0.00362	0.09300	Oversupply
12/2/2019 12:15	0:01	SSA3	0.00402	1.26800	Oversupply
12/2/2019 12:16	0:01	SSA2	0.00362	0.67500	Oversupply
12/2/2019 12:16	0:01	SSA3	0.00402	0.57200	Oversupply
12/2/2019 12:16	0:01	SSA2	0.00362	0.97600	Oversupply
12/2/2019 12:17	0:01	SSA3	0.00393	1.52200	Oversupply
12/2/2019 12:17	0:01	SSA2	0.00362	1.02500	Oversupply
12/2/2019 12:18	0:01	SSA2	0.00362	1.31600	Oversupply
12/2/2019 12:18	0:01	SSA3	0.00402	1.55500	Oversupply
12/2/2019 12:19	0:01	SSA2	0.00362	0.62800	Oversupply
12/2/2019 12:19	0:01	SSA3	0.00385	1.49000	Oversupply
12/2/2019 12:24	0:01	SSA2	0.00355	1.47400	Oversupply
12/3/2019 1:56	0:03	KWPPII	0.114786887	7.700222969	Oversupply
12/3/2019 6:18	0:15	KWPPII	1.665619707	19.43018913	Oversupply
12/3/2019 6:36	0:11	KWPPII	0.794371382	20.18763733	Oversupply
12/3/2019 7:37	0:03	KWPPII	0.07943662	19.95710945	Oversupply
12/3/2019 9:08	0:06	KWPPII	0.48634456	18.8184433	Oversupply
12/3/2019 9:15	0:03	KWPPII	0.099856281	18.06498718	Oversupply
12/3/2019 9:30	0:10	KWPPII	0.750501458	18.99009132	Oversupply
12/3/2019 9:58	0:01	SSA3	0.00078	2.20800	Oversupply
12/3/2019 9:59	0:01	SSA3	0.00077	1.65200	Oversupply
12/3/2019 9:59	0:01	SSA2	0.00159	0.51500	Oversupply
12/3/2019 9:59	0:01	SSA3	0.01484	0.14700	Oversupply
12/3/2019 10:00	0:01	SSA2	0.01820	0.76000	Oversupply
12/3/2019 10:00	0:01	SSA3	0.01939	0.91200	Oversupply
12/3/2019 10:00	0:01	SSA2	0.01820	0.63400	Oversupply
12/3/2019 10:01	0:01	SSA3	0.01897	0.89400	Oversupply
12/3/2019 10:01	0:01	SSA2	0.01820	0.17700	Oversupply
12/3/2019 10:02	0:01	SSA3	0.01897	0.19400	Oversupply
12/3/2019 10:02	0:01	SSA2	0.01820	0.00500	Oversupply
12/3/2019 10:02	0:03	SSA3	0.07714	0.37000	Oversupply
12/3/2019 10:03	0:01	BS250	Data not available	Data not available	Oversupply
12/3/2019 10:03	0:01	ESB	Data not available	Data not available	Oversupply
12/3/2019 10:03	0:03	SSA2	0.05459	0.00500	Oversupply
12/3/2019 10:04	0:02	KWPPII	0.009595521	18.70268059	Oversupply
12/3/2019 10:05	0:01	BS250	Data not available	Data not available	Oversupply
12/3/2019 10:05	0:01	ESB	Data not available	Data not available	Oversupply
12/3/2019 10:05	0:01	SSA3	0.01939	0.08100	Oversupply
12/3/2019 10:06	0:01	SSA2	0.01820	-0.00300	Oversupply
12/3/2019 10:06	0:01	SSA3	0.01897	0.10500	Oversupply
12/3/2019 10:07	0:01	SSA2	0.01820	-0.00300	Oversupply
12/3/2019 10:07	0:01	SSA3	0.01939	0.14400	Oversupply
12/3/2019 10:07	0:01	SSA2	0.01820	0.05400	Oversupply
12/3/2019 10:08	0:01	SSA3	0.01939	0.12000	Oversupply
12/3/2019 10:08	0:01	SSA2	0.01820	0.11700	Oversupply
12/3/2019 10:09	0:01	SSA3	0.01897	0.12100	Oversupply
12/3/2019 10:09	0:01	SSA2	0.01820	0.33400	Oversupply
12/3/2019 10:09	0:01	SSA3	0.01939	0.40300	Oversupply
12/3/2019 10:10	0:01	SSA2	0.01820	0.53000	Oversupply
12/3/2019 10:10	0:01	SSA3	0.01939	0.78500	Oversupply
12/3/2019 10:11	0:01	SSA3	0.01897	1.13900	Oversupply
12/3/2019 10:11	0:01	SSA2	0.01820	0.88200	Oversupply
12/3/2019 10:12	0:01	SSA3	0.01939	2.15100	Oversupply
12/3/2019 10:14	0:01	SSA2	0.01525	1.93900	Oversupply
12/3/2019 10:15	0:01	SSA3	0.01811	2.30400	Oversupply
12/3/2019 10:15	0:01	SSA2	0.02379	2.39400	Oversupply



Maui Curtailment Report

December 2019

Start Date and Time	Duration	IPP Curtailed	Estimated Curtailed MWH	Peak MW Curtailed	Reasons for Curtailment
12/3/2019 10:15	0:01	SSA3	0.01771	2.30000	Oversupply
12/3/2019 10:16	0:01	SSA2	0.02379	1.22700	Oversupply
12/3/2019 10:16	0:01	SSA3	0.01811	0.07800	Oversupply
12/3/2019 10:17	0:01	SSA3	0.01811	0.90400	Oversupply
12/3/2019 10:17	0:01	SSA2	0.02379	0.04700	Oversupply
12/3/2019 10:18	0:01	SSA3	0.01811	0.37000	Oversupply
12/3/2019 10:18	0:01	SSA2	0.02379	0.85800	Oversupply
12/3/2019 10:18	0:01	SSA3	0.01850	0.51100	Oversupply
12/3/2019 10:19	0:01	SSA2	0.02379	0.19500	Oversupply
12/3/2019 10:19	0:01	SSA3	0.01811	0.03800	Oversupply
12/3/2019 10:19	0:01	SSA2	0.02379	0.07800	Oversupply
12/3/2019 10:20	0:01	SSA3	0.01771	0.02100	Oversupply
12/3/2019 10:20	0:01	SSA2	0.02379	0.02600	Oversupply
12/3/2019 10:21	0:01	BS250	Data not available	Data not available	Oversupply
12/3/2019 10:21	0:01	ESB	Data not available	Data not available	Oversupply
12/3/2019 10:21	0:01	SSA3	0.01811	0.12500	Oversupply
12/3/2019 10:21	0:01	SSA2	0.02379	0.07200	Oversupply
12/3/2019 10:21	0:01	SSA3	0.01771	0.25200	Oversupply
12/3/2019 10:22	0:01	SSA2	0.02379	0.14900	Oversupply
12/3/2019 10:22	0:01	SSA3	0.01811	0.77300	Oversupply
12/3/2019 10:23	0:01	SSA2	0.02379	0.11800	Oversupply
12/3/2019 10:23	0:02	SSA3	0.03661	0.56300	Oversupply
12/3/2019 10:24	0:01	SSA2	0.02379	0.13800	Oversupply
12/3/2019 10:25	0:01	SSA3	0.01811	0.77800	Oversupply
12/3/2019 10:25	0:01	SSA2	0.02379	0.11100	Oversupply
12/3/2019 10:25	0:01	SSA3	0.01771	0.79700	Oversupply
12/3/2019 10:26	0:01	SSA2	0.02379	0.37700	Oversupply
12/3/2019 10:26	0:01	SSA3	0.01811	1.06200	Oversupply
12/3/2019 10:26	0:01	SSA2	0.02379	0.84300	Oversupply
12/3/2019 10:51	0:01	SSA3	0.00738	2.54100	Oversupply
12/3/2019 10:51	0:01	SSA2	0.01005	1.42900	Oversupply
12/3/2019 10:51	0:01	SSA3	0.00722	0.58800	Oversupply
12/3/2019 10:52	0:01	SSA2	0.01005	0.96700	Oversupply
12/3/2019 10:52	0:01	SSA3	0.00738	0.08400	Oversupply
12/3/2019 10:52	0:01	SSA2	0.01005	0.69000	Oversupply
12/3/2019 10:53	0:01	SSA3	0.00722	0.43000	Oversupply
12/3/2019 10:53	0:01	SSA2	0.00985	0.19600	Oversupply
12/3/2019 10:54	0:01	SSA3	0.00738	1.13900	Oversupply
12/3/2019 10:54	0:01	SSA2	0.01005	1.65100	Oversupply
12/3/2019 10:54	0:01	SSA3	0.00754	1.27800	Oversupply
12/3/2019 10:55	0:01	SSA2	0.01005	1.13400	Oversupply
12/3/2019 10:55	0:01	SSA3	0.00738	1.46200	Oversupply
12/3/2019 10:56	0:01	SSA2	0.01005	1.91300	Oversupply
12/3/2019 10:56	0:01	SSA3	0.00738	1.93200	Oversupply
12/3/2019 10:57	0:01	SSA3	0.00738	2.11900	Oversupply
12/3/2019 10:57	0:01	SSA2	0.01005	2.37300	Oversupply
12/4/2019 2:11	0:02	KWPPII	0.017244633	5.076598644	Oversupply
12/4/2019 2:17	0:01	KWPPII	0.016865587	6.491699219	Oversupply
12/4/2019 3:34	0:03	KWPPII	0.023748859	9.440656662	Oversupply
12/4/2019 3:40	0:08	KWPPII	0.18806719	8.648280144	Oversupply
12/4/2019 3:49	0:05	KWPPII	0.036874874	7.008639812	Oversupply
12/4/2019 4:04	0:05	KWPPII	0.075939266	8.245106697	Oversupply
12/4/2019 5:27	0:01	KWPPII	0.000182958	0.010977509	Oversupply
12/4/2019 8:32	0:01	SSA2	0.00450	0.44300	Oversupply
12/4/2019 8:32	0:01	SSA3	0.00658	1.48400	Oversupply
12/4/2019 8:33	0:01	SSA2	0.00450	0.16900	Oversupply
12/4/2019 8:33	0:01	SSA3	0.00673	0.51300	Oversupply
12/4/2019 8:34	0:01	SSA3	0.00673	0.07400	Oversupply
12/4/2019 8:35	0:01	SSA2	0.00441	0.73200	Oversupply
12/4/2019 8:35	0:01	SSA3	0.00730	0.92000	Oversupply
12/4/2019 8:35	0:02	SSA2	0.00900	0.08800	Oversupply
12/4/2019 8:36	0:01	SSA3	0.00644	0.11700	Oversupply
12/4/2019 8:36	0:01	SSA3	0.00658	0.00300	Oversupply
12/4/2019 8:37	0:01	KWPPII	0.001381111	20.66166687	Oversupply
12/4/2019 8:37	0:01	SSA3	0.00644	0.02400	Oversupply
12/4/2019 8:37	0:01	SSA2	0.00450	0.01800	Oversupply
12/4/2019 8:38	0:02	SSA2	0.00900	0.33200	Oversupply
12/4/2019 8:39	0:01	SSA3	0.00658	0.12000	Oversupply
12/4/2019 8:39	0:01	SSA3	0.00644	0.14000	Oversupply
12/4/2019 8:40	0:01	SSA2	0.00450	0.07600	Oversupply
12/4/2019 8:40	0:01	SSA3	0.00673	0.11700	Oversupply
12/4/2019 8:41	0:01	SSA2	0.00450	0.15800	Oversupply
12/4/2019 8:53	0:01	SSA3	0.00320	1.63600	Oversupply



**Maui Curtailment Report**

**December 2019**

Start Date and Time	Duration	IPP Curtailed	Estimated Curtailed MWH	Peak MW Curtailed	Reasons for Curtailment
12/4/2019 8:56	0:01	SSA2	0.00213	0.53100	Oversupply
12/4/2019 8:57	0:01	SSA3	0.00327	1.82800	Oversupply
12/4/2019 8:57	0:01	SSA2	0.00213	0.14700	Oversupply
12/4/2019 8:57	0:01	SSA3	0.00320	0.02700	Oversupply
12/4/2019 8:58	0:01	BS250	Data not available	Data not available	Oversupply
12/4/2019 8:58	0:01	ESB	Data not available	Data not available	Oversupply
12/4/2019 8:58	0:01	SSA2	0.00213	0.01600	Oversupply
12/4/2019 8:58	0:01	SSA3	0.00348	0.06300	Oversupply
12/4/2019 8:59	0:01	SSA2	0.00051	0.02800	Oversupply
12/4/2019 8:59	0:01	SSA3	0.00242	0.51500	Oversupply
12/4/2019 9:00	0:01	SSA3	0.00017	0.58500	Oversupply
12/4/2019 9:02	0:01	SSA2	0.00052	0.79300	Oversupply
12/4/2019 9:03	0:01	SSA2	0.00053	0.96500	Oversupply
12/4/2019 10:45	0:01	SSA2	0.01875	1.16500	Oversupply
12/4/2019 10:45	0:01	SSA3	0.01975	1.29100	Oversupply
12/4/2019 10:46	0:01	SSA2	0.01875	0.40000	Oversupply
12/4/2019 10:46	0:12	SSA3	0.30012	0.50900	Oversupply
12/4/2019 10:47	0:11	BS250	Data not available	Data not available	Oversupply
12/4/2019 10:47	0:11	ESB	Data not available	Data not available	Oversupply
12/4/2019 10:47	0:12	KWPll	0.6188042	20.63472176	Oversupply
12/4/2019 10:47	0:10	SSA2	0.22393	0.02600	Oversupply
12/4/2019 10:57	0:01	SSA2	0.01875	-0.00100	Oversupply
12/4/2019 10:58	0:01	SSA3	0.02018	0.04000	Oversupply
12/4/2019 10:58	0:01	SSA2	0.01875	0.10300	Oversupply
12/4/2019 10:59	0:01	SSA3	0.02018	0.21800	Oversupply
12/4/2019 10:59	0:01	SSA2	0.01868	0.56100	Oversupply
12/4/2019 10:59	0:11	SSA3	0.34733	0.52000	Oversupply
12/4/2019 11:00	0:10	BS250	Data not available	Data not available	Oversupply
12/4/2019 11:00	0:10	ESB	Data not available	Data not available	Oversupply
12/4/2019 11:00	0:10	SSA2	0.18781	0.00900	Oversupply
12/4/2019 11:01	0:10	KWPll	0.364815521	20.6736412	Oversupply
12/4/2019 14:18	0:01	SSA2	0.00835	0.84800	Oversupply
12/4/2019 14:18	0:01	SSA3	0.01839	2.11100	Oversupply
12/4/2019 14:19	0:01	SSA2	0.00835	0.06400	Oversupply
12/4/2019 14:19	0:03	SSA3	0.07355	0.74600	Oversupply
12/4/2019 14:20	0:03	BS250	Data not available	Data not available	Oversupply
12/4/2019 14:20	0:03	ESB	Data not available	Data not available	Oversupply
12/4/2019 14:20	0:03	SSA2	0.02490	0.01500	Oversupply
12/4/2019 14:21	0:01	KWPll	0.030819654	7.129392624	Oversupply
12/4/2019 14:22	0:01	SSA3	0.01800	0.05100	Oversupply
12/4/2019 14:22	0:01	SSA2	0.00835	0.00900	Oversupply
12/4/2019 14:23	0:01	SSA3	0.01760	0.12000	Oversupply
12/4/2019 14:26	0:01	SSA3	0.01800	0.40600	Oversupply
12/4/2019 14:27	0:01	SSA2	0.00835	0.89000	Oversupply
12/4/2019 14:34	0:01	SSA2	0.00229	1.56700	Oversupply
12/4/2019 14:35	0:01	SSA3	0.00035	2.43100	Oversupply
12/4/2019 14:35	0:01	SSA2	0.00229	0.97400	Oversupply
12/4/2019 14:35	0:01	SSA3	0.00037	2.36300	Oversupply
12/5/2019 2:30	0:13	KWPll	0.610391299	20.69060707	Oversupply
12/5/2019 2:44	0:16	KWPll	0.693697246	20.69958878	Oversupply
12/5/2019 6:35	0:01	AWE	0.003333333	0.200000003	Oversupply
12/5/2019 11:02	0:01	SSA3	0.00025	1.10100	Oversupply
12/5/2019 11:02	0:01	SSA2	0.00260	1.75600	Oversupply
12/5/2019 11:02	0:01	SSA3	0.00025	0.73800	Oversupply
12/5/2019 11:16	0:01	SSA3	0.01895	1.31700	Oversupply
12/5/2019 11:17	0:01	SSA2	0.02673	2.30800	Oversupply
12/5/2019 11:17	0:01	SSA3	0.01816	0.39600	Oversupply
12/5/2019 11:18	0:01	SSA3	0.01816	0.06800	Oversupply
12/5/2019 11:18	0:01	SSA2	0.02673	0.56400	Oversupply
12/5/2019 11:19	0:01	SSA3	0.01816	0.24200	Oversupply
12/5/2019 11:19	0:02	SSA2	0.05346	0.34200	Oversupply
12/5/2019 11:20	0:01	SSA3	0.03554	0.18400	Oversupply
12/5/2019 11:21	0:08	BS250	Data not available	Data not available	Oversupply
12/5/2019 11:21	0:08	ESB	Data not available	Data not available	Oversupply
12/5/2019 11:21	0:01	KWPll	0.002699725	18.53003311	Oversupply
12/5/2019 11:21	0:01	SSA3	0.01816	0.00500	Oversupply
12/5/2019 11:21	0:01	SSA2	0.02673	-0.00300	Oversupply
12/5/2019 11:22	0:07	SSA3	0.16230	0.04300	Oversupply
12/5/2019 11:22	0:07	SSA2	0.21280	-0.00200	Oversupply
12/5/2019 11:23	0:07	KWPll	0.203390249	17.33348465	Oversupply
12/5/2019 11:29	0:01	SSA3	0.01816	0.00300	Oversupply
12/5/2019 11:29	0:01	SSA2	0.02308	0.00300	Oversupply
12/5/2019 11:29	0:01	SSA3	0.00759	0.32700	Oversupply



**Maui Curtailment Report**

**December 2019**

Start Date and Time	Duration	IPP Curtailed	Estimated Curtailed MWH	Peak MW Curtailed	Reasons for Curtailment
12/5/2019 11:30	0:01	SSA2	0.01494	0.12300	Oversupply
12/5/2019 11:30	0:01	SSA3	0.00575	0.89000	Oversupply
12/5/2019 11:31	0:01	SSA2	0.01494	0.12800	Oversupply
12/5/2019 11:31	0:01	SSA3	0.00575	0.43400	Oversupply
12/5/2019 11:31	0:01	SSA2	0.01494	0.09900	Oversupply
12/5/2019 11:32	0:01	SSA3	0.00575	0.85900	Oversupply
12/5/2019 11:39	0:01	SSA3	0.00563	3.19600	Oversupply
12/5/2019 11:40	0:01	SSA2	0.01494	2.39700	Oversupply
12/5/2019 11:42	0:01	SSA3	0.00575	0.52300	Oversupply
12/5/2019 11:42	0:01	SSA2	0.01494	1.90800	Oversupply
12/5/2019 22:50	1:50	KWPPII	5.558519268	20.64070892	Oversupply
12/6/2019 0:41	0:37	KWPPII	0.844614792	18.40229607	Oversupply
12/6/2019 1:19	0:01	KWPPII	0.003130531	16.18783188	Oversupply
12/6/2019 1:24	0:57	KWPPII	2.102005641	19.33238983	Oversupply
12/6/2019 2:32	0:04	KWPPII	0.033096663	16.71375465	Oversupply
12/6/2019 7:15	1:01	KWPPII	2.732960478	20.45009995	System Constraint
12/6/2019 10:22	0:01	SSA2	0.01156	1.20400	System Constraint
12/6/2019 10:22	0:01	SSA3	0.01201	1.83500	System Constraint
12/6/2019 10:23	0:01	SSA2	0.01156	0.74800	System Constraint
12/6/2019 10:23	0:01	SSA3	0.01254	2.31800	System Constraint
12/6/2019 10:24	0:10	BS250	Data not available	Data not available	System Constraint
12/6/2019 10:24	0:10	ESB	Data not available	Data not available	System Constraint
12/6/2019 10:24	0:10	SSA3	0.23590	0.11700	System Constraint
12/6/2019 10:24	0:09	SSA2	0.17946	0.05500	System Constraint
12/6/2019 10:25	0:10	KWPPII	0.760806656	20.70757294	System Constraint
12/6/2019 10:27	0:01	AWE	0.003333333	0.200000003	System Constraint
12/6/2019 10:33	0:01	SSA2	0.02312	-0.00200	System Constraint
12/6/2019 10:34	0:01	SSA3	0.02573	0.12200	System Constraint
12/6/2019 10:34	0:01	SSA2	0.02405	0.12400	System Constraint
12/6/2019 10:35	0:01	SSA3	0.02740	0.37600	System Constraint
12/6/2019 10:35	0:01	SSA2	0.02405	0.11300	System Constraint
12/6/2019 10:35	0:01	SSA3	0.02573	0.85900	System Constraint
12/6/2019 10:36	0:01	SSA2	0.02405	0.12200	System Constraint
12/6/2019 10:36	0:01	SSA3	0.02629	1.47600	System Constraint
12/6/2019 10:37	0:01	SSA2	0.02405	0.36000	System Constraint
12/6/2019 10:37	0:01	SSA3	0.02573	1.10300	System Constraint
12/6/2019 10:38	0:01	SSA2	0.02405	0.16700	System Constraint
12/6/2019 10:38	0:01	SSA3	0.02517	1.01900	System Constraint
12/6/2019 10:39	0:01	SSA3	0.02573	1.01000	System Constraint
12/6/2019 10:39	0:12	BS250	Data not available	Data not available	System Constraint
12/6/2019 10:39	0:12	ESB	Data not available	Data not available	System Constraint
12/6/2019 10:39	0:01	SSA2	0.02405	0.28700	System Constraint
12/6/2019 10:39	0:12	SSA3	0.33380	0.02200	System Constraint
12/6/2019 10:39	0:15	SSA2	0.35337	0.13700	System Constraint
12/6/2019 10:41	0:11	KWPPII	0.504865058	20.70757294	System Constraint
12/6/2019 10:51	0:01	SSA3	0.01850	0.00700	System Constraint
12/6/2019 10:52	0:01	SSA3	0.01850	0.37500	System Constraint
12/6/2019 10:52	0:02	SSA3	0.03659	0.01100	System Constraint
12/6/2019 10:53	0:01	BS250	Data not available	Data not available	System Constraint
12/6/2019 10:53	0:01	ESB	Data not available	Data not available	System Constraint
12/6/2019 10:53	0:05	KWPPII	0.027367147	20.69559669	System Constraint
12/6/2019 10:54	0:01	SSA3	0.01850	0.00200	System Constraint
12/6/2019 10:54	0:01	SSA2	0.01904	0.03100	System Constraint
12/6/2019 10:55	0:02	BS250	Data not available	Data not available	System Constraint
12/6/2019 10:55	0:02	ESB	Data not available	Data not available	System Constraint
12/6/2019 10:55	0:02	SSA3	0.05629	0.00100	System Constraint
12/6/2019 10:55	0:02	SSA2	0.03808	0.01100	System Constraint
12/6/2019 10:57	0:01	SSA2	0.01904	0.00500	System Constraint
12/6/2019 10:57	0:01	SSA3	0.01809	0.20600	System Constraint
12/6/2019 10:58	0:01	SSA2	0.01904	0.41500	System Constraint
12/6/2019 10:58	0:01	SSA3	0.01890	0.64700	System Constraint
12/6/2019 10:58	0:01	SSA2	0.01904	0.92900	System Constraint
12/6/2019 10:59	0:01	SSA3	0.01890	1.02600	System Constraint
12/6/2019 10:59	0:01	SSA2	0.00966	0.97600	System Constraint
12/6/2019 11:08	0:01	SSA2	0.00485	1.19400	System Constraint
12/6/2019 11:09	0:01	SSA3	0.01000	1.93700	System Constraint
12/6/2019 11:09	0:01	SSA2	0.00505	1.21100	System Constraint
12/6/2019 11:09	0:01	SSA3	0.01021	1.87600	System Constraint
12/6/2019 11:10	0:01	SSA2	0.00505	0.05100	System Constraint
12/6/2019 11:10	0:04	SSA3	0.05063	0.02600	System Constraint
12/6/2019 11:11	0:03	BS250	Data not available	Data not available	System Constraint
12/6/2019 11:11	0:03	ESB	Data not available	Data not available	System Constraint
12/6/2019 11:11	0:03	KWPPII	0.064178689	20.69659424	System Constraint



**Maui Curtailment Report**

**December 2019**

Start Date and Time	Duration	IPP Curtailed	Estimated Curtailed MWH	Peak MW Curtailed	Reasons for Curtailment
12/6/2019 11:11	0:03	SSA2	0.01514	0.03800	System Constraint
12/6/2019 11:13	0:01	SSA2	0.00505	-0.00300	System Constraint
12/6/2019 11:14	0:01	SSA2	0.01089	-0.00300	System Constraint
12/6/2019 11:14	0:01	SSA3	0.01850	0.06900	System Constraint
12/6/2019 11:15	0:01	BS250	Data not available	Data not available	System Constraint
12/6/2019 11:15	0:01	ESB	Data not available	Data not available	System Constraint
12/6/2019 11:15	0:04	SSA2	0.06770	-0.00300	System Constraint
12/6/2019 11:15	0:03	SSA3	0.10241	0.00700	System Constraint
12/6/2019 11:17	0:03	BS250	Data not available	Data not available	System Constraint
12/6/2019 11:17	0:03	ESB	Data not available	Data not available	System Constraint
12/6/2019 11:18	0:01	KWPll	0.006156381	20.53592491	System Constraint
12/6/2019 11:18	0:01	SSA3	0.02438	0.00200	System Constraint
12/6/2019 11:19	0:01	SSA3	0.02601	0.01700	System Constraint
12/6/2019 11:19	0:01	SSA2	0.01354	-0.00300	System Constraint
12/6/2019 11:20	0:01	SSA3	0.02492	0.07300	System Constraint
12/6/2019 11:20	0:01	SSA2	0.01354	-0.00300	System Constraint
12/6/2019 11:20	0:01	SSA3	0.02492	0.72500	System Constraint
12/6/2019 11:21	0:01	SSA2	0.01354	-0.00300	System Constraint
12/6/2019 11:21	0:01	SSA3	0.02547	1.14200	System Constraint
12/6/2019 11:22	0:19	BS250	Data not available	Data not available	System Constraint
12/6/2019 11:22	0:19	ESB	Data not available	Data not available	System Constraint
12/6/2019 11:22	0:01	SSA2	0.01354	0.00900	System Constraint
12/6/2019 11:22	0:18	SSA3	0.40415	0.35700	System Constraint
12/6/2019 11:23	0:18	KWPll	0.788544655	20.65168762	System Constraint
12/6/2019 11:23	0:17	SSA2	0.29500	-0.00200	System Constraint
12/6/2019 11:40	0:01	SSA3	0.01184	0.05000	System Constraint
12/6/2019 11:40	0:01	SSA2	0.01559	0.06100	System Constraint
12/6/2019 11:41	0:01	SSA3	0.01159	0.00600	System Constraint
12/6/2019 11:41	0:01	SSA2	0.01559	0.00400	System Constraint
12/6/2019 11:41	0:01	SSA3	0.01184	0.02800	System Constraint
12/6/2019 11:42	0:01	SSA2	0.01559	0.09700	System Constraint
12/6/2019 11:42	0:01	SSA3	0.01235	0.10000	System Constraint
12/6/2019 11:43	0:01	SSA2	0.01529	0.61200	System Constraint
12/6/2019 11:43	0:01	SSA3	0.01159	0.51700	System Constraint
12/6/2019 12:03	0:01	SSA3	0.00665	0.77500	System Constraint
12/6/2019 12:04	0:01	SSA3	0.00680	0.77000	System Constraint
12/6/2019 12:04	0:01	SSA2	0.02634	2.33000	System Constraint
12/6/2019 12:05	0:01	SSA3	0.00680	0.57700	System Constraint
12/6/2019 12:05	0:01	SSA2	0.02634	0.37400	System Constraint
12/6/2019 12:05	0:01	SSA3	0.00665	0.24900	System Constraint
12/6/2019 12:06	0:40	BS250	Data not available	Data not available	System Constraint
12/6/2019 12:06	0:40	ESB	Data not available	Data not available	System Constraint
12/6/2019 12:06	0:40	SSA2	1.39037	0.02200	System Constraint
12/6/2019 12:06	0:40	SSA3	0.70861	0.01200	System Constraint
12/6/2019 12:07	0:40	KWPll	5.675889214	20.18863487	System Constraint
12/6/2019 12:46	0:01	SSA2	0.01324	0.00100	System Constraint
12/6/2019 12:46	0:01	SSA3	0.00796	0.32200	System Constraint
12/6/2019 12:47	0:01	SSA2	0.01324	0.12100	System Constraint
12/6/2019 12:47	0:01	SSA3	0.00779	0.35500	System Constraint
12/6/2019 12:47	0:01	SSA2	0.01324	-0.00200	System Constraint
12/6/2019 12:48	0:01	BS250	Data not available	Data not available	System Constraint
12/6/2019 12:48	0:01	ESB	Data not available	Data not available	System Constraint
12/6/2019 12:48	0:02	KWPll	0.011669381	16.28463364	System Constraint
12/6/2019 12:48	0:01	SSA3	0.00814	0.02000	System Constraint
12/6/2019 12:48	0:01	SSA2	0.01324	0.00100	System Constraint
12/6/2019 12:48	0:01	SSA3	0.00779	0.00600	System Constraint
12/6/2019 13:11	0:01	SSA3	-0.00065	1.17200	System Constraint
12/6/2019 13:12	0:01	SSA2	0.00262	1.82200	System Constraint
12/6/2019 13:12	0:01	SSA3	-0.00059	1.51900	System Constraint
12/6/2019 13:25	0:01	SSA2	0.00121	2.78400	System Constraint
12/6/2019 13:45	0:01	SSA2	0.00671	2.06100	System Constraint
12/6/2019 13:46	0:01	SSA3	0.00086	2.83500	System Constraint
12/6/2019 13:47	0:01	SSA3	0.00088	2.77100	System Constraint
12/6/2019 13:47	0:01	SSA2	0.00671	2.40700	System Constraint
12/6/2019 13:47	0:01	SSA3	0.00088	1.90500	System Constraint
12/6/2019 13:48	0:01	SSA2	0.00658	2.36300	System Constraint
12/6/2019 13:48	0:01	SSA3	0.00085	2.02400	System Constraint
12/6/2019 13:49	0:01	SSA2	0.00671	1.78300	System Constraint
12/6/2019 13:49	0:01	SSA3	0.00088	1.86800	System Constraint
12/6/2019 13:50	0:01	SSA3	0.00094	2.18500	System Constraint
12/6/2019 13:50	0:01	SSA2	0.00671	2.25300	System Constraint
12/6/2019 14:59	0:01	SSA2	0.00102	0.46000	System Constraint
12/6/2019 15:04	0:01	SSA3	0.00171	2.12200	System Constraint



Maui Curtailment Report

December 2019

Start Date and Time	Duration	IPP Curtailed	Estimated Curtailed MWH	Peak MW Curtailed	Reasons for Curtailment
12/6/2019 15:05	0:03	KWPPI	0.102652677	8.879806519	System Constraint
12/6/2019 15:11	0:01	SSA2	0.00020	0.36800	System Constraint
12/6/2019 15:12	0:01	SSA3	0.00171	2.01200	System Constraint
12/6/2019 15:12	0:01	SSA2	0.00020	0.06400	System Constraint
12/7/2019 1:28	1:26	KWPPI	11.72590655	20.66964912	Oversupply
12/8/2019 11:31	0:01	AWE	0.001666667	0.100000001	System Constraint
12/8/2019 11:54	0:01	AWE	0.001666667	0.100000001	System Constraint
12/8/2019 11:58	0:01	AWE	0.001666667	0.100000001	System Constraint
12/8/2019 12:04	0:01	AWE	0.001666667	0.100000001	System Constraint
12/8/2019 18:48	0:01	KWPPI	0.001114383	0.066863008	System Constraint
12/11/2019 20:14	0:01	AWE	0.001666667	0.100000001	Oversupply
12/11/2019 20:17	0:01	AWE	0.001666667	0.100000001	Oversupply
12/12/2019 13:03	0:01	KWPPI	9.97955E-05	0.005987732	System Constraint
12/12/2019 23:58	0:01	KWPPI	0.001077779	12.11916924	Oversupply
12/13/2019 0:01	5:00	KWPPI	54.98404058	20.70757294	Oversupply
12/13/2019 0:03	0:01	KWP	0.005274709	25.34505463	Oversupply
12/13/2019 5:04	1:07	KWPPI	5.774866374	20.70757294	Oversupply
12/13/2019 9:38	0:01	SSA3	0.00809	2.06100	Oversupply
12/13/2019 9:38	0:01	SSA2	0.00194	0.42500	Oversupply
12/13/2019 9:38	0:01	SSA3	0.00809	2.04000	Oversupply
12/13/2019 9:39	0:01	SSA2	0.00194	0.09000	Oversupply
12/13/2019 9:39	0:01	SSA3	0.00792	0.06400	Oversupply
12/13/2019 9:40	0:01	SSA2	0.00194	0.18900	Oversupply
12/13/2019 9:40	0:01	SSA3	0.00809	0.39100	Oversupply
12/13/2019 9:41	0:01	SSA3	0.00809	1.51200	Oversupply
12/13/2019 9:41	0:01	SSA2	0.00194	0.21300	Oversupply
12/13/2019 9:42	0:01	SSA3	0.00792	0.13000	Oversupply
12/13/2019 9:42	0:01	SSA2	0.00194	0.12000	Oversupply
12/13/2019 9:42	0:15	SSA3	0.44764	0.03000	Oversupply
12/13/2019 9:43	0:15	BS250	Data not available	Data not available	Oversupply
12/13/2019 9:43	0:15	ESB	Data not available	Data not available	Oversupply
12/13/2019 9:43	0:16	SSA2	0.09129	0.06100	Oversupply
12/13/2019 9:44	0:15	KWPPI	0.50844698	20.70757294	Oversupply
12/13/2019 9:58	0:01	SSA3	0.02464	0.08000	Oversupply
12/13/2019 9:58	0:01	SSA2	0.00550	0.07100	Oversupply
12/13/2019 9:59	0:01	SSA3	0.02517	0.76200	Oversupply
12/13/2019 9:59	0:01	SSA2	0.00408	0.13500	Oversupply
12/13/2019 9:59	0:01	SSA3	0.01984	1.09300	Oversupply
12/13/2019 10:00	0:01	SSA2	0.00541	0.18900	Oversupply
12/13/2019 10:00	0:01	SSA3	0.02072	1.27200	Oversupply
12/13/2019 10:01	0:01	SSA2	0.00541	0.20000	Oversupply
12/13/2019 10:01	0:01	SSA3	0.01793	0.37300	Oversupply
12/13/2019 10:02	0:01	SSA2	0.00541	0.36600	Oversupply
12/13/2019 10:02	0:01	SSA3	0.01833	1.29200	Oversupply
12/13/2019 10:02	0:06	SSA2	0.03788	0.02900	Oversupply
12/13/2019 10:02	0:06	SSA3	0.14543	0.03700	Oversupply
12/13/2019 10:03	0:06	BS250	Data not available	Data not available	Oversupply
12/13/2019 10:03	0:06	ESB	Data not available	Data not available	Oversupply
12/13/2019 10:04	0:06	KWPPI	0.198944728	20.70757294	Oversupply
12/13/2019 10:09	0:01	SSA2	0.00531	0.08300	Oversupply
12/13/2019 10:09	0:01	SSA3	0.01833	0.00800	Oversupply
12/13/2019 10:09	0:01	SSA3	0.01833	0.73200	Oversupply
12/13/2019 10:09	0:01	SSA2	0.00541	0.26900	Oversupply
12/13/2019 10:10	0:01	SSA3	0.01793	1.49900	Oversupply
12/13/2019 10:11	0:01	SSA3	0.01833	1.50600	Oversupply
12/13/2019 10:13	0:01	SSA2	0.00541	0.86600	Oversupply
12/13/2019 10:13	0:01	SSA3	0.01873	2.13100	Oversupply
12/13/2019 10:14	0:01	SSA2	0.00573	0.77800	Oversupply
12/13/2019 10:14	2:40	SSA3	6.81714	0.10500	Oversupply
12/13/2019 10:15	2:40	BS250	Data not available	Data not available	Oversupply
12/13/2019 10:15	2:40	ESB	Data not available	Data not available	Oversupply
12/13/2019 10:15	2:40	KWPPI	37.71252747	20.70757294	Oversupply
12/13/2019 10:15	2:40	SSA2	6.81684	0.01800	Oversupply
12/13/2019 12:16	0:30	AWE	1.39526275	21	Oversupply
12/13/2019 12:47	0:04	AWE	0.088515441	21	Oversupply
12/13/2019 12:54	0:01	SSA3	0.03288	0.10800	Oversupply
12/13/2019 12:55	0:01	SSA2	0.04001	0.19500	Oversupply
12/13/2019 12:55	0:01	SSA3	0.03288	1.38700	Oversupply
12/13/2019 12:55	0:01	SSA2	0.04001	1.02100	Oversupply
12/13/2019 12:56	0:01	SSA3	0.03218	0.97700	Oversupply
12/13/2019 12:56	0:57	SSA2	2.68079	0.63000	Oversupply
12/13/2019 12:57	0:57	BS250	Data not available	Data not available	Oversupply
12/13/2019 12:57	0:57	ESB	Data not available	Data not available	Oversupply



Maui Curtailment Report

December 2019

Start Date and Time	Duration	IPP Curtailed	Estimated Curtailed MWH	Peak MW Curtailed	Reasons for Curtailment
12/13/2019 12:57	0:57	KWPIL	8.461832198	20.70757294	Oversupply
12/13/2019 12:57	0:57	SSA3	2.29191	0.42600	Oversupply
12/13/2019 13:53	0:01	SSA3	0.02473	0.14300	Oversupply
12/13/2019 13:53	0:01	SSA2	0.04020	0.21100	Oversupply
12/13/2019 13:54	0:01	SSA3	0.02473	0.69700	Oversupply
12/13/2019 13:54	0:01	SSA2	0.03943	1.24700	Oversupply
12/13/2019 13:55	0:39	SSA3	1.38490	0.26500	Oversupply
12/13/2019 13:55	0:38	SSA2	1.58320	0.07700	Oversupply
12/13/2019 13:56	0:38	BS250	Data not available	Data not available	Oversupply
12/13/2019 13:56	0:38	ESB	Data not available	Data not available	Oversupply
12/13/2019 13:56	0:39	KWPIL	2.154683638	20.70757294	Oversupply
12/13/2019 14:33	0:01	SSA2	0.02176	0.07900	Oversupply
12/13/2019 14:34	0:01	SSA3	0.01908	0.11500	Oversupply
12/13/2019 14:34	0:01	SSA2	0.02176	0.16500	Oversupply
12/13/2019 14:34	0:01	SSA3	0.01866	0.60400	Oversupply
12/13/2019 14:35	0:01	SSA2	0.02176	0.49500	Oversupply
12/13/2019 14:35	0:01	SSA3	0.01908	0.30900	Oversupply
12/13/2019 14:36	0:01	BS250	Data not available	Data not available	Oversupply
12/13/2019 14:36	0:01	ESB	Data not available	Data not available	Oversupply
12/13/2019 14:36	0:01	SSA2	0.02176	0.01800	Oversupply
12/13/2019 14:36	0:01	SSA3	0.01908	-0.00200	Oversupply
12/13/2019 14:37	0:01	KWPIL	0.004872576	20.70757294	Oversupply
12/13/2019 14:37	0:01	SSA3	0.01908	0.00200	Oversupply
12/13/2019 14:37	0:01	SSA2	0.02176	0.00600	Oversupply
12/13/2019 14:37	0:01	SSA3	0.01949	0.28300	Oversupply
12/13/2019 14:38	0:01	SSA2	0.02176	0.11100	Oversupply
12/13/2019 14:38	0:01	SSA3	0.01908	0.62500	Oversupply
12/13/2019 14:38	0:01	SSA2	0.02176	0.12300	Oversupply
12/13/2019 23:49	6:04	KWPIL	62.48211488	20.70757294	Oversupply
12/14/2019 7:59	0:01	KWPIL	0.000881527	0.052891631	Oversupply
12/14/2019 9:46	0:01	SSA3	0.00611	2.05800	Oversupply
12/14/2019 9:47	0:01	SSA3	0.00611	2.06300	Oversupply
12/14/2019 9:48	0:01	SSA3	0.00598	2.06700	Oversupply
12/14/2019 9:49	0:01	SSA2	0.00115	0.39200	Oversupply
12/14/2019 9:49	0:01	SSA3	0.00624	1.40600	Oversupply
12/14/2019 9:50	0:01	SSA2	0.00117	0.09300	Oversupply
12/14/2019 9:50	0:01	SSA3	0.00598	0.47000	Oversupply
12/14/2019 9:51	0:01	KWPIL	0.000325632	5.556614876	Oversupply
12/14/2019 9:51	0:01	SSA2	0.00117	0.02300	Oversupply
12/14/2019 9:51	0:01	SSA3	0.00611	0.13400	Oversupply
12/14/2019 9:51	0:01	SSA3	0.00624	1.22600	Oversupply
12/14/2019 9:58	0:01	SSA2	0.00117	0.53000	Oversupply
12/14/2019 9:58	0:01	SSA3	0.00598	2.17100	Oversupply
12/14/2019 9:58	0:01	SSA3	0.00611	1.10900	Oversupply
12/14/2019 9:59	0:01	SSA2	0.00117	0.11900	Oversupply
12/14/2019 9:59	0:01	SSA3	0.00945	0.15300	Oversupply
12/14/2019 10:00	0:01	SSA3	0.01328	1.08300	Oversupply
12/14/2019 10:05	0:01	SSA3	0.01328	1.93600	Oversupply
12/14/2019 10:06	0:01	SSA3	0.01357	2.39000	Oversupply
12/14/2019 10:06	0:01	SSA2	0.00490	0.58900	Oversupply
12/14/2019 10:07	0:01	SSA3	0.01357	1.40800	Oversupply
12/14/2019 10:07	0:01	SSA2	0.00500	0.55300	Oversupply
12/14/2019 10:08	0:01	SSA3	0.01328	0.12300	Oversupply
12/14/2019 10:08	0:01	SSA2	0.00500	0.12600	Oversupply
12/14/2019 10:08	0:01	SSA3	0.01357	0.34100	Oversupply
12/14/2019 10:09	0:03	BS250	Data not available	Data not available	Oversupply
12/14/2019 10:09	0:03	ESB	Data not available	Data not available	Oversupply
12/14/2019 10:09	0:03	SSA2	0.01500	0.02500	Oversupply
12/14/2019 10:09	0:02	SSA3	0.04014	0.06300	Oversupply
12/14/2019 10:10	0:02	KWPIL	0.055514574	11.41461277	Oversupply
12/14/2019 10:11	0:01	SSA2	0.00500	0.00500	Oversupply
12/14/2019 10:11	0:01	SSA3	0.01357	0.08100	Oversupply
12/14/2019 10:12	0:01	SSA3	0.01328	1.23200	Oversupply
12/14/2019 10:12	0:01	SSA2	0.00500	0.09700	Oversupply
12/14/2019 10:13	0:01	SSA3	0.01357	0.81400	Oversupply
12/14/2019 10:13	0:01	SSA2	0.00500	0.14100	Oversupply
12/14/2019 10:14	0:01	SSA3	0.01542	0.94400	Oversupply
12/14/2019 10:14	0:01	SSA2	0.00714	0.08500	Oversupply
12/14/2019 10:15	0:01	SSA3	0.03017	0.18500	Oversupply
12/14/2019 10:15	0:01	SSA2	0.01107	0.11200	Oversupply
12/14/2019 10:15	0:01	SSA3	0.03151	0.96400	Oversupply
12/14/2019 10:16	0:01	SSA2	0.01107	0.30500	Oversupply
12/14/2019 10:16	0:01	SSA3	0.03151	0.76900	Oversupply





Maui Curtailment Report

December 2019

Start Date and Time	Duration	IPP Curtailed	Estimated Curtailed MWH	Peak MW Curtailed	Reasons for Curtailment
12/14/2019 10:17	0:21	BS250	Data not available	Data not available	Oversupply
12/14/2019 10:17	0:21	ESB	Data not available	Data not available	Oversupply
12/14/2019 10:17	0:21	KWPIL	1.271312189	12.40957451	Oversupply
12/14/2019 10:17	0:20	SSA2	0.23971	0.01700	Oversupply
12/14/2019 10:17	0:21	SSA3	0.67255	0.01700	Oversupply
12/14/2019 10:37	0:01	SSA2	0.00938	0.00700	Oversupply
12/14/2019 10:37	0:01	SSA2	0.00938	0.00300	Oversupply
12/14/2019 10:38	0:01	SSA3	0.01458	0.09900	Oversupply
12/14/2019 10:44	0:01	SSA3	0.01416	1.44500	Oversupply
12/14/2019 10:44	0:01	SSA2	0.00995	1.02600	Oversupply
12/14/2019 10:45	0:07	BS250	Data not available	Data not available	Oversupply
12/14/2019 10:45	0:07	ESB	Data not available	Data not available	Oversupply
12/14/2019 10:45	0:07	SSA3	0.13689	0.98000	Oversupply
12/14/2019 10:45	0:06	SSA2	0.07005	0.37800	Oversupply
12/14/2019 10:47	0:05	KWPIL	0.118099868	6.203289986	Oversupply
12/14/2019 10:51	0:01	SSA2	0.01003	0.02800	Oversupply
12/14/2019 10:51	0:01	SSA3	0.01540	0.32200	Oversupply
12/14/2019 10:52	0:01	SSA2	0.01003	0.27300	Oversupply
12/14/2019 10:52	0:01	SSA3	0.01506	0.94600	Oversupply
12/14/2019 10:53	0:01	SSA3	0.01540	0.99100	Oversupply
12/14/2019 10:53	0:01	SSA2	0.01003	0.63500	Oversupply
12/14/2019 10:54	0:01	SSA3	0.01540	0.66800	Oversupply
12/14/2019 10:54	0:01	SSA2	0.01003	0.08200	Oversupply
12/14/2019 10:55	0:01	SSA3	0.01506	1.24300	Oversupply
12/14/2019 10:55	0:01	SSA2	0.01003	0.77200	Oversupply
12/14/2019 10:55	0:01	SSA3	0.01540	1.41000	Oversupply
12/14/2019 10:56	0:01	SSA2	0.01003	0.35200	Oversupply
12/14/2019 10:56	0:01	SSA3	0.01506	1.72000	Oversupply
12/14/2019 10:56	0:01	SSA2	0.01003	0.62700	Oversupply
12/14/2019 10:57	0:01	SSA3	0.01540	0.83600	Oversupply
12/14/2019 11:24	0:01	SSA3	-0.00018	2.66600	Oversupply
12/14/2019 11:25	0:01	SSA3	-0.00018	2.44600	Oversupply
12/14/2019 11:31	0:01	SSA2	0.01981	0.85700	Oversupply
12/14/2019 11:32	0:01	SSA3	0.02809	1.86900	Oversupply
12/14/2019 11:32	0:01	SSA2	0.01981	0.99100	Oversupply
12/14/2019 11:32	0:01	SSA3	0.02809	0.32100	Oversupply
12/14/2019 11:33	0:01	SSA2	0.01981	0.09100	Oversupply
12/14/2019 11:33	0:01	SSA3	0.02749	1.06500	Oversupply
12/14/2019 11:34	0:01	SSA2	0.01981	0.99500	Oversupply
12/14/2019 11:34	0:01	SSA3	0.02809	0.14700	Oversupply
12/14/2019 11:35	1:11	BS250	Data not available	Data not available	Oversupply
12/14/2019 11:35	1:11	ESB	Data not available	Data not available	Oversupply
12/14/2019 11:35	0:01	SSA2	0.01981	0.08100	Oversupply
12/14/2019 11:35	1:11	SSA3	3.06540	0.02700	Oversupply
12/14/2019 11:35	1:10	SSA2	2.56137	0.02700	Oversupply
12/14/2019 11:36	0:04	AWE	0.029020023	21	Oversupply
12/14/2019 11:36	1:10	KWPIL	8.456414798	13.67398357	Oversupply
12/14/2019 11:41	0:09	AWE	0.095523198	21	Oversupply
12/14/2019 11:55	0:01	AWE	0.004978116	21	Oversupply
12/14/2019 11:57	0:20	AWE	0.54074688	21	Oversupply
12/14/2019 12:22	0:16	AWE	0.326602395	21	Oversupply
12/14/2019 12:39	0:03	AWE	0.035615635	21	Oversupply
12/14/2019 12:45	0:01	SSA3	0.02760	0.01200	Oversupply
12/14/2019 12:46	0:01	SSA2	0.03724	0.02500	Oversupply
12/14/2019 12:46	0:01	SSA3	0.02820	0.79500	Oversupply
12/14/2019 12:46	0:01	SSA2	0.03724	0.81700	Oversupply
12/14/2019 12:48	0:20	BS250	Data not available	Data not available	Oversupply
12/14/2019 12:48	0:20	ESB	Data not available	Data not available	Oversupply
12/14/2019 12:48	0:20	SSA3	0.67651	1.85200	Oversupply
12/14/2019 12:48	0:19	SSA2	0.74130	2.09200	Oversupply
12/14/2019 12:49	0:19	KWPIL	1.35970886	10.08633423	Oversupply
12/14/2019 12:56	0:01	AWE	0.008739567	21	Oversupply
12/14/2019 13:02	0:05	AWE	0.04568882	21	Oversupply
12/14/2019 13:07	0:01	SSA2	0.02857	0.00800	Oversupply
12/14/2019 13:08	0:01	SSA3	0.02366	0.23700	Oversupply
12/14/2019 13:08	0:01	SSA2	0.02857	0.67200	Oversupply
12/14/2019 13:08	0:01	SSA3	0.02314	1.55900	Oversupply
12/14/2019 13:09	0:01	SSA2	0.02857	2.05000	Oversupply
12/14/2019 13:09	0:01	SSA3	0.02366	1.49100	Oversupply
12/14/2019 13:10	0:01	SSA3	0.02366	1.45100	Oversupply
12/14/2019 13:12	0:01	SSA3	0.02417	1.89100	Oversupply
12/14/2019 13:12	0:01	SSA2	0.02857	2.41500	Oversupply
12/14/2019 13:13	0:01	SSA3	0.02366	1.62700	Oversupply



Maui Curtailment Report

December 2019

Start Date and Time	Duration	IPP Curtailed	Estimated Curtailed MWH	Peak MW Curtailed	Reasons for Curtailment
12/14/2019 13:13	0:01	SSA2	0.02857	2.84800	Oversupply
12/14/2019 13:14	0:01	SSA3	0.02404	1.47500	Oversupply
12/14/2019 13:14	0:01	SSA2	0.03120	0.23100	Oversupply
12/14/2019 13:15	0:01	SSA3	0.02527	0.58400	Oversupply
12/14/2019 13:15	0:01	SSA2	0.03314	0.40900	Oversupply
12/14/2019 13:15	0:01	SSA3	0.02420	0.40700	Oversupply
12/14/2019 13:16	0:01	SSA2	0.03314	0.08200	Oversupply
12/14/2019 13:16	0:01	SSA3	0.02527	0.76300	Oversupply
12/14/2019 13:17	0:01	SSA2	0.03314	0.26800	Oversupply
12/14/2019 13:17	0:01	SSA3	0.02527	0.08900	Oversupply
12/14/2019 13:18	0:01	SSA2	0.03314	0.29100	Oversupply
12/14/2019 13:18	0:01	SSA3	0.02473	0.39800	Oversupply
12/14/2019 13:18	0:01	SSA2	0.03314	0.89600	Oversupply
12/14/2019 13:18	0:01	SSA3	0.02527	0.77400	Oversupply
12/14/2019 13:19	0:03	SSA2	0.13254	0.03700	Oversupply
12/14/2019 13:19	0:04	SSA3	0.12475	0.04900	Oversupply
12/14/2019 13:20	0:03	BS250	Data not available	Data not available	Oversupply
12/14/2019 13:20	0:03	ESB	Data not available	Data not available	Oversupply
12/14/2019 13:21	0:03	KWPPI	0.036976484	4.106585979	Oversupply
12/14/2019 13:23	0:01	SSA2	0.03314	0.05700	Oversupply
12/14/2019 13:23	0:01	SSA3	0.02527	0.09000	Oversupply
12/14/2019 13:24	0:01	SSA2	0.03314	0.13100	Oversupply
12/14/2019 13:24	0:01	SSA3	0.02527	1.17200	Oversupply
12/14/2019 13:24	0:01	SSA2	0.03186	0.13900	Oversupply
12/14/2019 13:25	0:01	SSA3	0.02473	0.51600	Oversupply
12/14/2019 13:25	0:01	SSA2	0.03314	0.17900	Oversupply
12/14/2019 13:25	0:01	SSA3	0.02527	1.34100	Oversupply
12/14/2019 13:26	0:01	SSA2	0.03314	0.57700	Oversupply
12/14/2019 13:26	0:01	SSA3	0.02527	1.61900	Oversupply
12/14/2019 13:27	0:01	SSA2	0.03314	1.09000	Oversupply
12/14/2019 13:27	0:01	SSA3	0.02473	1.59100	Oversupply
12/14/2019 13:28	0:01	SSA3	0.02527	2.17200	Oversupply
12/14/2019 13:28	0:01	SSA2	0.03314	1.81800	Oversupply
12/14/2019 13:29	0:01	SSA3	0.02527	1.85500	Oversupply
12/14/2019 13:29	0:01	SSA2	0.02942	2.60300	Oversupply
12/14/2019 13:29	0:01	SSA3	0.01325	1.64800	Oversupply
12/14/2019 13:30	0:01	SSA2	0.00816	1.68800	Oversupply
12/14/2019 13:30	0:01	SSA3	0.00717	1.26500	Oversupply
12/14/2019 13:31	0:01	SSA2	0.00816	1.39500	Oversupply
12/14/2019 13:31	0:01	SSA3	0.00701	1.01400	Oversupply
12/14/2019 13:31	0:01	SSA2	0.00816	1.91500	Oversupply
12/14/2019 13:32	0:01	SSA3	0.00701	1.49200	Oversupply
12/14/2019 13:32	0:01	SSA2	0.00816	2.49900	Oversupply
12/14/2019 13:36	0:01	SSA3	0.00701	0.10200	Oversupply
12/14/2019 13:37	0:01	SSA2	0.00816	2.62100	Oversupply
12/14/2019 13:37	0:01	SSA3	0.00717	0.50800	Oversupply
12/14/2019 13:37	0:01	SSA2	0.00816	1.08200	Oversupply
12/14/2019 13:39	0:01	SSA3	0.00717	2.72600	Oversupply
12/14/2019 13:40	0:01	SSA2	0.00816	2.71500	Oversupply
12/14/2019 13:40	0:01	SSA3	0.00717	2.72000	Oversupply
12/14/2019 13:48	0:01	SSA3	-0.00008	1.98600	Oversupply
12/14/2019 13:54	0:01	SSA2	0.00261	2.62700	Oversupply
12/14/2019 14:28	0:01	SSA2	0.00067	1.85200	Oversupply
12/14/2019 14:28	0:01	SSA3	0.00036	2.48800	Oversupply
12/14/2019 14:29	0:01	SSA2	0.00067	1.32000	Oversupply
12/14/2019 14:29	0:01	SSA3	0.00037	1.84500	Oversupply
12/14/2019 14:29	0:01	SSA2	0.01813	0.03000	Oversupply
12/14/2019 14:29	0:25	SSA3	0.89152	0.84100	Oversupply
12/14/2019 14:30	0:26	BS250	Data not available	Data not available	Oversupply
12/14/2019 14:30	0:26	ESB	Data not available	Data not available	Oversupply
12/14/2019 14:30	0:24	SSA2	0.89717	0.00300	Oversupply
12/14/2019 14:31	0:27	KWPPI	1.316009506	18.51107216	Oversupply
12/14/2019 14:54	0:01	SSA2	0.03055	0.12000	Oversupply
12/14/2019 14:55	0:01	SSA3	0.02356	0.13200	Oversupply
12/14/2019 14:55	0:02	SSA2	0.06110	0.04200	Oversupply
12/14/2019 14:55	0:01	SSA3	0.02409	0.00500	Oversupply
12/14/2019 14:56	0:01	SSA3	0.02409	0.00500	Oversupply
12/14/2019 14:57	0:01	SSA3	0.02409	0.06700	Oversupply
12/14/2019 14:57	0:01	SSA2	0.03055	0.24900	Oversupply
12/14/2019 14:58	0:01	SSA3	0.02356	0.97700	Oversupply
12/14/2019 14:58	0:01	SSA2	0.03055	0.96900	Oversupply
12/14/2019 15:18	0:01	SSA3	-0.00036	1.96300	Oversupply
12/14/2019 15:19	0:01	SSA2	-0.00044	1.29500	Oversupply



**Maui Curtailment Report**

**December 2019**

Start Date and Time	Duration	IPP Curtailed	Estimated Curtailed MWH	Peak MW Curtailed	Reasons for Curtailment
12/14/2019 15:22	0:01	SSA2	-0.00044	1.55900	Oversupply
12/14/2019 15:23	0:01	SSA2	-0.00044	1.89800	Oversupply
12/14/2019 15:24	0:01	SSA3	-0.00035	2.03100	Oversupply
12/14/2019 22:41	0:01	KWPPII	0.003714339	16.97322273	Oversupply
12/14/2019 22:44	0:29	KWPPII	1.399768575	18.8164463	Oversupply
12/14/2019 23:17	0:02	KWPPII	0.010683568	16.71674919	Oversupply
12/14/2019 23:21	0:08	KWPPII	0.216997147	18.72762871	Oversupply
12/15/2019 0:00	0:12	KWPPII	0.317953491	18.07396889	Oversupply
12/15/2019 0:13	0:01	KWPPII	0.000538667	16.0571003	Oversupply
12/15/2019 0:21	0:25	KWPPII	1.126563613	15.82457733	Oversupply
12/15/2019 1:26	0:06	KWPPII	0.228638156	12.50138569	Oversupply
12/15/2019 1:51	0:16	KWPPII	0.676865562	13.42150116	Oversupply
12/15/2019 2:32	1:03	KWPPII	7.8631769	16.77562904	Oversupply
12/15/2019 3:41	1:01	KWPPII	5.203865478	18.56995201	Oversupply
12/15/2019 4:38	0:01	AWE	0.004389366	16	Oversupply
12/15/2019 4:44	0:01	KWPPII	0.001226608	5.533662319	Oversupply
12/15/2019 11:16	0:01	SSA3	0.02063	2.62300	Oversupply
12/15/2019 11:18	0:03	KWPPII	0.18007164	12.96543503	Oversupply
12/15/2019 11:19	0:01	SSA3	0.02108	2.62800	Oversupply
12/15/2019 11:20	0:01	SSA2	0.01499	0.93300	Oversupply
12/15/2019 11:20	0:01	SSA3	0.02108	2.61500	Oversupply
12/15/2019 11:20	0:01	SSA2	0.01499	0.06200	Oversupply
12/15/2019 11:21	0:03	BS250	Data not available	Data not available	Oversupply
12/15/2019 11:21	0:03	ESB	Data not available	Data not available	Oversupply
12/15/2019 11:21	0:03	SSA3	0.08341	0.01700	Oversupply
12/15/2019 11:21	0:03	SSA2	0.04497	0.00800	Oversupply
12/15/2019 11:22	0:03	KWPPII	0.074033848	14.24182034	Oversupply
12/15/2019 11:24	0:01	SSA3	0.02108	0.00200	Oversupply
12/15/2019 11:24	0:01	SSA2	0.01441	-0.00300	Oversupply
12/15/2019 11:25	0:46	BS250	Data not available	Data not available	Oversupply
12/15/2019 11:25	0:46	ESB	Data not available	Data not available	Oversupply
12/15/2019 11:25	0:08	SSA3	0.25662	0.26900	Oversupply
12/15/2019 11:25	0:08	SSA2	0.17163	-0.00300	Oversupply
12/15/2019 11:26	0:46	KWPPII	2.404371595	16.48222923	Oversupply
12/15/2019 11:32	0:01	SSA3	0.03430	0.19000	Oversupply
12/15/2019 11:33	0:01	SSA2	0.02624	0.00400	Oversupply
12/15/2019 11:33	0:38	SSA3	1.72942	0.69200	Oversupply
12/15/2019 11:33	0:37	SSA2	0.97671	0.00500	Oversupply
12/15/2019 12:11	0:01	SSA2	0.02532	0.00300	Oversupply
12/15/2019 12:11	0:01	SSA3	0.03335	0.68800	Oversupply
12/15/2019 12:11	0:01	SSA2	0.02532	0.10400	Oversupply
12/15/2019 12:12	0:01	SSA3	0.03335	2.05100	Oversupply
12/15/2019 12:12	0:01	SSA2	0.02532	0.15900	Oversupply
12/15/2019 12:13	0:01	SSA3	0.03262	1.01900	Oversupply
12/15/2019 12:13	0:01	SSA2	0.02532	0.14600	Oversupply
12/15/2019 12:13	0:01	SSA3	0.03335	0.66200	Oversupply
12/15/2019 12:14	0:01	SSA3	0.03180	1.70800	Oversupply
12/15/2019 12:14	0:01	SSA2	0.02481	0.25200	Oversupply
12/15/2019 12:15	0:01	SSA3	0.03086	0.61300	Oversupply
12/15/2019 12:15	0:01	SSA2	0.03516	0.63900	Oversupply
12/15/2019 12:16	0:06	BS250	Data not available	Data not available	Oversupply
12/15/2019 12:16	0:06	ESB	Data not available	Data not available	Oversupply
12/15/2019 12:16	0:05	SSA3	0.21469	0.10700	Oversupply
12/15/2019 12:16	0:05	SSA2	0.21094	0.53700	Oversupply
12/15/2019 12:17	0:05	KWPPII	0.060431576	13.17400742	Oversupply
12/15/2019 12:21	0:01	SSA3	0.03086	0.04300	Oversupply
12/15/2019 12:21	0:01	SSA2	0.03516	-0.00300	Oversupply
12/15/2019 12:22	0:01	SSA3	0.03019	0.33500	Oversupply
12/15/2019 12:22	0:01	SSA2	0.03380	-0.00200	Oversupply
12/15/2019 12:22	0:02	SSA3	0.09192	0.18300	Oversupply
12/15/2019 12:23	0:03	SSA2	0.10547	0.03600	Oversupply
12/15/2019 12:24	0:02	BS250	Data not available	Data not available	Oversupply
12/15/2019 12:24	0:02	ESB	Data not available	Data not available	Oversupply
12/15/2019 12:24	0:02	KWPPII	0.013642565	12.34470654	Oversupply
12/15/2019 12:25	0:01	SSA3	0.03019	0.00300	Oversupply
12/15/2019 12:25	0:01	SSA2	0.03516	0.04200	Oversupply
12/15/2019 12:25	0:01	SSA3	0.03086	0.60300	Oversupply
12/15/2019 12:26	0:01	SSA2	0.03516	0.10300	Oversupply
12/15/2019 12:26	0:01	SSA3	0.03019	0.46100	Oversupply
12/15/2019 12:27	0:01	SSA3	0.03086	1.14300	Oversupply
12/15/2019 12:27	0:01	SSA2	0.03516	0.13300	Oversupply
12/15/2019 12:28	0:01	SSA3	0.03086	2.42700	Oversupply
12/15/2019 12:28	0:01	SSA2	0.03516	0.12700	Oversupply



Maui Curtailment Report

December 2019

Start Date and Time	Duration	IPP Curtailed	Estimated Curtailed MWH	Peak MW Curtailed	Reasons for Curtailment
12/15/2019 12:29	0:01	SSA3	0.03086	0.88200	Oversupply
12/15/2019 12:29	0:01	SSA2	0.03372	0.10600	Oversupply
12/15/2019 12:29	0:01	SSA3	0.02745	0.87700	Oversupply
12/15/2019 12:30	0:01	SSA2	0.02095	0.50300	Oversupply
12/15/2019 12:30	0:01	SSA3	0.02502	1.28700	Oversupply
12/15/2019 12:31	0:01	SSA2	0.02136	0.43100	Oversupply
12/15/2019 12:31	0:01	SSA3	0.02447	1.03000	Oversupply
12/15/2019 12:31	0:01	SSA2	0.02136	0.44100	Oversupply
12/15/2019 12:32	0:01	SSA3	0.02447	0.80200	Oversupply
12/15/2019 12:32	0:01	SSA2	0.02136	0.07800	Oversupply
12/15/2019 12:32	0:01	SSA3	0.02502	0.11400	Oversupply
12/15/2019 12:33	0:01	SSA2	0.02136	0.44000	Oversupply
12/15/2019 12:33	0:01	SSA3	0.02502	0.76000	Oversupply
12/15/2019 12:34	0:01	KWPll	0.001960007	12.72792149	Oversupply
12/15/2019 12:34	0:01	SSA3	0.02502	0.01800	Oversupply
12/15/2019 12:34	0:01	SSA2	0.02136	0.02500	Oversupply
12/15/2019 12:35	0:01	SSA3	0.02502	0.49500	Oversupply
12/15/2019 12:35	0:01	SSA2	0.02136	0.49200	Oversupply
12/15/2019 12:35	0:01	SSA3	0.02502	1.34500	Oversupply
12/15/2019 12:36	0:01	SSA2	0.02136	0.42200	Oversupply
12/15/2019 12:36	0:01	SSA3	0.02502	0.52700	Oversupply
12/15/2019 12:37	0:01	SSA2	0.02136	0.62700	Oversupply
12/15/2019 12:37	0:01	SSA3	0.02502	0.24200	Oversupply
12/15/2019 12:37	0:01	SSA2	0.02136	0.11300	Oversupply
12/15/2019 12:38	0:01	BS250	Data not available	Data not available	Oversupply
12/15/2019 12:38	0:01	ESB	Data not available	Data not available	Oversupply
12/15/2019 12:38	0:01	SSA3	0.02447	0.09000	Oversupply
12/15/2019 12:38	0:01	SSA2	0.02136	0.06700	Oversupply
12/15/2019 12:38	0:01	SSA3	0.02502	0.10600	Oversupply
12/15/2019 12:39	0:01	KWPll	6.58194E-05	13.37359905	Oversupply
12/15/2019 12:39	0:01	SSA2	0.02136	0.11000	Oversupply
12/15/2019 12:39	0:02	SSA3	0.04949	0.13100	Oversupply
12/15/2019 12:40	0:01	SSA2	0.02136	0.25900	Oversupply
12/15/2019 12:41	0:01	SSA3	0.02502	0.03700	Oversupply
12/15/2019 12:42	0:01	SSA3	0.02447	0.79200	Oversupply
12/15/2019 12:42	0:01	SSA3	0.02502	2.13500	Oversupply
12/15/2019 12:44	0:01	SSA3	0.02395	2.80900	Oversupply
12/15/2019 12:45	0:01	SSA3	0.00891	2.34900	Oversupply
12/15/2019 12:45	0:01	SSA2	0.00817	1.87800	Oversupply
12/15/2019 12:45	0:01	SSA3	0.00910	2.30800	Oversupply
12/15/2019 12:46	0:01	SSA3	0.00891	0.02200	Oversupply
12/15/2019 12:47	0:01	SSA3	0.00910	0.40700	Oversupply
12/15/2019 12:47	0:01	SSA2	0.00817	0.95800	Oversupply
12/15/2019 12:48	0:01	SSA3	0.00891	1.82300	Oversupply
12/15/2019 12:48	0:01	SSA2	0.00817	0.30800	Oversupply
12/15/2019 12:48	0:01	SSA3	0.00930	1.15100	Oversupply
12/15/2019 12:49	0:01	SSA3	0.00891	1.73700	Oversupply
12/15/2019 12:50	0:01	SSA2	0.00817	0.23100	Oversupply
12/15/2019 12:50	0:01	SSA3	0.00970	1.97500	Oversupply
12/15/2019 12:50	0:01	SSA2	0.00817	1.11800	Oversupply
12/15/2019 12:51	0:01	SSA3	0.00910	1.53900	Oversupply
12/15/2019 12:51	0:01	SSA2	0.00817	2.27300	Oversupply
12/15/2019 12:58	0:01	SSA3	0.00930	2.36300	Oversupply
12/15/2019 12:58	0:01	SSA3	0.00910	2.04400	Oversupply
12/15/2019 13:00	0:01	SSA2	0.00112	1.30800	Oversupply
12/15/2019 13:02	0:01	SSA3	0.00238	1.70100	Oversupply
12/15/2019 13:03	0:01	SSA2	0.00114	1.60000	Oversupply
12/15/2019 13:10	0:01	SSA3	0.00233	2.97000	Oversupply
12/15/2019 13:10	0:01	SSA2	0.00114	2.05600	Oversupply
12/15/2019 13:11	0:01	SSA3	0.00238	2.27700	Oversupply
12/15/2019 13:11	0:02	SSA3	0.00470	2.57200	Oversupply
12/15/2019 13:12	0:01	SSA2	0.00114	0.82500	Oversupply
12/15/2019 13:13	0:01	SSA2	0.00114	1.47400	Oversupply
12/15/2019 13:13	0:01	SSA3	0.00233	2.04400	Oversupply
12/15/2019 15:41	0:01	KWPll	0.000349284	0.020957062	Oversupply
12/16/2019 1:46	0:01	KWPll	0.0023887	20.70757294	Oversupply
12/16/2019 1:48	2:10	KWPll	4.795958853	20.70757294	Oversupply
12/16/2019 9:17	0:01	SSA3	0.01621	1.70100	Oversupply
12/16/2019 9:17	0:01	SSA2	0.00493	0.35800	Oversupply
12/16/2019 9:18	0:01	SSA3	0.01657	1.71100	Oversupply
12/16/2019 9:18	0:30	SSA2	0.21628	0.31300	Oversupply
12/16/2019 9:18	0:30	SSA3	0.78985	0.04000	Oversupply
12/16/2019 9:19	0:29	BS250	Data not available	Data not available	Oversupply



Maui Curtailment Report

December 2019

Start Date and Time	Duration	IPP Curtailed	Estimated Curtailed MWH	Peak MW Curtailed	Reasons for Curtailment
12/16/2019 9:19	0:29	ESB	Data not available	Data not available	Oversupply
12/16/2019 9:20	0:29	KWPPII	2.676788235	20.70757294	Oversupply
12/16/2019 9:48	0:01	SSA3	0.01925	0.01300	Oversupply
12/16/2019 9:48	0:01	SSA2	0.00590	0.00100	Oversupply
12/16/2019 9:49	0:01	SSA3	0.01843	0.33800	Oversupply
12/16/2019 9:49	0:01	SSA2	0.00590	0.15400	Oversupply
12/16/2019 9:50	0:01	SSA3	0.01884	0.81000	Oversupply
12/16/2019 9:50	0:01	SSA2	0.00590	0.43800	Oversupply
12/16/2019 9:51	0:01	SSA3	0.01884	1.27300	Oversupply
12/16/2019 9:51	0:01	SSA2	0.00602	0.49900	Oversupply
12/16/2019 9:52	0:01	SSA3	0.01884	2.02500	Oversupply
12/16/2019 9:53	0:01	SSA2	0.00590	0.57800	Oversupply
12/16/2019 9:53	0:01	SSA3	0.01884	2.04800	Oversupply
12/16/2019 9:54	0:01	SSA2	0.00590	0.37400	Oversupply
12/16/2019 9:54	0:01	SSA3	0.01884	0.01200	Oversupply
12/16/2019 9:54	0:01	SSA2	0.00590	0.35400	Oversupply
12/16/2019 9:55	0:01	SSA3	0.01884	0.81300	Oversupply
12/16/2019 9:55	0:01	SSA2	0.00602	0.03400	Oversupply
12/16/2019 9:55	0:01	SSA3	0.01843	0.26000	Oversupply
12/16/2019 9:56	0:01	SSA3	0.01925	0.29900	Oversupply
12/16/2019 9:56	0:01	SSA2	0.00602	0.12000	Oversupply
12/16/2019 9:57	0:01	SSA3	0.01884	0.53200	Oversupply
12/16/2019 9:57	0:01	SSA2	0.00590	0.08800	Oversupply
12/16/2019 9:58	0:02	BS250	Data not available	Data not available	Oversupply
12/16/2019 9:58	0:02	ESB	Data not available	Data not available	Oversupply
12/16/2019 9:58	0:02	SSA3	0.05675	0.27300	Oversupply
12/16/2019 9:58	0:03	SSA2	0.01696	0.02300	Oversupply
12/16/2019 9:59	0:02	KWPPII	0.014608669	20.70757294	Oversupply
12/16/2019 10:00	0:01	SSA3	0.02145	0.06400	Oversupply
12/16/2019 10:00	0:01	SSA2	0.00528	0.08300	Oversupply
12/16/2019 10:01	0:01	SSA3	0.02099	0.14100	Oversupply
12/16/2019 10:01	0:01	SSA2	0.00518	0.37000	Oversupply
12/16/2019 10:07	0:01	SSA2	0.00518	0.67200	Oversupply
12/16/2019 10:08	0:01	SSA3	0.02099	2.18700	Oversupply
12/16/2019 10:08	0:01	SSA2	0.00507	0.66600	Oversupply
12/16/2019 10:08	0:01	SSA3	0.02145	2.20600	Oversupply
12/16/2019 10:09	2:23	SSA2	3.46450	0.11100	Oversupply
12/16/2019 10:09	0:01	SSA3	0.02238	0.06300	Oversupply
12/16/2019 10:10	2:23	BS250	Data not available	Data not available	Oversupply
12/16/2019 10:10	2:23	ESB	Data not available	Data not available	Oversupply
12/16/2019 10:10	2:23	SSA3	5.76158	0.07700	Oversupply
12/16/2019 10:11	2:22	KWPPII	34.13794717	20.70757294	Oversupply
12/16/2019 11:49	0:02	AWE	0.037908777	21	Oversupply
12/16/2019 12:11	0:12	AWE	0.341197077	21	Oversupply
12/16/2019 12:25	0:04	AWE	0.010691675	21	Oversupply
12/16/2019 12:32	0:01	SSA2	0.03966	0.02600	Oversupply
12/16/2019 12:32	0:01	SSA3	0.03611	0.05000	Oversupply
12/16/2019 12:33	0:01	SSA3	0.03611	0.25100	Oversupply
12/16/2019 12:33	0:01	SSA2	0.03966	1.02300	Oversupply
12/16/2019 12:34	1:22	SSA3	2.48782	0.52600	Oversupply
12/16/2019 12:34	1:22	SSA2	3.60146	1.06200	Oversupply
12/16/2019 12:35	1:21	BS250	Data not available	Data not available	Oversupply
12/16/2019 12:35	1:21	ESB	Data not available	Data not available	Oversupply
12/16/2019 12:35	1:21	KWPPII	13.03837485	20.70757294	Oversupply
12/16/2019 13:56	0:01	SSA3	0.01558	0.06200	Oversupply
12/16/2019 13:56	0:01	SSA2	0.02941	0.28400	Oversupply
12/16/2019 13:56	0:01	SSA3	0.01492	0.11000	Oversupply
12/16/2019 13:57	0:01	SSA2	0.02999	0.06700	Oversupply
12/16/2019 13:57	0:02	SSA3	0.03050	0.08600	Oversupply
12/16/2019 13:58	0:11	BS250	Data not available	Data not available	Oversupply
12/16/2019 13:58	0:11	ESB	Data not available	Data not available	Oversupply
12/16/2019 13:58	0:01	SSA2	0.02999	0.00900	Oversupply
12/16/2019 13:59	0:01	KWPPII	0.002715556	20.70757294	Oversupply
12/16/2019 13:59	0:01	SSA3	0.01525	0.01800	Oversupply
12/16/2019 13:59	0:10	SSA2	0.33135	0.01000	Oversupply
12/16/2019 13:59	0:09	SSA3	0.10914	0.00600	Oversupply
12/16/2019 14:01	0:08	KWPPII	0.199189599	20.70757294	Oversupply
12/16/2019 14:08	0:01	SSA3	0.00949	0.04300	Oversupply
12/16/2019 14:08	0:01	SSA2	0.03020	0.04200	Oversupply
12/16/2019 14:09	0:01	SSA3	0.00929	0.32500	Oversupply
12/16/2019 14:09	0:01	SSA2	0.03020	0.20400	Oversupply
12/16/2019 14:10	0:01	SSA3	0.00949	0.17300	Oversupply
12/16/2019 14:10	0:01	SSA2	0.03020	0.52700	Oversupply



Maui Curtailment Report

December 2019

Start Date and Time	Duration	IPP Curtailed	Estimated Curtailed MWH	Peak MW Curtailed	Reasons for Curtailment
12/16/2019 14:10	0:01	SSA3	0.00949	0.07700	Oversupply
12/16/2019 14:11	0:01	SSA2	0.03020	0.32600	Oversupply
12/16/2019 14:11	0:15	SSA3	0.49111	0.02200	Oversupply
12/16/2019 14:12	0:15	BS250	Data not available	Data not available	Oversupply
12/16/2019 14:12	0:15	ESB	Data not available	Data not available	Oversupply
12/16/2019 14:12	0:16	KWPPII	0.707808018	20.70757294	Oversupply
12/16/2019 14:12	0:15	SSA2	0.62357	0.01400	Oversupply
12/16/2019 14:27	0:01	SSA3	0.02887	0.04900	Oversupply
12/16/2019 14:27	0:01	SSA2	0.03891	0.00300	Oversupply
12/16/2019 14:27	0:01	SSA3	0.03016	0.09300	Oversupply
12/16/2019 14:27	0:01	SSA2	0.03891	0.48000	Oversupply
12/16/2019 14:28	0:01	SSA3	0.03016	0.11900	Oversupply
12/16/2019 14:28	0:01	SSA2	0.03891	1.32700	Oversupply
12/16/2019 14:29	0:01	SSA3	0.02826	0.28100	Oversupply
12/16/2019 14:33	0:01	SSA2	0.02002	1.79700	Oversupply
12/16/2019 14:33	0:01	SSA3	0.01357	2.25600	Oversupply
12/16/2019 14:33	0:01	SSA2	0.02002	2.10800	Oversupply
12/16/2019 14:33	0:01	SSA3	0.01328	2.28500	Oversupply
12/16/2019 14:34	0:01	SSA2	0.02002	2.55500	Oversupply
12/16/2019 14:35	0:01	SSA3	0.01357	0.84500	Oversupply
12/16/2019 14:35	0:01	SSA2	0.02002	2.72400	Oversupply
12/16/2019 14:36	0:01	SSA3	0.01357	2.06400	Oversupply
12/16/2019 14:36	0:01	SSA2	0.02002	0.02600	Oversupply
12/16/2019 14:37	0:01	SSA3	0.01299	1.85300	Oversupply
12/16/2019 14:37	0:01	SSA2	0.02002	1.25000	Oversupply
12/16/2019 14:37	0:01	SSA3	0.01299	2.24700	Oversupply
12/16/2019 14:39	0:01	SSA2	0.02002	2.71200	Oversupply
12/16/2019 14:39	0:01	SSA3	0.01443	1.66000	Oversupply
12/16/2019 14:40	0:01	SSA2	0.02002	0.83000	Oversupply
12/16/2019 14:40	0:01	SSA3	0.01328	1.08000	Oversupply
12/16/2019 14:40	0:01	SSA2	0.02002	0.30900	Oversupply
12/16/2019 14:40	0:01	SSA3	0.01328	0.58300	Oversupply
12/16/2019 14:41	0:01	SSA3	0.01328	0.74300	Oversupply
12/16/2019 14:41	0:01	SSA2	0.02002	0.85000	Oversupply
12/16/2019 14:42	0:01	SSA3	0.01299	0.24900	Oversupply
12/16/2019 14:42	0:01	SSA2	0.02002	0.72500	Oversupply
12/16/2019 14:43	0:01	SSA3	0.01328	0.45500	Oversupply
12/16/2019 14:43	0:01	SSA2	0.02002	0.08400	Oversupply
12/16/2019 14:44	0:06	BS250	Data not available	Data not available	Oversupply
12/16/2019 14:44	0:06	ESB	Data not available	Data not available	Oversupply
12/16/2019 14:44	0:06	SSA3	0.10114	0.15200	Oversupply
12/16/2019 14:44	0:06	SSA2	0.15281	0.17100	Oversupply
12/16/2019 14:45	0:06	KWPPII	0.195446555	20.70757294	Oversupply
12/16/2019 14:50	0:01	SSA3	0.01114	0.10300	Oversupply
12/16/2019 14:50	0:01	SSA2	0.02221	-0.00300	Oversupply
12/16/2019 14:50	0:01	SSA3	0.01139	0.40200	Oversupply
12/16/2019 14:51	0:01	SSA2	0.02221	0.26200	Oversupply
12/16/2019 15:04	0:01	SSA3	-0.00006	0.63100	Oversupply
12/16/2019 15:05	0:01	SSA2	0.00122	1.66500	Oversupply
12/17/2019 0:17	4:21	KWPPII	32.46412342	20.70757294	Oversupply
12/17/2019 7:18	2:34	KWPPII	16.97693182	11.72597504	System Constraint
12/17/2019 9:39	0:01	SSA3	0.00605	1.93200	System Constraint
12/17/2019 9:39	0:01	SSA2	0.00663	1.68600	System Constraint
12/17/2019 9:40	0:01	SSA3	0.00605	1.80200	System Constraint
12/17/2019 9:40	0:01	SSA2	0.00651	0.10000	System Constraint
12/17/2019 9:40	0:01	SSA3	0.00605	0.02700	System Constraint
12/17/2019 9:41	0:01	SSA2	0.00638	0.52200	System Constraint
12/17/2019 9:41	0:01	SSA3	0.00631	0.48300	System Constraint
12/17/2019 9:42	0:01	SSA2	0.00638	0.05100	System Constraint
12/17/2019 9:42	0:02	SSA3	0.01210	0.19900	System Constraint
12/17/2019 9:43	0:08	BS250	Data not available	Data not available	System Constraint
12/17/2019 9:43	0:08	ESB	Data not available	Data not available	System Constraint
12/17/2019 9:43	0:01	SSA2	0.00663	0.03300	System Constraint
12/17/2019 9:44	0:07	SSA3	0.18391	-0.00200	System Constraint
12/17/2019 9:44	0:08	SSA2	0.18977	0.01700	System Constraint
12/17/2019 9:51	0:01	SSA3	0.02314	-0.00200	System Constraint
12/17/2019 9:54	0:02	SSA3	0.04579	-0.00200	System Constraint
12/17/2019 9:55	0:01	SSA2	0.02341	-0.00300	System Constraint
12/17/2019 9:56	0:01	SSA2	0.02251	-0.00300	System Constraint
12/17/2019 9:56	0:01	SSA3	0.02314	0.31800	System Constraint
12/17/2019 9:56	0:01	SSA2	0.02341	0.29000	System Constraint
12/17/2019 9:57	0:01	SSA3	0.02905	0.55900	System Constraint
12/17/2019 9:57	0:02	SSA2	0.04682	0.66700	System Constraint



**Maui Curtailment Report**

**December 2019**

Start Date and Time	Duration	IPP Curtailed	Estimated Curtailed MWH	Peak MW Curtailed	Reasons for Curtailment
12/17/2019 9:58	0:01	SSA3	0.02215	1.04400	System Constraint
12/17/2019 9:58	0:01	SSA3	0.02265	1.46300	System Constraint
12/17/2019 9:59	0:01	SSA2	0.02373	1.77500	System Constraint
12/17/2019 9:59	0:01	SSA3	0.02521	0.59200	System Constraint
12/17/2019 10:00	0:01	SSA2	0.02823	0.01500	System Constraint
12/17/2019 10:00	0:01	SSA3	0.02715	0.08600	System Constraint
12/17/2019 10:01	1:02	BS250	Data not available	Data not available	System Constraint
12/17/2019 10:01	1:02	ESB	Data not available	Data not available	System Constraint
12/17/2019 10:01	1:01	SSA2	2.18590	0.14200	System Constraint
12/17/2019 10:01	1:01	SSA3	2.31780	0.01300	System Constraint
12/17/2019 10:02	1:01	KWPPII	12.18719844	17.71370697	System Constraint
12/17/2019 10:11	0:02	AWE	0.018478934	21	System Constraint
12/17/2019 10:16	0:41	AWE	3.089109421	21	System Constraint
12/17/2019 10:58	0:01	AWE	0.001074537	21	System Constraint
12/17/2019 11:02	0:01	SSA3	0.03212	-0.00500	System Constraint
12/17/2019 11:02	0:01	SSA2	0.03417	0.00300	System Constraint
12/17/2019 11:03	0:01	SSA3	0.03212	-0.00400	System Constraint
12/17/2019 11:03	0:01	SSA2	0.03350	0.46600	System Constraint
12/17/2019 11:03	0:01	SSA3	0.03351	-0.00400	System Constraint
12/17/2019 11:04	3:29	BS250	Data not available	Data not available	System Constraint
12/17/2019 11:04	3:29	ESB	Data not available	Data not available	System Constraint
12/17/2019 11:04	3:32	SSA2	8.98548	1.09400	System Constraint
12/17/2019 11:04	3:28	SSA3	8.84762	-0.00400	System Constraint
12/17/2019 11:05	3:28	KWPPII	51.07031374	20.70757294	System Constraint
12/17/2019 12:01	0:06	AWE	0.098775864	21	System Constraint
12/17/2019 12:08	0:38	AWE	1.060604572	21	System Constraint
12/17/2019 12:47	0:01	AWE	0.001407814	21	System Constraint
12/17/2019 12:50	0:04	AWE	0.007630825	21	System Constraint
12/17/2019 12:58	0:12	AWE	0.130107117	21	System Constraint
12/17/2019 14:32	0:01	SSA3	0.01945	0.00300	System Constraint
12/17/2019 14:33	0:02	SSA3	0.05793	-0.00600	System Constraint
12/17/2019 14:34	0:02	KWPPII	0.015249697	19.10884857	System Constraint
12/17/2019 14:35	0:01	BS250	Data not available	Data not available	System Constraint
12/17/2019 14:35	0:01	ESB	Data not available	Data not available	System Constraint
12/17/2019 14:36	0:01	SSA3	0.01903	0.05100	System Constraint
12/17/2019 14:36	0:01	SSA2	0.02663	0.09100	System Constraint
12/17/2019 14:36	0:01	SSA3	0.01986	0.23000	System Constraint
12/17/2019 14:37	0:01	SSA2	0.02663	0.24700	System Constraint
12/17/2019 14:37	0:01	SSA3	0.01903	0.38400	System Constraint
12/17/2019 14:38	0:01	SSA2	0.02663	0.72700	System Constraint
12/17/2019 14:38	0:01	SSA3	0.01903	0.62600	System Constraint
12/17/2019 14:39	0:01	SSA2	0.02663	1.36700	System Constraint
12/17/2019 14:39	0:01	SSA3	0.01903	0.86700	System Constraint
12/17/2019 14:39	0:01	SSA2	0.02663	0.67000	System Constraint
12/17/2019 14:39	0:01	SSA3	0.01945	1.10900	System Constraint
12/17/2019 14:40	0:01	SSA3	0.01903	1.54400	System Constraint
12/17/2019 14:40	0:01	SSA2	0.02663	1.64600	System Constraint
12/17/2019 14:41	0:01	SSA2	0.02663	2.07600	System Constraint
12/17/2019 14:42	0:01	SSA3	0.01903	1.78900	System Constraint
12/17/2019 14:42	0:01	SSA2	0.02561	1.62300	System Constraint
12/17/2019 14:43	0:01	SSA3	0.01903	2.14500	System Constraint
12/17/2019 14:43	0:01	SSA2	0.02663	2.53100	System Constraint
12/17/2019 14:43	0:01	SSA3	0.01903	2.16200	System Constraint
12/17/2019 14:44	0:01	SSA2	0.02402	1.25600	System Constraint
12/17/2019 14:44	0:01	SSA3	0.01249	0.84500	System Constraint
12/17/2019 14:45	0:01	SSA2	0.00149	1.99700	System Constraint
12/17/2019 14:45	0:01	SSA3	0.00140	0.24800	System Constraint
12/17/2019 14:45	0:01	SSA2	0.00149	1.43200	System Constraint
12/17/2019 14:46	0:01	SSA3	0.00143	1.46700	System Constraint
12/17/2019 14:46	0:01	SSA3	0.00146	1.89600	System Constraint
12/17/2019 14:47	0:01	SSA3	0.00143	1.82600	System Constraint
12/17/2019 14:47	0:01	SSA2	0.00149	1.57500	System Constraint
12/17/2019 14:52	0:01	SSA2	0.00149	2.48500	System Constraint
12/18/2019 0:23	2:23	KWPPII	10.87578675	19.21063995	Oversupply
12/18/2019 2:48	1:58	KWPPII	10.79427595	19.21063995	Oversupply
12/18/2019 4:50	0:04	KWPPII	0.02945296	18.49310875	Oversupply
12/18/2019 4:57	0:03	KWPPII	0.033358224	19.16573143	Oversupply
12/18/2019 5:17	0:02	KWPPII	0.021129767	19.0449791	Oversupply
12/18/2019 7:01	0:29	AWE	4.449458347	21	Facility Requested
12/18/2019 11:38	0:10	AWE	0.438841399	5.699999809	Facility Requested
12/18/2019 11:50	0:03	AWE	0.037521887	8.199999809	Facility Requested
12/18/2019 11:54	0:01	AWE	0.003333333	10.19999981	Facility Requested
12/18/2019 11:54	0:01	SSA3	0.00701	2.64800	Oversupply



Maui Curtailment Report

December 2019

Start Date and Time	Duration	IPP Curtailed	Estimated Curtailed MWH	Peak MW Curtailed	Reasons for Curtailment
12/18/2019 11:55	0:01	SSA3	0.00701	2.65500	Oversupply
12/18/2019 11:55	0:01	SSA2	0.00667	2.65000	Oversupply
12/18/2019 11:56	0:01	SSA3	0.00701	2.65800	Oversupply
12/18/2019 11:56	0:01	SSA2	0.00667	2.10400	Oversupply
12/18/2019 11:56	0:01	SSA3	0.00701	0.30900	Oversupply
12/18/2019 11:57	0:01	SSA2	0.00667	1.72600	Oversupply
12/18/2019 11:57	0:01	SSA3	0.00686	1.00300	Oversupply
12/18/2019 11:58	0:01	SSA3	0.00701	0.11400	Oversupply
12/18/2019 11:58	0:01	SSA2	0.00667	0.10600	Oversupply
12/18/2019 11:59	0:01	SSA3	0.00686	0.39000	Oversupply
12/18/2019 11:59	0:01	SSA2	0.01153	0.47000	Oversupply
12/18/2019 11:59	1:00	SSA3	2.71558	0.00700	Oversupply
12/18/2019 12:00	1:05	BS250	Data not available	Data not available	Oversupply
12/18/2019 12:00	1:05	ESB	Data not available	Data not available	Oversupply
12/18/2019 12:00	1:05	SSA2	2.98991	0.08300	Oversupply
12/18/2019 12:01	1:03	KWPll	3.096324094	19.21063995	Oversupply
12/18/2019 12:03	0:01	AWE	0.014999994	16.89999962	Oversupply
12/18/2019 13:00	0:01	SSA3	0.03425	0.00600	Oversupply
12/18/2019 13:00	0:04	SSA3	0.16759	0.01200	Oversupply
12/18/2019 13:04	0:01	SSA3	0.03352	0.31600	Oversupply
12/18/2019 13:05	0:01	SSA2	0.04011	0.25900	Oversupply
12/18/2019 13:05	0:01	SSA3	0.03352	0.73900	Oversupply
12/18/2019 13:05	0:01	SSA2	0.04011	0.37000	Oversupply
12/18/2019 13:06	0:01	SSA3	0.03279	0.06700	Oversupply
12/18/2019 13:06	0:12	SSA2	0.47577	0.02800	Oversupply
12/18/2019 13:07	0:01	SSA3	0.03279	0.01500	Oversupply
12/18/2019 13:07	0:11	SSA3	0.39382	0.01000	Oversupply
12/18/2019 13:08	0:11	BS250	Data not available	Data not available	Oversupply
12/18/2019 13:08	0:11	ESB	Data not available	Data not available	Oversupply
12/18/2019 13:08	0:11	KWPll	0.286432139	19.20465088	Oversupply
12/18/2019 13:18	0:01	SSA3	0.01802	0.00400	Oversupply
12/18/2019 13:18	0:01	SSA2	0.02119	0.00800	Oversupply
12/18/2019 13:19	0:01	SSA3	0.01725	0.15000	Oversupply
12/18/2019 13:19	0:01	SSA2	0.02119	0.30000	Oversupply
12/18/2019 13:20	0:01	SSA3	0.01725	0.20100	Oversupply
12/18/2019 13:20	0:01	SSA2	0.02119	0.44800	Oversupply
12/18/2019 13:20	0:01	SSA3	0.01764	0.41800	Oversupply
12/18/2019 13:21	0:01	SSA2	0.02119	0.68100	Oversupply
12/18/2019 13:21	0:01	SSA3	0.01725	0.31200	Oversupply
12/18/2019 13:22	0:01	SSA3	0.01764	0.53200	Oversupply
12/18/2019 13:22	0:01	SSA2	0.02119	1.29100	Oversupply
12/18/2019 13:23	0:01	SSA3	0.01764	2.15900	Oversupply
12/18/2019 13:23	0:01	SSA2	0.02119	1.85700	Oversupply
12/18/2019 13:27	0:02	SSA3	0.03489	2.64500	Oversupply
12/18/2019 13:28	0:01	SSA2	0.02119	2.47500	Oversupply
12/18/2019 13:29	0:14	ESB	Data not available	Data not available	Oversupply
12/18/2019 13:29	0:01	SSA3	0.02667	2.62200	Oversupply
12/18/2019 13:30	0:01	SSA2	0.03260	2.67400	Oversupply
12/18/2019 13:31	0:01	SSA3	0.02769	1.22700	Oversupply
12/18/2019 13:31	0:01	SSA2	0.03260	0.19600	Oversupply
12/18/2019 13:32	0:01	SSA3	0.02709	1.00300	Oversupply
12/18/2019 13:32	0:01	SSA2	0.03260	0.30300	Oversupply
12/18/2019 13:32	0:01	SSA3	0.02769	0.07900	Oversupply
12/18/2019 13:33	0:01	SSA2	0.03198	0.23800	Oversupply
12/18/2019 13:33	0:08	SSA3	0.27508	0.15500	Oversupply
12/18/2019 13:34	0:01	KWPll	0.000189813	19.11783028	Oversupply
12/18/2019 13:34	0:09	SSA2	0.32604	0.02900	Oversupply
12/18/2019 13:36	0:06	KWPll	0.158490817	19.17970276	Oversupply
12/18/2019 13:40	0:03	BS250	Data not available	Data not available	Oversupply
12/18/2019 13:41	0:01	SSA3	0.02769	0.00500	Oversupply
12/18/2019 13:42	0:01	SSA3	0.02769	0.00100	Oversupply
12/18/2019 13:42	0:01	SSA3	0.02709	-0.00400	Oversupply
12/18/2019 13:43	0:01	KWPll	0.004946454	19.15275764	Oversupply
12/18/2019 13:43	0:01	SSA2	0.03260	-0.00100	Oversupply
12/18/2019 13:43	0:01	SSA3	0.02829	0.27100	Oversupply
12/18/2019 13:43	0:01	SSA2	0.03260	0.21500	Oversupply
12/18/2019 13:44	0:01	SSA3	0.02521	0.57600	Oversupply
12/18/2019 13:44	0:01	SSA2	0.02525	0.33600	Oversupply
12/18/2019 13:45	0:01	SSA3	0.01503	0.23000	Oversupply
12/18/2019 13:45	0:01	SSA2	0.02347	0.40800	Oversupply
12/18/2019 13:45	0:01	SSA3	0.01536	0.47300	Oversupply
12/18/2019 13:46	0:01	SSA2	0.02347	0.75900	Oversupply
12/18/2019 13:46	0:01	SSA3	0.01536	0.90600	Oversupply





Maui Curtailment Report

December 2019

Start Date and Time	Duration	IPP Curtailed	Estimated Curtailed MWH	Peak MW Curtailed	Reasons for Curtailment
12/18/2019 13:47	0:01	SSA2	0.02347	0.90200	Oversupply
12/18/2019 13:47	0:01	SSA3	0.01503	0.98200	Oversupply
12/18/2019 13:48	0:01	SSA3	0.01536	1.02500	Oversupply
12/18/2019 13:48	0:01	SSA2	0.02347	1.16600	Oversupply
12/18/2019 13:48	0:01	SSA3	0.01536	1.69300	Oversupply
12/18/2019 13:49	0:01	SSA3	0.01503	2.29900	Oversupply
12/18/2019 13:50	0:01	SSA2	0.02347	0.26400	Oversupply
12/18/2019 13:50	0:01	SSA3	0.01503	1.86200	Oversupply
12/18/2019 13:50	0:01	SSA2	0.02347	1.48000	Oversupply
12/18/2019 13:51	0:01	SSA3	0.01536	1.45600	Oversupply
12/18/2019 13:51	0:01	SSA2	0.02347	1.41900	Oversupply
12/18/2019 13:52	0:01	SSA3	0.01503	0.39700	Oversupply
12/18/2019 13:52	0:01	SSA2	0.02347	0.84800	Oversupply
12/18/2019 13:52	0:01	SSA3	0.01536	1.38500	Oversupply
12/18/2019 13:53	0:01	SSA2	0.02257	1.28200	Oversupply
12/18/2019 13:53	0:01	SSA3	0.01569	1.49900	Oversupply
12/18/2019 13:54	0:01	SSA3	0.01503	2.19900	Oversupply
12/18/2019 13:54	0:01	SSA2	0.02347	0.59700	Oversupply
12/18/2019 13:55	0:01	SSA3	0.01536	1.81200	Oversupply
12/18/2019 13:55	0:02	SSA2	0.04694	1.78600	Oversupply
12/18/2019 13:55	0:01	SSA3	0.01503	2.15100	Oversupply
12/18/2019 13:56	0:01	SSA3	0.01536	1.18400	Oversupply
12/18/2019 13:56	0:01	SSA2	0.02347	1.33000	Oversupply
12/18/2019 13:57	0:01	SSA3	0.01503	1.07700	Oversupply
12/18/2019 13:57	0:01	SSA2	0.02347	0.96900	Oversupply
12/18/2019 13:58	0:01	SSA3	0.01503	0.82000	Oversupply
12/18/2019 13:58	0:01	SSA2	0.02347	0.51800	Oversupply
12/18/2019 13:58	0:01	SSA3	0.01503	1.02000	Oversupply
12/18/2019 13:59	0:01	SSA2	0.01569	1.27400	Oversupply
12/18/2019 13:59	0:01	SSA3	0.01079	1.36800	Oversupply
12/18/2019 14:00	0:01	SSA3	0.00453	2.42400	Oversupply
12/18/2019 14:00	0:01	SSA2	0.00828	2.45500	Oversupply
12/18/2019 14:01	0:01	SSA2	0.00828	2.66000	Oversupply
12/18/2019 14:02	0:01	SSA3	0.00453	2.52900	Oversupply
12/18/2019 14:03	0:01	SSA2	0.00828	2.64900	Oversupply
12/18/2019 14:04	0:01	SSA3	0.00463	2.53000	Oversupply
12/18/2019 14:04	0:01	SSA2	0.00828	2.66600	Oversupply
12/18/2019 14:04	0:01	SSA3	0.00443	2.52600	Oversupply
12/18/2019 14:05	0:01	SSA2	0.00828	2.53400	Oversupply
12/18/2019 14:05	0:01	SSA3	0.00453	2.51900	Oversupply
12/18/2019 14:06	0:01	SSA3	0.00453	1.11700	Oversupply
12/18/2019 14:06	0:01	SSA2	0.00828	1.61800	Oversupply
12/18/2019 14:07	0:01	SSA3	0.00443	1.12300	Oversupply
12/18/2019 14:07	0:01	SSA2	0.00828	0.96100	Oversupply
12/18/2019 14:07	0:01	SSA3	0.00453	1.66500	Oversupply
12/18/2019 14:08	0:01	SSA2	0.00797	1.78400	Oversupply
12/18/2019 14:08	0:01	SSA3	0.00453	1.81700	Oversupply
12/18/2019 14:09	0:01	SSA2	0.00828	1.02600	Oversupply
12/18/2019 14:09	0:01	SSA3	0.00443	1.91200	Oversupply
12/18/2019 14:09	0:01	SSA2	0.00828	2.25000	Oversupply
12/18/2019 14:10	0:01	SSA3	0.00453	1.98400	Oversupply
12/18/2019 14:10	0:01	SSA2	0.00828	1.75000	Oversupply
12/18/2019 14:11	0:01	SSA3	0.00443	1.73000	Oversupply
12/18/2019 14:11	0:01	SSA3	0.00453	2.45400	Oversupply
12/18/2019 14:13	0:01	SSA3	0.00443	2.43800	Oversupply
12/18/2019 14:13	0:01	SSA2	0.00828	2.61900	Oversupply
12/18/2019 14:14	0:01	SSA3	0.00443	2.42700	Oversupply
12/18/2019 14:14	0:01	SSA2	0.00845	2.61000	Oversupply
12/18/2019 14:14	0:01	SSA3	0.00668	0.09800	Oversupply
12/18/2019 14:15	0:02	SSA2	0.01900	0.10100	Oversupply
12/18/2019 14:15	0:01	SSA3	0.00624	0.31900	Oversupply
12/18/2019 14:16	0:01	SSA3	0.00638	1.70300	Oversupply
12/18/2019 14:16	0:01	SSA2	0.00959	1.74200	Oversupply
12/18/2019 14:17	0:01	SSA3	0.00624	1.57000	Oversupply
12/18/2019 14:17	0:01	SSA2	0.00941	1.63600	Oversupply
12/18/2019 14:17	0:01	SSA3	0.00610	0.79200	Oversupply
12/18/2019 14:18	0:01	SSA2	0.00959	1.21000	Oversupply
12/18/2019 14:18	0:01	SSA3	0.00624	0.87400	Oversupply
12/18/2019 14:19	0:01	SSA3	0.00638	1.02300	Oversupply
12/18/2019 14:19	0:01	SSA2	0.00959	1.01800	Oversupply
12/18/2019 14:20	0:01	SSA3	0.00610	1.65900	Oversupply
12/18/2019 14:20	0:01	SSA2	0.00959	1.38100	Oversupply
12/18/2019 14:21	0:01	SSA2	0.00959	2.58800	Oversupply



Maui Curtailment Report

December 2019

Start Date and Time	Duration	IPP Curtailed	Estimated Curtailed MWH	Peak MW Curtailed	Reasons for Curtailment
12/18/2019 14:22	0:01	SSA3	0.00624	2.38900	Oversupply
12/19/2019 10:44	0:01	SSA2	0.00119	2.21800	Oversupply
12/19/2019 10:44	0:01	SSA3	0.00444	0.76200	Oversupply
12/19/2019 10:44	0:01	SSA2	0.02534	2.22400	Oversupply
12/19/2019 10:45	0:01	SSA3	0.02770	0.76600	Oversupply
12/19/2019 10:45	0:01	SSA2	0.03124	0.02300	Oversupply
12/19/2019 10:45	0:01	SSA3	0.02832	0.63500	Oversupply
12/19/2019 10:46	0:01	SSA2	0.03124	1.14900	Oversupply
12/19/2019 10:46	0:01	SSA3	0.02832	0.55200	Oversupply
12/19/2019 10:47	0:59	SSA3	2.54126	0.30100	Oversupply
12/19/2019 10:47	0:01	SSA2	0.03124	0.25500	Oversupply
12/19/2019 10:48	0:58	BS250	Data not available	Data not available	Oversupply
12/19/2019 10:48	0:58	ESB	Data not available	Data not available	Oversupply
12/19/2019 10:48	0:58	KWP/II	10.29393581	16.72173882	Oversupply
12/19/2019 10:48	0:58	SSA2	2.40598	0.02600	Oversupply
12/19/2019 11:25	0:04	AWE	0.023105399	19.39999962	Oversupply
12/19/2019 11:31	0:06	AWE	0.127043931	17.89999962	Oversupply
12/19/2019 11:46	0:01	SSA3	0.03047	0.09100	Oversupply
12/19/2019 11:46	0:01	SSA2	0.02007	0.79000	Oversupply
12/19/2019 11:46	0:01	SSA3	0.03113	0.11500	Oversupply
12/19/2019 11:47	0:01	SSA2	0.02007	1.56900	Oversupply
12/19/2019 11:47	0:36	SSA3	1.53472	0.05000	Oversupply
12/19/2019 11:48	0:35	BS250	Data not available	Data not available	Oversupply
12/19/2019 11:48	0:35	ESB	Data not available	Data not available	Oversupply
12/19/2019 11:48	0:35	KWP/II	3.146071657	18.47714233	Oversupply
12/19/2019 11:48	0:35	SSA2	0.90844	1.58600	Oversupply
12/19/2019 12:23	0:01	SSA3	0.03557	0.05700	Oversupply
12/19/2019 12:23	0:01	SSA2	0.01964	0.13900	Oversupply
12/19/2019 12:23	0:01	SSA3	0.03716	0.10900	Oversupply
12/19/2019 12:24	0:03	BS250	Data not available	Data not available	Oversupply
12/19/2019 12:24	0:03	ESB	Data not available	Data not available	Oversupply
12/19/2019 12:24	0:03	SSA2	0.05892	0.16600	Oversupply
12/19/2019 12:24	0:02	SSA3	0.07273	0.00300	Oversupply
12/19/2019 12:25	0:02	KWP/II	0.020158132	17.73167038	Oversupply
12/19/2019 12:26	0:01	SSA3	0.03557	-0.00500	Oversupply
12/19/2019 12:26	0:01	SSA2	0.01964	0.05000	Oversupply
12/19/2019 12:26	0:01	SSA3	0.03716	-0.00400	Oversupply
12/19/2019 12:27	0:01	SSA3	0.03558	0.06900	Oversupply
12/19/2019 12:27	0:01	SSA2	0.01964	0.37900	Oversupply
12/19/2019 12:28	0:01	SSA3	0.03637	0.11500	Oversupply
12/19/2019 12:28	0:01	SSA2	0.01926	0.18600	Oversupply
12/19/2019 12:29	0:01	SSA3	0.03486	0.12700	Oversupply
12/19/2019 12:29	0:01	SSA2	0.01011	0.90900	Oversupply
12/19/2019 12:30	0:01	SSA3	0.01297	0.13200	Oversupply
12/19/2019 12:30	0:01	SSA2	0.01101	1.18800	Oversupply
12/19/2019 12:30	0:01	SSA3	0.01326	0.26900	Oversupply
12/19/2019 12:31	0:01	SSA2	0.01101	0.21300	Oversupply
12/19/2019 12:31	0:01	SSA3	0.01326	0.67100	Oversupply
12/19/2019 12:32	0:01	SSA2	0.01101	1.55200	Oversupply
12/19/2019 12:32	0:01	SSA3	0.01297	1.13200	Oversupply
12/19/2019 12:33	0:01	SSA2	0.01101	0.30700	Oversupply
12/19/2019 12:33	0:01	SSA3	0.01326	1.72000	Oversupply
12/19/2019 12:33	0:01	SSA3	0.01326	2.32000	Oversupply
12/19/2019 12:33	0:01	SSA2	0.01101	1.62200	Oversupply
12/19/2019 12:36	0:01	SSA3	0.01355	2.82700	Oversupply
12/19/2019 12:37	0:01	SSA2	0.01101	1.84300	Oversupply
12/19/2019 12:37	0:01	SSA3	0.01326	2.49500	Oversupply
12/19/2019 12:38	0:01	SSA2	0.01101	0.39200	Oversupply
12/19/2019 12:38	0:01	SSA3	0.01326	0.27700	Oversupply
12/19/2019 12:39	0:01	SSA2	0.01101	0.40500	Oversupply
12/19/2019 12:39	0:01	SSA3	0.01326	0.48400	Oversupply
12/19/2019 12:39	0:01	SSA2	0.01101	1.85300	Oversupply
12/19/2019 12:39	0:01	SSA3	0.01326	1.84100	Oversupply
12/19/2019 12:40	0:01	SSA3	0.01326	1.93100	Oversupply
12/19/2019 12:40	0:01	SSA2	0.01101	0.33500	Oversupply
12/19/2019 12:41	0:01	SSA3	0.01326	2.42300	Oversupply
12/19/2019 12:41	0:01	SSA2	0.01101	1.70400	Oversupply
12/19/2019 12:48	0:01	SSA3	0.00360	2.85300	Oversupply
12/19/2019 12:48	0:01	SSA2	0.00731	2.81900	Oversupply
12/19/2019 12:49	0:01	SSA3	0.00360	0.16300	Oversupply
12/19/2019 12:49	0:01	SSA2	0.00731	0.69500	Oversupply
12/19/2019 12:50	0:01	SSA2	0.00731	0.02700	Oversupply
12/19/2019 12:50	0:01	SSA3	0.00360	1.65100	Oversupply



Maui Curtailment Report

December 2019

Start Date and Time	Duration	IPP Curtailed	Estimated Curtailed MWH	Peak MW Curtailed	Reasons for Curtailment
12/19/2019 12:51	0:01	SSA2	0.00731	1.09800	Oversupply
12/19/2019 12:51	0:01	SSA3	0.00353	2.95500	Oversupply
12/19/2019 12:52	0:01	SSA2	0.00731	2.59300	Oversupply
12/19/2019 13:00	0:01	SSA3	0.00898	2.97400	Oversupply
12/19/2019 13:02	0:01	SSA3	0.00898	2.71400	Oversupply
12/19/2019 13:02	0:01	SSA2	0.01047	2.82900	Oversupply
12/19/2019 13:03	0:01	SSA3	0.00879	2.38700	Oversupply
12/19/2019 13:03	0:01	SSA2	0.01047	2.31200	Oversupply
12/19/2019 13:03	0:01	SSA3	0.00898	2.41800	Oversupply
12/19/2019 13:04	0:01	SSA3	0.00898	2.86700	Oversupply
12/19/2019 13:05	0:01	SSA3	0.00879	1.31600	Oversupply
12/19/2019 13:05	0:01	SSA2	0.01047	0.85100	Oversupply
12/19/2019 13:06	0:01	SSA3	0.00898	1.41600	Oversupply
12/19/2019 13:06	0:01	SSA2	0.01047	1.42000	Oversupply
12/19/2019 13:07	0:01	SSA3	0.00879	1.31200	Oversupply
12/19/2019 13:07	0:01	SSA2	0.01047	1.39200	Oversupply
12/19/2019 13:07	0:01	SSA3	0.00860	0.88900	Oversupply
12/19/2019 13:08	0:01	SSA2	0.01007	2.12200	Oversupply
12/19/2019 13:08	0:01	SSA3	0.00879	1.12100	Oversupply
12/19/2019 13:09	0:01	SSA2	0.01047	1.39700	Oversupply
12/19/2019 13:09	0:01	SSA3	0.00879	1.87900	Oversupply
12/19/2019 13:10	0:01	SSA3	0.00860	1.78200	Oversupply
12/19/2019 13:10	0:01	SSA2	0.01047	2.32700	Oversupply
12/19/2019 13:12	0:01	SSA2	0.01047	2.84900	Oversupply
12/19/2019 13:13	0:01	SSA3	0.00879	1.71600	Oversupply
12/19/2019 13:13	0:01	SSA2	0.01047	2.53300	Oversupply
12/19/2019 13:13	0:01	SSA3	0.00879	1.48000	Oversupply
12/19/2019 13:14	0:01	SSA2	0.02475	0.86800	Oversupply
12/19/2019 13:14	0:01	SSA3	0.02394	0.07700	Oversupply
12/19/2019 13:15	1:58	BS250	Data not available	Data not available	Oversupply
12/19/2019 13:15	1:58	ESB	Data not available	Data not available	Oversupply
12/19/2019 13:15	1:58	SSA2	5.32262	0.65300	Oversupply
12/19/2019 13:15	1:58	SSA3	4.25038	0.09200	Oversupply
12/19/2019 13:16	1:58	KWP11	12.96052258	19.61880302	Oversupply
12/19/2019 15:13	0:01	SSA2	0.03333	0.00000	Oversupply
12/19/2019 15:13	0:01	SSA3	0.02766	-0.00300	Oversupply
12/19/2019 15:13	0:01	SSA2	0.03333	0.42100	Oversupply
12/19/2019 15:14	0:01	SSA3	0.02707	-0.00300	Oversupply
12/19/2019 15:14	0:01	SSA2	0.02122	1.07900	Oversupply
12/19/2019 15:14	0:01	SSA3	0.02056	-0.00400	Oversupply
12/19/2019 15:15	0:01	SSA2	0.01571	1.43700	Oversupply
12/19/2019 15:15	0:01	SSA3	0.01500	0.00300	Oversupply
12/19/2019 15:16	0:01	SSA2	0.01571	0.77500	Oversupply
12/19/2019 15:16	0:01	SSA3	0.01468	0.09700	Oversupply
12/19/2019 15:17	0:01	SSA3	0.01500	0.19500	Oversupply
12/19/2019 15:17	0:01	SSA2	0.01571	1.12000	Oversupply
12/19/2019 15:18	0:01	SSA3	0.01500	0.38700	Oversupply
12/19/2019 15:18	0:01	SSA2	0.01571	0.82000	Oversupply
12/19/2019 15:18	0:01	SSA3	0.01468	0.31100	Oversupply
12/19/2019 15:19	0:01	SSA2	0.01571	0.33200	Oversupply
12/19/2019 15:19	0:01	SSA3	0.01500	0.73800	Oversupply
12/19/2019 15:20	0:01	SSA2	0.01571	0.94600	Oversupply
12/19/2019 15:20	0:01	SSA3	0.01500	1.05100	Oversupply
12/19/2019 15:20	0:01	SSA2	0.01571	1.08900	Oversupply
12/19/2019 15:21	0:01	SSA3	0.01468	0.13900	Oversupply
12/19/2019 15:21	0:01	SSA2	0.01571	1.09000	System Constraint
12/19/2019 15:21	0:01	SSA3	0.01500	0.61300	System Constraint
12/19/2019 15:22	0:01	SSA2	0.01571	0.89600	System Constraint
12/19/2019 15:22	0:01	SSA3	0.01500	0.44400	System Constraint
12/19/2019 15:23	0:01	SSA2	0.01571	0.38600	System Constraint
12/19/2019 15:23	0:01	SSA3	0.01468	0.76100	System Constraint
12/19/2019 15:24	0:01	SSA3	0.01500	0.68200	System Constraint
12/19/2019 15:24	0:01	SSA2	0.01540	0.87300	System Constraint
12/19/2019 15:25	0:01	SSA3	0.01500	0.86300	System Constraint
12/19/2019 15:25	0:01	SSA2	0.01571	1.35800	System Constraint
12/19/2019 15:25	0:01	SSA3	0.01468	0.69200	System Constraint
12/19/2019 15:26	0:01	SSA2	0.01571	0.56200	System Constraint
12/19/2019 22:00	0:01	AWE	0.001666667	0.100000001	System Constraint
12/20/2019 7:36	0:04	KWP11	0.13057251	20.70757294	System Constraint
12/20/2019 8:40	0:01	SSA2	0.00458	0.79600	System Constraint
12/20/2019 8:40	0:01	SSA3	0.00385	1.25000	System Constraint
12/20/2019 8:41	0:01	SSA2	0.00458	0.32200	System Constraint
12/20/2019 8:41	0:01	SSA3	0.00377	0.04700	System Constraint



Maui Curtailment Report

December 2019

Start Date and Time	Duration	IPP Curtailed	Estimated Curtailed MWH	Peak MW Curtailed	Reasons for Curtailment
12/20/2019 8:41	0:01	SSA2	0.00458	0.56400	System Constraint
12/20/2019 8:42	0:01	SSA3	0.00385	0.67400	System Constraint
12/20/2019 8:42	0:01	SSA3	0.00385	0.63700	System Constraint
12/20/2019 8:42	0:01	SSA2	0.00458	0.61800	System Constraint
12/20/2019 8:43	0:01	SSA3	0.00385	0.22500	System Constraint
12/20/2019 8:43	0:28	SSA2	0.51643	0.16100	System Constraint
12/20/2019 8:44	0:27	BS250	Data not available	Data not available	System Constraint
12/20/2019 8:44	0:27	ESB	Data not available	Data not available	System Constraint
12/20/2019 8:44	0:27	SSA3	0.61089	0.01200	System Constraint
12/20/2019 8:46	0:26	KWPPII	0.97626667	20.70757294	System Constraint
12/20/2019 9:11	0:01	SSA3	0.01773	0.00600	System Constraint
12/20/2019 9:11	0:01	SSA2	0.01758	0.00000	System Constraint
12/20/2019 9:11	0:01	SSA3	0.01735	0.31500	System Constraint
12/20/2019 9:12	0:01	SSA2	0.01758	0.11300	System Constraint
12/20/2019 9:12	0:01	SSA3	0.01773	0.35400	System Constraint
12/20/2019 9:13	0:01	SSA2	0.01724	0.12100	System Constraint
12/20/2019 9:13	0:01	SSA3	0.01697	0.50700	System Constraint
12/20/2019 9:14	0:01	SSA2	0.01758	0.12800	System Constraint
12/20/2019 9:14	0:01	SSA2	0.01068	0.30800	System Constraint
12/20/2019 9:14	0:01	SSA3	0.00494	1.00600	System Constraint
12/20/2019 11:03	0:01	SSA3	0.00976	1.87600	System Constraint
12/20/2019 11:03	0:01	SSA2	0.01060	1.23800	System Constraint
12/20/2019 11:03	0:01	SSA3	0.00976	1.95300	System Constraint
12/20/2019 11:04	0:01	SSA3	0.00997	0.06500	System Constraint
12/20/2019 11:04	0:01	SSA2	0.01060	0.08100	System Constraint
12/20/2019 11:05	0:01	SSA3	0.00954	0.42800	System Constraint
12/20/2019 11:05	0:01	SSA2	0.01060	0.29900	System Constraint
12/20/2019 11:06	0:01	SSA3	0.00976	0.68900	System Constraint
12/20/2019 11:06	0:01	SSA2	0.01060	0.87200	System Constraint
12/20/2019 11:07	0:01	SSA3	0.00976	1.34300	System Constraint
12/20/2019 11:07	0:01	SSA2	0.01060	0.90200	System Constraint
12/20/2019 11:07	0:01	SSA3	0.00997	1.22300	System Constraint
12/20/2019 11:08	0:02	SSA2	0.02101	0.48300	System Constraint
12/20/2019 11:08	0:01	SSA3	0.00976	1.30800	System Constraint
12/20/2019 11:09	0:01	SSA3	0.00976	0.66700	System Constraint
12/20/2019 11:09	0:01	SSA2	0.01060	0.73000	System Constraint
12/20/2019 11:10	0:01	SSA3	0.00954	1.56900	System Constraint
12/20/2019 11:10	0:01	SSA2	0.01060	0.76500	System Constraint
12/20/2019 11:10	0:01	SSA3	0.00997	1.48900	System Constraint
12/20/2019 11:11	0:01	SSA3	0.00954	0.53600	System Constraint
12/20/2019 11:11	0:01	SSA2	0.01060	0.54200	System Constraint
12/20/2019 11:12	0:01	SSA3	0.00976	0.05900	System Constraint
12/20/2019 11:12	0:01	SSA2	0.01060	0.19400	System Constraint
12/20/2019 11:13	0:01	SSA3	0.00954	0.07800	System Constraint
12/20/2019 11:13	0:01	SSA2	0.01060	0.05100	System Constraint
12/20/2019 11:13	0:01	SSA3	0.00997	0.47500	System Constraint
12/20/2019 11:14	0:01	SSA2	0.01072	0.66500	System Constraint
12/20/2019 11:14	0:01	SSA3	0.01163	0.81800	System Constraint
12/20/2019 11:15	0:01	SSA2	0.01141	0.22500	System Constraint
12/20/2019 11:15	0:01	SSA3	0.01055	1.48800	System Constraint
12/20/2019 11:21	0:01	SSA3	0.01055	1.48600	System Constraint
12/20/2019 11:22	0:01	SSA2	0.01141	1.35800	System Constraint
12/20/2019 11:22	0:05	SSA3	0.06265	0.21900	System Constraint
12/20/2019 11:22	0:04	SSA2	0.05660	0.30400	System Constraint
12/20/2019 11:23	0:04	BS250	Data not available	Data not available	System Constraint
12/20/2019 11:23	0:04	ESB	Data not available	Data not available	System Constraint
12/20/2019 11:23	0:04	KWPPII	0.170992597	20.70757294	System Constraint
12/20/2019 11:27	0:01	SSA3	0.01055	0.23300	System Constraint
12/20/2019 11:27	0:01	SSA2	0.01141	0.04800	System Constraint
12/20/2019 11:30	0:01	SSA2	0.02940	0.90600	System Constraint
12/20/2019 11:30	0:01	SSA3	0.01540	1.08900	System Constraint
12/20/2019 11:31	0:01	SSA2	0.02940	1.38000	System Constraint
12/20/2019 11:31	0:01	SSA3	0.01540	0.11000	System Constraint
12/20/2019 11:32	0:01	SSA2	0.02940	0.22700	System Constraint
12/20/2019 11:32	0:01	SSA3	0.01507	0.15900	System Constraint
12/20/2019 11:33	4:05	BS250	Data not available	Data not available	System Constraint
12/20/2019 11:33	4:05	ESB	Data not available	Data not available	System Constraint
12/20/2019 11:33	0:01	SSA3	0.01540	0.11600	System Constraint
12/20/2019 11:33	0:01	SSA2	0.02940	0.11300	System Constraint
12/20/2019 11:34	4:05	KWPPII	50.21884801	20.70757294	System Constraint
12/20/2019 11:34	4:04	SSA3	8.06222	0.01600	System Constraint
12/20/2019 11:34	4:05	SSA2	9.05593	0.10200	System Constraint
12/20/2019 12:56	0:09	AWE	0.178820101	21	System Constraint



**Maui Curtailment Report**

**December 2019**

Start Date and Time	Duration	IPP Curtailed	Estimated Curtailed MWH	Peak MW Curtailed	Reasons for Curtailment
12/20/2019 15:38	0:01	SSA3	0.01523	0.00100	System Constraint
12/20/2019 15:38	0:01	SSA3	0.01491	0.19300	System Constraint
12/20/2019 15:38	0:01	SSA2	0.02468	0.06300	System Constraint
12/20/2019 15:39	0:01	SSA3	0.01523	0.49500	System Constraint
12/20/2019 15:39	0:01	SSA2	0.02373	0.09500	System Constraint
12/20/2019 15:40	0:01	SSA3	0.01523	0.43600	System Constraint
12/20/2019 15:40	0:01	SSA2	0.02468	0.10800	System Constraint
12/20/2019 15:41	0:01	SSA3	0.01523	0.17700	System Constraint
12/20/2019 15:41	0:01	SSA2	0.02468	0.09800	System Constraint
12/20/2019 15:41	0:01	SSA3	0.01491	0.00800	System Constraint
12/20/2019 15:42	0:01	BS250	Data not available	Data not available	System Constraint
12/20/2019 15:42	0:01	ESB	Data not available	Data not available	System Constraint
12/20/2019 15:42	0:01	SSA2	0.02468	0.03800	System Constraint
12/20/2019 15:42	0:01	SSA3	0.01523	0.21800	System Constraint
12/20/2019 15:43	0:01	SSA2	0.02468	0.05600	System Constraint
12/20/2019 15:43	0:01	SSA3	0.01523	0.15200	System Constraint
12/20/2019 15:44	0:01	SSA2	0.02468	0.13200	System Constraint
12/20/2019 15:44	0:01	SSA3	0.01491	0.36200	System Constraint
12/20/2019 15:44	0:01	SSA2	0.01348	0.23100	System Constraint
12/20/2019 15:45	0:01	SSA3	0.00342	0.43400	System Constraint
12/20/2019 15:45	0:01	SSA2	0.00401	0.29100	System Constraint
12/20/2019 15:45	0:01	SSA3	0.00350	0.16800	System Constraint
12/20/2019 15:46	0:01	SSA3	0.00342	0.59600	System Constraint
12/20/2019 15:46	0:01	SSA2	0.00401	0.32000	System Constraint
12/20/2019 15:47	0:01	SSA3	0.00350	0.29000	System Constraint
12/20/2019 15:47	0:01	SSA2	0.00401	0.43700	System Constraint
12/20/2019 15:48	0:01	SSA3	0.00350	1.10100	System Constraint
12/20/2019 15:48	0:01	SSA2	0.00401	0.77700	System Constraint
12/21/2019 0:33	0:01	KWP11	0.003657468	4.24131012	System Constraint
12/21/2019 0:38	6:08	KWP11	74.38918586	17.71370697	System Constraint
12/21/2019 1:17	0:18	AWE	0.192073854	21	System Constraint
12/21/2019 1:36	3:30	AWE	15.63445581	21	System Constraint
12/21/2019 9:50	0:01	SSA3	0.01431	2.11900	System Constraint
12/21/2019 9:50	0:01	SSA2	0.01519	1.83800	System Constraint
12/21/2019 9:51	0:01	SSA3	0.01400	0.42100	System Constraint
12/21/2019 9:51	0:01	SSA2	0.01519	0.89600	System Constraint
12/21/2019 9:52	0:01	BS250	Data not available	Data not available	System Constraint
12/21/2019 9:52	0:01	ESB	Data not available	Data not available	System Constraint
12/21/2019 9:52	0:01	SSA3	0.01462	0.03100	System Constraint
12/21/2019 9:52	0:01	SSA2	0.01519	0.18200	System Constraint
12/21/2019 9:52	0:01	SSA3	0.01462	0.02300	System Constraint
12/21/2019 9:53	0:01	SSA2	0.01460	0.27400	System Constraint
12/21/2019 9:53	0:02	SSA3	0.02893	0.02100	System Constraint
12/21/2019 9:54	0:01	BS250	Data not available	Data not available	System Constraint
12/21/2019 9:54	0:01	ESB	Data not available	Data not available	System Constraint
12/21/2019 9:54	0:01	SSA2	0.01519	0.02200	System Constraint
12/21/2019 9:55	0:01	SSA2	0.01519	-0.00300	System Constraint
12/21/2019 9:55	0:01	SSA3	0.01431	0.08700	System Constraint
12/21/2019 9:55	0:01	SSA2	0.01519	-0.00300	System Constraint
12/21/2019 9:56	0:01	SSA3	0.01400	0.14200	System Constraint
12/21/2019 9:56	0:01	SSA2	0.01519	-0.00300	System Constraint
12/21/2019 9:56	0:01	SSA3	0.01431	0.12700	System Constraint
12/21/2019 9:57	0:01	SSA3	0.01431	0.03800	System Constraint
12/21/2019 9:57	0:01	SSA2	0.01519	-0.00300	System Constraint
12/21/2019 9:58	0:01	SSA3	0.01431	0.16800	System Constraint
12/21/2019 9:58	0:01	SSA2	0.01519	-0.00300	System Constraint
12/21/2019 9:59	1:27	BS250	Data not available	Data not available	System Constraint
12/21/2019 9:59	1:27	ESB	Data not available	Data not available	System Constraint
12/21/2019 9:59	1:27	SSA3	3.33221	0.59000	System Constraint
12/21/2019 9:59	1:27	SSA2	2.98881	-0.00300	System Constraint
12/21/2019 10:00	1:27	KWP11	12.01790923	11.72597504	System Constraint
12/21/2019 10:39	0:08	AWE	0.1187157	21	System Constraint
12/21/2019 10:48	0:26	AWE	1.944805956	21	System Constraint
12/21/2019 11:20	0:02	AWE	0.015506649	20.79999924	System Constraint
12/21/2019 11:26	0:01	SSA3	0.03207	0.07400	System Constraint
12/21/2019 11:26	0:01	SSA2	0.02636	0.08500	System Constraint
12/21/2019 11:27	0:01	SSA3	0.03278	0.13700	System Constraint
12/21/2019 11:27	0:01	SSA2	0.02636	0.14200	System Constraint
12/21/2019 11:28	0:13	BS250	Data not available	Data not available	System Constraint
12/21/2019 11:28	0:13	ESB	Data not available	Data not available	System Constraint
12/21/2019 11:28	0:07	SSA3	0.24452	0.13600	System Constraint
12/21/2019 11:28	0:07	SSA2	0.21009	0.00500	System Constraint
12/21/2019 11:29	0:06	KWP11	0.400613308	10.22904205	System Constraint



Maui Curtailment Report

December 2019

Start Date and Time	Duration	IPP Curtailed	Estimated Curtailed MWH	Peak MW Curtailed	Reasons for Curtailment
12/21/2019 11:34	0:01	SSA3	0.02508	-0.00200	System Constraint
12/21/2019 11:35	0:01	SSA2	0.02638	0.02400	System Constraint
12/21/2019 11:35	0:01	SSA3	0.02508	0.13100	System Constraint
12/21/2019 11:36	0:01	SSA2	0.02638	0.07600	System Constraint
12/21/2019 11:36	0:01	SSA3	0.02562	0.13500	System Constraint
12/21/2019 11:37	0:01	SSA2	0.02638	0.32200	System Constraint
12/21/2019 11:37	0:01	SSA3	0.02562	0.43100	System Constraint
12/21/2019 11:37	0:01	SSA3	0.02508	0.87500	System Constraint
12/21/2019 11:38	0:01	SSA2	0.02638	0.74600	System Constraint
12/21/2019 11:38	0:01	SSA3	0.02562	1.08600	System Constraint
12/21/2019 11:38	0:01	SSA2	0.02638	1.15600	System Constraint
12/21/2019 11:39	0:02	SSA3	0.05179	0.01700	System Constraint
12/21/2019 11:39	0:02	SSA2	0.05276	0.02600	System Constraint
12/21/2019 11:40	0:02	KWPll	0.045620139	10.22904205	System Constraint
12/21/2019 11:41	0:01	SSA3	0.02508	0.04000	System Constraint
12/21/2019 11:41	0:01	SSA2	0.02638	-0.00300	System Constraint
12/21/2019 11:41	0:01	SSA3	0.02562	0.49600	System Constraint
12/21/2019 11:42	0:01	SSA2	0.02638	-0.00300	System Constraint
12/21/2019 11:43	0:01	SSA3	0.02508	0.64200	System Constraint
12/21/2019 11:44	0:01	SSA2	0.02638	-0.00300	System Constraint
12/21/2019 11:44	0:01	SSA3	0.02562	0.62000	System Constraint
12/21/2019 11:44	0:01	SSA2	0.02782	-0.00300	System Constraint
12/21/2019 11:44	0:01	SSA3	0.02831	0.73400	System Constraint
12/21/2019 11:45	0:01	SSA3	0.02768	0.70400	System Constraint
12/21/2019 11:45	0:01	SSA2	0.03676	0.06300	System Constraint
12/21/2019 11:46	0:01	SSA3	0.02828	0.23900	System Constraint
12/21/2019 11:46	0:01	SSA2	0.03676	0.27300	System Constraint
12/21/2019 11:47	0:25	BS250	Data not available	Data not available	System Constraint
12/21/2019 11:47	0:25	ESB	Data not available	Data not available	System Constraint
12/21/2019 11:47	0:25	SSA3	1.05011	0.01400	System Constraint
12/21/2019 11:47	0:25	SSA2	1.04768	0.01500	System Constraint
12/21/2019 11:48	0:35	KWPll	3.850736131	13.22290802	System Constraint
12/21/2019 12:12	0:01	SSA3	0.03627	0.06500	System Constraint
12/21/2019 12:12	0:01	SSA2	0.03560	-0.00100	System Constraint
12/21/2019 12:13	0:01	SSA3	0.03627	0.12900	System Constraint
12/21/2019 12:13	0:01	SSA2	0.03560	0.12100	System Constraint
12/21/2019 12:14	0:08	BS250	Data not available	Data not available	System Constraint
12/21/2019 12:14	0:08	ESB	Data not available	Data not available	System Constraint
12/21/2019 12:14	0:08	SSA3	0.24800	0.21000	System Constraint
12/21/2019 12:14	0:08	SSA2	0.19282	0.18900	System Constraint
12/21/2019 12:22	0:01	SSA2	0.01995	0.00200	System Constraint
12/21/2019 12:22	0:01	SSA3	0.02088	0.21800	System Constraint
12/21/2019 12:22	0:01	SSA2	0.01995	0.19100	System Constraint
12/21/2019 12:23	0:01	SSA3	0.01999	1.20100	System Constraint
12/21/2019 12:24	0:01	SSA2	0.01995	1.03400	System Constraint
12/21/2019 12:24	0:01	SSA3	0.02088	1.67100	System Constraint
12/21/2019 12:25	0:01	SSA3	0.02043	1.13800	System Constraint
12/21/2019 12:25	0:01	SSA2	0.01995	1.14000	System Constraint
12/21/2019 12:59	0:01	SSA3	0.01926	2.36500	System Constraint
12/21/2019 13:00	0:01	BS250	Data not available	Data not available	System Constraint
12/21/2019 13:00	0:01	ESB	Data not available	Data not available	System Constraint
12/21/2019 13:00	0:01	SSA2	0.02693	1.61900	System Constraint
12/21/2019 13:00	0:01	SSA3	0.02442	2.42200	System Constraint
12/21/2019 13:01	0:09	KWPll	0.530440092	17.71370697	System Constraint
12/21/2019 13:01	0:01	SSA2	0.02693	1.46300	System Constraint
12/21/2019 13:02	0:01	SSA3	0.02496	2.52200	System Constraint
12/21/2019 13:02	0:07	SSA2	0.21491	2.79500	System Constraint
12/21/2019 13:03	0:06	SSA3	0.19808	0.64700	System Constraint
12/21/2019 13:08	0:01	BS250	Data not available	Data not available	System Constraint
12/21/2019 13:08	0:01	ESB	Data not available	Data not available	System Constraint
12/21/2019 13:09	0:01	SSA3	0.02496	-0.00100	System Constraint
12/21/2019 13:09	0:01	SSA2	0.02693	-0.00200	System Constraint
12/21/2019 13:09	0:01	SSA3	0.02496	0.36900	System Constraint
12/21/2019 13:10	0:04	BS250	Data not available	Data not available	System Constraint
12/21/2019 13:10	0:04	ESB	Data not available	Data not available	System Constraint
12/21/2019 13:10	0:18	SSA2	0.73395	0.14200	System Constraint
12/21/2019 13:10	0:18	SSA3	0.65396	0.04400	System Constraint
12/21/2019 13:11	0:18	KWPll	0.950665871	19.21063995	System Constraint
12/21/2019 13:16	0:12	BS250	Data not available	Data not available	System Constraint
12/21/2019 13:16	0:12	ESB	Data not available	Data not available	System Constraint
12/21/2019 13:28	0:01	SSA3	0.02903	0.03800	System Constraint
12/21/2019 13:28	0:01	SSA2	0.03788	0.15100	System Constraint
12/21/2019 13:28	0:01	SSA3	0.02968	0.22500	System Constraint



**Maui Curtailment Report**

**December 2019**

Start Date and Time	Duration	IPP Curtailed	Estimated Curtailed MWH	Peak MW Curtailed	Reasons for Curtailment
12/21/2019 13:29	0:01	SSA2	0.03675	0.44700	System Constraint
12/21/2019 13:29	0:01	SSA3	0.02923	0.54100	System Constraint
12/21/2019 13:30	0:01	SSA2	0.03874	0.86600	System Constraint
12/21/2019 13:30	0:01	SSA3	0.02833	0.80400	System Constraint
12/21/2019 13:31	0:01	SSA3	0.02772	0.61400	System Constraint
12/21/2019 13:31	0:01	SSA2	0.03874	1.79800	System Constraint
12/21/2019 13:32	0:27	SSA3	1.06583	0.11100	System Constraint
12/21/2019 13:32	0:03	BS250	Data not available	Data not available	System Constraint
12/21/2019 13:32	0:03	ESB	Data not available	Data not available	System Constraint
12/21/2019 13:32	0:28	SSA2	0.98117	0.69900	System Constraint
12/21/2019 13:33	0:27	KWPIL	4.776987564	13.22290802	System Constraint
12/21/2019 13:36	0:23	BS250	Data not available	Data not available	System Constraint
12/21/2019 13:36	0:23	ESB	Data not available	Data not available	System Constraint
12/21/2019 13:38	0:10	AWE	0.404933484	21	System Constraint
12/21/2019 13:51	0:04	AWE	0.033524577	20.69999886	System Constraint
12/21/2019 13:59	0:01	SSA3	0.03173	0.02300	System Constraint
12/21/2019 13:59	0:01	SSA2	0.02331	0.10700	System Constraint
12/21/2019 14:00	0:01	SSA3	0.02390	0.24300	System Constraint
12/21/2019 14:00	0:01	SSA2	0.02794	0.12100	System Constraint
12/21/2019 14:01	0:14	ESB	Data not available	Data not available	System Constraint
12/21/2019 14:01	0:18	BS250	Data not available	Data not available	System Constraint
12/21/2019 14:01	0:14	SSA3	0.44092	0.10600	System Constraint
12/21/2019 14:01	0:14	SSA2	0.43885	0.06600	System Constraint
12/21/2019 14:02	0:14	KWPIL	1.114123805	13.22290802	System Constraint
12/21/2019 14:15	0:01	SSA2	0.00340	0.01900	System Constraint
12/21/2019 14:15	0:01	SSA3	0.00467	0.11100	System Constraint
12/21/2019 14:16	0:01	SSA2	0.00340	0.30400	System Constraint
12/21/2019 14:52	0:01	SSA3	-0.00066	2.01000	System Constraint
12/21/2019 14:52	0:01	SSA2	-0.00114	2.62000	System Constraint
12/21/2019 15:02	0:01	SSA3	0.01974	1.70000	System Constraint
12/21/2019 15:03	0:01	SSA2	0.02149	1.96500	System Constraint
12/21/2019 15:03	0:01	SSA3	0.01974	0.37700	System Constraint
12/21/2019 15:03	0:08	SSA2	0.19301	0.07500	System Constraint
12/21/2019 15:04	0:07	BS250	Data not available	Data not available	System Constraint
12/21/2019 15:04	0:07	ESB	Data not available	Data not available	System Constraint
12/21/2019 15:04	0:07	SSA3	0.17217	0.01900	System Constraint
12/21/2019 15:05	0:06	KWPIL	0.114003468	19.21063995	System Constraint
12/21/2019 15:10	0:01	SSA3	0.01932	0.00000	System Constraint
12/21/2019 15:11	0:01	SSA3	0.01890	0.09100	System Constraint
12/21/2019 15:11	0:01	SSA2	0.02149	0.04200	System Constraint
12/21/2019 15:12	0:01	SSA3	0.01974	0.12900	System Constraint
12/21/2019 15:12	0:01	SSA2	0.02149	0.09500	System Constraint
12/21/2019 15:13	0:01	SSA3	0.01890	0.11500	System Constraint
12/21/2019 15:13	0:01	SSA2	0.02149	0.12500	System Constraint
12/21/2019 15:13	0:01	SSA3	0.01932	0.14200	System Constraint
12/21/2019 15:14	0:01	SSA2	0.02010	0.10200	System Constraint
12/21/2019 15:16	0:01	SSA2	0.00863	0.11700	System Constraint
12/21/2019 15:16	0:01	SSA3	0.00545	0.49600	System Constraint
12/21/2019 15:16	0:01	SSA2	0.00863	0.28700	System Constraint
12/21/2019 15:16	0:01	SSA3	0.00545	0.90300	System Constraint
12/21/2019 15:18	0:01	SSA2	0.00863	0.77700	System Constraint
12/21/2019 15:19	0:01	SSA3	0.00545	2.02000	System Constraint
12/21/2019 15:19	0:01	SSA2	0.00830	1.08700	System Constraint
12/21/2019 15:20	0:01	SSA3	0.00557	0.38200	System Constraint
12/21/2019 15:20	0:01	SSA2	0.00863	0.80500	System Constraint
12/21/2019 15:20	0:01	SSA3	0.00557	1.06800	System Constraint
12/21/2019 15:21	0:01	SSA2	0.00863	0.67400	System Constraint
12/21/2019 15:21	0:01	SSA3	0.00545	0.10700	System Constraint
12/21/2019 15:22	0:01	SSA2	0.00863	0.58200	System Constraint
12/21/2019 15:22	0:01	SSA3	0.00569	1.26800	System Constraint
12/21/2019 15:22	0:01	SSA2	0.00863	1.02300	System Constraint
12/21/2019 15:23	0:01	SSA3	0.00557	1.75400	System Constraint
12/21/2019 15:49	0:01	SSA3	-0.00007	1.49400	System Constraint
12/21/2019 22:21	0:39	KWPIL	1.576486444	16.21677399	System Constraint
12/21/2019 23:03	7:00	KWPIL	70.68243758	20.70757294	System Constraint
12/22/2019 11:29	0:01	SSA2	0.00478	1.05500	System Constraint
12/22/2019 11:31	0:01	SSA3	0.00385	1.19100	System Constraint
12/22/2019 11:33	0:01	SSA2	0.00592	0.84400	System Constraint
12/22/2019 11:33	0:01	SSA3	0.00385	1.19800	System Constraint
12/22/2019 11:34	0:01	SSA3	0.00393	0.43700	System Constraint
12/22/2019 11:34	0:01	SSA2	0.00592	0.10900	System Constraint
12/22/2019 11:34	0:02	SSA3	0.00746	0.02000	System Constraint
12/22/2019 11:34	0:02	SSA2	0.01184	0.07400	System Constraint



**Maui Curtailment Report**

**December 2019**

Start Date and Time	Duration	IPP Curtailed	Estimated Curtailed MWH	Peak MW Curtailed	Reasons for Curtailment
12/22/2019 11:35	0:01	BS250	Data not available	Data not available	System Constraint
12/22/2019 11:35	0:01	ESB	Data not available	Data not available	System Constraint
12/22/2019 11:36	0:01	SSA3	0.00377	0.07100	System Constraint
12/22/2019 11:36	0:01	SSA2	0.00592	-0.00300	System Constraint
12/22/2019 11:52	0:01	SSA3	0.00713	1.11800	System Constraint
12/22/2019 11:53	0:01	SSA3	0.00713	1.19900	System Constraint
12/22/2019 11:53	0:01	SSA3	0.00698	1.25900	System Constraint
12/22/2019 11:53	0:01	SSA2	0.00508	0.86400	System Constraint
12/22/2019 11:54	0:01	SSA3	0.00729	1.01900	System Constraint
12/22/2019 11:54	0:01	SSA2	0.00529	0.50100	System Constraint
12/22/2019 11:55	0:04	BS250	Data not available	Data not available	System Constraint
12/22/2019 11:55	0:04	ESB	Data not available	Data not available	System Constraint
12/22/2019 11:55	0:08	SSA3	0.09920	0.09500	System Constraint
12/22/2019 11:55	0:08	SSA2	0.08705	0.04000	System Constraint
12/22/2019 11:57	0:07	KWPPII	0.14995292	20.60378456	System Constraint
12/22/2019 12:00	0:04	BS250	Data not available	Data not available	System Constraint
12/22/2019 12:00	0:04	ESB	Data not available	Data not available	System Constraint
12/22/2019 12:03	0:01	SSA3	0.01310	0.00000	System Constraint
12/22/2019 12:03	0:01	SSA2	0.01510	-0.00200	System Constraint
12/22/2019 12:04	0:01	SSA3	0.01339	0.14400	System Constraint
12/22/2019 12:04	0:01	SSA2	0.01510	-0.00300	System Constraint
12/22/2019 12:04	0:01	SSA3	0.01310	0.57600	System Constraint
12/22/2019 12:05	0:01	SSA2	0.01510	-0.00300	System Constraint
12/22/2019 12:05	0:01	SSA3	0.01368	0.66300	System Constraint
12/22/2019 12:06	0:01	SSA2	0.01510	-0.00300	System Constraint
12/22/2019 12:06	0:05	SSA3	0.09288	0.08100	System Constraint
12/22/2019 12:06	0:05	SSA2	0.09061	-0.00300	System Constraint
12/22/2019 12:07	0:05	BS250	Data not available	Data not available	System Constraint
12/22/2019 12:07	0:05	ESB	Data not available	Data not available	System Constraint
12/22/2019 12:07	0:05	KWPPII	0.116876443	19.91320038	System Constraint
12/22/2019 12:11	0:01	SSA3	0.01368	0.00200	System Constraint
12/22/2019 12:12	0:01	SSA2	0.01510	-0.00300	System Constraint
12/22/2019 12:12	0:01	SSA3	0.01339	0.45900	System Constraint
12/22/2019 12:13	0:01	SSA2	0.01510	0.02300	System Constraint
12/22/2019 12:13	0:01	SSA3	0.01368	0.47800	System Constraint
12/22/2019 12:13	0:01	SSA2	0.01481	0.12100	System Constraint
12/22/2019 12:13	0:01	SSA3	0.01310	0.48200	System Constraint
12/22/2019 12:14	0:01	SSA3	0.01136	0.60000	System Constraint
12/22/2019 12:14	0:01	SSA2	0.00978	0.21100	System Constraint
12/22/2019 12:15	0:01	SSA3	0.00446	0.73000	System Constraint
12/22/2019 12:15	0:01	SSA2	0.00996	0.62600	System Constraint
12/22/2019 12:16	0:01	SSA3	0.00456	0.19200	System Constraint
12/22/2019 12:16	0:01	SSA2	0.00996	1.01700	System Constraint
12/22/2019 12:17	0:01	SSA3	0.00456	0.54700	System Constraint
12/22/2019 12:17	0:01	SSA2	0.00996	0.41900	System Constraint
12/22/2019 12:17	0:01	SSA3	0.00456	0.50000	System Constraint
12/22/2019 12:18	0:01	SSA2	0.00996	0.32100	System Constraint
12/22/2019 12:18	0:01	SSA3	0.00446	0.08800	System Constraint
12/22/2019 12:19	0:01	SSA2	0.00996	0.52000	System Constraint
12/22/2019 12:19	0:01	SSA3	0.00456	0.72100	System Constraint
12/22/2019 12:19	0:01	SSA2	0.00996	0.37100	System Constraint
12/22/2019 12:20	0:01	SSA3	0.00466	0.33200	System Constraint
12/22/2019 12:23	0:01	SSA3	0.00446	0.79600	System Constraint
12/22/2019 12:23	0:01	SSA2	0.00996	1.15700	System Constraint
12/22/2019 12:23	0:01	SSA3	0.00466	0.78900	System Constraint
12/22/2019 12:24	0:01	SSA2	0.00996	0.61900	System Constraint
12/22/2019 12:25	0:01	SSA2	0.00996	0.02100	System Constraint
12/22/2019 12:25	0:02	SSA3	0.00922	0.26800	System Constraint
12/22/2019 12:26	0:01	SSA2	0.00996	0.05900	System Constraint
12/22/2019 12:26	0:15	KWPPII	0.279798412	20.68861198	System Constraint
12/22/2019 12:26	0:13	SSA2	0.22855	0.13600	System Constraint
12/22/2019 12:26	0:01	SSA3	0.00466	0.04100	System Constraint
12/22/2019 12:27	0:12	SSA3	0.15174	0.01100	System Constraint
12/22/2019 12:28	0:13	BS250	Data not available	Data not available	System Constraint
12/22/2019 12:28	0:13	ESB	Data not available	Data not available	System Constraint
12/22/2019 12:39	0:01	SSA2	0.01702	0.00100	System Constraint
12/22/2019 12:40	0:01	SSA3	0.01039	0.00400	System Constraint
12/22/2019 12:41	0:01	SSA3	0.01062	0.51800	System Constraint
12/22/2019 12:41	0:01	SSA2	0.01702	0.13500	System Constraint
12/22/2019 12:41	0:01	SSA3	0.01039	0.80400	System Constraint
12/22/2019 14:09	0:01	SSA3	-0.00072	0.79600	System Constraint
12/22/2019 14:10	0:14	KWPPII	2.222107649	20.60178947	System Constraint
12/22/2019 15:04	0:01	KWPPII	0.000482345	0.028940704	System Constraint





**Maui Curtailment Report**

**December 2019**

Start Date and Time	Duration	IPP Curtailed	Estimated Curtailed MWH	Peak MW Curtailed	Reasons for Curtailment
12/24/2019 9:46	0:01	KWP11	0.000498978	0.029938659	Oversupply
12/25/2019 12:49	0:01	AWE	0.001666667	0.10000001	Oversupply
12/27/2019 3:01	1:10	KWP11	3.754374711	17.30055237	System Constraint
12/27/2019 5:01	0:11	KWP11	0.37638553	16.92332649	System Constraint
12/27/2019 11:30	0:01	AWE	0.003333333	0.200000003	System Constraint
12/28/2019 9:19	0:01	SSA2	0.01047	1.33400	System Constraint
12/28/2019 9:19	0:01	SSA3	0.01038	1.69900	System Constraint
12/28/2019 9:20	0:01	SSA2	0.01047	1.32000	System Constraint
12/28/2019 9:20	0:01	SSA3	0.01016	0.24000	System Constraint
12/28/2019 9:20	0:01	SSA2	0.01047	0.24500	System Constraint
12/28/2019 9:21	0:01	SSA3	0.01038	0.21100	System Constraint
12/28/2019 9:21	0:01	SSA2	0.01047	0.34900	System Constraint
12/28/2019 9:22	0:01	SSA3	0.01038	0.88200	System Constraint
12/28/2019 9:22	0:01	SSA2	0.01027	0.64600	System Constraint
12/28/2019 9:22	0:01	SSA3	0.01038	0.51800	System Constraint
12/28/2019 9:23	0:01	SSA2	0.01047	0.35000	System Constraint
12/28/2019 9:23	0:01	SSA3	0.01038	0.87700	System Constraint
12/28/2019 9:24	0:01	SSA2	0.01047	0.89300	System Constraint
12/28/2019 9:24	0:01	SSA3	0.01038	0.81800	System Constraint
12/28/2019 9:25	0:01	SSA3	0.01016	0.70400	System Constraint
12/28/2019 9:25	0:01	SSA2	0.01047	0.56300	System Constraint
12/28/2019 9:25	0:07	SSA3	0.11881	0.07000	System Constraint
12/28/2019 9:26	0:07	BS250	Data not available	Data not available	System Constraint
12/28/2019 9:26	0:07	SSA2	0.10349	0.01500	System Constraint
12/28/2019 9:27	0:07	KWP11	0.184710026	19.17970276	System Constraint
12/28/2019 9:30	0:03	ESB	Data not available	Data not available	System Constraint
12/28/2019 9:32	0:01	SSA3	0.01742	0.00700	System Constraint
12/28/2019 9:33	0:01	SSA2	0.01655	0.00000	System Constraint
12/28/2019 9:33	0:01	SSA3	0.01781	0.11800	System Constraint
12/28/2019 9:33	0:01	SSA2	0.01655	0.15800	System Constraint
12/28/2019 9:34	0:01	SSA3	0.01781	0.31200	System Constraint
12/28/2019 9:34	0:01	SSA2	0.01655	0.35000	System Constraint
12/28/2019 9:35	0:01	SSA3	0.01781	0.15300	System Constraint
12/28/2019 9:35	0:01	SSA2	0.01655	0.63300	System Constraint
12/28/2019 9:38	0:01	SSA3	0.01742	1.29600	System Constraint
12/28/2019 9:38	0:01	SSA2	0.01655	1.08500	System Constraint
12/28/2019 9:38	0:01	SSA3	0.01781	1.41500	System Constraint
12/28/2019 9:39	0:01	SSA2	0.01655	1.22300	System Constraint
12/28/2019 9:39	0:01	SSA3	0.01781	1.02700	System Constraint
12/28/2019 9:39	0:01	SSA2	0.01655	0.70500	System Constraint
12/28/2019 9:40	0:01	SSA3	0.01781	0.44300	System Constraint
12/28/2019 9:40	0:01	SSA2	0.01655	0.10900	System Constraint
12/28/2019 9:41	0:01	SSA3	0.01742	0.14000	System Constraint
12/28/2019 9:41	0:03	SSA2	0.04964	0.39600	System Constraint
12/28/2019 9:41	0:01	SSA3	0.01819	0.11400	System Constraint
12/28/2019 9:42	0:01	BS250	Data not available	Data not available	System Constraint
12/28/2019 9:42	0:01	ESB	Data not available	Data not available	System Constraint
12/28/2019 9:42	0:03	KWP11	0.012997087	18.65677452	System Constraint
12/28/2019 9:42	0:01	SSA3	0.03484	0.00600	System Constraint
12/28/2019 9:44	0:01	SSA3	0.01781	0.05100	System Constraint
12/28/2019 9:44	0:01	SSA2	0.01619	-0.00300	System Constraint
12/28/2019 9:45	0:01	SSA3	0.01755	0.13500	System Constraint
12/28/2019 9:45	0:01	SSA2	0.01675	-0.00300	System Constraint
12/28/2019 9:45	0:04	SSA3	0.08777	0.11000	System Constraint
12/28/2019 9:46	0:01	SSA2	0.01611	-0.00300	System Constraint
12/28/2019 9:46	0:02	SSA2	0.03351	-0.00300	System Constraint
12/28/2019 9:47	0:01	BS250	Data not available	Data not available	System Constraint
12/28/2019 9:47	0:01	ESB	Data not available	Data not available	System Constraint
12/28/2019 9:47	0:02	KWP11	0.010119025	18.05700302	System Constraint
12/28/2019 9:48	0:01	SSA2	0.01675	0.05200	System Constraint
12/28/2019 9:49	0:02	BS250	Data not available	Data not available	System Constraint
12/28/2019 9:49	0:02	ESB	Data not available	Data not available	System Constraint
12/28/2019 9:49	0:02	SSA2	0.03351	0.01600	System Constraint
12/28/2019 9:49	0:02	SSA3	0.03511	0.01000	System Constraint
12/28/2019 9:50	0:02	KWP11	0.017483584	18.22565842	System Constraint
12/28/2019 9:51	0:01	SSA3	0.01717	0.03900	System Constraint
12/28/2019 9:51	0:01	SSA2	0.01675	0.07300	System Constraint
12/28/2019 9:51	0:01	SSA3	0.01755	0.27300	System Constraint
12/28/2019 9:52	0:01	SSA2	0.01675	0.59900	System Constraint
12/28/2019 9:52	0:01	SSA3	0.01755	0.96200	System Constraint
12/28/2019 9:52	0:01	SSA2	0.01675	1.13300	System Constraint
12/28/2019 9:53	0:01	SSA3	0.01793	1.35300	System Constraint
12/28/2019 9:53	0:01	SSA2	0.01675	1.22700	System Constraint



Maui Curtailment Report

December 2019

Start Date and Time	Duration	IPP Curtailed	Estimated Curtailed MWH	Peak MW Curtailed	Reasons for Curtailment
12/28/2019 9:54	0:01	SSA3	0.01717	1.35700	System Constraint
12/28/2019 9:54	0:01	SSA2	0.01675	0.78400	System Constraint
12/28/2019 9:54	0:01	SSA3	0.01793	1.05200	System Constraint
12/28/2019 9:55	0:01	SSA2	0.01675	1.44500	System Constraint
12/28/2019 9:55	0:01	SSA3	0.01755	1.22200	System Constraint
12/28/2019 9:56	0:01	SSA2	0.01675	0.81800	System Constraint
12/28/2019 9:56	0:01	SSA3	0.01755	1.32500	System Constraint
12/28/2019 9:57	0:01	SSA2	0.01675	0.62800	System Constraint
12/28/2019 9:57	0:01	SSA3	0.01755	0.58800	System Constraint
12/28/2019 9:58	0:01	SSA3	0.01793	0.96200	System Constraint
12/28/2019 9:58	0:01	SSA2	0.01675	1.16200	System Constraint
12/28/2019 9:58	0:01	SSA3	0.01717	1.57200	System Constraint
12/28/2019 9:58	0:01	SSA2	0.01675	1.17500	System Constraint
12/28/2019 9:59	0:01	SSA3	0.01731	1.10300	System Constraint
12/28/2019 9:59	0:01	SSA2	0.01685	0.89700	System Constraint
12/28/2019 10:01	0:01	SSA3	0.01993	2.11500	System Constraint
12/28/2019 10:01	0:01	SSA2	0.01913	1.84500	System Constraint
12/28/2019 10:01	0:01	SSA3	0.01951	1.00400	System Constraint
12/28/2019 10:02	0:01	SSA2	0.01913	0.10300	System Constraint
12/28/2019 10:02	0:01	SSA3	0.01993	1.38800	System Constraint
12/28/2019 10:03	0:01	SSA2	0.01913	1.16400	System Constraint
12/28/2019 10:03	0:01	SSA3	0.01908	1.50600	System Constraint
12/28/2019 10:04	0:01	SSA3	0.01951	0.45400	System Constraint
12/28/2019 10:04	0:01	SSA2	0.01839	0.60200	System Constraint
12/28/2019 10:04	0:01	SSA3	0.01951	0.63100	System Constraint
12/28/2019 10:05	0:01	SSA2	0.01913	0.30000	System Constraint
12/28/2019 10:05	0:01	SSA3	0.01908	0.94900	System Constraint
12/28/2019 10:05	0:01	SSA2	0.01913	0.65900	System Constraint
12/28/2019 10:06	0:01	SSA3	0.01993	0.64700	System Constraint
12/28/2019 10:06	0:01	SSA2	0.01913	0.52800	System Constraint
12/28/2019 10:07	0:01	SSA3	0.01993	0.28200	System Constraint
12/28/2019 10:07	0:01	SSA2	0.01913	0.35300	System Constraint
12/28/2019 10:08	0:01	SSA3	0.01908	1.12600	System Constraint
12/28/2019 10:08	0:01	SSA2	0.01913	0.43800	System Constraint
12/28/2019 10:08	0:01	SSA3	0.01993	0.11200	System Constraint
12/28/2019 10:09	0:01	SSA2	0.01913	0.36900	System Constraint
12/28/2019 10:09	0:01	SSA3	0.01993	0.70700	System Constraint
12/28/2019 10:10	0:01	SSA2	0.01913	0.76500	System Constraint
12/28/2019 10:10	0:01	SSA3	0.01951	0.82200	System Constraint
12/28/2019 10:11	0:01	SSA2	0.01876	0.18800	System Constraint
12/28/2019 10:11	0:25	SSA3	0.75195	0.05600	System Constraint
12/28/2019 10:11	0:24	SSA2	0.70803	0.03000	System Constraint
12/28/2019 10:12	0:24	BS250	Data not available	Data not available	System Constraint
12/28/2019 10:12	0:24	ESB	Data not available	Data not available	System Constraint
12/28/2019 10:12	0:24	KWPPII	1.063078006	16.06907654	System Constraint
12/28/2019 10:35	0:01	SSA3	0.01496	0.00400	System Constraint
12/28/2019 10:36	0:01	SSA2	0.01974	0.04900	System Constraint
12/28/2019 10:36	0:01	SSA3	0.01528	0.36000	System Constraint
12/28/2019 10:37	0:01	SSA2	0.01974	0.36400	System Constraint
12/28/2019 10:37	0:01	SSA3	0.01528	0.72800	System Constraint
12/29/2019 6:14	0:01	KWPPII	0.00089816	0.053889588	System Constraint
12/29/2019 10:10	0:01	KWPPII	0.000316019	0.01896115	System Constraint
12/29/2019 23:47	0:14	KWPPII	0.412558063	16.1149826	System Constraint
12/30/2019 0:21	0:02	KWPPII	0.017882268	12.87761497	System Constraint
12/30/2019 0:35	0:08	KWPPII	0.196216718	11.50043678	System Constraint
12/30/2019 0:48	0:05	KWPPII	0.122731558	12.48142719	System Constraint
12/30/2019 0:56	0:06	KWPPII	0.291171352	10.64419079	System Constraint
12/30/2019 1:30	0:29	KWPPII	1.509698749	14.06318569	System Constraint
12/30/2019 9:01	0:01	SSA2	0.00112	1.09700	System Constraint
12/30/2019 9:02	0:01	SSA3	-0.00090	1.53700	System Constraint
12/30/2019 13:27	0:01	KWPPII	0.000299387	0.017963195	System Constraint
12/31/2019 0:07	0:34	KWPPII	2.232847913	20.13274956	System Constraint
12/31/2019 0:43	0:03	KWPPII	0.042901103	18.16378403	System Constraint
12/31/2019 0:47	0:02	KWPPII	0.00272646	17.7566185	System Constraint
12/31/2019 0:53	0:02	KWPPII	0.024410502	17.17181587	System Constraint
12/31/2019 1:51	0:02	KWPPII	0.051775297	15.95630741	System Constraint
12/31/2019 1:54	0:02	KWPPII	0.015810792	14.9164381	System Constraint
12/31/2019 1:57	0:04	KWPPII	0.039870199	16.24571419	System Constraint
12/31/2019 6:15	0:02	KWPPII	0.022672494	17.05605316	System Constraint
12/31/2019 6:49	0:02	BS250	Data not available	Data not available	System Constraint
12/31/2019 6:49	0:02	ESB	Data not available	Data not available	System Constraint
12/31/2019 6:50	0:02	KWPPII	0.029532878	20.4780426	System Constraint
12/31/2019 6:52	0:02	BS250	Data not available	Data not available	System Constraint



**Maui Curtailment Report**

**December 2019**

Start Date and Time	Duration	IPP Curtailed	Estimated Curtailed MWH	Peak MW Curtailed	Reasons for Curtailment
12/31/2019 6:52	0:02	ESB	Data not available	Data not available	System Constraint
12/31/2019 6:53	0:01	KWPPII	0.008007717	20.62973213	System Constraint
12/31/2019 8:16	0:01	SSA2	0.00283	0.40100	System Constraint
12/31/2019 9:59	0:01	SSA3	-0.00078	2.13300	System Constraint
12/31/2019 9:59	0:01	SSA2	-0.00027	1.89700	System Constraint
12/31/2019 9:59	0:01	SSA3	0.00271	2.14300	System Constraint
12/31/2019 10:00	0:01	SSA2	0.00390	0.10200	System Constraint
12/31/2019 10:03	0:01	SSA3	0.00527	2.16900	System Constraint
12/31/2019 10:03	0:01	SSA2	0.00397	1.93000	System Constraint
12/31/2019 10:04	0:01	SSA3	0.00516	1.65900	System Constraint
12/31/2019 10:04	0:01	SSA2	0.00397	0.10400	System Constraint
12/31/2019 10:05	0:01	SSA3	0.00527	0.09200	System Constraint
12/31/2019 10:05	0:01	SSA2	0.00397	1.38300	System Constraint
12/31/2019 10:15	0:01	SSA2	0.01934	2.11100	System Constraint
12/31/2019 10:15	0:01	SSA3	0.02482	2.27600	System Constraint
12/31/2019 10:16	0:01	SSA2	0.01934	0.87400	System Constraint
12/31/2019 10:16	0:01	SSA3	0.02537	2.28100	System Constraint
12/31/2019 10:16	0:01	SSA3	0.02537	0.03500	System Constraint
12/31/2019 10:16	0:01	SSA2	0.01860	0.73800	System Constraint
12/31/2019 10:17	0:01	SSA3	0.02482	0.61300	System Constraint
12/31/2019 10:17	0:01	SSA2	0.01934	0.13600	System Constraint
12/31/2019 10:18	0:01	SSA3	0.02537	0.04800	System Constraint
12/31/2019 10:18	4:50	SSA2	12.06645	0.25000	System Constraint
12/31/2019 10:19	4:49	BS250	Data not available	Data not available	System Constraint
12/31/2019 10:19	4:49	ESB	Data not available	Data not available	System Constraint
12/31/2019 10:19	4:50	SSA3	12.34508	0.02900	System Constraint
12/31/2019 10:20	4:49	KWPPII	47.52778657	20.70757294	System Constraint
12/31/2019 15:08	0:01	SSA2	0.02928	0.08900	System Constraint
12/31/2019 15:08	0:01	SSA3	0.02269	0.10100	System Constraint
12/31/2019 15:09	0:01	SSA2	0.03045	0.32300	System Constraint
12/31/2019 15:09	0:01	SSA3	0.02269	0.33400	System Constraint
12/31/2019 15:10	0:01	SSA2	0.03045	0.55200	System Constraint
12/31/2019 15:10	0:01	SSA3	0.02319	1.03000	System Constraint
12/31/2019 15:11	0:01	SSA2	0.03045	1.05700	System Constraint
12/31/2019 15:11	0:01	SSA3	0.02319	0.71500	System Constraint
12/31/2019 15:11	0:01	SSA3	0.02319	0.87500	System Constraint
12/31/2019 15:11	0:01	SSA2	0.03045	1.09500	System Constraint
12/31/2019 15:12	0:01	SSA3	0.02269	0.82600	System Constraint
12/31/2019 15:12	0:01	SSA2	0.03045	1.25900	System Constraint
12/31/2019 15:13	0:01	SSA3	0.02319	1.24400	System Constraint
12/31/2019 15:13	0:01	SSA2	0.03045	2.19000	System Constraint
12/31/2019 15:14	0:01	SSA3	0.02319	1.47800	System Constraint
12/31/2019 15:14	0:01	SSA2	0.01913	1.47200	System Constraint
12/31/2019 15:14	0:01	SSA3	0.00438	1.01200	System Constraint
12/31/2019 15:15	0:01	SSA2	0.00105	1.75500	System Constraint
12/31/2019 15:15	0:01	SSA3	-0.00059	1.48300	System Constraint
12/31/2019 15:16	0:01	SSA2	0.00105	1.15900	System Constraint
12/31/2019 15:16	0:01	SSA3	-0.00061	1.52800	System Constraint
12/31/2019 22:02	0:01	KWPPII	0.001704502	19.4960537	System Constraint
12/31/2019 22:09	0:02	KWPPII	0.007181199	20.53692245	System Constraint
12/31/2019 23:31	0:29	KWPPII	1.914545012	19.04597664	System Constraint
<b>Total Estimated Curtailed MWh</b>			<b>1,057.934</b>		

**Notes:**

- Curtailment for Kaheawa Wind Power ("KWP"), Makila Hydroelectric ("MH"), AAAAA Rent-A-Space Maui LTD ("5A"), Bioreal Solar, LLC ("BS"), Auwahi Wind Energy ("AWE"), Kaheawa Wind Power II ("KWPPII") Bioreal Solar 250, LLC ("BS250"), Extra Spaces A ("ESA"), Extra Spaces B ("ESB"), SSA Solar of Hawaii 3 ("SSA 3") fka South Maui Renewable Resources ("SMRR"), and SSA Solar of HI 2 ("SSA 2") fka Ku'ia Solar ("KS") may now be controlled by Maui Electric's Automatic Generation Control System ("AGC") or a Maui Electric operator-entered curtailment limit. The AGC curtailment control automatically calculates the amount of Maximum Allowable Variable Generation ("MAVG") that Maui Electric can accept into the Maui system, based on the system current available variable generation ("CAVG"), regulating reserve down requirement ("RRDR"), and available regulating reserve down ("ARRD"). Thus, the AGC MAVG - calculated is equal to CAVG less (RRDR less ARRD). Additionally, the AGC curtailment control allows the Maui Electric operator to enter an AGC MAVG value. The AGC curtailment control will employ the lesser of the AGC MAVG - calculated and AGC MAVG - entered values in the control logic.
- Curtailment signals sent to 5A, BS, BS250, ESA, ESB, SSA 3 (fka SMRR), or SSA 2 (fka KS) during nighttime hours only are not recorded as curtailment events because no energy generation is possible during that time.
- The curtailment reasons have been modified to oversupply, system constraints, and facility requested, to provide continuity with HPUC Docket No. 2013-0141 Decoupling for HECO companies metrics.
- The data to calculate the Estimated Curtailed MWH and Peak MW Curtailed is not provided by 5A, BS, BS 250, ESA, ESB, and MH
- The MH and ESB facilities were offline for the entire month of December. No curtailment events recorded.
- The Estimated Curtailed MWH and Peak MW Curtailed are calculated with information provided by AWE, KWP, KWPPII, SSA 2 (fka KS) and SSA 3 (fka SMRR). Maui Electric does not make any representation as to its accuracy.



Lanai Curtailment Report

December 2019

Start Date and Time	Duration	IPP Curtailed	Estimated MWh Curtailed	Peak MW Curtailed	Reasons for Curtailment
12/1/2019 7:34	0:41	LSR	Data is not available	Data is not available	Oversupply
12/2/2019 9:20	0:01	LSR	Data is not available	Data is not available	Oversupply
12/2/2019 9:23	1:52	LSR	Data is not available	Data is not available	Oversupply
12/2/2019 11:16	0:04	LSR	Data is not available	Data is not available	Oversupply
12/2/2019 11:23	0:08	LSR	Data is not available	Data is not available	Oversupply
12/10/2019 7:57	1:15	LSR	Data is not available	Data is not available	Oversupply
12/10/2019 13:34	0:01	LSR	Data is not available	Data is not available	Oversupply
12/10/2019 13:36	0:04	LSR	Data is not available	Data is not available	Oversupply
12/16/2019 10:52	0:43	LSR	Data is not available	Data is not available	Oversupply
12/16/2019 14:44	0:51	LSR	Data is not available	Data is not available	Oversupply
12/17/2019 8:35	0:01	LSR	Data is not available	Data is not available	Oversupply
12/17/2019 8:37	0:04	LSR	Data is not available	Data is not available	Oversupply
12/17/2019 8:44	0:12	LSR	Data is not available	Data is not available	Oversupply
12/17/2019 8:57	0:04	LSR	Data is not available	Data is not available	Oversupply
12/17/2019 9:04	0:12	LSR	Data is not available	Data is not available	Oversupply
12/17/2019 9:17	0:04	LSR	Data is not available	Data is not available	Oversupply
12/17/2019 9:25	0:11	LSR	Data is not available	Data is not available	Oversupply
12/17/2019 9:37	0:04	LSR	Data is not available	Data is not available	Oversupply
12/17/2019 9:45	0:12	LSR	Data is not available	Data is not available	Oversupply
12/17/2019 9:58	0:04	LSR	Data is not available	Data is not available	Oversupply
12/17/2019 10:05	0:07	LSR	Data is not available	Data is not available	Oversupply
12/17/2019 12:14	0:01	LSR	Data is not available	Data is not available	Oversupply
12/17/2019 12:17	0:02	LSR	Data is not available	Data is not available	Oversupply
12/17/2019 12:21	0:03	LSR	Data is not available	Data is not available	Oversupply
12/17/2019 12:27	0:03	LSR	Data is not available	Data is not available	Oversupply
12/17/2019 12:31	0:08	LSR	Data is not available	Data is not available	Oversupply
12/17/2019 12:40	0:03	LSR	Data is not available	Data is not available	Oversupply
12/17/2019 12:44	0:01	LSR	Data is not available	Data is not available	Oversupply
12/17/2019 12:47	0:01	LSR	Data is not available	Data is not available	Oversupply
12/17/2019 12:49	0:05	LSR	Data is not available	Data is not available	Oversupply
12/18/2019 8:36	0:01	LSR	Data is not available	Data is not available	Oversupply
12/18/2019 8:42	0:12	LSR	Data is not available	Data is not available	Oversupply
12/18/2019 8:55	0:04	LSR	Data is not available	Data is not available	Oversupply
12/18/2019 9:02	0:12	LSR	Data is not available	Data is not available	Oversupply
12/18/2019 9:15	0:04	LSR	Data is not available	Data is not available	Oversupply
12/18/2019 9:23	0:06	LSR	Data is not available	Data is not available	Oversupply
12/18/2019 9:47	0:03	LSR	Data is not available	Data is not available	Oversupply
12/18/2019 9:51	0:19	LSR	Data is not available	Data is not available	Oversupply
12/18/2019 10:11	0:04	LSR	Data is not available	Data is not available	Oversupply
12/18/2019 10:16	0:04	LSR	Data is not available	Data is not available	Oversupply
12/18/2019 10:23	0:01	LSR	Data is not available	Data is not available	Oversupply

Notes:

On June 27, 2012, Maui Electric notified LSR that although LSR has not operated in compliance with the revised ramp rate of 360 kW/minute, Maui Electric would conditionally allow LSR to operate at the allowed capacity of 1.2 MW while the Maui Electric-Lanai Diesel Operator was in the control room.

LSR possible output data is not available. Therefore, Maui Electric assumes LSR is curtailed if the LSR curtailment set point is less than 1,200 kW and LSR's output is within 50 kW of the curtailment set point.

The curtailment reasons have been modified to oversupply, system constraints, and facility requested, to provide continuity with HPUC Docket No. 2013-0141 Decoupling for HECO companies metrics.

Hawai'i Electric Light Company Curtailment Report Dec 2019

Start Date/Time	MW output prior to start of curtailment	End Date/Time	MW output after curtailment released <sup>1</sup>	IPP	Reason for Curtailment
12/13/19 08:50	18.7 MW	12/14/19 05:49	18.1 MW	Pakini Nui Windfarm	Facility requested
12/17/19 01:11	14.3 MW	12/17/19 01:28	14.1 MW	Pakini Nui Windfarm	Facility requested
12/17/19 01:31	17.1 MW	12/17/19 04:42	16.9 MW	Pakini Nui Windfarm	Facility requested
12/18/19 04:34	19.9 MW	12/18/19 09:08	19.0 MW	Pakini Nui Windfarm	Facility requested
12/20/19 08:22	18.7 MW	12/20/19 11:53	18.7 MW	Pakini Nui Windfarm	Facility requested
12/20/19 15:53	19.8 MW	12/21/19 08:32	17.0 MW	Pakini Nui Windfarm	Facility requested
12/21/19 13:19	19.9 MW	12/22/19 08:26	19.8 MW	Pakini Nui Windfarm	Facility requested
12/22/19 10:15	19.9 MW	12/23/19 05:30	19.0 MW	Pakini Nui Windfarm	Facility requested
12/30/19 10:01	19.1 MW	12/30/19 14:37	17.0 MW	Pakini Nui Windfarm	Facility requested

<sup>1</sup> The MW output values are taken soon after curtailment is released by Hawai'i Electric Light and may not reflect their full output depending on ramp rate for the facility. The wind farms generally return immediately to full available levels, whereas PGV and Wailuku may take longer to return to scheduled or full available output levels.

SERVICE LIST  
(Docket No. 2011-0206)

DEAN NISHINA EXECUTIVE DIRECTOR DEPARTMENT OF COMMERCE AND CONSUMER AFFAIRS DIVISION OF CONSUMER ADVOCACY P.O. Box 541 Honolulu, HI 96809	2 Copies Via Hand Delivery
GREGG J. KINKLEY, ESQ. DEPARTMENT OF THE ATTORNEY GENERAL 425 Queen Street Honolulu, Hawaii 96813 Counsel for DBEDT	1 Copy Electronically Transmitted
DANIEL W.S. LAWRENCE, ESQ. DEPARTMENT OF THE CORPORATION COUNSEL CITY AND COUNTY OF HONOLULU 530 S. King Street, Room 110 Honolulu, HI 96813 Counsel for the CITY AND COUNTY OF HONOLULU	1 Copy Electronically Transmitted
JOSEPH K. KAMELAMELA ANGELIC M. HO DEPARTMENT OF THE CORPORATION COUNSEL COUNTY OF HAWAII 101 Aupuni Street, Suite 325 Hilo, HI 96720 Counsel for the COUNTY OF HAWAII	1 Copy Electronically Transmitted
HENRY Q CURTIS VICE PRESIDENT FOR CONSUMER ISSUES LIFE OF THE LAND P.O. Box 37158 Honolulu, HI 96837-0158	1 Copy Electronically Transmitted
MELISSA MIYASHIRO (9360) CHIEF OF STAFF BLUE PLANET FOUNDATION 55 Merchant Street, 17th Floor Honolulu, HI 96813	1 Copy Electronically Transmitted

SERVICE LIST  
(Docket No. 2011-0206)

ISAAC MORIWAKE, ESQ.  
DAVID HENKIN, ESQ.  
EARTHJUSTICE  
850 Richards Street, Suite 400  
Honolulu, HI 96813-4501  
Counsel for HAWAII SOLAR ENERGY ASSOCIATION

1 Copy  
Electronically Transmitted

RICK REED  
DIRECTOR  
HAWAII SOLAR ENERGY ASSOCIATION  
761 Ahua Street  
Honolulu, HI 96819

1 Copy  
Electronically Transmitted

KENT D. MORIHARA, ESQ.  
KRIS N. NAKAGAWA, ESQ.  
LAUREN M. IMADA-LEE, ESQ.  
TANYA M. FERNANDES, ESQ.  
MoriHara Lau & Fong LLP  
841 Bishop Street, Suite 400  
Honolulu, Hawaii 96813  
Counsel for KAUAI ISLAND UTILITY COOPERATIVE

1 Copy  
Electronically Transmitted

ERIK W. KVAM  
CHIEF EXECUTIVE OFFICER  
ZERO EMISSIONS LEASING LLC  
4188-4 Keanu Street  
Honolulu, HI 96816

1 Copy  
Electronically Transmitted

SANDRA-ANN Y.H. WONG, ESQ.  
ATTORNEY AT LAW, A LAW CORPORATION  
1050 Bishop Street, #514  
Honolulu, HI 96813  
Counsel for TAWHIRI POWER LLC

1 Copy  
Electronically Transmitted

RILEY SAITO  
73-1294 Awakea Street  
Kailua-Kona, HI 96740  
For SOLAR ENERGY INDUSTRIES ASSOCIATION

1 Copy  
Electronically Transmitted

DEAN T. YAMAMOTO, ESQ.  
YAMAMOTO & SETTLE  
1100 Alakea Street, Suite 3100  
Honolulu, HI 96813  
Counsel for CASTLE & COOKE HOMES HAWAII, INC.,  
CASTLE & COOKE RESORTS, LLC and  
LANAI SUSTAINABILITY RESEARCH, LLC

1 Copy  
Electronically Transmitted

SERVICE LIST  
(Docket No. 2011-0206)

MICHAEL J. HOPPER, ESQ. DEPUTY CORPORATION COUNSEL DEPARTMENT OF THE CORPORATION COUNSEL COUNTY OF MAUI 200 S. High Street Wailuku, HI 96793 Counsel for the COUNTY OF MAUI	1 Copy Electronically Transmitted
CURTIS SEYMOUR SENIOR MANAGER, GOVERNMENT AFFAIRS SUN EDISON LLC 600 Clipper Drive Belmont, CA 94002	1 Copy Electronically Transmitted
MONA W. CLARK, ESQ. OFFICE OF THE COUNTY ATTORNEY COUNTY OF KAUAI 4444 Rice Street, Suite 200 Lihue, HI 96766-1300	1 Copy Electronically Transmitted
BRADLEY ALBERT PRESIDENT HAWAII PV COALITION P.O. Box 81501 Haiku, HI 96708	1 Copy Electronically Transmitted
HILTON H. UNEMORI ECM, INC. 130 N. Market Street Wailuku, HI 96793-1716 For SOUTH MAUI RENEWABLE RESOURCES, LLC	1 Copy Electronically Transmitted
SKY STANFIELD SHUTE, MIHALY & WEINBERGER LLP 396 Hayes Street San Francisco, CA 94102 For the INTERSTATE RENEWABLE ENERGY COUNCIL	1 Copy Electronically Transmitted
PETE COOPER SOLARCITY CORPORATION REGIONAL DIRECTOR, HAWAII 599 Kahelu Street Mililani, HI 96789	1 Copy Electronically Transmitted



SERVICE LIST  
(Docket No. 2011-0206)

ALISON SILVERSTEIN  
19213 Luedtke Lane  
Pflugerville, TX 78660

1 Copy  
Electronically Transmitted

BRENDAN KIRBY  
12011 SW Pineapple Court  
Palm City, FL 34990

1 Copy  
Electronically Transmitted