



August 30, 2019

FILED

2019 AUG 30 P 4: 00

PUBLIC UTILITIES
COMMISSION

The Honorable Chair and Members
of the Hawai'i Public Utilities Commission
Kekuanaoa Building, 1st Floor
465 South King Street
Honolulu, Hawai'i 96813

Dear Commissioners:

Subject: Docket No. 2011-0206
Reliability Standards Working Group
Monthly Report

In accordance with Ordering Paragraph 3 of Order No. 30371, filed May 4, 2012 in the subject proceeding, enclosed as Exhibit A is the Hawaiian Electric Companies'¹ monthly report for July 2019 on: (1) system frequency control performance during month; (2) significant system events during month; and (3) curtailment of non-dispatchable renewable resources.

An electronic copy of each report is also included with this filing, as the files are voluminous, and therefore are being provided on a compact disc ("CD") to both the Commission and the Consumer Advocate. Any party to this proceeding may obtain a copy of this CD by emailing Marisa Chun at marisa.chun@hawaiianelectric.com.

Sincerely,

Kevin M. Katsura
Director
Regulatory Non-Rate Proceedings

Enclosure

c: Service List

¹ Hawaiian Electric Company, Inc., Hawai'i Electric Light Company, Inc., and Maui Electric Company, Limited are collectively referred to as the "Hawaiian Electric Companies" or "Companies."

The Commission's Order No. 30371 (Docket No 2011-0206 – Relating To Various Matters in RSWG Process), filed May 4, 2012, ordered the following information for each island grid:

- (1) System frequency control performance during month:
 - a) Frequency duration plot based on the highest resolution SCADA data available for the month detailing how many seconds each power system operated at frequencies above 60 hertz and at frequencies below 60 Hz.
 - b) Tabulation of the number, magnitude and duration of frequency excursions (high and low) outside normal frequency control range (59.95 to 60.05 Hz).

The following provides information with respect to items 1a) through 1b) – (all statements are current as of the month ending July 31, 2019):

1a) Frequency duration plot based on the highest resolution SCADA data available for the month detailing how many seconds each power system operated at frequencies above 60 hertz and at frequencies below 60 Hz:

The frequency duration plots for Hawaiian Electric, Maui Electric (Maui Division) and Hawai'i Electric Light based on two-second data are provided in Attachment 1, and the enclosed Excel files. Refer to the electronic files for the individual data points because the information is voluminous and does not translate well to a hard copy.

1b) Tabulation of the number, magnitude and duration of frequency excursions (high and low) outside normal frequency control range (59.95 to 60.05 Hz):

Tabulation of the number, magnitude and duration of frequency excursions outside of the frequency range of 59.95 Hz to 60.05 Hz for Hawaiian Electric, Maui Electric (Maui Division) and Hawai'i Electric Light are provided in Attachment 2, and the enclosed Excel files. Refer to the electronic files for the individual data points because the information is voluminous and does not translate well to a hard copy.

- (2) Significant system events during month:
 - a) Tabulation of contingency reserve activations including date and time, MW magnitude, duration, and triggering event.
 - b) Tabulation of under frequency load shed activations including date and time, triggering frequency, MW magnitude, duration, and triggering event.
 - c) Tabulation of demand response activations for system events, including date and time, MW magnitude, duration, and triggering event, (excluding demand response utilization for unit commitment deferral or system operations economics.)

The following provides information with respect to items 2a) through 2c) – (all statements are current as of the month ending July 31, 2019):

2a) Tabulation of contingency reserve activations including date and time, MW magnitude, duration, and triggering event:

Hawaiian Electric's contingency reserve activations are provided in Attachment 3. Maui Electric and Hawai'i Electric Light do not operate with contingency reserve requirements.

2b) Tabulation of under frequency load shed activations including date and time, triggering frequency, MW magnitude, duration, and triggering event:

Hawaiian Electric, Hawai'i Electric Light, and Maui Electric's under frequency load shed activations are provided in Attachment 4.

2c) Tabulation of demand response activations for system events, including date and time, MW magnitude, duration, and triggering event, (excluding demand response utilization for unit commitment deferral or system operations economics.)

Hawaiian Electric's demand response activations for system events are provided in Attachment 5. Hawai'i Electric Light currently does not have a demand response program. Maui Electric has implemented the Fast Demand Response pilot program on a limited basis. Hawai'i Electric Light plans to use the findings of Maui Electric's pilot program to help in the evaluation and development of future demand response programs. Maui Electric executes a weekly testing protocol which measures customer participation. This program is not currently used in response to actual system events. Therefore, Attachment 5 is not being provided for this reporting period.

- (3) Curtailment of non-dispatchable renewable resources:
- (a) Tabulation of each curtailment event for each resource including the starting date and time, duration, megawatt hours curtailed, peak MW curtailed, and reason for curtailment.
 - (b) Total MWh of non-dispatchable renewable resources curtailed for the month.

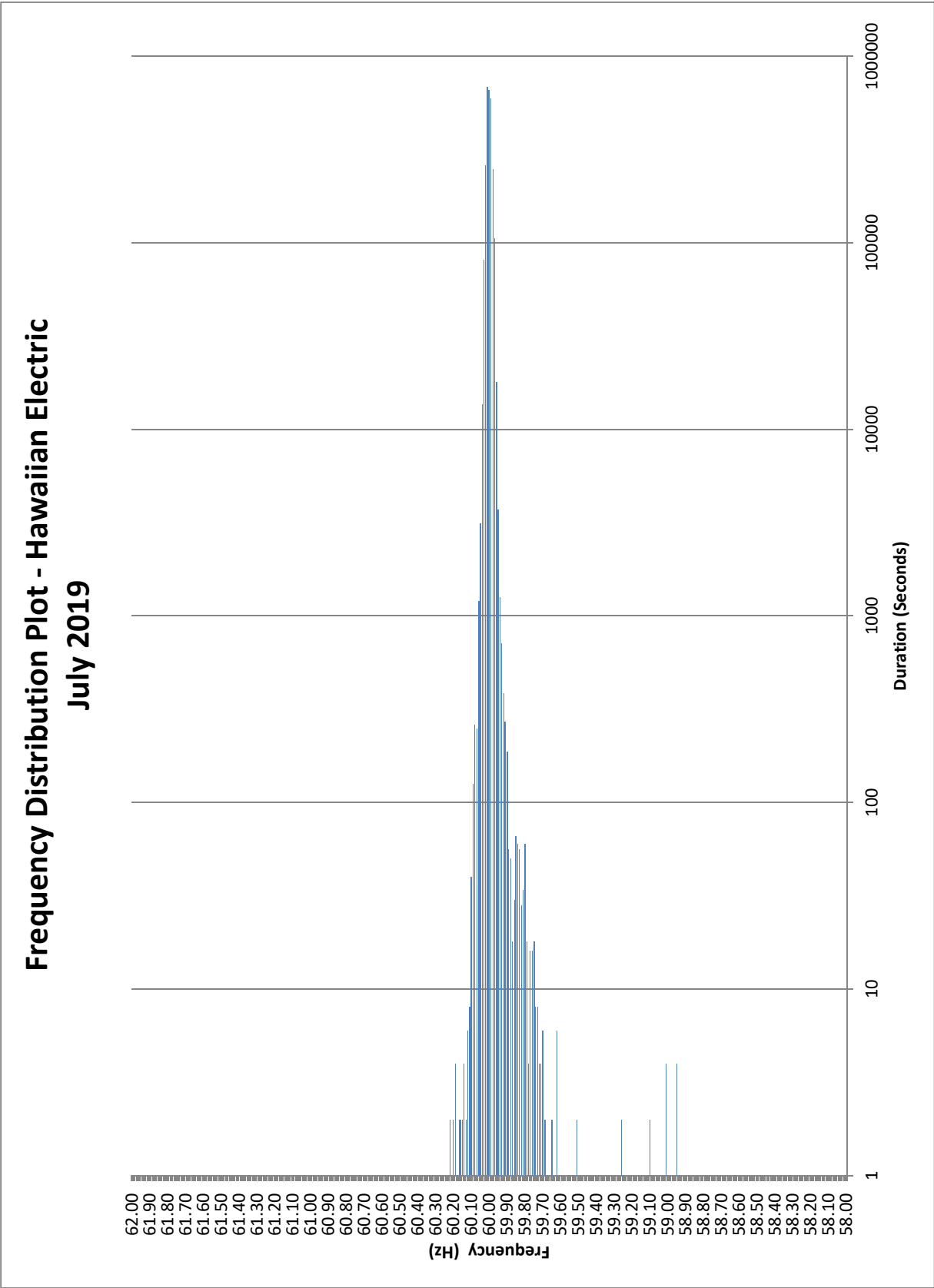
The following provides information with respect to items 3a) through 3b) – (all statements are current as of the month ending July 31, 2019):

3a) Tabulation of each curtailment event for each resource including the starting date and time, duration, megawatt hours curtailed, peak MW curtailed, and reason for curtailment:

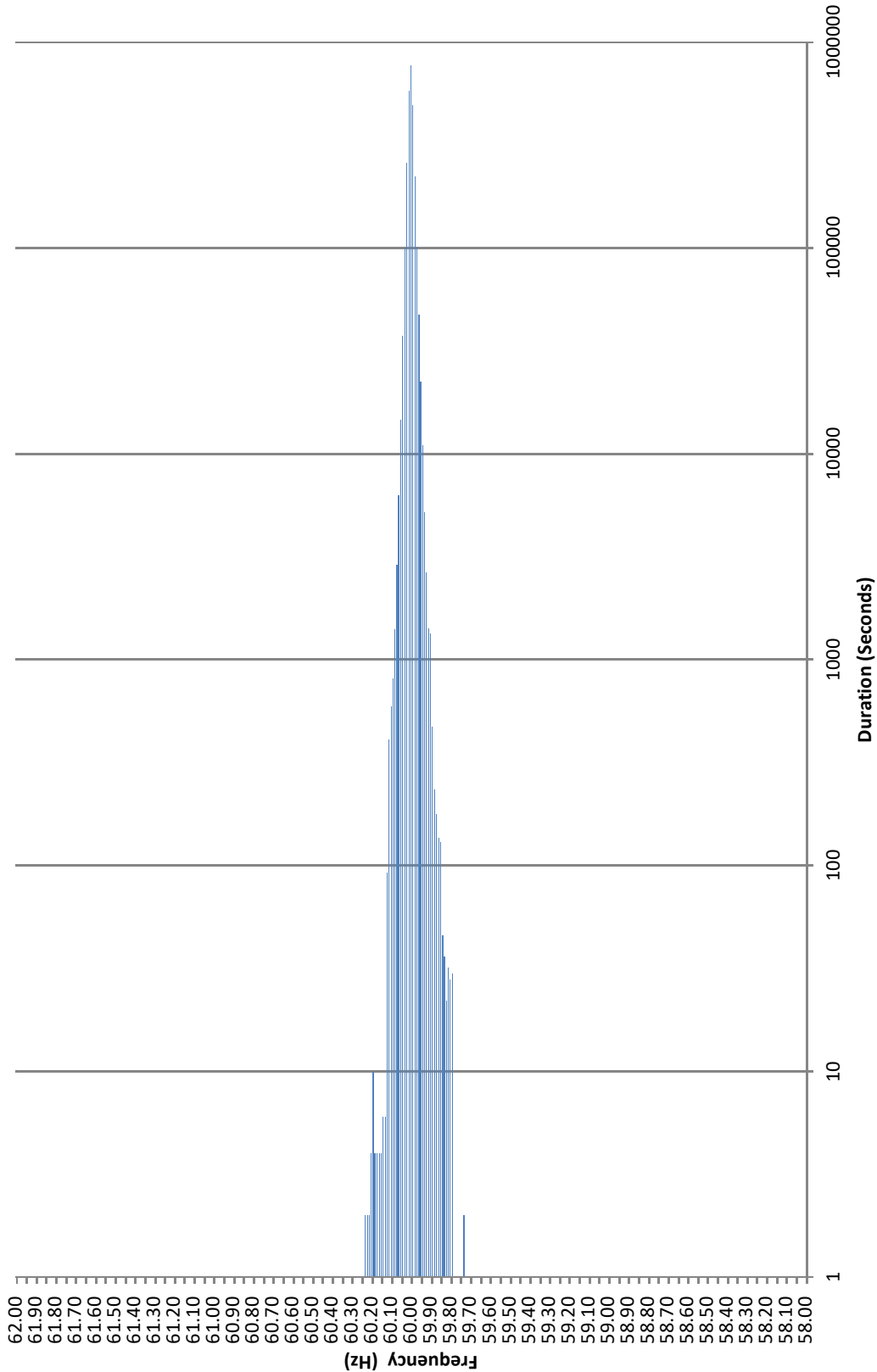
The tabulation of each curtailment event for each resource is provided in Attachment 6.

3b) Total MWh of non-dispatchable renewable resources curtailed for the month:

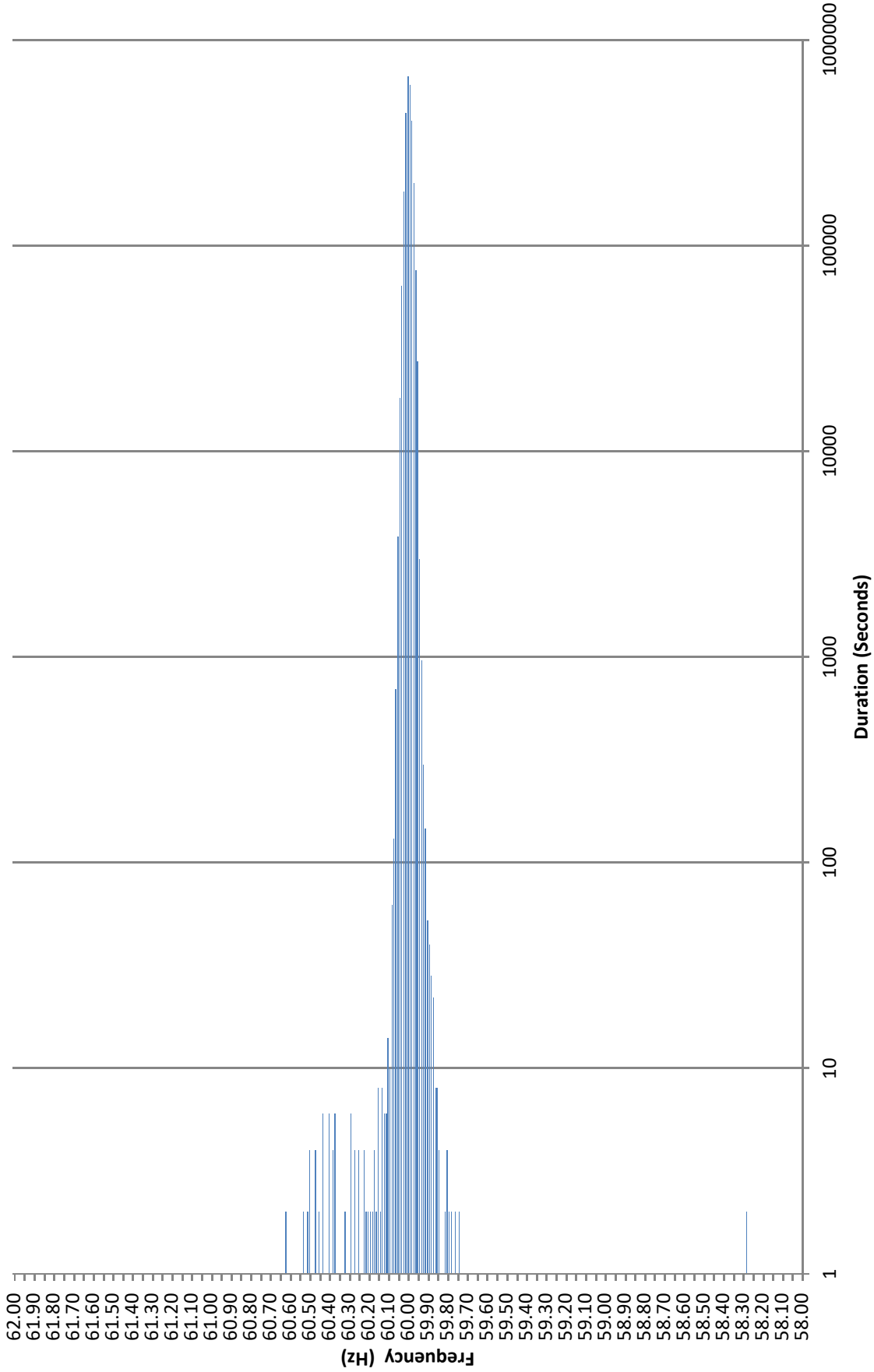
Curtailed MWh from non-dispatchable resources are difficult to determine due to the variability of the resource during curtailment periods. In some cases, the curtailed MWh estimates were provided by the IPPs under curtailment. The Hawaiian Electric Companies do not make any representations as to the accuracy of the curtailed MWh. The estimated MWh of non-dispatchable resources curtailed for the month are provided in Attachment 6, corresponding to each curtailment event.



**Frequency Distribution Plot - Maui Electric
July 2019**



**Frequency Distribution Plot - Hawai'i Electric Light
July 2019**



Hawaiian Electric Frequency Excursion Statistics July 2019		
Data Rounded to the nearest	<59.95 Hz	>60.05 Hz
Number of Excursions	346	251
Maximum Duration (sec)	572	368
Maximum Deviation (Hz)	58.954	60.217
Total Duration of Excursions (sec)	4512	2880

Maui Electric Frequency Excursion Statistics July 2019		
	<59.95 Hz	>60.05 Hz
Number of Excursions	5640	3110
Maximum Duration (sec)	200	292
Maximum Deviation (Hz)	59.731	60.227
Total Duration of Excursions (sec)	32162	17984

Hawai'i Electric Light Frequency Excursion Statistics July 2019		
	<59.95 Hz	>60.05 Hz
Number of Excursions	3077	516
Maximum Duration (sec)	194	78
Maximum Deviation (Hz)	58.280	60.619
Total Duration of Excursions (sec)	16630	2170

HAWAIIAN ELECTRIC COMPANY, INC.
 DEMAND RESPONSE EVENTS
 July 2019

Event #	Date & Time	Frequency (Hz)			Load Shed (MW)	Duration (HH:MM)	Description
		Prior to Event	Nadir	Trigger			
1	7/20/2019 20:07	60.01	59.51	59.70	NA	0:02	Kahe 6 tripped offline while generating ~76MW. RDLC activated.
2	7/24/2019 17:14	60.01	58.89	59.70	NA	0:06	Kahe 5 tripped offline while generating ~125MW. RDLC/CIDLC activated.

Hawaiian Electric Curtailment Report July 2019

Start Date/Time	Curtailment Set Point	MW output prior to start of curtailment	End Date/Time	MW output after curtailment released	Estimated MWh of curtailed energy during event (1)	IPP	Reason for Curtailment
07/01/19 04:52	0.0	0.00	07/01/19 05:39	0	*	KREP	System Constraints
07/01/19 14:46	0.0	3.80	07/01/19 15:05	0	*	KREP	System Constraints
07/02/19 04:40	5.0	0.00	07/02/19 04:41	0	*	Waianae	System Constraints
07/02/19 04:41	0.0	0.00	07/02/19 22:33	0	*	Waianae	System Constraints
07/02/19 22:33	8.6	0.00	07/02/19 23:17	0	*	Waianae	System Constraints
07/03/19 05:20	0.0	0.00	07/03/19 05:34	0	*	KLS2	System Constraints
07/03/19 11:26	0.0	4.00	07/03/19 11:59	0	*	KLS2	System Constraints
07/05/19 06:39	0.0	0.00	07/05/19 07:49	0	*	KREP	System Constraints
07/05/19 11:13	0.0	3.80	07/05/19 11:50	0	*	KREP	System Constraints
07/06/19 07:04	0.0	0.30	07/06/19 07:24	0	*	KREP	System Constraints
07/06/19 15:36	0.0	2.90	07/06/19 16:36	0	*	KREP	System Constraints
07/10/19 04:50	0.0	3.20	07/10/19 16:35	0	*	KWF	System Constraints
07/10/19 04:54	0.0	0.10	07/10/19 16:25	0	*	Makai	System Constraints
07/10/19 04:55	0.0	10.70	07/10/19 05:05	0	*	Mauka	System Constraints
07/10/19 15:21	0.0	18.00	07/10/19 16:25	0	*	Mauka	System Constraints
07/11/19 06:06	0.0	3.60	07/11/19 15:52	0	*	KWF	System Constraints
07/11/19 06:04	0.0	14.20	07/11/19 15:19	0	*	Makai	System Constraints
07/11/19 07:01	0.0	21.50	07/11/19 07:19	0	*	Mauka	System Constraints
07/11/19 14:38	0.0	12.00	07/11/19 15:21	0	*	Mauka	System Constraints
07/11/19 15:21	0.0	3.70	07/11/19 15:37	0	*	Makai	System Constraints
07/12/19 06:08	0.0	4.90	07/12/19 07:58	0	*	KWF	System Constraints
07/12/19 07:32	0.0	0.00	07/12/19 07:56	0	*	Makai	System Constraints
07/12/19 07:58	0.0	4.08	07/12/19 08:05	0	*	KWF	System Constraints
07/12/19 09:23	0.0	3.05	07/12/19 09:24	2.02	*	Makai	Facility Requested
07/12/19 14:20	0.0	9.90	07/12/19 15:36	0	*	KWF	System Constraints
07/12/19 15:04	0.0	2.70	07/12/19 15:35	0	*	Makai	System Constraints
07/13/19 05:17	0.0	0.00	07/13/19 09:49	0	*	KREP	System Constraints
07/15/19 08:34	0.0	2.98	07/15/19 10:04	0	*	KWF	Facility Requested
07/15/19 14:55	10.0	16.20	07/15/19 14:56	16.02	*	Waianae	System Constraints
07/15/19 14:56	0.0	15.60	07/15/19 15:34	0	*	Waianae	System Constraints
07/15/19 14:56	0.0	1.10	07/15/19 15:35	0	*	Aloha1	System Constraints
07/17/19 12:55	0.0	12.30	07/17/19 13:10	0	*	Waianae	System Constraints
07/17/19 12:57	0.0	1.11	07/17/19 13:11	0	*	Aloha1	System Constraints
07/17/19 19:47	0.0	0.00	07/17/19 20:45	0	*	Waianae	System Constraints
07/17/19 19:50	0.0	0.00	07/17/19 20:43	0	*	Aloha1	System Constraints
07/21/19 07:11	0.0	0.40	07/22/19 08:34	0	*	KREP	System Constraints
07/22/19 06:09	0.0	13.63	07/22/19 06:37	0	*	KWF	Facility Requested
07/23/19 07:46	0.0	0.60	07/23/19 08:03	0	*	North	System Constraints
07/23/19 07:46	0.0	0.20	07/23/19 08:02	0	*	South	System Constraints
07/23/19 12:02	0.0	4.40	07/23/19 14:30	0	*	North	System Constraints
07/23/19 12:06	0.0	1.40	07/23/19 14:30	0	*	South	System Constraints
07/23/19 12:07	0.0	19.20	07/23/19 14:25	0	*	Mauka	System Constraints
07/23/19 16:10	0.0	15.40	07/23/19 16:44	0	*	Mauka	System Constraints
07/23/19 16:15	0.0	2.70	07/23/19 16:46	0	*	North	System Constraints
07/23/19 16:16	0.0	0.90	07/23/19 16:46	0	*	South	System Constraints
07/24/19 07:14	0.0	0.20	07/24/19 11:47	0	*	North	System Constraints
07/24/19 07:14	0.0	0.10	07/24/19 11:48	0	*	South	System Constraints
07/24/19 07:17	0.0	0.40	07/24/19 11:32	0	*	Aloha1	System Constraints
07/24/19 07:20	0.0	1.80	07/24/19 11:37	0	*	KLS2	System Constraints
07/24/19 07:21	0.0	0.10	07/24/19 11:37	0	*	KREP	System Constraints
07/24/19 07:27	0.0	6.50	07/24/19 11:28	0	*	Makai	System Constraints
07/24/19 07:28	0.0	4.90	07/24/19 11:28	0	*	Mauka	System Constraints
07/24/19 07:33	0.0	7.80	07/24/19 11:54	0	*	KWF	System Constraints
07/24/19 11:50	20.0	21.98	07/24/19 11:55	19.91	*	Waianae	Facility Requested
07/25/19 06:34	0.0	0.00	07/25/19 07:18	0	*	KREP	System Constraints
07/25/19 15:56	0.0	3.20	07/25/19 16:39	0	*	KREP	System Constraints
07/27/19 07:37	0.0	0.10	07/27/19 17:28	0	*	Aloha1	System Constraints
07/27/19 07:40	0.0	11.40	07/27/19 08:03	0	*	Waianae	System Constraints
07/27/19 15:26	0.0	8.30	07/27/19 17:19	0	*	Waianae	System Constraints

Aloha1 = Aloha Solar 1 PV Farm
KLS2 = Kalaeloa Solar 2 PV Farm
KREP = Kalaeloa Renewable Energy Park
KWF = Kahuku Wind Farm
Makai = Kawailoa Makai Wind Farm
Mauka = Kawailoa Mauka Wind Farm
North = Waihonu North PV Farm
South = Waihonu South PV Farm
Waianae = Waianae Solar PV Farm

(1) The estimated MWh of energy curtailed during the event is supplied by Kahuku Wind Farm and/or Kawailoa Wind Farm, and HECO does not make any representations as to its accuracy.

* Data has not been provided by IPP.



Maui Curtailment Report

July 2019

Start Date and Time	Duration	IPP Curtailed	Estimated Curtailed MWH	Peak MW Curtailed	Reasons for Curtailment
7/1/2019 3:28	0:01	KWP2	0.002874453	0.997955263	Oversupply
7/1/2019 3:32	0:04	KWP2	0.028327034	1.766380906	Oversupply
7/1/2019 10:57	0:01	SSA 2	0.0006	2.9130	Oversupply
7/1/2019 10:57	0:01	SSA 3	0.0041	1.7390	Oversupply
7/1/2019 11:08	0:02	SSA 3	0.0079	2.8380	Oversupply
7/1/2019 11:09	0:01	SSA 2	0.0027	2.6310	Oversupply
7/1/2019 11:10	0:01	SSA 2	0.0027	2.3460	Oversupply
7/1/2019 11:10	0:01	SSA 3	0.0040	1.5820	Oversupply
7/1/2019 11:11	0:01	SSA 2	0.0027	2.6540	Oversupply
7/1/2019 11:11	0:01	SSA 3	0.0039	1.5190	Oversupply
7/1/2019 12:59	0:01	SSA 3	0.0037	1.5720	Oversupply
7/1/2019 16:10	0:01	KWP2	0.000798364	0.047901854	Oversupply
7/2/2019 14:56	0:01	KWP2	0.000349284	0.020957062	Oversupply
7/2/2019 22:56	0:01	KWP2	0.004191412	0.251484722	Oversupply
7/3/2019 17:24	0:01	KWP2	0.000415815	0.024948882	Oversupply
7/5/2019 11:27	0:01	KWP2	0.000133061	0.007983643	Oversupply
7/5/2019 12:36	0:01	KWP2	3.32652E-05	0.001995911	Oversupply
7/7/2019 1:32	0:01	AWE	0.005	0.299999982	Oversupply
7/7/2019 1:41	0:01	KWP2	0.002508195	20.65168762	Oversupply
7/7/2019 1:43	0:06	KWP2	0.069655069	20.62374496	Oversupply
7/7/2019 11:41	0:01	SSA 3	0.0004	2.9090	Oversupply
7/7/2019 11:46	0:01	SSA 2	0.0188	1.4690	Oversupply
7/7/2019 11:47	0:01	SSA 3	0.0155	1.4410	Oversupply
7/7/2019 11:47	0:01	SSA 2	0.0188	1.4280	Oversupply
7/7/2019 11:48	0:01	SSA 3	0.0155	1.2030	Oversupply
7/7/2019 11:48	0:01	SSA 2	0.0188	0.9350	Oversupply
7/7/2019 11:48	0:01	SSA 3	0.0149	1.2900	Oversupply
7/7/2019 11:49	0:01	SSA 2	0.0188	1.0320	Oversupply
7/7/2019 11:49	0:01	SSA 3	0.0155	1.2620	Oversupply
7/7/2019 11:50	0:06	SSA 2	0.1317	0.4680	Oversupply
7/7/2019 11:50	0:06	SSA 3	0.1217	0.5290	Oversupply
7/7/2019 11:51	0:05	BS 250	Data is not available	Data is not available	Oversupply
7/7/2019 11:51	0:05	ESA	Data is not available	Data is not available	Oversupply
7/7/2019 11:51	0:05	ESB	Data is not available	Data is not available	Oversupply
7/7/2019 11:52	0:05	KWP2	0.173169645	15.68186951	Oversupply
7/7/2019 11:56	0:01	SSA 2	0.0188	0.0040	Oversupply
7/7/2019 11:56	0:01	SSA 3	0.0149	0.0420	Oversupply
7/7/2019 11:57	0:01	SSA 2	0.0188	0.1210	Oversupply
7/7/2019 11:57	0:01	SSA 3	0.0155	0.1740	Oversupply
7/7/2019 11:58	0:01	SSA 3	0.0149	0.3660	Oversupply
7/7/2019 11:58	0:01	SSA 2	0.0188	0.3800	Oversupply
7/7/2019 11:58	0:01	SSA 3	0.0152	0.7830	Oversupply
7/7/2019 11:59	0:01	SSA 2	0.0188	0.6600	Oversupply
7/7/2019 12:01	0:01	SSA 3	0.0115	1.3390	Oversupply
7/7/2019 12:01	0:01	SSA 2	0.0069	1.4660	Oversupply
7/7/2019 12:02	0:01	SSA 3	0.0118	1.1000	Oversupply
7/7/2019 12:02	0:01	SSA 2	0.0069	1.4010	Oversupply
7/7/2019 12:02	0:01	SSA 3	0.0115	1.5240	Oversupply
7/7/2019 12:07	0:01	SSA 3	0.0115	1.4170	Oversupply
7/7/2019 12:07	0:01	SSA 2	0.0069	1.8510	Oversupply
7/7/2019 12:08	0:01	SSA 3	0.0113	1.2870	Oversupply
7/7/2019 12:08	0:01	SSA 2	0.0069	1.5020	Oversupply
7/7/2019 12:08	0:01	SSA 3	0.0118	0.9770	Oversupply
7/7/2019 12:09	0:01	SSA 2	0.0069	1.3450	Oversupply
7/7/2019 12:09	0:01	SSA 3	0.0118	1.5020	Oversupply
7/7/2019 12:10	0:01	SSA 3	0.0115	1.8820	Oversupply
7/7/2019 12:11	0:01	SSA 2	0.0069	1.5770	Oversupply
7/7/2019 12:11	0:01	SSA 3	0.0118	2.3400	Oversupply
7/7/2019 12:12	0:01	SSA 2	0.0069	1.2280	Oversupply
7/7/2019 12:12	0:01	SSA 3	0.0118	2.1810	Oversupply
7/7/2019 12:12	0:01	SSA 3	0.0113	1.7070	Oversupply
7/7/2019 12:12	0:01	SSA 2	0.0069	1.0150	Oversupply
7/7/2019 12:13	0:01	SSA 3	0.0118	1.4240	Oversupply
7/7/2019 12:13	0:01	SSA 2	0.0069	1.0530	Oversupply
7/7/2019 12:14	0:01	SSA 3	0.0120	1.3580	Oversupply
7/7/2019 12:14	0:01	SSA 2	0.0040	1.2950	Oversupply
7/7/2019 12:15	0:01	SSA 3	0.0078	1.5710	Oversupply
7/7/2019 12:15	0:01	SSA 2	0.0076	1.6730	Oversupply
7/7/2019 12:15	0:01	SSA 3	0.0079	1.7260	Oversupply
7/7/2019 12:16	0:01	SSA 2	0.0076	1.7290	Oversupply
7/7/2019 12:16	0:01	SSA 3	0.0079	1.6770	Oversupply
7/7/2019 12:18	0:01	SSA 2	0.0076	1.7540	Oversupply
7/7/2019 12:18	0:01	SSA 3	0.0079	2.2100	Oversupply



Maui Curtailment Report

July 2019

Start Date and Time	Duration	IPP Curtailed	Estimated Curtailed MWH	Peak MW Curtailed	Reasons for Curtailment
7/7/2019 12:18	0:01	SSA 2	0.0076	1.5190	Oversupply
7/7/2019 12:19	0:01	SSA 3	0.0076	1.4920	Oversupply
7/7/2019 12:19	0:01	SSA 2	0.0074	1.6260	Oversupply
7/7/2019 12:21	0:01	SSA 3	0.0078	1.6080	Oversupply
7/7/2019 12:21	0:01	SSA 2	0.0076	2.3540	Oversupply
7/7/2019 12:22	0:01	SSA 2	0.0076	2.1290	Oversupply
7/7/2019 12:22	0:01	SSA 3	0.0078	1.3130	Oversupply
7/7/2019 12:23	0:01	SSA 2	0.0076	1.9500	Oversupply
7/7/2019 12:23	0:01	SSA 3	0.0079	1.0820	Oversupply
7/7/2019 16:13	0:19	KWPPII	1.286297226	20.69659424	Oversupply
7/8/2019 1:53	0:24	KWPPII	1.03714838	20.70757294	Oversupply
7/8/2019 2:39	0:01	KWPPII	0.011615276	20.70757294	Oversupply
7/8/2019 2:41	1:07	KWPPII	4.335196813	20.70757294	Oversupply
7/8/2019 4:52	0:06	KWPPII	0.126207892	20.70757294	Oversupply
7/8/2019 7:15	0:01	AWE	0.001666667	0.100000001	System Constraint
7/8/2019 7:43	0:01	AWE	0.001666667	0.100000001	System Constraint
7/8/2019 7:48	0:01	AWE	0.001666667	0.100000001	System Constraint
7/8/2019 8:19	0:08	SSA 3	0.0762	1.3140	System Constraint
7/8/2019 8:20	0:07	SSA 2	0.0182	0.6260	System Constraint
7/8/2019 8:22	0:03	AWE	0.091126156	20.10000038	System Constraint
7/8/2019 9:45	0:01	SSA 3	0.0020	2.1660	System Constraint
7/8/2019 9:47	0:01	SSA 3	0.0020	2.1280	System Constraint
7/8/2019 9:47	0:01	SSA 2	0.0061	-0.0030	System Constraint
7/8/2019 9:48	0:01	SSA 3	0.0020	2.1690	System Constraint
7/8/2019 9:48	0:01	SSA 2	0.0061	-0.0030	System Constraint
7/8/2019 9:48	0:01	SSA 3	0.0020	1.5310	System Constraint
7/8/2019 9:49	0:01	SSA 2	0.0061	-0.0020	System Constraint
7/8/2019 9:49	0:01	SSA 3	0.0020	0.9680	System Constraint
7/8/2019 9:50	0:01	SSA 2	0.0060	-0.0030	System Constraint
7/8/2019 9:50	0:01	SSA 3	0.0020	1.1570	System Constraint
7/8/2019 9:50	0:01	SSA 2	0.0061	-0.0030	System Constraint
7/8/2019 10:35	0:01	SSA 3	0.0024	2.6720	System Constraint
7/8/2019 10:35	0:01	SSA 2	0.0003	0.9510	System Constraint
7/8/2019 10:36	0:01	SSA 3	0.0023	2.6810	System Constraint
7/8/2019 10:36	0:01	SSA 2	0.0003	0.8390	System Constraint
7/8/2019 10:37	0:01	SSA 3	0.0024	2.6810	System Constraint
7/8/2019 10:37	0:01	SSA 2	0.0003	0.7200	System Constraint
7/8/2019 10:37	0:01	SSA 3	0.0024	2.0480	System Constraint
7/8/2019 10:38	0:01	SSA 2	0.0003	0.7840	System Constraint
7/8/2019 10:38	0:01	SSA 3	0.0024	2.0980	System Constraint
7/8/2019 10:43	0:01	SSA 2	0.0003	2.0020	System Constraint
7/8/2019 10:44	0:01	SSA 3	0.0024	2.4970	System Constraint
7/8/2019 10:44	0:01	SSA 2	0.0000	1.8450	System Constraint
7/8/2019 10:44	0:01	SSA 3	0.0013	2.3520	System Constraint
7/8/2019 10:45	0:01	SSA 2	0.0002	1.9690	System Constraint
7/8/2019 10:45	0:01	SSA 3	0.0021	1.9470	System Constraint
7/8/2019 10:46	0:01	SSA 2	0.0002	1.9260	System Constraint
7/8/2019 10:46	0:01	SSA 3	0.0021	1.8620	System Constraint
7/8/2019 10:47	0:01	SSA 3	0.0022	2.1380	System Constraint
7/8/2019 10:58	0:01	SSA 2	0.0002	0.9490	System Constraint
7/8/2019 10:58	0:01	SSA 3	0.0022	2.1990	System Constraint
7/8/2019 10:59	0:01	SSA 2	0.0036	0.7900	System Constraint
7/8/2019 10:59	0:01	SSA 3	0.0135	1.4510	System Constraint
7/8/2019 11:00	0:01	SSA 2	0.0061	0.6510	System Constraint
7/8/2019 11:00	0:01	SSA 3	0.0251	1.0470	System Constraint
7/8/2019 11:03	0:01	SSA 3	0.0256	1.7320	System Constraint
7/8/2019 11:03	0:01	SSA 2	0.0063	0.4890	System Constraint
7/8/2019 11:04	0:01	SSA 3	0.0245	1.2450	System Constraint
7/8/2019 11:04	0:01	SSA 2	0.0063	0.1660	System Constraint
7/8/2019 11:04	0:01	SSA 3	0.0256	0.6850	System Constraint
7/8/2019 11:05	0:01	SSA 2	0.0063	0.1550	System Constraint
7/8/2019 11:05	0:01	SSA 3	0.0251	0.5530	System Constraint
7/8/2019 11:06	0:04	BS 250	Data is not available	Data is not available	System Constraint
7/8/2019 11:06	0:04	ESA	Data is not available	Data is not available	System Constraint
7/8/2019 11:06	0:04	ESB	Data is not available	Data is not available	System Constraint
7/8/2019 11:06	0:03	SSA 2	0.0251	0.0270	System Constraint
7/8/2019 11:06	0:03	SSA 3	0.1009	0.0120	System Constraint
7/8/2019 11:07	0:03	KWPPII	0.040502993	20.70757294	System Constraint
7/8/2019 11:09	0:01	SSA 3	0.0256	0.0230	System Constraint
7/8/2019 11:09	0:01	SSA 2	0.0063	0.0000	System Constraint
7/8/2019 11:10	0:01	SSA 3	0.0256	0.0900	System Constraint
7/8/2019 11:10	0:01	SSA 2	0.0063	0.0540	System Constraint
7/8/2019 11:11	0:01	SSA 3	0.0245	0.1360	System Constraint



Maui Curtailment Report

July 2019

Start Date and Time	Duration	IPP Curtailed	Estimated Curtailed MWH	Peak MW Curtailed	Reasons for Curtailment
7/8/2019 11:11	0:03	SSA 2	0.0188	0.0760	System Constraint
7/8/2019 11:11	0:01	SSA 3	0.0245	0.0450	System Constraint
7/8/2019 11:12	0:02	BS 250	Data is not available	Data is not available	System Constraint
7/8/2019 11:12	0:02	ESA	Data is not available	Data is not available	System Constraint
7/8/2019 11:12	0:02	ESB	Data is not available	Data is not available	System Constraint
7/8/2019 11:12	0:01	SSA 3	0.0245	0.0040	System Constraint
7/8/2019 11:13	0:01	KWPPII	0.003130817	20.70757294	System Constraint
7/8/2019 11:13	0:01	SSA 3	0.0245	-0.0040	System Constraint
7/8/2019 11:14	0:01	SSA 2	-0.0063	0.0120	System Constraint
7/8/2019 11:14	0:01	SSA 3	0.0256	-0.0030	System Constraint
7/8/2019 11:14	0:01	SSA 2	0.0081	0.1160	System Constraint
7/8/2019 11:14	0:01	SSA 3	0.0310	-0.0030	System Constraint
7/8/2019 11:15	0:01	SSA 3	0.0330	-0.0030	System Constraint
7/8/2019 11:15	0:01	SSA 2	0.0123	0.1460	System Constraint
7/8/2019 11:16	0:01	SSA 3	0.0338	-0.0030	System Constraint
7/8/2019 11:16	0:01	SSA 2	0.0123	0.0990	System Constraint
7/8/2019 11:17	0:01	SSA 3	0.0330	-0.0030	System Constraint
7/8/2019 11:17	0:01	SSA 2	0.0123	0.1600	System Constraint
7/8/2019 11:18	0:01	BS 250	Data is not available	Data is not available	System Constraint
7/8/2019 11:18	0:01	ESA	Data is not available	Data is not available	System Constraint
7/8/2019 11:18	0:01	ESB	Data is not available	Data is not available	System Constraint
7/8/2019 11:18	0:02	SSA 3	0.0675	-0.0030	System Constraint
7/8/2019 11:18	0:01	SSA 2	0.0123	0.0060	System Constraint
7/8/2019 11:19	0:01	KWPPII	0.008531475	20.70757294	System Constraint
7/8/2019 11:19	0:01	SSA 2	0.0123	0.0190	System Constraint
7/8/2019 11:19	0:01	SSA 3	0.0330	0.1090	System Constraint
7/8/2019 11:20	0:01	BS 250	Data is not available	Data is not available	System Constraint
7/8/2019 11:20	0:02	ESA	Data is not available	Data is not available	System Constraint
7/8/2019 11:20	0:02	ESB	Data is not available	Data is not available	System Constraint
7/8/2019 11:20	0:01	SSA 2	0.0123	0.2240	System Constraint
7/8/2019 11:20	0:01	SSA 3	0.0338	0.1650	System Constraint
7/8/2019 11:21	0:01	SSA 2	0.0123	0.0170	System Constraint
7/8/2019 11:21	0:01	SSA 3	0.0338	0.0960	System Constraint
7/8/2019 11:21	0:01	SSA 2	0.0123	0.2160	System Constraint
7/8/2019 11:21	0:01	SSA 3	0.0330	0.4440	System Constraint
7/8/2019 11:22	0:01	SSA 2	0.0123	0.0800	System Constraint
7/8/2019 11:22	0:01	SSA 3	0.0338	0.2270	System Constraint
7/8/2019 11:23	0:01	SSA 3	0.0338	0.3450	System Constraint
7/8/2019 11:23	0:01	SSA 2	0.0123	0.2620	System Constraint
7/8/2019 11:24	0:07	BS 250	Data is not available	Data is not available	System Constraint
7/8/2019 11:24	0:08	ESA	Data is not available	Data is not available	System Constraint
7/8/2019 11:24	0:08	ESB	Data is not available	Data is not available	System Constraint
7/8/2019 11:24	0:07	SSA 3	0.2940	0.1820	System Constraint
7/8/2019 11:24	0:06	SSA 2	0.0864	0.0080	System Constraint
7/8/2019 11:25	0:06	KWPPII	0.098734283	20.70757294	System Constraint
7/8/2019 11:30	0:01	SSA 2	0.0138	0.0240	System Constraint
7/8/2019 11:31	0:01	SSA 3	0.0279	0.2850	System Constraint
7/8/2019 11:31	0:01	SSA 2	0.0141	0.1640	System Constraint
7/8/2019 11:31	0:01	SSA 3	0.0279	0.4160	System Constraint
7/8/2019 11:32	0:01	SSA 2	0.0141	0.1310	System Constraint
7/8/2019 11:32	0:01	SSA 3	0.0291	0.2880	System Constraint
7/8/2019 11:33	0:01	SSA 2	0.0141	0.2650	System Constraint
7/8/2019 11:33	0:01	SSA 3	0.0285	0.6710	System Constraint
7/8/2019 11:33	0:18	SSA 2	0.3341	0.0080	System Constraint
7/8/2019 11:34	0:18	BS 250	Data is not available	Data is not available	System Constraint
7/8/2019 11:34	0:18	ESA	Data is not available	Data is not available	System Constraint
7/8/2019 11:34	0:18	ESB	Data is not available	Data is not available	System Constraint
7/8/2019 11:34	0:01	SSA 3	0.0291	0.0900	System Constraint
7/8/2019 11:35	0:22	KWPPII	1.173091094	20.70757294	System Constraint
7/8/2019 11:35	0:01	SSA 3	0.0291	0.0250	System Constraint
7/8/2019 11:35	0:16	SSA 3	0.6646	-0.0050	System Constraint
7/8/2019 11:52	0:01	SSA 2	0.0189	0.0040	System Constraint
7/8/2019 11:52	0:01	SSA 3	0.0349	0.0010	System Constraint
7/8/2019 11:52	0:04	SSA 3	0.1766	0.0010	System Constraint
7/8/2019 11:53	0:05	BS 250	Data is not available	Data is not available	System Constraint
7/8/2019 11:53	0:05	ESA	Data is not available	Data is not available	System Constraint
7/8/2019 11:53	0:05	ESB	Data is not available	Data is not available	System Constraint
7/8/2019 11:53	0:04	SSA 2	0.0946	0.0050	System Constraint
7/8/2019 11:56	0:01	SSA 3	0.0349	0.0010	System Constraint
7/8/2019 11:57	0:01	SSA 2	0.0189	0.1970	System Constraint
7/8/2019 11:57	0:01	SSA 3	0.0356	0.1130	System Constraint
7/8/2019 11:58	0:01	SSA 2	0.0189	0.1210	System Constraint
7/8/2019 11:58	0:01	SSA 3	0.0356	0.1380	System Constraint



Maui Curtailment Report

July 2019

Start Date and Time	Duration	IPP Curtailed	Estimated Curtailed MWH	Peak MW Curtailed	Reasons for Curtailment
7/8/2019 11:59	0:01	SSA 2	0.0189	0.5000	System Constraint
7/8/2019 11:59	0:01	SSA 3	0.0349	0.1760	System Constraint
7/8/2019 11:59	0:01	SSA 3	0.0193	0.4030	System Constraint
7/8/2019 11:59	0:01	SSA 2	0.0073	0.8410	System Constraint
7/8/2019 12:00	0:01	SSA 3	0.0174	0.7790	System Constraint
7/8/2019 12:00	0:01	SSA 2	0.0151	0.5490	System Constraint
7/8/2019 12:01	0:01	SSA 3	0.0166	0.9160	System Constraint
7/8/2019 12:01	0:01	SSA 2	0.0151	0.5930	System Constraint
7/8/2019 12:02	0:01	SSA 3	0.0170	1.3160	System Constraint
7/8/2019 12:02	0:01	SSA 2	0.0151	1.0560	System Constraint
7/8/2019 12:03	0:01	SSA 3	0.0174	1.5500	System Constraint
7/8/2019 12:03	0:01	SSA 2	0.0151	0.6840	System Constraint
7/8/2019 12:03	0:02	SSA 3	0.0344	1.1420	System Constraint
7/8/2019 12:04	0:01	SSA 2	0.0151	0.3550	System Constraint
7/8/2019 12:05	0:01	SSA 2	0.0148	0.6710	System Constraint
7/8/2019 12:05	0:01	SSA 3	0.0174	1.2600	System Constraint
7/8/2019 12:06	0:01	SSA 2	0.0151	0.8800	System Constraint
7/8/2019 12:06	0:01	SSA 3	0.0166	1.6620	System Constraint
7/8/2019 12:06	0:01	SSA 2	0.0151	0.8180	System Constraint
7/8/2019 12:06	0:01	SSA 3	0.0166	1.4030	System Constraint
7/8/2019 12:07	0:01	SSA 3	0.0166	1.7330	System Constraint
7/8/2019 12:07	0:01	SSA 2	0.0151	1.3530	System Constraint
7/8/2019 12:08	0:01	SSA 3	0.0174	1.8150	System Constraint
7/8/2019 12:08	0:01	SSA 2	0.0151	1.5250	System Constraint
7/8/2019 12:09	0:01	SSA 3	0.0174	1.7560	System Constraint
7/8/2019 12:09	0:01	SSA 2	0.0151	0.9590	System Constraint
7/8/2019 12:09	0:01	SSA 3	0.0170	1.3400	System Constraint
7/8/2019 12:10	0:01	SSA 2	0.0151	1.2160	System Constraint
7/8/2019 12:10	0:01	SSA 3	0.0174	0.9130	System Constraint
7/8/2019 12:11	0:01	SSA 2	0.0151	0.9850	System Constraint
7/8/2019 12:11	0:01	SSA 3	0.0185	0.9110	System Constraint
7/8/2019 12:12	0:01	SSA 2	0.0151	1.0230	System Constraint
7/8/2019 12:12	0:01	SSA 3	0.0170	1.4330	System Constraint
7/8/2019 12:12	0:01	SSA 2	0.0151	1.0860	System Constraint
7/8/2019 12:13	0:01	SSA 2	0.0151	1.4040	System Constraint
7/8/2019 12:25	0:01	SSA 2	0.0054	1.8860	System Constraint
7/8/2019 12:26	0:01	SSA 2	0.0054	1.4160	System Constraint
7/8/2019 12:27	0:01	SSA 3	0.0027	2.4810	System Constraint
7/8/2019 12:27	0:01	SSA 2	0.0054	1.3200	System Constraint
7/8/2019 12:27	0:01	SSA 3	0.0027	2.5330	System Constraint
7/8/2019 12:28	0:01	SSA 2	0.0054	1.2870	System Constraint
7/8/2019 12:28	0:01	SSA 3	0.0027	2.2320	System Constraint
7/8/2019 12:31	0:01	SSA 3	0.0094	2.6500	System Constraint
7/8/2019 12:31	0:01	SSA 2	0.0134	1.6690	System Constraint
7/8/2019 12:32	0:01	SSA 3	0.0092	2.3530	System Constraint
7/8/2019 12:32	0:01	SSA 2	0.0134	2.0330	System Constraint
7/8/2019 12:33	0:01	SSA 3	0.0096	2.1280	System Constraint
7/8/2019 12:33	0:01	SSA 2	0.0134	1.1040	System Constraint
7/8/2019 12:34	0:01	SSA 3	0.0096	2.0040	System Constraint
7/8/2019 12:34	0:01	SSA 2	0.0134	0.9970	System Constraint
7/8/2019 12:34	0:01	SSA 3	0.0094	1.6160	System Constraint
7/8/2019 12:35	0:01	SSA 2	0.0131	0.5110	System Constraint
7/8/2019 12:35	0:01	SSA 3	0.0096	1.0860	System Constraint
7/8/2019 12:36	0:01	SSA 2	0.0134	0.3810	System Constraint
7/8/2019 12:36	0:01	SSA 3	0.0096	0.7980	System Constraint
7/8/2019 12:37	0:01	SSA 3	0.0092	0.5000	System Constraint
7/8/2019 12:37	0:01	SSA 2	0.0134	0.5360	System Constraint
7/8/2019 12:37	0:01	SSA 3	0.0096	0.5010	System Constraint
7/8/2019 12:38	0:01	SSA 2	0.0134	0.1470	System Constraint
7/8/2019 12:38	0:01	SSA 3	0.0096	0.5470	System Constraint
7/8/2019 12:38	0:01	SSA 2	0.0134	0.6130	System Constraint
7/8/2019 12:39	0:01	SSA 3	0.0094	0.5250	System Constraint
7/8/2019 12:41	0:01	SSA 3	0.0094	0.8690	System Constraint
7/8/2019 12:57	0:01	SSA 2	0.0073	1.4670	System Constraint
7/8/2019 12:57	0:01	SSA 3	0.0046	2.3780	System Constraint
7/8/2019 12:57	0:01	SSA 2	0.0073	0.7230	System Constraint
7/8/2019 12:58	0:01	SSA 3	0.0045	1.7040	System Constraint
7/8/2019 12:58	0:01	SSA 2	0.0073	1.1520	System Constraint
7/8/2019 12:58	0:01	SSA 3	0.0047	1.3880	System Constraint
7/8/2019 12:59	0:01	SSA 2	0.0161	0.7970	System Constraint
7/8/2019 12:59	0:01	SSA 3	0.0166	1.6470	System Constraint
7/8/2019 13:00	0:01	SSA 3	0.0272	1.4180	System Constraint
7/8/2019 13:00	0:01	SSA 2	0.0345	0.7650	System Constraint



Maui Curtailment Report

July 2019

Start Date and Time	Duration	IPP Curtailed	Estimated Curtailed MWH	Peak MW Curtailed	Reasons for Curtailment
7/8/2019 13:01	0:01	SSA 3	0.0278	1.1480	System Constraint
7/8/2019 13:01	0:01	SSA 2	0.0345	0.6520	System Constraint
7/8/2019 13:01	0:01	SSA 3	0.0272	0.6050	System Constraint
7/8/2019 13:02	0:01	SSA 2	0.0345	0.2280	System Constraint
7/8/2019 13:02	0:02	SSA 3	0.0840	0.3890	System Constraint
7/8/2019 13:03	0:02	BS 250	Data is not available	Data is not available	System Constraint
7/8/2019 13:03	0:02	ESA	Data is not available	Data is not available	System Constraint
7/8/2019 13:03	0:02	ESB	Data is not available	Data is not available	System Constraint
7/8/2019 13:03	0:02	SSA 2	-0.0689	0.1190	System Constraint
7/8/2019 13:04	0:01	SSA 2	0.0345	-0.0020	System Constraint
7/8/2019 13:05	0:01	SSA 3	0.0278	-0.0030	System Constraint
7/8/2019 13:05	0:01	KWPPII	0.006222089	19.21063995	System Constraint
7/8/2019 13:05	0:01	SSA 2	0.0345	0.0890	System Constraint
7/8/2019 13:05	0:01	SSA 3	0.0284	-0.0030	System Constraint
7/8/2019 13:06	0:01	SSA 3	0.0284	-0.0030	System Constraint
7/8/2019 13:06	0:01	SSA 2	0.0345	0.1150	System Constraint
7/8/2019 13:07	0:01	SSA 3	0.0272	-0.0030	System Constraint
7/8/2019 13:07	0:01	SSA 2	0.0345	0.1340	System Constraint
7/8/2019 13:08	0:01	SSA 3	0.0284	-0.0030	System Constraint
7/8/2019 13:08	0:01	SSA 2	0.0345	0.1310	System Constraint
7/8/2019 13:08	0:01	SSA 3	0.0284	-0.0030	System Constraint
7/8/2019 13:09	0:01	SSA 2	0.0345	0.1530	System Constraint
7/8/2019 13:09	0:01	SSA 3	0.0278	0.1750	System Constraint
7/8/2019 13:10	0:01	SSA 2	0.0345	0.5690	System Constraint
7/8/2019 13:10	0:01	SSA 3	0.0278	0.4250	System Constraint
7/8/2019 13:10	0:01	SSA 2	0.0331	0.9270	System Constraint
7/8/2019 13:11	0:01	SSA 3	0.0278	0.7200	System Constraint
7/8/2019 13:11	0:01	SSA 2	0.0345	0.7370	System Constraint
7/8/2019 13:11	0:01	SSA 3	0.0272	0.7710	System Constraint
7/8/2019 13:12	0:01	SSA 2	0.0345	1.2290	System Constraint
7/8/2019 13:12	0:01	SSA 3	0.0278	0.6470	System Constraint
7/8/2019 13:13	0:01	SSA 3	0.0278	0.8500	System Constraint
7/8/2019 13:13	0:01	SSA 2	0.0345	1.3740	System Constraint
7/8/2019 13:14	0:01	SSA 3	0.0272	0.4830	System Constraint
7/8/2019 13:14	0:01	SSA 2	0.0302	0.9390	System Constraint
7/8/2019 13:14	0:01	SSA 3	0.0089	0.7100	System Constraint
7/8/2019 13:15	0:01	SSA 2	0.0170	0.1850	System Constraint
7/8/2019 13:15	0:01	SSA 3	0.0077	0.9240	System Constraint
7/8/2019 13:16	0:01	SSA 2	0.0170	0.8370	System Constraint
7/8/2019 13:16	0:01	SSA 3	0.0075	0.9440	System Constraint
7/8/2019 13:16	0:01	SSA 2	0.0170	0.9800	System Constraint
7/8/2019 13:17	0:01	SSA 3	0.0077	0.7960	System Constraint
7/8/2019 13:17	0:01	SSA 2	0.0170	0.9340	System Constraint
7/8/2019 16:42	0:24	KWPPII	1.334409873	20.70757294	System Constraint
7/10/2019 3:38	0:10	KWPPII	0.22280434	16.91035271	Oversupply
7/10/2019 4:47	0:01	KWPPII	0.008283377	14.44640064	Oversupply
7/10/2019 4:50	1:11	BS 250	Data is not available	Data is not available	System Constraint
7/10/2019 4:50	1:11	ESA	Data is not available	Data is not available	System Constraint
7/10/2019 4:50	1:11	ESB	Data is not available	Data is not available	System Constraint
7/10/2019 4:50	1:12	KWPPII	7.857844361	19.7425499	System Constraint
7/10/2019 8:21	0:01	SSA 2	0.0068	1.1030	System Constraint
7/10/2019 8:22	0:01	SSA 2	0.0068	1.1490	System Constraint
7/10/2019 8:22	0:01	SSA 3	0.0059	1.3360	System Constraint
7/10/2019 8:23	0:01	SSA 2	0.0067	1.1920	System Constraint
7/10/2019 8:23	0:01	SSA 3	0.0059	0.8440	System Constraint
7/10/2019 8:24	0:01	SSA 3	0.0060	0.7410	System Constraint
7/10/2019 8:24	0:01	SSA 2	0.0068	0.6800	System Constraint
7/10/2019 8:25	0:02	KWPPII	0.011572679	19.27251244	System Constraint
7/10/2019 8:25	0:01	SSA 3	0.0060	0.2040	System Constraint
7/10/2019 8:25	0:01	SSA 2	0.0068	0.0730	System Constraint
7/10/2019 8:25	0:01	SSA 3	0.0062	0.0170	System Constraint
7/10/2019 8:26	0:01	BS 250	Data is not available	Data is not available	System Constraint
7/10/2019 8:26	0:01	ESA	Data is not available	Data is not available	System Constraint
7/10/2019 8:26	0:01	ESB	Data is not available	Data is not available	System Constraint
7/10/2019 8:26	0:01	SSA 2	0.0068	0.0170	System Constraint
7/10/2019 8:26	0:01	SSA 3	0.0068	0.0340	System Constraint
7/10/2019 8:26	0:01	SSA 2	0.0068	0.2190	System Constraint
7/10/2019 8:27	0:01	SSA 3	0.0060	0.1130	System Constraint
7/10/2019 8:27	0:01	SSA 2	0.0068	0.2750	System Constraint
7/10/2019 8:28	0:01	KWPPII	0.003088347	17.629879	System Constraint
7/10/2019 8:28	0:01	SSA 3	0.0060	0.0670	System Constraint
7/10/2019 8:28	0:01	SSA 2	0.0068	0.2130	System Constraint
7/10/2019 8:28	0:01	SSA 3	0.0060	0.0670	System Constraint



Maui Curtailment Report

July 2019

Start Date and Time	Duration	IPP Curtailed	Estimated Curtailed MWH	Peak MW Curtailed	Reasons for Curtailment
7/10/2019 8:29	0:01	SSA 2	0.0069	0.6250	System Constraint
7/10/2019 8:29	0:01	SSA 3	0.0028	0.1390	System Constraint
7/10/2019 8:30	0:01	SSA 2	0.0017	1.0990	System Constraint
7/10/2019 8:30	0:01	SSA 3	0.0037	0.1450	System Constraint
7/10/2019 8:35	0:01	SSA 3	0.0037	1.4730	System Constraint
7/10/2019 8:35	0:01	SSA 2	0.0017	0.6560	System Constraint
7/10/2019 8:35	0:01	SSA 3	0.0036	1.2410	System Constraint
7/10/2019 8:36	0:01	SSA 2	0.0017	0.5920	System Constraint
7/10/2019 8:36	0:01	SSA 3	0.0037	1.1420	System Constraint
7/10/2019 11:48	0:01	SSA 2	0.0003	2.8960	System Constraint
7/11/2019 3:29	0:02	KWP	0.012819179	12.35069466	Oversupply
7/11/2019 3:29	0:02	KWP	0.012819179	12.35069466	Oversupply
7/11/2019 5:02	1:12	ESA	Data is not available	Data is not available	System Constraint
7/11/2019 5:02	1:12	ESB	Data is not available	Data is not available	System Constraint
7/11/2019 5:03	1:11	BS 250	Data is not available	Data is not available	System Constraint
7/11/2019 5:04	1:10	KWP	11.54797204	20.67663574	System Constraint
7/11/2019 5:04	1:10	KWP	11.54797204	20.67663574	System Constraint
7/11/2019 6:31	0:02	SSA 3	0.0021	0.0040	System Constraint
7/11/2019 6:31	0:01	SSA 2	0.0005	0.0030	System Constraint
7/11/2019 6:32	0:01	BS 250	Data is not available	Data is not available	System Constraint
7/11/2019 6:32	0:05	ESA	Data is not available	Data is not available	System Constraint
7/11/2019 6:32	0:05	ESB	Data is not available	Data is not available	System Constraint
7/11/2019 6:32	0:06	KWP	0.038729159	20.17466354	System Constraint
7/11/2019 6:32	0:06	KWP	0.038729159	20.17466354	System Constraint
7/11/2019 6:33	0:03	SSA 2	0.0021	0.0110	System Constraint
7/11/2019 6:33	0:03	SSA 3	0.0042	0.0080	System Constraint
7/11/2019 6:34	0:02	BS 250	Data is not available	Data is not available	System Constraint
7/11/2019 7:08	0:01	SSA 2	0.0025	0.1440	System Constraint
7/11/2019 7:08	0:01	SSA 3	0.0027	0.3530	System Constraint
7/11/2019 7:09	0:05	BS 250	Data is not available	Data is not available	System Constraint
7/11/2019 7:09	0:05	ESA	Data is not available	Data is not available	System Constraint
7/11/2019 7:09	0:05	ESB	Data is not available	Data is not available	System Constraint
7/11/2019 7:09	0:01	SSA 2	0.0025	0.1140	System Constraint
7/11/2019 7:09	0:01	SSA 3	0.0029	0.1780	System Constraint
7/11/2019 7:09	0:04	SSA 3	0.0140	0.0080	System Constraint
7/11/2019 7:09	0:05	SSA 2	0.0149	0.0040	System Constraint
7/11/2019 7:11	0:03	KWP	0.076035213	20.67264366	System Constraint
7/11/2019 7:11	0:03	KWP	0.076035213	20.67264366	System Constraint
7/11/2019 7:13	0:01	SSA 3	0.0029	0.0040	System Constraint
7/11/2019 7:19	0:01	SSA 3	0.0034	0.4730	System Constraint
7/11/2019 7:19	0:01	SSA 2	0.0042	0.1980	System Constraint
7/11/2019 7:19	0:01	SSA 3	0.0033	0.4220	System Constraint
7/11/2019 7:20	0:01	SSA 2	0.0042	0.1560	System Constraint
7/11/2019 7:20	0:01	SSA 3	0.0034	0.2060	System Constraint
7/11/2019 7:21	0:01	SSA 2	0.0042	0.1790	System Constraint
7/11/2019 7:24	0:01	SSA 3	0.0033	0.5360	System Constraint
7/11/2019 7:24	0:01	SSA 2	0.0041	0.2390	System Constraint
7/11/2019 7:25	0:04	SSA 3	0.0167	0.0280	System Constraint
7/11/2019 7:25	0:03	SSA 2	0.0169	0.0810	System Constraint
7/11/2019 7:26	0:04	BS 250	Data is not available	Data is not available	System Constraint
7/11/2019 7:26	0:04	ESA	Data is not available	Data is not available	System Constraint
7/11/2019 7:26	0:04	ESB	Data is not available	Data is not available	System Constraint
7/11/2019 7:27	0:03	KWP	0.023085276	20.18564224	System Constraint
7/11/2019 7:27	0:03	KWP	0.023085276	20.18564224	System Constraint
7/11/2019 7:29	0:01	SSA 2	0.0041	0.0040	System Constraint
7/11/2019 7:29	0:01	SSA 3	0.0031	0.2030	System Constraint
7/11/2019 7:29	0:01	SSA 2	0.0014	0.1360	System Constraint
7/11/2019 7:30	0:01	SSA 3	0.0005	0.3190	System Constraint
7/11/2019 7:34	0:01	SSA 2	0.0030	0.3290	System Constraint
7/11/2019 7:37	0:01	SSA 3	0.0005	0.7030	System Constraint
7/11/2019 17:22	0:09	AWE	0.331518825	16.5	System Constraint
7/11/2019 17:22	0:01	SSA 3	0.0004	0.0730	System Constraint
7/11/2019 17:24	0:32	KWP	3.889546903	19.19566917	System Constraint
7/11/2019 17:24	0:32	KWP	3.889546903	19.19566917	System Constraint
7/11/2019 17:24	0:13	SSA 2	0.1537	1.7390	System Constraint
7/11/2019 17:24	0:05	SSA 3	0.0026	0.0630	System Constraint
7/12/2019 1:13	0:18	KWP	0.479061381	19.09487724	System Constraint
7/12/2019 1:13	0:18	KWP	0.479061381	19.09487724	System Constraint
7/12/2019 1:52	0:37	KWP	2.549062141	19.16173935	System Constraint
7/12/2019 1:52	0:37	KWP	2.549062141	19.16173935	System Constraint
7/12/2019 2:33	0:02	KWP	0.005588881	18.75157928	System Constraint
7/12/2019 2:33	0:02	KWP	0.005588881	18.75157928	System Constraint
7/12/2019 2:37	0:01	KWP	0.007419745	18.66775131	System Constraint



Maui Curtailment Report

July 2019

Start Date and Time	Duration	IPP Curtailed	Estimated Curtailed MWH	Peak MW Curtailed	Reasons for Curtailment
7/12/2019 2:37	0:01	KWP	0.007419745	18.66775131	System Constraint
7/12/2019 2:44	0:01	KWP	0.006613413	18.40728569	System Constraint
7/12/2019 2:44	0:01	KWP	0.006613413	18.40728569	System Constraint
7/12/2019 2:46	3:30	KWP	57.38072424	19.20864296	System Constraint
7/12/2019 2:46	3:30	KWP	57.38072424	19.20864296	System Constraint
7/12/2019 3:25	0:01	AWE	0.004891507	8.69999809	System Constraint
7/12/2019 3:41	0:01	AWE	0.009692367	7.79999714	System Constraint
7/12/2019 3:51	0:01	KWP	0.003516483	18.59340668	System Constraint
7/12/2019 3:55	0:01	KWP	0.001098887	18.06593323	System Constraint
7/12/2019 4:08	0:01	KWP	0.000183137	17.01098824	System Constraint
7/12/2019 4:11	0:01	KWP	0.000879129	17.16923141	System Constraint
7/12/2019 4:15	0:01	KWP	0.001758258	17.11648369	System Constraint
7/12/2019 4:25	0:01	KWP	0.000183137	17.01098824	System Constraint
7/12/2019 4:30	0:01	KWP	0.001758226	16.64175797	System Constraint
7/12/2019 4:35	0:01	KWP	0.000879129	14.69011021	System Constraint
7/12/2019 4:42	0:02	KWP	0.00263737	14.10988998	System Constraint
7/12/2019 5:07	0:01	KWP	0.000879113	13.05494499	System Constraint
7/12/2019 5:11	0:01	KWP	0.001758242	14.16263771	System Constraint
7/12/2019 5:25	0:02	KWP	0.001062266	17.06373596	System Constraint
7/12/2019 5:50	0:01	KWP	0.000256411	19.01538467	System Constraint
7/12/2019 6:01	0:01	KWP	0.00113554	19.0681324	System Constraint
7/12/2019 6:03	0:13	BS 250	Data is not available	Data is not available	System Constraint
7/12/2019 6:03	0:13	ESA	Data is not available	Data is not available	System Constraint
7/12/2019 6:03	0:13	ESB	Data is not available	Data is not available	System Constraint
7/12/2019 6:18	0:56	BS 250	Data is not available	Data is not available	System Constraint
7/12/2019 6:18	0:56	ESA	Data is not available	Data is not available	System Constraint
7/12/2019 6:18	0:56	ESB	Data is not available	Data is not available	System Constraint
7/12/2019 6:18	0:56	SSA 2	0.1408	0.0470	System Constraint
7/12/2019 6:18	0:56	SSA 3	0.1955	0.0020	System Constraint
7/12/2019 6:19	0:55	KWP	11.70102562	19.1427784	System Constraint
7/12/2019 6:19	0:55	KWP	11.70102562	19.1427784	System Constraint
7/12/2019 7:12	0:02	AWE	0.032471975	18.19999886	System Constraint
7/12/2019 7:16	0:17	SSA 3	0.1355	0.3970	System Constraint
7/12/2019 7:16	0:17	SSA 2	0.1073	0.1260	System Constraint
7/12/2019 7:17	0:16	BS 250	Data is not available	Data is not available	System Constraint
7/12/2019 7:17	0:16	ESA	Data is not available	Data is not available	System Constraint
7/12/2019 7:17	0:16	ESB	Data is not available	Data is not available	System Constraint
7/12/2019 7:17	0:17	KWP	4.518084115	18.93021393	System Constraint
7/12/2019 7:17	0:17	KWP	4.518084115	18.93021393	System Constraint
7/12/2019 7:19	0:11	AWE	0.163493013	18.69999886	System Constraint
7/12/2019 7:33	0:01	SSA 3	0.0081	0.0330	System Constraint
7/12/2019 7:35	0:01	SSA 3	0.0083	0.1470	System Constraint
7/12/2019 7:35	0:49	SSA 2	0.2557	0.1780	System Constraint
7/12/2019 7:35	0:48	SSA 3	0.6581	0.0020	System Constraint
7/12/2019 7:36	0:49	BS 250	Data is not available	Data is not available	System Constraint
7/12/2019 7:36	0:49	ESA	Data is not available	Data is not available	System Constraint
7/12/2019 7:36	0:49	ESB	Data is not available	Data is not available	System Constraint
7/12/2019 7:36	0:49	KWP	6.858264943	17.94024277	System Constraint
7/12/2019 7:36	0:49	KWP	6.858264943	17.94024277	System Constraint
7/12/2019 8:24	0:01	SSA 3	0.0120	0.0010	System Constraint
7/12/2019 8:42	0:01	SSA 2	0.0013	0.6610	System Constraint
7/12/2019 8:42	0:01	SSA 3	0.0011	1.3810	System Constraint
7/12/2019 8:43	0:01	SSA 2	0.0013	0.9950	System Constraint
7/12/2019 8:43	0:01	SSA 3	0.0011	1.3710	System Constraint
7/12/2019 8:43	0:01	SSA 2	0.0014	0.9270	System Constraint
7/12/2019 8:44	0:01	SSA 3	0.0036	0.5570	System Constraint
7/12/2019 8:44	0:01	SSA 2	0.0059	0.7830	System Constraint
7/12/2019 8:45	0:01	SSA 3	0.0164	0.5700	System Constraint
7/12/2019 8:45	0:01	SSA 2	0.0130	0.6980	System Constraint
7/12/2019 8:45	0:01	SSA 3	0.0161	0.5930	System Constraint
7/12/2019 8:46	0:01	SSA 2	0.0123	0.4750	System Constraint
7/12/2019 8:46	0:01	SSA 3	0.0164	0.2590	System Constraint
7/12/2019 8:47	0:04	BS 250	Data is not available	Data is not available	System Constraint
7/12/2019 8:47	0:04	ESA	Data is not available	Data is not available	System Constraint
7/12/2019 8:47	0:04	ESB	Data is not available	Data is not available	System Constraint
7/12/2019 8:47	0:05	SSA 2	0.0734	0.0230	System Constraint
7/12/2019 8:47	0:05	SSA 3	0.0975	-0.0010	System Constraint
7/12/2019 8:49	0:04	KWP	0.038721784	17.26263046	System Constraint
7/12/2019 8:49	0:04	KWP	0.038721784	17.26263046	System Constraint
7/12/2019 8:52	0:01	SSA 3	0.0164	-0.0020	System Constraint
7/12/2019 8:52	0:01	SSA 2	0.0118	0.2210	System Constraint
7/12/2019 8:52	0:01	SSA 3	0.0161	-0.0020	System Constraint
7/12/2019 8:53	0:01	SSA 2	0.0120	0.4940	System Constraint



Maui Curtailment Report

July 2019

Start Date and Time	Duration	IPP Curtailed	Estimated Curtailed MWH	Peak MW Curtailed	Reasons for Curtailment
7/12/2019 8:53	0:01	SSA 3	0.0157	0.2110	System Constraint
7/12/2019 8:55	0:01	SSA 2	0.0123	0.4850	System Constraint
7/12/2019 8:55	0:01	SSA 3	0.0161	0.6400	System Constraint
7/12/2019 8:55	0:01	SSA 3	0.0164	0.8990	System Constraint
7/12/2019 8:56	0:01	SSA 2	0.0130	0.6510	System Constraint
7/12/2019 8:56	0:01	SSA 3	0.0164	0.5040	System Constraint
7/12/2019 8:56	0:01	SSA 2	0.0123	0.2160	System Constraint
7/12/2019 8:57	0:01	SSA 3	0.0161	0.1330	System Constraint
7/12/2019 8:57	0:08	SSA 2	0.0789	0.1800	System Constraint
7/12/2019 8:58	0:08	KWP	0.107576497	20.01898384	System Constraint
7/12/2019 8:58	0:08	KWP11	0.107576497	20.01898384	System Constraint
7/12/2019 8:58	0:01	SSA 3	0.0161	0.1680	System Constraint
7/12/2019 8:59	0:06	BS 250	Data is not available	Data is not available	System Constraint
7/12/2019 8:59	0:06	ESA	Data is not available	Data is not available	System Constraint
7/12/2019 8:59	0:06	ESB	Data is not available	Data is not available	System Constraint
7/12/2019 8:59	0:06	SSA 3	0.0902	0.0080	System Constraint
7/12/2019 9:05	0:01	SSA 3	0.0106	0.1490	System Constraint
7/12/2019 9:05	0:01	SSA 2	0.0075	0.1590	System Constraint
7/12/2019 9:06	0:01	SSA 3	0.0106	0.4200	System Constraint
7/12/2019 9:06	0:01	SSA 2	0.0075	0.3560	System Constraint
7/12/2019 9:06	0:01	SSA 3	0.0104	0.6080	System Constraint
7/12/2019 9:07	0:01	SSA 2	0.0075	0.5200	System Constraint
7/12/2019 9:11	0:01	SSA 2	0.0078	1.4920	System Constraint
7/12/2019 9:12	0:01	SSA 3	0.0106	1.7410	System Constraint
7/12/2019 9:12	0:01	SSA 2	0.0073	1.2250	System Constraint
7/12/2019 9:22	0:01	SSA 3	0.0003	1.8390	System Constraint
7/12/2019 9:22	0:01	SSA 2	0.0044	2.1100	System Constraint
7/12/2019 9:26	0:01	SSA 2	0.0044	1.3080	System Constraint
7/12/2019 9:26	0:01	SSA 3	0.0003	1.8770	System Constraint
7/12/2019 9:27	0:01	SSA 3	0.0003	1.8910	System Constraint
7/12/2019 9:27	0:01	SSA 2	0.0044	1.4710	System Constraint
7/12/2019 9:30	0:01	SSA 3	0.0045	1.9140	System Constraint
7/12/2019 9:30	0:01	SSA 2	0.0082	1.6570	System Constraint
7/12/2019 9:30	0:01	SSA 3	0.0046	1.2420	System Constraint
7/12/2019 9:31	0:01	SSA 2	0.0082	1.0820	System Constraint
7/12/2019 9:31	0:01	SSA 3	0.0045	1.3580	System Constraint
7/12/2019 9:32	0:01	SSA 2	0.0082	0.7290	System Constraint
7/12/2019 9:32	0:01	SSA 3	0.0045	1.2680	System Constraint
7/12/2019 9:33	0:01	ESA	Data is not available	Data is not available	System Constraint
7/12/2019 9:33	0:01	ESB	Data is not available	Data is not available	System Constraint
7/12/2019 9:33	0:01	SSA 2	0.0082	0.2610	System Constraint
7/12/2019 9:33	0:01	SSA 3	0.0045	0.7210	System Constraint
7/12/2019 9:34	0:01	SSA 3	0.0046	0.5710	System Constraint
7/12/2019 9:34	0:01	SSA 2	0.0081	0.1690	System Constraint
7/12/2019 9:34	0:01	SSA 3	0.0045	0.4770	System Constraint
7/12/2019 9:34	0:01	SSA 2	0.0082	0.0570	System Constraint
7/12/2019 9:37	0:01	SSA 2	0.0082	1.9240	System Constraint
7/12/2019 9:37	0:01	SSA 3	0.0046	1.9790	System Constraint
7/12/2019 10:23	0:01	SSA 3	0.0015	2.3490	System Constraint
7/12/2019 10:25	0:01	SSA 2	0.0024	0.6780	System Constraint
7/12/2019 10:27	0:01	SSA 2	0.0024	0.6890	System Constraint
7/12/2019 10:27	0:01	SSA 3	0.0016	2.3890	System Constraint
7/12/2019 10:28	0:01	SSA 3	0.0016	2.3970	System Constraint
7/12/2019 10:28	0:01	SSA 2	0.0024	0.4350	System Constraint
7/12/2019 10:29	0:32	KWP	1.74317778	18.03005791	System Constraint
7/12/2019 10:29	0:32	KWP11	1.74317778	18.03005791	System Constraint
7/12/2019 10:29	0:29	SSA 3	1.1530	1.2890	System Constraint
7/12/2019 10:29	0:30	SSA 2	0.7911	0.0320	System Constraint
7/12/2019 10:30	0:29	BS 250	Data is not available	Data is not available	System Constraint
7/12/2019 10:30	0:29	ESA	Data is not available	Data is not available	System Constraint
7/12/2019 10:30	0:29	ESB	Data is not available	Data is not available	System Constraint
7/12/2019 10:57	0:01	SSA 3	0.0317	0.0050	System Constraint
7/12/2019 10:58	0:01	SSA 3	0.0331	0.0080	System Constraint
7/12/2019 10:59	0:01	SSA 2	0.0219	0.0050	System Constraint
7/12/2019 10:59	0:01	SSA 3	0.0308	0.0590	System Constraint
7/12/2019 11:00	0:01	BS 250	Data is not available	Data is not available	System Constraint
7/12/2019 11:00	0:01	ESA	Data is not available	Data is not available	System Constraint
7/12/2019 11:00	0:01	ESB	Data is not available	Data is not available	System Constraint
7/12/2019 11:00	0:01	SSA 3	0.0297	0.0050	System Constraint
7/12/2019 11:00	0:01	SSA 2	0.0175	0.0010	System Constraint
7/12/2019 11:01	0:01	SSA 3	0.0304	0.1400	System Constraint
7/12/2019 11:01	0:01	SSA 2	0.0175	0.1170	System Constraint
7/12/2019 11:01	0:01	SSA 3	0.0304	0.3050	System Constraint



Maui Curtailment Report

July 2019

Start Date and Time	Duration	IPP Curtailed	Estimated Curtailed MWH	Peak MW Curtailed	Reasons for Curtailment
7/12/2019 11:02	0:01	SSA 2	0.0175	0.3860	System Constraint
7/12/2019 11:02	0:01	SSA 3	0.0297	0.4820	System Constraint
7/12/2019 11:02	0:01	SSA 2	0.0175	0.2070	System Constraint
7/12/2019 11:03	0:01	SSA 3	0.0304	0.1290	System Constraint
7/12/2019 11:03	0:01	SSA 2	0.0175	0.3020	System Constraint
7/12/2019 11:04	0:01	SSA 3	0.0304	0.5780	System Constraint
7/12/2019 11:04	0:01	SSA 2	0.0175	0.5070	System Constraint
7/12/2019 11:04	0:01	SSA 3	0.0297	1.0120	System Constraint
7/12/2019 11:05	0:05	SSA 2	0.1041	0.5890	System Constraint
7/12/2019 11:05	0:05	SSA 3	0.1811	0.7690	System Constraint
7/12/2019 11:06	0:04	BS 250	Data is not available	Data is not available	System Constraint
7/12/2019 11:06	0:04	ESA	Data is not available	Data is not available	System Constraint
7/12/2019 11:06	0:04	ESB	Data is not available	Data is not available	System Constraint
7/12/2019 11:06	0:05	KWP	0.127019135	15.94133759	System Constraint
7/12/2019 11:06	0:05	KWP/II	0.127019135	15.94133759	System Constraint
7/12/2019 11:10	0:01	SSA 3	0.0297	-0.0030	System Constraint
7/12/2019 11:10	0:01	SSA 2	0.0171	0.2670	System Constraint
7/12/2019 11:10	0:01	SSA 3	0.0304	-0.0030	System Constraint
7/12/2019 11:11	0:01	SSA 2	0.0175	0.4250	System Constraint
7/12/2019 11:11	0:01	SSA 3	0.0304	-0.0030	System Constraint
7/12/2019 11:12	0:01	SSA 2	0.0175	0.7250	System Constraint
7/12/2019 11:12	0:01	SSA 3	0.0304	-0.0030	System Constraint
7/12/2019 11:13	0:01	SSA 3	0.0297	0.2470	System Constraint
7/12/2019 11:13	0:01	SSA 2	0.0175	0.4960	System Constraint
7/12/2019 11:13	0:01	SSA 3	0.0304	0.3400	System Constraint
7/12/2019 11:14	0:03	BS 250	Data is not available	Data is not available	System Constraint
7/12/2019 11:14	0:03	ESA	Data is not available	Data is not available	System Constraint
7/12/2019 11:14	0:03	ESB	Data is not available	Data is not available	System Constraint
7/12/2019 11:14	0:03	SSA 2	0.0774	0.0260	System Constraint
7/12/2019 11:14	0:03	SSA 3	0.1302	0.0050	System Constraint
7/12/2019 11:15	0:03	KWP	0.044120709	16.38442993	System Constraint
7/12/2019 11:15	0:03	KWP/II	0.044120709	16.38442993	System Constraint
7/12/2019 11:17	0:01	SSA 2	0.0212	0.0570	System Constraint
7/12/2019 11:17	0:01	SSA 3	0.0329	-0.0030	System Constraint
7/12/2019 11:21	0:01	SSA 2	0.0212	1.1330	System Constraint
7/12/2019 11:21	0:01	SSA 3	0.0329	0.4470	System Constraint
7/12/2019 11:21	0:01	SSA 2	0.0212	0.8190	System Constraint
7/12/2019 11:22	0:01	SSA 3	0.0336	0.5180	System Constraint
7/12/2019 11:22	0:07	SSA 2	0.1689	0.2830	System Constraint
7/12/2019 11:23	0:06	BS 250	Data is not available	Data is not available	System Constraint
7/12/2019 11:23	0:06	ESA	Data is not available	Data is not available	System Constraint
7/12/2019 11:23	0:06	ESB	Data is not available	Data is not available	System Constraint
7/12/2019 11:23	0:07	KWP	0.202890301	18.05101585	System Constraint
7/12/2019 11:23	0:07	KWP/II	0.202890301	18.05101585	System Constraint
7/12/2019 11:23	0:06	SSA 3	0.2640	-0.0050	System Constraint
7/12/2019 11:29	0:01	SSA 3	0.0337	0.0620	System Constraint
7/12/2019 11:29	0:01	SSA 2	0.0232	0.0550	System Constraint
7/12/2019 11:30	2:55	BS 250	Data is not available	Data is not available	System Constraint
7/12/2019 11:30	2:55	ESA	Data is not available	Data is not available	System Constraint
7/12/2019 11:30	2:55	ESB	Data is not available	Data is not available	System Constraint
7/12/2019 11:30	0:02	SSA 3	0.1039	0.3250	System Constraint
7/12/2019 11:30	0:02	SSA 2	0.0603	0.0150	System Constraint
7/12/2019 11:31	0:01	KWP	0.026934703	15.84253979	System Constraint
7/12/2019 11:31	0:01	KWP/II	0.026934703	15.84253979	System Constraint
7/12/2019 11:32	2:52	SSA 2	4.3349	0.0030	System Constraint
7/12/2019 11:32	2:52	SSA 3	7.8158	0.0020	System Constraint
7/12/2019 11:33	2:52	KWP	19.98266362	20.57683945	System Constraint
7/12/2019 11:33	2:52	KWP/II	19.98266362	20.57683945	System Constraint
7/12/2019 14:24	0:01	SSA 2	0.0179	0.0030	System Constraint
7/12/2019 14:24	0:01	SSA 3	0.0326	0.0510	System Constraint
7/12/2019 14:25	0:01	SSA 2	0.0172	0.3530	System Constraint
7/12/2019 14:25	0:01	SSA 3	0.0341	0.1310	System Constraint
7/12/2019 14:26	0:01	SSA 3	0.0326	0.1740	System Constraint
7/12/2019 14:26	0:01	SSA 3	0.0333	0.3810	System Constraint
7/12/2019 14:26	0:01	SSA 2	0.0175	0.3120	System Constraint
7/12/2019 14:27	0:01	SSA 3	0.0333	0.5410	System Constraint
7/12/2019 14:27	0:08	SSA 2	0.1333	0.0210	System Constraint
7/12/2019 14:28	0:03	BS 250	Data is not available	Data is not available	System Constraint
7/12/2019 14:28	0:03	ESA	Data is not available	Data is not available	System Constraint
7/12/2019 14:28	0:03	ESB	Data is not available	Data is not available	System Constraint
7/12/2019 14:28	0:04	KWP	0.085577202	19.553936	System Constraint
7/12/2019 14:28	0:04	KWP/II	0.085577202	19.553936	System Constraint
7/12/2019 14:28	0:08	SSA 3	0.2413	-0.0020	System Constraint



Maui Curtailment Report

July 2019

Start Date and Time	Duration	IPP Curtailed	Estimated Curtailed MWH	Peak MW Curtailed	Reasons for Curtailment
7/12/2019 14:32	0:05	BS 250	Data is not available	Data is not available	System Constraint
7/12/2019 14:32	0:05	ESA	Data is not available	Data is not available	System Constraint
7/12/2019 14:32	0:05	ESB	Data is not available	Data is not available	System Constraint
7/12/2019 14:33	0:04	KWP	0.075341098	20.08684349	System Constraint
7/12/2019 14:33	0:04	KWP	0.075341098	20.08684349	System Constraint
7/12/2019 14:35	0:01	SSA 2	0.0135	0.0310	System Constraint
7/12/2019 14:36	0:01	SSA 3	0.0201	0.0040	System Constraint
7/12/2019 14:36	0:01	SSA 2	0.0135	0.0210	System Constraint
7/12/2019 14:36	0:01	SSA 3	0.0205	0.1050	System Constraint
7/12/2019 14:37	0:01	SSA 2	0.0135	0.1750	System Constraint
7/12/2019 14:37	0:01	SSA 3	0.0205	0.2010	System Constraint
7/12/2019 14:38	0:01	SSA 2	0.0135	0.3430	System Constraint
7/12/2019 14:38	0:01	SSA 3	0.0205	0.4150	System Constraint
7/12/2019 14:39	0:01	SSA 3	0.0201	0.3980	System Constraint
7/12/2019 14:39	0:01	SSA 2	0.0135	0.4110	System Constraint
7/12/2019 14:39	0:01	SSA 3	0.0210	0.3420	System Constraint
7/12/2019 14:39	0:01	SSA 2	0.0135	0.3610	System Constraint
7/12/2019 14:40	0:01	SSA 3	0.0201	0.2640	System Constraint
7/12/2019 14:40	0:01	SSA 2	0.0135	0.0550	System Constraint
7/12/2019 14:41	0:01	BS 250	Data is not available	Data is not available	System Constraint
7/12/2019 14:41	0:06	ESA	Data is not available	Data is not available	System Constraint
7/12/2019 14:41	0:06	ESB	Data is not available	Data is not available	System Constraint
7/12/2019 14:41	0:01	KWP	0.004294364	19.14776802	System Constraint
7/12/2019 14:41	0:01	KWP	0.004294364	19.14776802	System Constraint
7/12/2019 14:41	0:01	SSA 3	0.0201	0.0070	System Constraint
7/12/2019 14:41	0:01	SSA 2	0.0135	0.0080	System Constraint
7/12/2019 14:42	0:01	SSA 3	0.0205	-0.0040	System Constraint
7/12/2019 14:42	0:03	SSA 2	0.0586	0.0170	System Constraint
7/12/2019 14:42	0:04	SSA 3	0.0674	-0.0030	System Constraint
7/12/2019 14:43	0:04	BS 250	Data is not available	Data is not available	System Constraint
7/12/2019 14:43	0:04	KWP	0.037416363	19.73955536	System Constraint
7/12/2019 14:43	0:04	KWP	0.037416363	19.73955536	System Constraint
7/12/2019 14:46	0:01	SSA 2	0.0211	0.0120	System Constraint
7/12/2019 14:46	0:01	SSA 3	0.0038	-0.0040	System Constraint
7/12/2019 14:46	0:01	SSA 2	0.0211	0.1150	System Constraint
7/12/2019 14:47	0:01	SSA 3	0.0038	0.1850	System Constraint
7/12/2019 14:47	0:01	SSA 2	0.0211	0.5030	System Constraint
7/12/2019 14:48	0:01	SSA 3	0.0038	0.2780	System Constraint
7/12/2019 14:48	0:01	SSA 2	0.0211	0.6740	System Constraint
7/12/2019 14:48	0:01	SSA 3	0.0038	0.3820	System Constraint
7/12/2019 14:49	0:01	SSA 2	0.0211	1.1290	System Constraint
7/12/2019 14:49	0:01	SSA 3	0.0038	0.7100	System Constraint
7/12/2019 14:50	0:01	SSA 2	0.0211	1.5940	System Constraint
7/12/2019 14:50	0:01	SSA 3	0.0038	0.5970	System Constraint
7/12/2019 14:55	0:01	SSA 2	0.0211	2.1460	System Constraint
7/12/2019 14:55	0:01	SSA 3	0.0038	0.7190	System Constraint
7/12/2019 14:56	0:01	SSA 2	0.0207	2.0920	System Constraint
7/12/2019 14:56	0:01	SSA 3	0.0038	0.4160	System Constraint
7/12/2019 14:57	0:01	SSA 2	0.0211	1.4700	System Constraint
7/12/2019 14:57	0:01	SSA 3	0.0038	0.3320	System Constraint
7/12/2019 14:58	0:01	SSA 3	0.0038	0.3770	System Constraint
7/12/2019 14:58	0:01	SSA 2	0.0211	1.0580	System Constraint
7/12/2019 14:58	0:01	SSA 3	0.0038	0.3400	System Constraint
7/12/2019 14:59	0:01	SSA 2	0.0211	0.9380	System Constraint
7/12/2019 14:59	0:01	SSA 3	0.0025	0.4320	System Constraint
7/12/2019 14:59	0:01	SSA 2	0.0265	1.4380	System Constraint
7/12/2019 15:00	0:01	SSA 3	0.0036	0.4140	System Constraint
7/12/2019 15:00	0:01	SSA 2	0.0085	1.0640	System Constraint
7/12/2019 15:01	0:01	SSA 3	0.0036	0.2180	System Constraint
7/12/2019 15:01	0:01	SSA 2	0.0085	0.8260	System Constraint
7/12/2019 15:01	0:01	SSA 3	0.0034	0.1700	System Constraint
7/12/2019 15:02	0:01	SSA 2	0.0085	0.7720	System Constraint
7/12/2019 15:02	0:01	SSA 3	0.0035	0.1160	System Constraint
7/12/2019 15:03	0:01	SSA 2	0.0085	0.4810	System Constraint
7/12/2019 15:03	0:01	SSA 3	0.0035	0.1730	System Constraint
7/12/2019 15:04	0:01	SSA 3	0.0034	0.5100	System Constraint
7/12/2019 15:04	0:01	SSA 2	0.0085	0.5830	System Constraint
7/12/2019 15:04	0:01	SSA 3	0.0035	0.9020	System Constraint
7/12/2019 15:05	0:01	SSA 2	0.0085	0.4950	System Constraint
7/12/2019 15:06	0:01	SSA 2	0.0085	0.4810	System Constraint
7/12/2019 15:07	0:01	SSA 3	0.0035	1.0530	System Constraint
7/12/2019 15:07	0:01	SSA 2	0.0084	0.3660	System Constraint
7/12/2019 15:08	0:01	SSA 3	0.0035	0.7300	System Constraint



Maui Curtailment Report

July 2019

Start Date and Time	Duration	IPP Curtailed	Estimated Curtailed MWH	Peak MW Curtailed	Reasons for Curtailment
7/12/2019 15:09	0:01	SSA 2	0.0084	0.3400	System Constraint
7/12/2019 15:09	0:01	SSA 3	0.0035	0.7090	System Constraint
7/12/2019 15:11	0:01	SSA 3	0.0035	0.7700	System Constraint
7/12/2019 15:12	0:01	SSA 3	0.0034	0.6500	System Constraint
7/12/2019 15:12	0:01	SSA 2	0.0085	0.7600	System Constraint
7/12/2019 15:20	0:01	SSA 3	0.0057	0.8000	System Constraint
7/12/2019 15:21	0:01	SSA 2	0.0106	0.7310	System Constraint
7/12/2019 15:21	0:01	SSA 3	0.0058	0.7850	System Constraint
7/12/2019 15:22	0:01	SSA 2	0.0106	0.7040	System Constraint
7/12/2019 15:22	0:01	SSA 3	0.0056	0.8230	System Constraint
7/12/2019 15:23	0:01	SSA 3	0.0057	0.6770	System Constraint
7/12/2019 15:23	0:01	SSA 2	0.0106	0.3660	System Constraint
7/12/2019 15:24	0:04	BS 250	Data is not available	Data is not available	System Constraint
7/12/2019 15:24	0:04	ESA	Data is not available	Data is not available	System Constraint
7/12/2019 15:24	0:04	ESB	Data is not available	Data is not available	System Constraint
7/12/2019 15:24	0:07	SSA 3	0.0493	0.0650	System Constraint
7/12/2019 15:24	0:06	SSA 2	0.0724	0.0320	System Constraint
7/12/2019 15:25	0:06	KWP	0.082942454	20.56885719	System Constraint
7/12/2019 15:25	0:06	KWP	0.082942454	20.56885719	System Constraint
7/12/2019 15:29	0:01	BS 250	Data is not available	Data is not available	System Constraint
7/12/2019 15:29	0:01	ESA	Data is not available	Data is not available	System Constraint
7/12/2019 15:29	0:01	ESB	Data is not available	Data is not available	System Constraint
7/12/2019 15:30	0:01	SSA 2	0.0161	0.0150	System Constraint
7/12/2019 15:30	0:01	SSA 3	0.0040	0.1840	System Constraint
7/12/2019 15:31	0:01	SSA 2	0.0161	0.2630	System Constraint
7/12/2019 15:31	0:01	SSA 3	0.0040	0.3280	System Constraint
7/12/2019 15:31	0:01	SSA 2	0.0161	0.3880	System Constraint
7/12/2019 15:32	0:01	SSA 3	0.0039	0.6300	System Constraint
7/12/2019 15:32	0:01	SSA 2	0.0161	0.6540	System Constraint
7/12/2019 15:33	0:01	SSA 3	0.0040	0.9380	System Constraint
7/12/2019 15:33	0:01	SSA 2	0.0161	0.9740	System Constraint
7/12/2019 15:33	0:01	SSA 3	0.0039	0.9860	System Constraint
7/12/2019 22:48	3:00	KWP	48.32925505	20.65068817	System Constraint
7/12/2019 22:48	3:00	KWP	48.32925505	20.65068817	System Constraint
7/12/2019 23:41	2:03	AWE	4.9597188	21	System Constraint
7/13/2019 1:49	3:39	KWP	64.04302882	20.66665649	System Constraint
7/13/2019 1:49	3:39	KWP	64.04302882	20.66665649	System Constraint
7/13/2019 2:36	0:40	AWE	1.561069536	14	System Constraint
7/13/2019 3:17	0:05	AWE	0.097277514	14.19999981	System Constraint
7/13/2019 3:24	0:10	AWE	0.314757522	14.80000019	System Constraint
7/13/2019 3:42	1:42	AWE	9.399819581	21	System Constraint
7/13/2019 5:29	0:48	BS 250	Data is not available	Data is not available	System Constraint
7/13/2019 5:29	0:48	ESA	Data is not available	Data is not available	System Constraint
7/13/2019 5:29	0:48	ESB	Data is not available	Data is not available	System Constraint
7/13/2019 5:30	0:46	KWP	4.145578917	18.66475868	System Constraint
7/13/2019 5:30	0:46	KWP	4.145578917	18.66475868	System Constraint
7/13/2019 6:59	0:10	BS 250	Data is not available	Data is not available	System Constraint
7/13/2019 6:59	0:10	ESA	Data is not available	Data is not available	System Constraint
7/13/2019 6:59	0:10	ESB	Data is not available	Data is not available	System Constraint
7/13/2019 6:59	0:01	SSA 2	0.0004	0.1140	System Constraint
7/13/2019 6:59	0:09	SSA 3	0.0481	0.0020	System Constraint
7/13/2019 6:59	0:09	SSA 2	0.0298	0.0030	System Constraint
7/13/2019 7:00	0:09	KWP	0.288687181	17.32250786	System Constraint
7/13/2019 7:00	0:09	KWP	0.288687181	17.32250786	System Constraint
7/13/2019 7:08	0:01	SSA 2	0.0032	0.0490	System Constraint
7/13/2019 7:17	0:01	SSA 2	0.0024	0.2040	System Constraint
7/13/2019 7:17	0:01	SSA 3	0.0033	0.5940	System Constraint
7/13/2019 7:18	0:01	BS 250	Data is not available	Data is not available	System Constraint
7/13/2019 7:18	0:01	ESA	Data is not available	Data is not available	System Constraint
7/13/2019 7:18	0:01	ESB	Data is not available	Data is not available	System Constraint
7/13/2019 7:18	0:02	SSA 3	0.0067	0.0480	System Constraint
7/13/2019 7:18	0:02	SSA 2	0.0048	0.0030	System Constraint
7/13/2019 7:19	0:01	KWP	0.011598714	18.28453636	System Constraint
7/13/2019 7:19	0:01	KWP	0.011598714	18.28453636	System Constraint
7/13/2019 7:19	0:01	SSA 3	0.0033	0.0880	System Constraint
7/13/2019 7:19	0:01	SSA 2	0.0023	0.1390	System Constraint
7/13/2019 7:20	0:01	SSA 2	0.0024	0.1380	System Constraint
7/13/2019 7:21	0:02	ESA	Data is not available	Data is not available	System Constraint
7/13/2019 7:21	0:02	ESB	Data is not available	Data is not available	System Constraint
7/13/2019 7:21	0:02	SSA 3	0.0064	0.1750	System Constraint
7/13/2019 7:21	0:02	SSA 2	0.0048	0.0800	System Constraint
7/13/2019 7:22	0:01	BS 250	Data is not available	Data is not available	System Constraint
7/13/2019 7:22	0:01	KWP	0.013983409	17.4213047	System Constraint



Maui Curtailment Report

July 2019

Start Date and Time	Duration	IPP Curtailed	Estimated Curtailed MWH	Peak MW Curtailed	Reasons for Curtailment
7/13/2019 7:22	0:01	KWP	0.013983409	17.4213047	System Constraint
7/13/2019 7:23	0:01	SSA 3	0.0033	0.2780	System Constraint
7/13/2019 7:24	0:01	SSA 2	0.0024	0.1270	System Constraint
7/13/2019 7:27	0:01	SSA 3	0.0033	0.2850	System Constraint
7/13/2019 7:27	0:02	SSA 2	0.0048	0.1550	System Constraint
7/13/2019 7:28	0:02	BS 250	Data is not available	Data is not available	System Constraint
7/13/2019 7:28	0:02	ESA	Data is not available	Data is not available	System Constraint
7/13/2019 7:28	0:02	ESB	Data is not available	Data is not available	System Constraint
7/13/2019 7:28	0:02	KWP	0.027486293	16.53412247	System Constraint
7/13/2019 7:28	0:02	KWP	0.027486293	16.53412247	System Constraint
7/13/2019 7:28	0:02	SSA 3	0.0066	0.0080	System Constraint
7/13/2019 8:14	0:01	SSA 3	0.0019	0.5590	System Constraint
7/13/2019 8:16	0:01	SSA 3	0.0037	0.3320	System Constraint
7/13/2019 8:16	0:01	SSA 2	0.0107	0.1510	System Constraint
7/13/2019 8:17	0:01	SSA 3	0.0038	0.0100	System Constraint
7/13/2019 8:17	0:01	SSA 2	0.0107	0.1180	System Constraint
7/13/2019 8:18	0:01	SSA 3	0.0036	0.1990	System Constraint
7/13/2019 8:18	0:01	SSA 2	0.0107	0.2970	System Constraint
7/13/2019 8:19	0:01	SSA 3	0.0036	0.0670	System Constraint
7/13/2019 8:19	0:01	SSA 2	0.0107	0.4250	System Constraint
7/13/2019 8:19	0:01	SSA 3	0.0038	0.3680	System Constraint
7/13/2019 8:20	0:01	SSA 2	0.0107	0.4930	System Constraint
7/13/2019 8:20	0:01	SSA 3	0.0038	0.2250	System Constraint
7/13/2019 8:21	0:02	SSA 2	0.0215	0.3570	System Constraint
7/13/2019 8:21	0:01	SSA 3	0.0038	0.0050	System Constraint
7/13/2019 8:22	0:01	BS 250	Data is not available	Data is not available	System Constraint
7/13/2019 8:22	0:01	ESA	Data is not available	Data is not available	System Constraint
7/13/2019 8:22	0:01	ESB	Data is not available	Data is not available	System Constraint
7/13/2019 8:22	0:01	SSA 3	0.0037	0.0100	System Constraint
7/13/2019 8:22	0:01	SSA 2	0.0107	0.0090	System Constraint
7/13/2019 8:23	0:01	SSA 3	0.0036	0.0440	System Constraint
7/13/2019 8:23	0:02	SSA 3	0.0074	0.0050	System Constraint
7/13/2019 8:23	0:01	SSA 2	0.0107	-0.0030	System Constraint
7/13/2019 8:24	0:01	ESA	Data is not available	Data is not available	System Constraint
7/13/2019 8:24	0:01	ESB	Data is not available	Data is not available	System Constraint
7/13/2019 8:24	0:01	SSA 2	0.0103	-0.0020	System Constraint
7/13/2019 8:25	0:01	SSA 3	0.0036	0.1820	System Constraint
7/13/2019 8:27	0:01	SSA 3	0.0036	0.3120	System Constraint
7/13/2019 8:28	0:01	SSA 2	0.0107	-0.0030	System Constraint
7/13/2019 8:28	0:01	SSA 3	0.0038	0.4250	System Constraint
7/13/2019 8:29	0:01	SSA 2	0.0107	0.3210	System Constraint
7/13/2019 8:29	0:01	SSA 3	0.0049	0.5340	System Constraint
7/13/2019 8:30	0:01	SSA 3	0.0091	0.4960	System Constraint
7/13/2019 8:30	0:01	SSA 2	0.0142	0.6840	System Constraint
7/13/2019 8:31	0:01	SSA 3	0.0091	0.5290	System Constraint
7/13/2019 8:31	0:01	SSA 2	0.0142	0.4610	System Constraint
7/13/2019 8:32	0:01	SSA 3	0.0093	0.5710	System Constraint
7/13/2019 8:32	0:01	SSA 2	0.0142	0.2350	System Constraint
7/13/2019 8:33	0:01	SSA 3	0.0093	0.2960	System Constraint
7/13/2019 8:33	0:01	SSA 2	0.0142	0.4550	System Constraint
7/13/2019 8:33	0:01	SSA 3	0.0091	0.2960	System Constraint
7/13/2019 8:34	3:16	BS 250	Data is not available	Data is not available	System Constraint
7/13/2019 8:34	3:16	ESA	Data is not available	Data is not available	System Constraint
7/13/2019 8:34	3:16	ESB	Data is not available	Data is not available	System Constraint
7/13/2019 8:34	3:16	SSA 2	4.6544	0.1620	System Constraint
7/13/2019 8:34	3:16	SSA 3	7.2043	0.0170	System Constraint
7/13/2019 8:35	2:35	KWP	26.25997884	20.63871384	System Constraint
7/13/2019 8:35	2:35	KWP	26.25997884	20.63871384	System Constraint
7/13/2019 10:03	0:01	AWE	0.004240545	21	System Constraint
7/13/2019 10:50	0:07	AWE	0.216053581	21	System Constraint
7/13/2019 11:00	0:01	AWE	0.002907499	21	System Constraint
7/13/2019 11:11	0:40	KWP	5.153027562	17.48517418	System Constraint
7/13/2019 11:11	0:40	KWP	5.153027562	17.48517418	System Constraint
7/13/2019 11:50	0:01	SSA 3	0.0269	0.1120	System Constraint
7/13/2019 11:50	0:01	SSA 2	0.0333	0.0550	System Constraint
7/13/2019 11:51	0:01	SSA 3	0.0275	0.4350	System Constraint
7/13/2019 11:51	0:01	SSA 2	0.0346	0.0930	System Constraint
7/13/2019 11:52	0:01	SSA 3	0.0269	1.0250	System Constraint
7/13/2019 11:52	0:01	SSA 2	0.0346	0.1560	System Constraint
7/13/2019 11:52	0:01	SSA 3	0.0263	1.4520	System Constraint
7/13/2019 11:53	0:01	SSA 2	0.0346	0.1460	System Constraint
7/13/2019 11:53	0:01	SSA 3	0.0269	1.6480	System Constraint
7/13/2019 11:54	0:01	SSA 2	0.0346	0.5360	System Constraint



Maui Curtailment Report

July 2019

Start Date and Time	Duration	IPP Curtailed	Estimated Curtailed MWH	Peak MW Curtailed	Reasons for Curtailment
7/13/2019 11:54	0:01	SSA 3	0.0275	1.4190	System Constraint
7/13/2019 11:54	0:01	SSA 2	0.0346	0.9680	System Constraint
7/13/2019 11:55	0:01	SSA 3	0.0269	1.1260	System Constraint
7/13/2019 11:55	0:01	SSA 2	0.0346	1.3950	System Constraint
7/13/2019 11:55	0:01	SSA 3	0.0275	1.0560	System Constraint
7/13/2019 11:56	0:01	SSA 2	0.0346	1.0360	System Constraint
7/13/2019 11:56	0:01	SSA 3	0.0275	1.1200	System Constraint
7/13/2019 11:57	0:01	SSA 3	0.0269	1.0650	System Constraint
7/13/2019 11:57	0:01	SSA 2	0.0346	1.1790	System Constraint
7/13/2019 11:58	0:01	SSA 3	0.0275	1.2270	System Constraint
7/13/2019 11:58	0:01	SSA 2	0.0346	0.8690	System Constraint
7/13/2019 11:59	0:01	SSA 3	0.0275	1.4770	System Constraint
7/13/2019 11:59	0:01	SSA 2	0.0279	1.6310	System Constraint
7/13/2019 11:59	0:01	SSA 3	0.0080	1.7040	System Constraint
7/13/2019 12:00	0:01	SSA 2	0.0029	2.1660	System Constraint
7/13/2019 12:00	0:01	SSA 3	0.0039	2.2000	System Constraint
7/13/2019 12:01	0:01	SSA 2	0.0029	2.2690	System Constraint
7/13/2019 12:01	0:01	SSA 3	0.0039	2.2180	System Constraint
7/13/2019 12:09	0:01	SSA 2	0.0029	2.6260	System Constraint
7/13/2019 12:09	0:01	SSA 3	0.0042	2.7930	System Constraint
7/13/2019 12:10	0:01	SSA 2	0.0028	2.5190	System Constraint
7/13/2019 12:10	0:01	SSA 3	0.0040	2.5040	System Constraint
7/13/2019 12:11	0:01	SSA 3	0.0039	2.3980	System Constraint
7/13/2019 12:11	0:01	SSA 2	0.0029	2.2980	System Constraint
7/13/2019 12:13	0:01	SSA 2	0.0029	2.8080	System Constraint
7/13/2019 12:13	0:01	SSA 3	0.0041	2.6440	System Constraint
7/13/2019 12:14	0:01	SSA 2	0.0029	2.4200	System Constraint
7/13/2019 12:14	0:01	SSA 3	0.0091	2.1710	System Constraint
7/13/2019 12:14	0:01	SSA 2	0.0181	1.9800	System Constraint
7/13/2019 12:15	0:01	SSA 3	0.0183	1.6060	System Constraint
7/13/2019 12:15	0:02	SSA 2	0.0403	1.3550	System Constraint
7/13/2019 12:16	0:01	SSA 3	0.0187	1.0630	System Constraint
7/13/2019 12:16	0:01	SSA 3	0.0187	0.5340	System Constraint
7/13/2019 12:17	0:01	SSA 2	0.0201	0.8270	System Constraint
7/13/2019 12:17	0:01	SSA 3	0.0183	0.6980	System Constraint
7/13/2019 12:18	0:01	SSA 2	0.0197	0.6110	System Constraint
7/13/2019 12:18	0:01	SSA 3	0.0191	0.4960	System Constraint
7/13/2019 12:19	0:01	SSA 3	0.0179	0.6980	System Constraint
7/13/2019 12:19	0:01	SSA 2	0.0197	0.5780	System Constraint
7/13/2019 12:19	0:01	SSA 3	0.0187	0.4640	System Constraint
7/13/2019 12:20	0:01	SSA 2	0.0201	0.4260	System Constraint
7/13/2019 12:20	0:01	SSA 3	0.0187	0.6570	System Constraint
7/13/2019 12:20	0:01	SSA 2	0.0197	0.6970	System Constraint
7/13/2019 12:21	0:01	SSA 3	0.0179	0.8110	System Constraint
7/13/2019 12:21	0:01	SSA 2	0.0201	1.0300	System Constraint
7/13/2019 12:22	0:01	SSA 3	0.0187	0.9360	System Constraint
7/13/2019 12:22	0:01	SSA 2	0.0201	1.4550	System Constraint
7/13/2019 12:23	0:01	SSA 3	0.0187	1.3470	System Constraint
7/13/2019 12:23	0:01	SSA 2	0.0201	2.0550	System Constraint
7/13/2019 12:23	0:01	SSA 3	0.0179	1.9060	System Constraint
7/13/2019 12:24	0:01	SSA 2	0.0201	2.4630	System Constraint
7/13/2019 12:24	0:01	SSA 3	0.0187	2.4280	System Constraint
7/13/2019 12:25	0:01	SSA 2	0.0201	2.6040	System Constraint
7/13/2019 12:25	0:01	SSA 3	0.0183	2.6660	System Constraint
7/13/2019 12:26	0:01	SSA 3	0.0187	2.4950	System Constraint
7/13/2019 12:26	0:01	SSA 2	0.0201	2.5450	System Constraint
7/13/2019 12:26	0:01	SSA 3	0.0187	2.6050	System Constraint
7/13/2019 12:26	0:01	SSA 2	0.0201	2.4970	System Constraint
7/13/2019 12:27	0:01	SSA 3	0.0183	2.1640	System Constraint
7/13/2019 12:27	0:01	SSA 2	0.0201	1.9810	System Constraint
7/13/2019 12:28	0:01	SSA 3	0.0183	1.7100	System Constraint
7/13/2019 12:28	0:01	SSA 2	0.0201	1.6620	System Constraint
7/13/2019 12:29	0:01	SSA 3	0.0187	1.2770	System Constraint
7/13/2019 12:29	0:01	SSA 2	0.0264	1.0780	System Constraint
7/13/2019 12:29	0:01	SSA 3	0.0268	1.1480	System Constraint
7/13/2019 12:30	0:01	SSA 2	0.0322	0.7780	System Constraint
7/13/2019 12:30	0:01	SSA 3	0.0278	0.7770	System Constraint
7/13/2019 12:31	0:01	SSA 2	0.0322	0.9970	System Constraint
7/13/2019 12:31	0:01	SSA 3	0.0266	0.7390	System Constraint
7/13/2019 12:32	0:01	SSA 2	0.0322	0.9490	System Constraint
7/13/2019 12:32	0:01	SSA 3	0.0266	1.0280	System Constraint
7/13/2019 12:33	0:01	SSA 3	0.0278	1.4690	System Constraint
7/13/2019 12:33	0:01	SSA 2	0.0322	1.3780	System Constraint



Maui Curtailment Report

July 2019

Start Date and Time	Duration	IPP Curtailed	Estimated Curtailed MWH	Peak MW Curtailed	Reasons for Curtailment
7/13/2019 12:33	0:01	SSA 3	0.0278	1.9210	System Constraint
7/13/2019 12:33	0:01	SSA 2	0.0322	1.6980	System Constraint
7/13/2019 12:34	0:01	SSA 3	0.0272	1.9480	System Constraint
7/13/2019 12:34	0:01	SSA 2	0.0322	1.6600	System Constraint
7/13/2019 12:35	0:01	SSA 3	0.0278	1.8560	System Constraint
7/13/2019 12:35	0:01	SSA 2	0.0310	1.4770	System Constraint
7/13/2019 12:36	0:01	SSA 3	0.0278	1.4130	System Constraint
7/13/2019 12:36	0:01	SSA 2	0.0322	1.2450	System Constraint
7/13/2019 12:36	0:01	SSA 3	0.0272	1.0340	System Constraint
7/13/2019 12:37	0:01	SSA 2	0.0322	0.7370	System Constraint
7/13/2019 12:37	0:05	SSA 3	0.1931	0.4420	System Constraint
7/13/2019 12:38	0:04	BS 250	Data is not available	Data is not available	System Constraint
7/13/2019 12:38	0:05	ESA	Data is not available	Data is not available	System Constraint
7/13/2019 12:38	0:05	ESB	Data is not available	Data is not available	System Constraint
7/13/2019 12:38	0:05	KWP	0.1284928	10.65117645	System Constraint
7/13/2019 12:38	0:05	KWP II	0.1284928	10.65117645	System Constraint
7/13/2019 12:38	0:04	SSA 2	0.1611	0.1200	System Constraint
7/13/2019 12:42	0:01	SSA 2	0.0322	-0.0020	System Constraint
7/13/2019 12:43	0:01	SSA 3	0.0272	0.1580	System Constraint
7/13/2019 12:43	0:01	SSA 2	0.0322	-0.0030	System Constraint
7/13/2019 12:43	0:01	SSA 3	0.0272	0.4830	System Constraint
7/13/2019 12:44	0:01	SSA 2	0.0335	0.0050	System Constraint
7/13/2019 12:44	0:01	SSA 3	0.0311	0.7580	System Constraint
7/13/2019 12:45	0:01	SSA 2	0.0399	0.2140	System Constraint
7/13/2019 12:45	0:01	SSA 3	0.0346	0.9820	System Constraint
7/13/2019 12:46	0:01	SSA 2	0.0399	0.2330	System Constraint
7/13/2019 12:46	0:01	SSA 3	0.0339	0.8220	System Constraint
7/13/2019 12:46	0:01	SSA 2	0.0399	0.1960	System Constraint
7/13/2019 12:47	0:01	SSA 3	0.0339	0.5140	System Constraint
7/13/2019 12:47	0:01	SSA 2	0.0399	0.5100	System Constraint
7/13/2019 12:47	0:01	SSA 3	0.0346	0.8600	System Constraint
7/13/2019 12:48	0:01	SSA 3	0.0339	0.6190	System Constraint
7/13/2019 12:48	0:01	SSA 2	0.0399	0.6270	System Constraint
7/13/2019 12:49	1:00	BS 250	Data is not available	Data is not available	System Constraint
7/13/2019 12:49	1:00	ESA	Data is not available	Data is not available	System Constraint
7/13/2019 12:49	1:00	ESB	Data is not available	Data is not available	System Constraint
7/13/2019 12:49	0:58	SSA 3	2.6363	0.2210	System Constraint
7/13/2019 12:49	0:58	SSA 2	2.7021	0.1710	System Constraint
7/13/2019 12:50	0:58	KWP	6.237650442	19.67668533	System Constraint
7/13/2019 12:50	0:58	KWP II	6.237650442	19.67668533	System Constraint
7/13/2019 13:47	0:01	SSA 3	0.0179	0.0060	System Constraint
7/13/2019 13:47	0:01	SSA 2	0.0245	0.0050	System Constraint
7/13/2019 13:48	0:02	SSA 3	0.0362	-0.0010	System Constraint
7/13/2019 13:48	0:01	SSA 2	0.0245	0.0050	System Constraint
7/13/2019 13:49	0:01	SSA 2	0.0245	0.0030	System Constraint
7/13/2019 13:49	0:01	SSA 3	0.0183	0.1950	System Constraint
7/13/2019 13:50	0:01	SSA 2	0.0245	0.1420	System Constraint
7/13/2019 13:50	0:01	SSA 3	0.0179	0.3160	System Constraint
7/13/2019 13:50	0:01	SSA 2	0.0240	0.3660	System Constraint
7/13/2019 13:51	0:01	SSA 3	0.0195	0.7380	System Constraint
7/13/2019 13:51	0:01	SSA 2	0.0245	0.8830	System Constraint
7/13/2019 13:52	0:01	SSA 3	0.0179	1.2460	System Constraint
7/13/2019 13:52	0:01	SSA 2	0.0245	1.0940	System Constraint
7/13/2019 13:52	0:01	SSA 3	0.0179	1.4310	System Constraint
7/13/2019 13:53	0:01	SSA 2	0.0245	0.6610	System Constraint
7/13/2019 13:53	0:01	SSA 3	0.0183	1.5190	System Constraint
7/13/2019 13:56	0:01	SSA 2	0.0245	2.9210	System Constraint
7/13/2019 13:59	0:01	SSA 3	0.0183	2.6690	System Constraint
7/13/2019 14:02	0:01	SSA 3	0.0072	2.6160	System Constraint
7/13/2019 14:03	0:01	SSA 2	0.0097	2.9040	System Constraint
7/13/2019 14:03	0:01	SSA 3	0.0072	2.6030	System Constraint
7/13/2019 14:03	0:01	SSA 2	0.0097	2.2710	System Constraint
7/13/2019 14:04	0:01	SSA 3	0.0069	1.9930	System Constraint
7/13/2019 14:04	0:01	SSA 2	0.0097	1.3580	System Constraint
7/13/2019 14:05	0:01	SSA 3	0.0069	2.1280	System Constraint
7/13/2019 14:05	0:01	SSA 2	0.0097	2.1580	System Constraint
7/13/2019 14:06	0:01	SSA 3	0.0072	1.7480	System Constraint
7/13/2019 14:06	0:01	SSA 2	0.0094	1.5320	System Constraint
7/13/2019 14:06	0:01	SSA 3	0.0071	1.3720	System Constraint
7/13/2019 14:07	0:01	SSA 2	0.0097	1.1730	System Constraint
7/13/2019 14:07	0:01	SSA 3	0.0071	1.0620	System Constraint
7/13/2019 14:08	0:01	SSA 2	0.0097	1.0430	System Constraint
7/13/2019 14:08	0:01	SSA 3	0.0072	1.1720	System Constraint



Maui Curtailment Report

July 2019

Start Date and Time	Duration	IPP Curtailed	Estimated Curtailed MWH	Peak MW Curtailed	Reasons for Curtailment
7/13/2019 14:09	0:01	SSA 2	0.0097	1.1360	System Constraint
7/13/2019 14:09	0:01	SSA 3	0.0071	1.1860	System Constraint
7/13/2019 14:09	0:01	SSA 3	0.0072	1.4210	System Constraint
7/13/2019 14:09	0:01	SSA 2	0.0097	1.3600	System Constraint
7/13/2019 14:10	0:01	SSA 2	0.0097	1.9940	System Constraint
7/13/2019 14:13	0:01	SSA 3	0.0069	2.6320	System Constraint
7/13/2019 14:14	0:01	SSA 2	0.0130	2.7800	System Constraint
7/13/2019 14:14	0:01	SSA 3	0.0141	2.6100	System Constraint
7/13/2019 14:15	0:01	SSA 2	0.0312	1.4370	System Constraint
7/13/2019 14:15	0:01	SSA 3	0.0256	1.7740	System Constraint
7/13/2019 14:16	0:01	SSA 2	0.0312	0.5100	System Constraint
7/13/2019 14:16	0:01	SSA 3	0.0250	1.1940	System Constraint
7/13/2019 14:16	0:01	SSA 3	0.0256	0.6320	System Constraint
7/13/2019 14:16	0:01	SSA 2	0.0312	0.9230	System Constraint
7/13/2019 14:17	0:01	SSA 3	0.0256	0.1770	System Constraint
7/13/2019 14:17	0:01	SSA 2	0.0312	0.3430	System Constraint
7/13/2019 14:18	0:01	SSA 3	0.0250	0.2530	System Constraint
7/13/2019 14:18	0:01	SSA 2	0.0312	0.2760	System Constraint
7/13/2019 14:19	0:01	SSA 3	0.0256	0.4130	System Constraint
7/13/2019 14:19	0:01	SSA 2	0.0312	0.1600	System Constraint
7/13/2019 14:19	0:01	SSA 3	0.0256	0.2170	System Constraint
7/13/2019 14:20	0:01	SSA 2	0.0312	0.2770	System Constraint
7/13/2019 14:20	0:01	SSA 3	0.0256	0.5800	System Constraint
7/13/2019 14:21	0:01	SSA 2	0.0300	0.6100	System Constraint
7/13/2019 14:21	0:01	SSA 3	0.0256	0.6280	System Constraint
7/13/2019 14:22	0:01	SSA 2	0.0312	0.8500	System Constraint
7/13/2019 14:22	0:01	SSA 3	0.0245	1.0610	System Constraint
7/13/2019 14:22	0:01	SSA 2	0.0312	1.0980	System Constraint
7/13/2019 14:23	0:01	SSA 3	0.0256	1.0030	System Constraint
7/13/2019 14:23	0:01	SSA 2	0.0312	0.7350	System Constraint
7/13/2019 14:23	0:01	SSA 3	0.0250	0.6210	System Constraint
7/13/2019 14:24	0:02	SSA 3	0.0511	0.2870	System Constraint
7/13/2019 14:24	0:02	SSA 2	0.0605	0.2750	System Constraint
7/13/2019 14:26	0:01	SSA 3	0.0256	0.0950	System Constraint
7/13/2019 14:26	0:01	SSA 2	0.0306	0.2630	System Constraint
7/13/2019 14:26	0:01	SSA 3	0.0250	0.1720	System Constraint
7/13/2019 14:27	0:01	SSA 2	0.0312	0.1870	System Constraint
7/13/2019 14:27	0:01	SSA 3	0.0250	0.3950	System Constraint
7/13/2019 14:28	0:01	SSA 2	0.0312	0.8100	System Constraint
7/13/2019 14:28	0:01	SSA 3	0.0256	0.5560	System Constraint
7/13/2019 14:28	0:01	SSA 2	0.0312	1.3160	System Constraint
7/13/2019 14:29	0:01	SSA 3	0.0241	0.8570	System Constraint
7/13/2019 14:29	0:01	SSA 2	0.0090	1.9300	System Constraint
7/13/2019 14:30	0:01	SSA 3	0.0027	1.1050	System Constraint
7/13/2019 14:32	0:01	SSA 2	0.0008	2.8820	System Constraint
7/13/2019 15:02	0:01	SSA 3	0.0051	2.1700	System Constraint
7/13/2019 15:03	0:01	SSA 3	0.0052	2.2090	System Constraint
7/13/2019 15:03	0:01	SSA 2	0.0091	2.8480	System Constraint
7/13/2019 15:04	0:01	SSA 3	0.0052	2.2270	System Constraint
7/13/2019 15:04	0:01	SSA 2	0.0091	2.2030	System Constraint
7/13/2019 15:04	0:01	SSA 3	0.0051	1.3090	System Constraint
7/13/2019 15:05	0:01	SSA 2	0.0091	1.5070	System Constraint
7/13/2019 15:05	0:01	SSA 3	0.0052	1.1820	System Constraint
7/13/2019 15:06	0:01	SSA 2	0.0091	1.5310	System Constraint
7/13/2019 15:06	0:01	SSA 3	0.0052	1.2370	System Constraint
7/13/2019 15:06	0:01	SSA 2	0.0091	1.8440	System Constraint
7/13/2019 15:07	0:01	SSA 3	0.0051	1.6740	System Constraint
7/13/2019 15:07	0:01	SSA 2	0.0091	1.8480	System Constraint
7/13/2019 15:07	0:01	SSA 3	0.0052	1.4790	System Constraint
7/13/2019 15:08	0:01	SSA 2	0.0091	1.3210	System Constraint
7/13/2019 15:08	0:01	SSA 3	0.0052	1.1630	System Constraint
7/13/2019 15:09	0:01	SSA 3	0.0051	1.2380	System Constraint
7/13/2019 15:09	0:01	SSA 2	0.0091	1.3820	System Constraint
7/13/2019 15:10	0:01	SSA 3	0.0052	1.5120	System Constraint
7/13/2019 15:10	0:01	SSA 2	0.0091	1.5260	System Constraint
7/13/2019 15:11	0:01	SSA 3	0.0052	1.5160	System Constraint
7/13/2019 15:11	0:01	SSA 2	0.0091	1.8560	System Constraint
7/13/2019 15:11	0:01	SSA 3	0.0049	1.7300	System Constraint
7/13/2019 15:12	0:01	SSA 2	0.0091	1.9910	System Constraint
7/13/2019 15:12	0:01	SSA 3	0.0051	1.9580	System Constraint
7/13/2019 15:16	0:01	SSA 2	0.0016	2.7390	System Constraint
7/13/2019 15:20	0:01	SSA 3	0.0000	2.1880	System Constraint
7/13/2019 15:20	0:01	SSA 2	0.0016	2.7240	System Constraint



Maui Curtailment Report

July 2019

Start Date and Time	Duration	IPP Curtailed	Estimated Curtailed MWH	Peak MW Curtailed	Reasons for Curtailment
7/13/2019 15:21	0:01	SSA 3	0.0000	2.2020	System Constraint
7/13/2019 15:21	0:01	SSA 2	0.0016	1.7780	System Constraint
7/13/2019 15:21	0:01	SSA 3	0.0000	2.1810	System Constraint
7/13/2019 23:24	0:03	KWP	0.128790983	20.69559669	Oversupply
7/13/2019 23:24	0:03	KWP	0.128790983	20.69559669	Oversupply
7/14/2019 0:09	0:08	KWP	0.123259862	20.55189133	Oversupply
7/14/2019 0:09	0:08	KWP	0.123259862	20.55189133	Oversupply
7/14/2019 2:16	0:04	KWP	0.045117919	19.81540108	Oversupply
7/14/2019 2:16	0:04	KWP	0.045117919	19.81540108	Oversupply
7/14/2019 2:22	0:31	KWP	2.433057706	20.57484436	Oversupply
7/14/2019 2:22	0:31	KWP	2.433057706	20.57484436	Oversupply
7/14/2019 2:54	0:03	KWP	0.039243793	19.7405529	Oversupply
7/14/2019 2:54	0:03	KWP	0.039243793	19.7405529	Oversupply
7/14/2019 2:58	0:04	KWP	0.06822834	19.4072361	Oversupply
7/14/2019 2:58	0:04	KWP	0.06822834	19.4072361	Oversupply
7/14/2019 3:08	2:42	KWP	22.66416595	20.70557594	Oversupply
7/14/2019 3:08	2:42	KWP	22.66416595	20.70557594	Oversupply
7/14/2019 5:55	0:03	BS 250	Data is not available	Data is not available	Oversupply
7/14/2019 5:55	0:03	ESA	Data is not available	Data is not available	Oversupply
7/14/2019 5:55	0:03	ESB	Data is not available	Data is not available	Oversupply
7/14/2019 5:56	0:03	KWP	0.028926023	20.69859123	Oversupply
7/14/2019 5:56	0:03	KWP	0.028926023	20.69859123	Oversupply
7/14/2019 5:59	0:12	BS 250	Data is not available	Data is not available	Oversupply
7/14/2019 5:59	0:12	ESA	Data is not available	Data is not available	Oversupply
7/14/2019 5:59	0:12	ESB	Data is not available	Data is not available	Oversupply
7/14/2019 6:00	0:13	KWP	0.197991085	20.6157608	Oversupply
7/14/2019 6:00	0:13	KWP	0.197991085	20.6157608	Oversupply
7/14/2019 9:42	0:02	KWP	0.099605258	18.41227531	Oversupply
7/14/2019 9:42	0:02	KWP	0.099605258	18.41227531	Oversupply
7/14/2019 10:08	0:01	SSA 2	0.0025	2.2910	Oversupply
7/14/2019 10:09	0:01	SSA 2	0.0025	2.3030	Oversupply
7/14/2019 10:09	0:01	SSA 3	0.0017	2.3290	Oversupply
7/14/2019 10:10	0:01	SSA 2	0.0025	2.3180	Oversupply
7/14/2019 10:10	0:01	SSA 3	0.0017	2.3420	Oversupply
7/14/2019 10:11	0:01	SSA 3	0.0017	2.3300	Oversupply
7/14/2019 10:11	0:01	SSA 2	0.0025	1.8920	Oversupply
7/14/2019 10:12	0:01	SSA 3	0.0017	2.2560	Oversupply
7/14/2019 10:12	0:01	SSA 2	0.0025	2.2370	Oversupply
7/14/2019 10:12	0:01	SSA 3	0.0017	1.9260	Oversupply
7/14/2019 10:13	0:01	SSA 2	0.0025	1.7080	Oversupply
7/14/2019 10:13	0:01	SSA 3	0.0017	1.3650	Oversupply
7/14/2019 10:14	0:02	SSA 2	0.0299	1.1180	Oversupply
7/14/2019 10:14	0:01	SSA 3	0.0111	0.8190	Oversupply
7/14/2019 10:15	0:01	SSA 3	0.0314	0.6350	Oversupply
7/14/2019 10:15	0:01	SSA 2	0.0321	0.5250	Oversupply
7/14/2019 10:16	0:01	SSA 3	0.0295	0.5560	Oversupply
7/14/2019 10:16	0:01	SSA 2	0.0321	0.4040	Oversupply
7/14/2019 10:16	0:01	SSA 3	0.0295	0.2580	Oversupply
7/14/2019 10:17	0:01	SSA 2	0.0321	0.1590	Oversupply
7/14/2019 10:17	0:01	SSA 3	0.0301	0.2770	Oversupply
7/14/2019 10:18	0:01	BS 250	Data is not available	Data is not available	Oversupply
7/14/2019 10:18	0:01	ESA	Data is not available	Data is not available	Oversupply
7/14/2019 10:18	0:01	ESB	Data is not available	Data is not available	Oversupply
7/14/2019 10:18	0:01	SSA 2	0.0321	0.0290	Oversupply
7/14/2019 10:18	0:01	SSA 3	0.0288	0.1770	Oversupply
7/14/2019 10:19	0:02	SSA 3	0.0896	0.1770	Oversupply
7/14/2019 10:19	0:03	SSA 2	0.0946	0.0160	Oversupply
7/14/2019 10:20	0:07	BS 250	Data is not available	Data is not available	Oversupply
7/14/2019 10:20	0:07	ESA	Data is not available	Data is not available	Oversupply
7/14/2019 10:20	0:07	ESB	Data is not available	Data is not available	Oversupply
7/14/2019 10:20	0:02	KWP	0.023890781	19.69764137	Oversupply
7/14/2019 10:20	0:02	KWP	0.023890781	19.69764137	Oversupply
7/14/2019 10:21	0:01	SSA 3	0.0301	0.0020	Oversupply
7/14/2019 10:21	0:05	SSA 2	0.1923	-0.0030	Oversupply
7/14/2019 10:22	0:05	SSA 3	0.1786	0.0010	Oversupply
7/14/2019 10:23	0:05	KWP	0.078896777	20.15769958	Oversupply
7/14/2019 10:23	0:05	KWP	0.078896777	20.15769958	Oversupply
7/14/2019 10:26	0:01	SSA 3	0.0301	0.0240	Oversupply
7/14/2019 10:26	0:01	SSA 2	0.0321	0.0780	Oversupply
7/14/2019 10:27	0:01	SSA 3	0.0288	0.0350	Oversupply
7/14/2019 10:27	0:01	SSA 2	0.0321	0.1190	Oversupply
7/14/2019 10:28	0:01	SSA 3	0.0301	0.1160	Oversupply
7/14/2019 10:28	0:01	SSA 2	0.0321	0.3190	Oversupply



Maui Curtailment Report

July 2019

Start Date and Time	Duration	IPP Curtailed	Estimated Curtailed MWH	Peak MW Curtailed	Reasons for Curtailment
7/14/2019 10:29	0:01	SSA 3	0.0288	0.1540	Oversupply
7/14/2019 10:29	0:01	SSA 2	0.0321	0.4600	Oversupply
7/14/2019 10:30	0:01	SSA 3	0.0299	0.1570	Oversupply
7/14/2019 10:30	0:01	SSA 2	0.0335	0.1770	Oversupply
7/14/2019 10:30	0:01	SSA 3	0.0299	0.1190	Oversupply
7/14/2019 10:31	0:01	SSA 2	0.0335	0.3670	Oversupply
7/14/2019 10:31	0:01	SSA 3	0.0293	0.2500	Oversupply
7/14/2019 10:32	0:01	SSA 2	0.0335	0.3240	Oversupply
7/14/2019 10:32	0:01	SSA 3	0.0299	0.3860	Oversupply
7/14/2019 10:33	0:01	SSA 2	0.0335	0.7570	Oversupply
7/14/2019 10:33	0:01	SSA 3	0.0299	0.6740	Oversupply
7/14/2019 10:33	0:01	SSA 3	0.0299	0.7120	Oversupply
7/14/2019 10:33	0:01	SSA 2	0.0335	0.6850	Oversupply
7/14/2019 10:34	0:01	SSA 3	0.0293	0.2670	Oversupply
7/14/2019 10:34	0:01	SSA 2	0.0335	0.3200	Oversupply
7/14/2019 10:35	0:02	SSA 3	0.0904	0.1290	Oversupply
7/14/2019 10:35	0:02	SSA 2	0.0670	0.0160	Oversupply
7/14/2019 10:36	0:01	BS 250	Data is not available	Data is not available	Oversupply
7/14/2019 10:36	0:01	ESA	Data is not available	Data is not available	Oversupply
7/14/2019 10:36	0:01	ESB	Data is not available	Data is not available	Oversupply
7/14/2019 10:36	0:02	KWP	0.029481188	20.3313427	Oversupply
7/14/2019 10:36	0:02	KWP II	0.029481188	20.3313427	Oversupply
7/14/2019 10:37	0:01	SSA 2	0.0335	-0.0020	Oversupply
7/14/2019 10:37	0:01	SSA 3	0.0293	0.0680	Oversupply
7/14/2019 10:38	0:02	BS 250	Data is not available	Data is not available	Oversupply
7/14/2019 10:38	0:02	ESA	Data is not available	Data is not available	Oversupply
7/14/2019 10:38	0:02	ESB	Data is not available	Data is not available	Oversupply
7/14/2019 10:38	0:01	SSA 2	0.0335	-0.0030	Oversupply
7/14/2019 10:38	0:02	SSA 3	0.0904	0.0750	Oversupply
7/14/2019 10:39	0:02	KWP	0.018827057	19.72658157	Oversupply
7/14/2019 10:39	0:02	KWP II	0.018827057	19.72658157	Oversupply
7/14/2019 10:39	0:01	SSA 2	0.0335	-0.0030	Oversupply
7/14/2019 10:39	2:13	SSA 2	6.1374	-0.0030	Oversupply
7/14/2019 10:40	0:01	SSA 3	0.0306	0.0610	Oversupply
7/14/2019 10:41	0:01	BS 250	Data is not available	Data is not available	Oversupply
7/14/2019 10:41	2:12	ESA	Data is not available	Data is not available	Oversupply
7/14/2019 10:41	2:12	ESB	Data is not available	Data is not available	Oversupply
7/14/2019 10:41	2:11	SSA 3	5.8776	0.0520	Oversupply
7/14/2019 10:42	2:11	KWP	19.24370861	20.68861198	Oversupply
7/14/2019 10:42	2:11	KWP II	19.24370861	20.68861198	Oversupply
7/14/2019 10:43	2:10	BS 250	Data is not available	Data is not available	Oversupply
7/14/2019 12:52	0:01	SSA 3	0.0314	0.0010	Oversupply
7/14/2019 12:52	0:01	SSA 2	0.0363	0.1220	Oversupply
7/14/2019 12:53	0:01	SSA 3	0.0314	0.0960	Oversupply
7/14/2019 12:53	0:01	SSA 2	0.0363	0.2340	Oversupply
7/14/2019 12:54	0:01	SSA 3	0.0307	0.1380	Oversupply
7/14/2019 12:54	0:01	SSA 2	0.0363	0.2410	Oversupply
7/14/2019 12:55	0:01	SSA 3	0.0314	0.2390	Oversupply
7/14/2019 12:55	0:01	SSA 2	0.0363	0.5360	Oversupply
7/14/2019 12:55	0:01	SSA 3	0.0314	0.5840	Oversupply
7/14/2019 12:56	0:01	SSA 2	0.0363	0.9220	Oversupply
7/14/2019 12:56	0:01	SSA 3	0.0320	0.9650	Oversupply
7/14/2019 12:57	0:01	SSA 2	0.0363	1.1800	Oversupply
7/14/2019 12:57	0:01	SSA 3	0.0320	0.8910	Oversupply
7/14/2019 12:58	0:01	SSA 2	0.0363	0.9890	Oversupply
7/14/2019 12:58	0:01	SSA 3	0.0314	1.0040	Oversupply
7/14/2019 12:58	0:01	SSA 3	0.0320	1.3770	Oversupply
7/14/2019 12:59	0:01	SSA 2	0.0363	1.3110	Oversupply
7/14/2019 12:59	0:01	SSA 3	0.0271	1.7010	Oversupply
7/14/2019 12:59	0:01	SSA 2	0.0289	1.6950	Oversupply
7/14/2019 13:00	0:01	SSA 3	0.0252	1.4810	Oversupply
7/14/2019 13:00	0:01	SSA 2	0.0281	1.4950	Oversupply
7/14/2019 13:01	0:01	SSA 3	0.0263	1.8820	Oversupply
7/14/2019 13:01	0:01	SSA 2	0.0270	1.8690	Oversupply
7/14/2019 13:02	0:01	SSA 3	0.0257	1.6640	Oversupply
7/14/2019 13:02	0:01	SSA 2	0.0281	1.3560	Oversupply
7/14/2019 13:02	0:01	SSA 3	0.0263	1.1570	Oversupply
7/14/2019 13:03	0:01	SSA 2	0.0281	0.7050	Oversupply
7/14/2019 13:03	0:01	SSA 3	0.0263	0.7040	Oversupply
7/14/2019 13:04	0:01	SSA 2	0.0281	0.2790	Oversupply
7/14/2019 13:04	0:01	SSA 3	0.0252	0.3940	Oversupply
7/14/2019 13:05	0:01	SSA 2	0.0281	0.2020	Oversupply
7/14/2019 13:05	0:01	SSA 3	0.0252	0.0540	Oversupply



Maui Curtailment Report

July 2019

Start Date and Time	Duration	IPP Curtailed	Estimated Curtailed MWH	Peak MW Curtailed	Reasons for Curtailment
7/14/2019 13:05	0:01	SSA 3	0.0263	0.1540	Oversupply
7/14/2019 13:05	0:01	SSA 2	0.0281	0.6730	Oversupply
7/14/2019 13:06	0:01	SSA 3	0.0257	0.3390	Oversupply
7/14/2019 13:06	0:01	SSA 2	0.0281	1.0910	Oversupply
7/14/2019 13:07	0:01	SSA 3	0.0280	0.6300	Oversupply
7/14/2019 13:07	0:01	SSA 2	0.0281	1.5230	Oversupply
7/14/2019 13:08	0:01	SSA 3	0.0257	0.8420	Oversupply
7/14/2019 13:08	0:01	SSA 2	0.0281	1.3250	Oversupply
7/14/2019 13:09	0:01	SSA 3	0.0257	1.0890	Oversupply
7/14/2019 13:09	0:01	SSA 2	0.0281	1.6820	Oversupply
7/14/2019 13:09	0:01	SSA 3	0.0263	1.4030	Oversupply
7/14/2019 13:10	0:01	SSA 2	0.0281	1.3090	Oversupply
7/14/2019 13:10	0:01	SSA 3	0.0263	1.0930	Oversupply
7/14/2019 13:11	0:01	SSA 2	0.0281	0.6930	Oversupply
7/14/2019 13:11	0:01	SSA 3	0.0257	0.7930	Oversupply
7/14/2019 13:12	0:01	SSA 2	0.0281	0.4710	Oversupply
7/14/2019 13:12	0:01	SSA 3	0.0263	0.4520	Oversupply
7/14/2019 13:12	0:01	SSA 2	0.0281	0.0930	Oversupply
7/14/2019 13:12	0:01	SSA 3	0.0252	0.0570	Oversupply
7/14/2019 13:13	0:01	BS 250	Data is not available	Data is not available	Oversupply
7/14/2019 13:13	0:01	ESA	Data is not available	Data is not available	Oversupply
7/14/2019 13:13	0:01	ESB	Data is not available	Data is not available	Oversupply
7/14/2019 13:13	0:01	SSA 3	0.0252	0.0140	Oversupply
7/14/2019 13:13	0:01	SSA 2	0.0281	0.0510	Oversupply
7/14/2019 13:14	0:01	SSA 3	0.0280	0.1900	Oversupply
7/14/2019 13:14	0:01	SSA 2	0.0343	0.0660	Oversupply
7/14/2019 13:15	0:05	SSA 3	0.2016	0.1460	Oversupply
7/14/2019 13:15	0:04	SSA 2	0.1950	0.0080	Oversupply
7/14/2019 13:16	0:04	BS 250	Data is not available	Data is not available	Oversupply
7/14/2019 13:16	0:04	ESA	Data is not available	Data is not available	Oversupply
7/14/2019 13:16	0:04	ESB	Data is not available	Data is not available	Oversupply
7/14/2019 13:16	0:04	KWP	0.069532681	17.16882324	Oversupply
7/14/2019 13:16	0:04	KWP II	0.069532681	17.16882324	Oversupply
7/14/2019 13:19	0:01	SSA 3	0.0335	0.1540	Oversupply
7/14/2019 13:19	0:01	SSA 2	0.0384	0.2030	Oversupply
7/14/2019 13:20	0:01	SSA 3	0.0335	0.3870	Oversupply
7/14/2019 13:20	0:01	SSA 2	0.0391	0.5250	Oversupply
7/14/2019 13:21	0:01	SSA 3	0.0342	0.5590	Oversupply
7/14/2019 13:21	0:01	SSA 2	0.0391	0.5950	Oversupply
7/14/2019 13:22	0:01	SSA 3	0.0342	0.5840	Oversupply
7/14/2019 13:22	0:01	SSA 2	0.0391	0.5880	Oversupply
7/14/2019 13:22	0:01	SSA 3	0.0335	0.4520	Oversupply
7/14/2019 13:23	0:01	SSA 2	0.0391	0.4770	Oversupply
7/14/2019 13:23	0:01	SSA 3	0.0342	0.4810	Oversupply
7/14/2019 13:24	0:03	ESA	Data is not available	Data is not available	Oversupply
7/14/2019 13:24	0:03	ESB	Data is not available	Data is not available	Oversupply
7/14/2019 13:24	0:02	BS 250	Data is not available	Data is not available	Oversupply
7/14/2019 13:24	0:02	SSA 2	0.0768	0.2170	Oversupply
7/14/2019 13:24	0:02	SSA 3	0.1012	0.0050	Oversupply
7/14/2019 13:25	0:02	KWP	0.018444188	18.2585907	Oversupply
7/14/2019 13:25	0:02	KWP II	0.018444188	18.2585907	Oversupply
7/14/2019 13:25	0:01	SSA 2	0.0391	0.0050	Oversupply
7/14/2019 13:26	0:01	SSA 2	0.0391	0.0010	Oversupply
7/14/2019 13:26	0:01	SSA 3	0.0335	0.0000	Oversupply
7/14/2019 13:27	0:01	SSA 3	0.0328	0.0790	Oversupply
7/14/2019 13:27	0:01	SSA 2	0.0391	0.0870	Oversupply
7/14/2019 13:28	0:03	BS 250	Data is not available	Data is not available	Oversupply
7/14/2019 13:28	0:03	ESA	Data is not available	Data is not available	Oversupply
7/14/2019 13:28	0:03	ESB	Data is not available	Data is not available	Oversupply
7/14/2019 13:28	0:02	SSA 3	0.0999	0.0280	Oversupply
7/14/2019 13:28	0:02	SSA 2	0.0780	0.0330	Oversupply
7/14/2019 13:29	0:03	KWP	0.022810713	18.49510574	Oversupply
7/14/2019 13:29	0:03	KWP II	0.022810713	18.49510574	Oversupply
7/14/2019 13:30	0:02	SSA 2	0.0736	0.0500	Oversupply
7/14/2019 13:30	0:01	SSA 3	0.0319	0.0200	Oversupply
7/14/2019 13:31	0:01	SSA 3	0.0305	0.0590	Oversupply
7/14/2019 13:31	0:01	SSA 2	0.0368	0.1830	Oversupply
7/14/2019 13:32	0:01	SSA 3	0.0305	0.3150	Oversupply
7/14/2019 13:32	0:01	SSA 2	0.0375	0.5090	Oversupply
7/14/2019 13:32	0:01	SSA 3	0.0319	0.5040	Oversupply
7/14/2019 13:33	0:01	SSA 2	0.0375	0.4310	Oversupply
7/14/2019 13:33	0:01	SSA 3	0.0312	0.3850	Oversupply
7/14/2019 13:34	0:01	SSA 3	0.0319	0.1170	Oversupply



Maui Curtailment Report

July 2019

Start Date and Time	Duration	IPP Curtailed	Estimated Curtailed MWH	Peak MW Curtailed	Reasons for Curtailment
7/14/2019 13:34	0:01	SSA 2	0.0375	0.0420	Oversupply
7/14/2019 13:35	0:01	SSA 3	0.0319	0.2610	Oversupply
7/14/2019 13:35	0:01	SSA 2	0.0361	0.3010	Oversupply
7/14/2019 13:35	0:01	SSA 3	0.0312	0.1830	Oversupply
7/14/2019 13:36	0:01	SSA 2	0.0375	0.1980	Oversupply
7/14/2019 13:36	0:01	SSA 3	0.0319	0.3600	Oversupply
7/14/2019 13:37	0:01	SSA 2	0.0375	0.5330	Oversupply
7/14/2019 13:37	0:01	SSA 3	0.0312	0.3000	Oversupply
7/14/2019 13:37	0:01	SSA 2	0.0368	0.3890	Oversupply
7/14/2019 13:38	0:01	SSA 3	0.0312	0.4190	Oversupply
7/14/2019 13:38	0:01	SSA 2	0.0375	0.2550	Oversupply
7/14/2019 13:39	0:01	SSA 3	0.0319	0.1670	Oversupply
7/14/2019 13:39	0:01	SSA 2	0.0375	0.1030	Oversupply
7/14/2019 13:39	0:01	SSA 3	0.0312	0.1710	Oversupply
7/14/2019 13:40	0:01	SSA 2	0.0375	0.1300	Oversupply
7/14/2019 13:40	0:01	SSA 3	0.0312	0.0880	Oversupply
7/14/2019 13:41	0:01	SSA 2	0.0361	0.0550	Oversupply
7/14/2019 13:41	0:01	SSA 3	0.0325	0.1460	Oversupply
7/14/2019 13:42	0:01	SSA 2	0.0375	0.3730	Oversupply
7/14/2019 13:42	0:01	SSA 3	0.0312	0.3730	Oversupply
7/14/2019 13:42	0:01	SSA 3	0.0312	0.6120	Oversupply
7/14/2019 13:43	0:01	SSA 2	0.0375	0.6080	Oversupply
7/14/2019 13:43	0:01	SSA 3	0.0312	0.4820	Oversupply
7/14/2019 13:43	0:01	SSA 2	0.0375	0.3980	Oversupply
7/14/2019 13:44	0:01	SSA 3	0.0254	0.7170	Oversupply
7/14/2019 13:44	0:01	SSA 2	0.0219	0.8200	Oversupply
7/14/2019 13:45	0:01	SSA 3	0.0120	0.9380	Oversupply
7/14/2019 13:45	0:01	SSA 2	0.0156	1.0110	Oversupply
7/14/2019 13:46	0:01	SSA 3	0.0123	1.1760	Oversupply
7/14/2019 13:46	0:01	SSA 2	0.0153	1.1550	Oversupply
7/14/2019 13:46	0:01	SSA 3	0.0123	1.0470	Oversupply
7/14/2019 13:47	0:01	SSA 2	0.0156	1.3520	Oversupply
7/14/2019 13:47	0:01	SSA 3	0.0120	1.3450	Oversupply
7/14/2019 13:48	0:01	SSA 2	0.0156	1.3060	Oversupply
7/14/2019 13:48	0:01	SSA 3	0.0123	1.2140	Oversupply
7/14/2019 13:49	0:01	SSA 2	0.0156	1.6920	Oversupply
7/14/2019 13:49	0:01	SSA 3	0.0123	1.4610	Oversupply
7/14/2019 13:49	0:01	SSA 2	0.0156	1.2440	Oversupply
7/14/2019 13:49	0:01	SSA 3	0.0118	1.1950	Oversupply
7/14/2019 13:50	0:01	SSA 3	0.0123	0.9020	Oversupply
7/14/2019 13:50	0:01	SSA 2	0.0156	0.8340	Oversupply
7/14/2019 13:51	0:01	SSA 3	0.0123	0.9940	Oversupply
7/14/2019 13:51	0:01	SSA 2	0.0156	1.1880	Oversupply
7/14/2019 13:52	0:01	SSA 3	0.0120	1.5010	Oversupply
7/14/2019 13:52	0:01	SSA 2	0.0156	1.5890	Oversupply
7/14/2019 13:53	0:01	SSA 3	0.0123	1.5660	Oversupply
7/14/2019 13:53	0:01	SSA 2	0.0156	1.2250	Oversupply
7/14/2019 13:53	0:01	SSA 3	0.0123	1.9080	Oversupply
7/14/2019 13:54	0:01	SSA 2	0.0156	2.2240	Oversupply
7/14/2019 13:54	0:01	SSA 3	0.0120	2.3530	Oversupply
7/14/2019 13:55	0:02	SSA 2	0.0311	2.4290	Oversupply
7/14/2019 13:56	0:01	SSA 2	0.0156	2.8540	Oversupply
7/14/2019 13:56	0:01	SSA 3	0.0120	2.7300	Oversupply
7/14/2019 13:57	0:01	SSA 3	0.0123	2.7360	Oversupply
7/14/2019 13:57	0:01	SSA 2	0.0156	2.9000	Oversupply
7/14/2019 13:58	0:01	SSA 3	0.0123	2.7410	Oversupply
7/14/2019 13:58	0:01	SSA 2	0.0156	2.3890	Oversupply
7/14/2019 13:59	0:01	SSA 3	0.0118	2.0240	Oversupply
7/14/2019 13:59	0:01	SSA 2	0.0102	2.1510	Oversupply
7/14/2019 14:00	0:01	SSA 3	0.0000	2.0260	Oversupply
7/14/2019 14:00	0:01	SSA 2	0.0016	2.1670	Oversupply
7/14/2019 14:00	0:01	SSA 3	0.0000	2.3910	Oversupply
7/14/2019 14:02	0:01	SSA 2	0.0016	2.9060	Oversupply
7/14/2019 14:03	0:01	SSA 3	0.0000	2.7130	Oversupply
7/15/2019 1:16	0:02	KWP	0.02144448	18.06897926	Oversupply
7/15/2019 1:16	0:02	KWP	0.02144448	18.06897926	Oversupply
7/15/2019 1:20	0:01	KWP	0.010127735	17.72668076	Oversupply
7/15/2019 1:20	0:01	KWP	0.010127735	17.72668076	Oversupply
7/15/2019 4:26	0:04	KWP	0.051178535	15.76968956	Oversupply
7/15/2019 4:26	0:04	KWP	0.051178535	15.76968956	Oversupply
7/15/2019 4:31	0:01	KWP	0.004622809	16.74469185	Oversupply
7/15/2019 4:31	0:01	KWP	0.004622809	16.74469185	Oversupply
7/15/2019 12:55	0:01	SSA 2	0.0014	2.8920	Oversupply



Maui Curtailment Report

July 2019

Start Date and Time	Duration	IPP Curtailed	Estimated Curtailed MWH	Peak MW Curtailed	Reasons for Curtailment
7/15/2019 12:56	0:01	SSA 3	0.0001	2.8370	Oversupply
7/15/2019 12:56	0:01	SSA 3	0.0001	2.8550	Oversupply
7/15/2019 12:56	0:01	SSA 2	0.0014	2.3280	Oversupply
7/15/2019 12:57	0:01	SSA 3	0.0001	2.4260	Oversupply
7/15/2019 12:57	0:01	SSA 2	0.0014	2.3300	Oversupply
7/15/2019 12:58	0:01	SSA 3	0.0001	2.6520	Oversupply
7/15/2019 12:59	0:01	SSA 3	0.0001	2.6030	Oversupply
7/15/2019 12:59	0:01	SSA 2	0.0040	2.6670	Oversupply
7/15/2019 12:59	0:01	SSA 3	0.0060	2.4830	Oversupply
7/15/2019 13:00	0:01	SSA 2	0.0088	2.2180	Oversupply
7/15/2019 13:00	0:01	SSA 3	0.0072	1.9300	Oversupply
7/15/2019 13:01	0:01	SSA 2	0.0088	1.6030	Oversupply
7/15/2019 13:01	0:01	SSA 3	0.0074	1.5580	Oversupply
7/15/2019 13:02	0:01	SSA 2	0.0088	2.2490	Oversupply
7/15/2019 13:02	0:01	SSA 3	0.0074	2.1900	Oversupply
7/15/2019 13:10	0:01	SSA 3	0.0074	2.8440	Oversupply
7/15/2019 13:10	0:01	SSA 2	0.0088	2.6070	Oversupply
7/15/2019 13:11	0:01	SSA 3	0.0072	2.2890	Oversupply
7/15/2019 13:11	0:01	SSA 2	0.0088	1.9930	Oversupply
7/15/2019 13:12	0:01	SSA 3	0.0074	1.6240	Oversupply
7/15/2019 13:12	0:01	SSA 2	0.0088	1.4000	Oversupply
7/15/2019 13:12	0:01	SSA 3	0.0074	1.1130	Oversupply
7/15/2019 13:13	0:01	SSA 2	0.0088	0.7800	Oversupply
7/15/2019 13:13	0:01	SSA 3	0.0074	0.5570	Oversupply
7/15/2019 13:14	0:01	SSA 2	0.0088	1.0120	Oversupply
7/15/2019 13:14	0:01	SSA 3	0.0069	0.9900	Oversupply
7/15/2019 13:15	0:01	SSA 2	0.0046	1.0840	Oversupply
7/15/2019 13:15	0:01	SSA 3	0.0036	1.0070	Oversupply
7/15/2019 13:15	0:01	SSA 3	0.0036	0.9610	Oversupply
7/15/2019 13:15	0:01	SSA 2	0.0046	0.9970	Oversupply
7/15/2019 13:16	0:01	SSA 3	0.0035	1.4930	Oversupply
7/15/2019 13:16	0:01	SSA 2	0.0046	1.5380	Oversupply
7/15/2019 13:29	0:01	SSA 3	0.0024	2.7940	Oversupply
7/15/2019 13:29	0:01	SSA 2	0.0016	2.8320	Oversupply
7/15/2019 13:37	0:01	SSA 3	0.0000	2.7720	Oversupply
7/15/2019 13:37	0:01	SSA 2	0.0002	2.8650	Oversupply
7/15/2019 13:37	0:01	SSA 3	0.0000	2.7760	Oversupply
7/15/2019 23:46	0:24	KWP	0.924290832	18.76255798	Oversupply
7/15/2019 23:46	0:24	KWP	0.924290832	18.76255798	Oversupply
7/16/2019 0:12	0:02	KWP	0.015664037	16.75666809	Oversupply
7/16/2019 0:12	0:02	KWP	0.015664037	16.75666809	Oversupply
7/16/2019 0:16	0:56	KWP	5.137192059	18.99907303	Oversupply
7/16/2019 0:16	0:56	KWP	5.137192059	18.99907303	Oversupply
7/16/2019 1:33	0:02	KWP	0.020034949	15.06613064	Oversupply
7/16/2019 1:33	0:02	KWP	0.020034949	15.06613064	Oversupply
7/16/2019 1:45	0:10	KWP	0.420502631	17.75063133	Oversupply
7/16/2019 1:45	0:10	KWP	0.420502631	17.75063133	Oversupply
7/16/2019 2:00	0:01	KWP	0.002991692	14.41945553	Oversupply
7/16/2019 2:00	0:01	KWP	0.002991692	14.41945553	Oversupply
7/17/2019 2:47	2:21	KWP	17.01169504	20.70358086	Oversupply
7/17/2019 2:47	2:21	KWP	17.01169504	20.70358086	Oversupply
7/17/2019 5:10	0:01	KWP	0.009919357	20.34431648	Oversupply
7/17/2019 5:10	0:01	KWP	0.009919357	20.34431648	Oversupply
7/17/2019 5:12	0:01	KWP	0.004879761	19.88226318	Oversupply
7/17/2019 5:12	0:01	KWP	0.004879761	19.88226318	Oversupply
7/17/2019 5:20	0:01	KWP	0.00304931	20.48702431	Oversupply
7/17/2019 5:20	0:01	KWP	0.00304931	20.48702431	Oversupply
7/17/2019 5:24	0:01	KWP	0.006748899	20.31537628	Oversupply
7/17/2019 5:24	0:01	KWP	0.006748899	20.31537628	Oversupply
7/17/2019 10:05	0:01	SSA 3	0.0007	2.2750	Oversupply
7/17/2019 10:05	0:01	SSA 3	0.0007	2.2820	Oversupply
7/17/2019 10:06	0:01	SSA 2	-0.0005	0.8220	Oversupply
7/17/2019 10:12	0:01	SSA 2	-0.0005	0.9040	Oversupply
7/17/2019 10:18	0:01	SSA 3	0.0117	2.4140	Oversupply
7/17/2019 10:19	0:01	SSA 2	0.0086	1.1480	Oversupply
7/17/2019 10:19	0:01	SSA 3	0.0119	2.4060	Oversupply
7/17/2019 10:20	0:01	SSA 2	0.0086	1.1020	Oversupply
7/17/2019 10:20	0:01	SSA 3	0.0119	2.3910	Oversupply
7/17/2019 10:21	0:01	SSA 3	0.0119	2.3920	Oversupply
7/17/2019 10:21	0:01	SSA 2	0.0086	1.1580	Oversupply
7/17/2019 10:22	0:01	SSA 3	0.0119	2.3940	Oversupply
7/17/2019 10:22	0:01	SSA 2	0.0086	0.9930	Oversupply
7/17/2019 10:23	0:01	SSA 3	0.0117	1.8350	Oversupply



Maui Curtailment Report

July 2019

Start Date and Time	Duration	IPP Curtailed	Estimated Curtailed MWH	Peak MW Curtailed	Reasons for Curtailment
7/17/2019 10:23	0:01	SSA 2	0.0083	0.7640	Oversupply
7/17/2019 10:24	0:01	SSA 3	0.0119	1.2300	Oversupply
7/17/2019 10:24	0:30	SSA 2	0.7400	0.3820	Oversupply
7/17/2019 10:24	0:30	SSA 3	1.1651	0.7150	Oversupply
7/17/2019 10:25	0:31	BS 250	Data is not available	Data is not available	Oversupply
7/17/2019 10:25	0:31	ESA	Data is not available	Data is not available	Oversupply
7/17/2019 10:25	0:31	ESB	Data is not available	Data is not available	Oversupply
7/17/2019 10:25	0:31	KWP	2.142552567	20.70757294	Oversupply
7/17/2019 10:25	0:31	KWP	2.142552567	20.70757294	Oversupply
7/17/2019 10:54	0:01	SSA 2	0.0190	0.0060	Oversupply
7/17/2019 10:55	0:01	SSA 3	0.0337	0.0420	Oversupply
7/17/2019 10:55	0:01	SSA 2	0.0190	0.0630	Oversupply
7/17/2019 10:56	0:01	SSA 3	0.0330	0.2690	Oversupply
7/17/2019 10:56	0:01	SSA 2	0.0190	0.1180	Oversupply
7/17/2019 10:56	0:01	SSA 3	0.0337	0.3210	Oversupply
7/17/2019 10:57	0:01	SSA 2	0.0190	0.1230	Oversupply
7/17/2019 10:57	0:01	SSA 3	0.0330	0.3040	Oversupply
7/17/2019 10:58	0:01	BS 250	Data is not available	Data is not available	Oversupply
7/17/2019 10:58	0:01	ESA	Data is not available	Data is not available	Oversupply
7/17/2019 10:58	0:01	ESB	Data is not available	Data is not available	Oversupply
7/17/2019 10:58	0:01	SSA 2	0.0190	0.0080	Oversupply
7/17/2019 10:58	0:01	SSA 3	0.0337	0.0070	Oversupply
7/17/2019 10:59	0:01	SSA 2	0.0190	0.1140	Oversupply
7/17/2019 10:59	0:01	SSA 3	0.0337	0.0410	Oversupply
7/17/2019 10:59	0:01	SSA 3	0.0324	0.4620	Oversupply
7/17/2019 10:59	0:01	SSA 2	0.0186	0.2100	Oversupply
7/17/2019 11:00	0:01	SSA 3	0.0264	0.6060	Oversupply
7/17/2019 11:00	0:01	SSA 2	0.0123	0.1280	Oversupply
7/17/2019 11:01	0:01	SSA 3	0.0264	0.3010	Oversupply
7/17/2019 11:01	0:01	SSA 2	0.0123	0.0090	Oversupply
7/17/2019 11:02	0:01	BS 250	Data is not available	Data is not available	Oversupply
7/17/2019 11:02	0:01	ESA	Data is not available	Data is not available	Oversupply
7/17/2019 11:02	0:01	ESB	Data is not available	Data is not available	Oversupply
7/17/2019 11:02	0:01	SSA 3	0.0258	0.1580	Oversupply
7/17/2019 11:02	0:01	SSA 2	0.0123	0.0030	Oversupply
7/17/2019 11:02	0:01	SSA 3	0.0264	-0.0010	Oversupply
7/17/2019 11:03	0:01	KWP	0.003833739	20.66565895	Oversupply
7/17/2019 11:03	0:01	KWP	0.003833739	20.66565895	Oversupply
7/17/2019 11:03	0:01	SSA 2	0.0123	0.2300	Oversupply
7/17/2019 11:03	0:01	SSA 3	0.0264	0.4250	Oversupply
7/17/2019 11:04	0:01	SSA 2	0.0123	0.3900	Oversupply
7/17/2019 11:04	0:01	SSA 3	0.0258	0.3460	Oversupply
7/17/2019 11:05	0:01	SSA 2	0.0123	0.0460	Oversupply
7/17/2019 11:05	0:01	SSA 3	0.0264	0.2130	Oversupply
7/17/2019 11:05	2:40	SSA 3	7.4103	0.2420	Oversupply
7/17/2019 11:05	2:43	SSA 2	4.0635	0.2310	Oversupply
7/17/2019 11:06	2:40	BS 250	Data is not available	Data is not available	Oversupply
7/17/2019 11:06	2:40	ESA	Data is not available	Data is not available	Oversupply
7/17/2019 11:06	2:40	ESB	Data is not available	Data is not available	Oversupply
7/17/2019 11:07	2:42	KWP	27.68039498	20.70757294	Oversupply
7/17/2019 11:07	2:42	KWP	27.68039498	20.70757294	Oversupply
7/17/2019 13:45	0:01	SSA 3	0.0329	0.0670	Oversupply
7/17/2019 13:46	0:02	SSA 3	0.0979	0.0030	Oversupply
7/17/2019 13:47	0:02	BS 250	Data is not available	Data is not available	Oversupply
7/17/2019 13:47	0:02	ESA	Data is not available	Data is not available	Oversupply
7/17/2019 13:47	0:02	ESB	Data is not available	Data is not available	Oversupply
7/17/2019 13:48	0:01	SSA 2	0.0400	0.0040	Oversupply
7/17/2019 13:49	0:01	SSA 3	0.0329	0.1030	Oversupply
7/17/2019 13:49	0:01	SSA 2	0.0400	0.2320	Oversupply
7/17/2019 13:49	0:01	SSA 3	0.0329	0.6850	Oversupply
7/17/2019 13:50	0:01	SSA 2	0.0400	0.3250	Oversupply
7/17/2019 13:50	0:06	SSA 3	0.2652	0.3750	Oversupply
7/17/2019 13:51	0:06	BS 250	Data is not available	Data is not available	Oversupply
7/17/2019 13:51	0:06	ESA	Data is not available	Data is not available	Oversupply
7/17/2019 13:51	0:06	ESB	Data is not available	Data is not available	Oversupply
7/17/2019 13:51	0:01	KWP	0.003386084	20.70757294	Oversupply
7/17/2019 13:51	0:01	KWP	0.003386084	20.70757294	Oversupply
7/17/2019 13:51	0:06	SSA 2	0.2785	0.0650	Oversupply
7/17/2019 13:53	0:04	KWP	0.094997978	20.70058632	Oversupply
7/17/2019 13:53	0:04	KWP	0.094997978	20.70058632	Oversupply
7/17/2019 13:56	0:01	SSA 3	0.0329	0.0330	Oversupply
7/17/2019 13:57	0:01	SSA 2	0.0400	0.1880	Oversupply
7/17/2019 13:57	0:01	SSA 3	0.0329	0.0640	Oversupply



Maui Curtailment Report

July 2019

Start Date and Time	Duration	IPP Curtailed	Estimated Curtailed MWH	Peak MW Curtailed	Reasons for Curtailment
7/17/2019 13:58	0:01	SSA 2	0.0400	0.4200	Oversupply
7/17/2019 13:58	0:02	SSA 3	0.0651	0.0820	Oversupply
7/17/2019 13:58	0:01	SSA 2	0.0400	0.0790	Oversupply
7/17/2019 13:59	0:01	SSA 3	0.0319	0.3870	Oversupply
7/17/2019 13:59	0:01	SSA 2	0.0388	0.4720	Oversupply
7/17/2019 14:00	0:01	SSA 3	0.0311	0.6370	Oversupply
7/17/2019 14:00	0:01	SSA 2	0.0380	0.8180	Oversupply
7/17/2019 14:01	0:01	SSA 3	0.0305	0.6250	Oversupply
7/17/2019 14:01	0:01	SSA 2	0.0380	0.4390	Oversupply
7/17/2019 14:02	0:01	SSA 3	0.0311	0.6150	Oversupply
7/17/2019 14:02	0:01	SSA 2	0.0380	0.6040	Oversupply
7/17/2019 14:02	0:01	SSA 3	0.0311	0.7860	Oversupply
7/17/2019 14:03	0:04	SSA 2	0.1902	0.5470	Oversupply
7/17/2019 14:03	0:05	SSA 3	0.1848	0.3940	Oversupply
7/17/2019 14:04	0:04	BS 250	Data is not available	Data is not available	Oversupply
7/17/2019 14:04	0:04	ESA	Data is not available	Data is not available	Oversupply
7/17/2019 14:04	0:04	ESB	Data is not available	Data is not available	Oversupply
7/17/2019 14:05	0:04	KWP	0.084126695	20.69958878	Oversupply
7/17/2019 14:05	0:04	KWP	0.084126695	20.69958878	Oversupply
7/17/2019 14:07	0:01	SSA 2	0.0380	0.0010	Oversupply
7/17/2019 14:08	0:01	SSA 3	0.0305	0.0670	Oversupply
7/17/2019 14:08	0:01	SSA 2	0.0380	0.0600	Oversupply
7/17/2019 14:09	0:02	BS 250	Data is not available	Data is not available	Oversupply
7/17/2019 14:09	0:02	ESA	Data is not available	Data is not available	Oversupply
7/17/2019 14:09	0:02	ESB	Data is not available	Data is not available	Oversupply
7/17/2019 14:09	0:02	SSA 3	0.0927	0.0180	Oversupply
7/17/2019 14:09	0:02	SSA 2	0.0761	0.0020	Oversupply
7/17/2019 14:10	0:01	KWP	0.014644337	20.45309448	Oversupply
7/17/2019 14:10	0:01	KWP	0.014644337	20.45309448	Oversupply
7/17/2019 14:11	0:01	SSA 2	0.0380	0.0920	Oversupply
7/17/2019 14:11	0:01	SSA 3	0.0305	0.1670	Oversupply
7/17/2019 14:11	0:02	SSA 2	0.0761	0.1750	Oversupply
7/17/2019 14:12	0:01	SSA 3	0.0298	0.2400	Oversupply
7/17/2019 14:12	0:01	SSA 3	0.0305	0.2430	Oversupply
7/17/2019 14:13	0:01	SSA 2	0.0380	0.2840	Oversupply
7/17/2019 14:13	0:01	SSA 3	0.0311	0.4680	Oversupply
7/17/2019 14:14	0:01	SSA 3	0.0315	0.5920	Oversupply
7/17/2019 14:14	0:01	SSA 2	0.0394	0.2610	Oversupply
7/17/2019 14:15	0:36	BS 250	Data is not available	Data is not available	Oversupply
7/17/2019 14:15	0:36	ESA	Data is not available	Data is not available	Oversupply
7/17/2019 14:15	0:36	ESB	Data is not available	Data is not available	Oversupply
7/17/2019 14:15	0:36	SSA 3	1.2632	0.3910	Oversupply
7/17/2019 14:15	0:35	SSA 2	0.6209	0.0240	Oversupply
7/17/2019 14:16	0:34	KWP	1.629116535	20.70757294	Oversupply
7/17/2019 14:16	0:34	KWP	1.629116535	20.70757294	Oversupply
7/17/2019 14:50	0:02	SSA 2	0.0534	0.0750	Oversupply
7/17/2019 14:51	0:01	KWP	0.002051004	20.65867233	Oversupply
7/17/2019 14:51	0:01	KWP	0.002051004	20.65867233	Oversupply
7/17/2019 14:51	0:01	KWP	0.0078	0.0590	Oversupply
7/17/2019 14:51	0:01	SSA 3	0.0078	0.0590	Oversupply
7/17/2019 14:51	0:01	SSA 2	0.0267	0.2550	Oversupply
7/17/2019 14:52	0:01	SSA 3	0.0084	0.1570	Oversupply
7/17/2019 14:52	0:01	SSA 2	0.0267	0.4400	Oversupply
7/17/2019 14:53	0:01	SSA 3	0.0080	0.5000	Oversupply
7/17/2019 14:53	0:01	SSA 2	0.0267	1.0550	Oversupply
7/17/2019 14:53	0:01	SSA 3	0.0080	0.7980	Oversupply
7/17/2019 14:54	0:01	SSA 2	0.0267	1.0610	Oversupply
7/17/2019 15:15	0:01	SSA 2	0.0045	2.9020	Oversupply
7/17/2019 15:15	0:01	SSA 3	0.0020	0.7320	Oversupply
7/17/2019 15:16	0:01	SSA 2	0.0045	2.4980	Oversupply
7/17/2019 15:17	0:01	SSA 2	0.0045	2.7920	Oversupply
7/17/2019 15:18	0:01	SSA 3	0.0020	1.0430	Oversupply
7/17/2019 15:18	0:01	SSA 2	0.0045	2.7830	Oversupply
7/17/2019 15:18	0:01	SSA 3	0.0021	1.1680	Oversupply
7/17/2019 15:19	0:01	SSA 2	0.0045	2.3000	Oversupply
7/17/2019 23:08	0:09	KWP	0.435501512	19.00106812	Oversupply
7/17/2019 23:08	0:09	KWP	0.435501512	19.00106812	Oversupply
7/17/2019 23:18	0:09	KWP	0.197792816	19.191679	Oversupply
7/17/2019 23:18	0:09	KWP	0.197792816	19.191679	Oversupply
7/17/2019 23:50	1:08	KWP	6.7408758	19.21063995	Oversupply
7/17/2019 23:50	1:08	KWP	6.7408758	19.21063995	Oversupply
7/18/2019 1:43	0:12	KWP	0.509295225	19.19367409	Oversupply
7/18/2019 1:43	0:12	KWP	0.509295225	19.19367409	Oversupply
7/18/2019 2:03	0:42	KWP	3.588711278	19.20165825	Oversupply



Maui Curtailment Report

July 2019

Start Date and Time	Duration	IPP Curtailed	Estimated Curtailed MWH	Peak MW Curtailed	Reasons for Curtailment
7/18/2019 2:03	0:42	KWP	3.588711278	19.20165825	Oversupply
7/18/2019 2:57	2:12	KWP	13.9858215	19.21063995	Oversupply
7/18/2019 2:57	2:12	KWP	13.9858215	19.21063995	Oversupply
7/18/2019 8:58	0:01	SSA 3	0.0001	1.6050	Oversupply
7/18/2019 8:58	0:01	SSA 2	0.0022	1.2020	Oversupply
7/18/2019 8:58	0:01	SSA 3	0.0001	1.6150	Oversupply
7/18/2019 8:59	0:01	SSA 2	0.0073	0.6930	Oversupply
7/18/2019 8:59	0:01	SSA 3	0.0047	1.1790	Oversupply
7/18/2019 9:00	0:01	SSA 3	0.0168	0.1790	Oversupply
7/18/2019 9:00	0:01	SSA 2	0.0139	0.3100	Oversupply
7/18/2019 9:01	0:08	BS 250	Data is not available	Data is not available	Oversupply
7/18/2019 9:01	0:08	ESA	Data is not available	Data is not available	Oversupply
7/18/2019 9:01	0:08	ESB	Data is not available	Data is not available	Oversupply
7/18/2019 9:01	0:08	SSA 3	0.1660	0.2140	Oversupply
7/18/2019 9:01	0:08	SSA 2	0.1254	0.1780	Oversupply
7/18/2019 9:02	0:07	KWP	0.204516252	19.21063995	Oversupply
7/18/2019 9:02	0:07	KWP	0.204516252	19.21063995	Oversupply
7/18/2019 9:08	0:01	SSA 3	0.0165	0.0800	Oversupply
7/18/2019 9:09	0:01	SSA 2	0.0134	0.0310	Oversupply
7/18/2019 9:09	0:01	SSA 3	0.0165	0.3330	Oversupply
7/18/2019 9:09	0:01	SSA 2	0.0139	0.1200	Oversupply
7/18/2019 9:15	5:19	BS 250	Data is not available	Data is not available	Oversupply
7/18/2019 9:15	5:19	ESA	Data is not available	Data is not available	Oversupply
7/18/2019 9:15	5:19	ESB	Data is not available	Data is not available	Oversupply
7/18/2019 9:15	4:39	SSA 3	11.9090	1.3380	Oversupply
7/18/2019 9:15	4:39	SSA 2	11.8073	0.1950	Oversupply
7/18/2019 9:16	4:38	KWP	39.94510877	19.21063995	Oversupply
7/18/2019 9:16	4:38	KWP	39.94510877	19.21063995	Oversupply
7/18/2019 13:53	0:41	SSA 2	1.9179	0.0800	Oversupply
7/18/2019 13:53	0:40	SSA 3	1.7105	0.1310	Oversupply
7/18/2019 13:55	0:39	KWP	2.597429466	19.21063995	Oversupply
7/18/2019 13:55	0:39	KWP	2.597429466	19.21063995	Oversupply
7/18/2019 14:34	0:01	SSA 3	0.0298	0.0830	Oversupply
7/18/2019 14:34	0:01	SSA 2	0.0412	0.1810	Oversupply
7/18/2019 14:34	0:09	SSA 3	0.3547	0.0990	Oversupply
7/18/2019 14:35	0:09	BS 250	Data is not available	Data is not available	Oversupply
7/18/2019 14:35	0:09	ESA	Data is not available	Data is not available	Oversupply
7/18/2019 14:35	0:09	ESB	Data is not available	Data is not available	Oversupply
7/18/2019 14:35	0:01	SSA 2	0.0412	0.0020	Oversupply
7/18/2019 14:36	0:01	SSA 2	0.0412	0.0030	Oversupply
7/18/2019 14:37	0:01	SSA 2	0.0412	0.0030	Oversupply
7/18/2019 14:37	0:01	SSA 2	0.0412	0.0040	Oversupply
7/18/2019 14:38	0:06	KWP	0.089692084	17.71370697	Oversupply
7/18/2019 14:38	0:06	KWP	0.089692084	17.71370697	Oversupply
7/18/2019 14:38	0:07	SSA 2	0.3163	0.0030	Oversupply
7/18/2019 14:44	0:01	SSA 3	0.0298	0.1350	Oversupply
7/18/2019 14:44	0:01	SSA 3	0.0185	-0.0020	Oversupply
7/18/2019 14:45	0:01	BS 250	Data is not available	Data is not available	Oversupply
7/18/2019 14:45	0:01	ESA	Data is not available	Data is not available	Oversupply
7/18/2019 14:45	0:01	ESB	Data is not available	Data is not available	Oversupply
7/18/2019 14:45	0:01	KWP	0.00416921	17.63586617	Oversupply
7/18/2019 14:45	0:01	KWP	0.00416921	17.63586617	Oversupply
7/18/2019 14:45	0:01	SSA 3	0.0146	0.0700	Oversupply
7/18/2019 14:45	0:01	SSA 2	0.0230	0.0580	Oversupply
7/18/2019 14:46	0:01	SSA 3	0.0149	0.3330	Oversupply
7/18/2019 14:46	0:01	SSA 2	0.0234	0.3140	Oversupply
7/18/2019 14:47	0:01	SSA 3	0.0149	0.5750	Oversupply
7/18/2019 14:47	0:01	SSA 2	0.0234	0.6180	Oversupply
7/18/2019 14:47	0:01	SSA 3	0.0149	0.4900	Oversupply
7/18/2019 14:48	0:01	SSA 2	0.0234	0.3840	Oversupply
7/18/2019 14:48	0:01	SSA 3	0.0149	0.2500	Oversupply
7/18/2019 14:49	0:01	SSA 2	0.0234	0.2400	Oversupply
7/18/2019 14:49	0:01	SSA 3	0.0149	0.1870	Oversupply
7/18/2019 14:50	0:01	SSA 2	0.0234	0.2350	Oversupply
7/18/2019 14:50	0:01	SSA 3	0.0146	0.2980	Oversupply
7/18/2019 14:50	0:01	SSA 2	0.0234	0.3500	Oversupply
7/18/2019 14:50	0:01	SSA 3	0.0149	0.4740	Oversupply
7/18/2019 14:51	0:01	SSA 2	0.0234	0.8670	Oversupply
7/18/2019 14:51	0:01	SSA 3	0.0146	0.8420	Oversupply
7/18/2019 14:52	0:01	SSA 3	0.0146	1.3100	Oversupply
7/18/2019 14:52	0:01	SSA 2	0.0234	1.5250	Oversupply
7/18/2019 14:53	0:01	SSA 3	0.0149	1.2750	Oversupply
7/18/2019 14:53	0:01	SSA 2	0.0234	1.5910	Oversupply



Maui Curtailment Report

July 2019

Start Date and Time	Duration	IPP Curtailed	Estimated Curtailed MWH	Peak MW Curtailed	Reasons for Curtailment
7/18/2019 14:54	0:01	SSA 3	0.0146	1.3650	Oversupply
7/18/2019 14:54	0:01	SSA 2	0.0234	1.3910	Oversupply
7/18/2019 14:54	0:01	SSA 3	0.0149	1.4120	Oversupply
7/18/2019 14:55	0:01	SSA 2	0.0234	1.9320	Oversupply
7/18/2019 14:55	0:01	SSA 3	0.0149	1.9430	Oversupply
7/18/2019 14:56	0:01	SSA 2	0.0234	2.3860	Oversupply
7/18/2019 14:56	0:01	SSA 3	0.0146	1.8750	Oversupply
7/18/2019 14:56	0:01	SSA 2	0.0234	2.4400	Oversupply
7/18/2019 14:57	0:01	SSA 2	0.0234	2.4480	Oversupply
7/18/2019 14:57	0:01	SSA 3	0.0146	1.9040	Oversupply
7/18/2019 14:58	0:01	SSA 3	0.0149	1.7320	Oversupply
7/18/2019 14:58	0:01	SSA 2	0.0234	2.4160	Oversupply
7/18/2019 14:59	0:01	SSA 3	0.0131	1.5560	Oversupply
7/18/2019 14:59	0:01	SSA 2	0.0144	1.8720	Oversupply
7/18/2019 15:00	0:01	SSA 3	0.0010	1.7290	Oversupply
7/18/2019 15:00	0:01	SSA 2	0.0044	1.9400	Oversupply
7/18/2019 15:00	0:01	SSA 3	0.0010	1.6140	Oversupply
7/18/2019 15:01	0:01	SSA 2	0.0046	1.8590	Oversupply
7/18/2019 15:01	0:01	SSA 3	0.0010	1.8060	Oversupply
7/18/2019 15:02	0:01	SSA 2	0.0046	2.2020	Oversupply
7/18/2019 15:02	0:01	SSA 3	0.0010	2.0190	Oversupply
7/18/2019 15:02	0:01	SSA 2	0.0046	2.5710	Oversupply
7/18/2019 15:03	0:01	SSA 3	0.0010	2.0030	Oversupply
7/18/2019 15:03	0:01	SSA 2	0.0046	2.8940	Oversupply
7/18/2019 15:03	0:01	SSA 3	0.0010	2.1270	Oversupply
7/18/2019 15:04	0:01	SSA 3	0.0010	2.2850	Oversupply
7/18/2019 15:04	0:01	SSA 2	0.0046	2.8480	Oversupply
7/18/2019 15:05	0:01	SSA 3	0.0010	2.2760	Oversupply
7/18/2019 15:05	0:01	SSA 2	0.0046	2.3960	Oversupply
7/19/2019 2:49	0:02	KWP	0.033372466	18.95117188	Oversupply
7/19/2019 2:49	0:02	KWP	0.033372466	18.95117188	Oversupply
7/19/2019 2:58	1:29	KWP	7.156261079	19.21063995	Oversupply
7/19/2019 2:58	1:29	KWP	7.156261079	19.21063995	Oversupply
7/19/2019 9:15	0:01	SSA 2	0.0017	1.0350	Oversupply
7/19/2019 9:15	0:01	SSA 3	0.0007	1.8440	Oversupply
7/19/2019 9:16	0:01	SSA 3	0.0006	1.8580	Oversupply
7/19/2019 9:17	0:01	SSA 3	0.0007	1.8630	Oversupply
7/19/2019 9:18	0:01	SSA 2	0.0017	1.8620	Oversupply
7/19/2019 9:18	0:01	SSA 3	0.0006	1.8670	Oversupply
7/19/2019 9:18	0:01	SSA 2	0.0017	1.9360	Oversupply
7/19/2019 9:19	0:01	SSA 3	0.0006	1.8710	Oversupply
7/19/2019 9:19	0:01	SSA 2	0.0017	1.9720	Oversupply
7/19/2019 9:20	0:01	SSA 3	0.0006	1.7400	Oversupply
7/19/2019 9:20	0:01	SSA 2	0.0017	2.0170	Oversupply
7/19/2019 9:20	0:01	SSA 3	0.0007	1.4930	Oversupply
7/19/2019 9:25	0:01	SSA 3	0.0007	1.9180	Oversupply
7/19/2019 9:25	0:01	SSA 2	0.0017	2.0010	Oversupply
7/19/2019 9:26	0:01	SSA 3	0.0006	1.9170	Oversupply
7/19/2019 9:26	0:01	SSA 2	0.0017	1.9900	Oversupply
7/19/2019 9:27	0:01	SSA 3	0.0007	1.9390	Oversupply
7/19/2019 9:29	0:01	SSA 2	0.0033	2.0150	Oversupply
7/20/2019 1:17	0:01	KWP	0.00175635	20.70358086	System Constraint
7/20/2019 1:17	0:01	KWP	0.00175635	20.70358086	System Constraint
7/20/2019 1:21	0:30	KWP	1.01258208	20.70757294	System Constraint
7/20/2019 1:21	0:30	KWP	1.01258208	20.70757294	System Constraint
7/20/2019 2:12	0:01	KWP	0.010363801	20.66865158	System Constraint
7/20/2019 2:12	0:01	KWP	0.010363801	20.66865158	System Constraint
7/20/2019 2:15	0:41	KWP	4.487744188	20.70757294	System Constraint
7/20/2019 2:15	0:41	KWP	4.487744188	20.70757294	System Constraint
7/20/2019 3:19	0:10	KWP	0.220284144	20.70757294	System Constraint
7/20/2019 3:19	0:10	KWP	0.220284144	20.70757294	System Constraint
7/20/2019 3:31	0:01	KWP	0.000361347	20.68761253	System Constraint
7/20/2019 3:31	0:01	KWP	0.000361347	20.68761253	System Constraint
7/20/2019 3:49	0:06	KWP	0.044314353	20.70657349	System Constraint
7/20/2019 3:49	0:06	KWP	0.044314353	20.70657349	System Constraint
7/20/2019 3:56	0:09	KWP	0.267406019	20.70158386	System Constraint
7/20/2019 3:56	0:09	KWP	0.267406019	20.70158386	System Constraint
7/20/2019 8:25	0:01	SSA 2	0.0012	0.5700	Oversupply
7/20/2019 8:25	0:01	SSA 3	0.0026	1.2850	Oversupply
7/20/2019 8:26	0:01	SSA 2	0.0012	0.5780	Oversupply
7/20/2019 8:26	0:01	SSA 3	0.0027	1.2930	Oversupply
7/20/2019 8:27	0:44	BS 250	Data is not available	Data is not available	Oversupply
7/20/2019 8:27	0:44	ESA	Data is not available	Data is not available	Oversupply



Maui Curtailment Report

July 2019

Start Date and Time	Duration	IPP Curtailed	Estimated Curtailed MWH	Peak MW Curtailed	Reasons for Curtailment
7/20/2019 8:27	0:44	ESB	Data is not available	Data is not available	Oversupply
7/20/2019 8:27	0:01	SSA 2	0.0012	0.1690	Oversupply
7/20/2019 8:27	0:01	SSA 3	0.0027	0.8190	Oversupply
7/20/2019 8:28	0:43	SSA 3	1.0406	0.3010	Oversupply
7/20/2019 8:28	0:43	SSA 2	0.5150	0.1050	Oversupply
7/20/2019 8:29	0:43	KWP	3.43348554	20.70757294	Oversupply
7/20/2019 8:29	0:43	KWP	3.43348554	20.70757294	Oversupply
7/20/2019 9:11	0:01	SSA 2	0.0113	0.3070	Oversupply
7/20/2019 9:11	0:01	SSA 3	0.0187	0.3590	Oversupply
7/20/2019 9:12	0:01	SSA 3	0.0192	0.7340	Oversupply
7/20/2019 9:12	0:01	SSA 2	0.0113	0.7250	Oversupply
7/20/2019 9:13	0:01	SSA 3	0.0192	1.1980	Oversupply
7/20/2019 9:13	0:01	SSA 2	0.0113	0.8920	Oversupply
7/20/2019 9:13	0:01	SSA 3	0.0187	1.3460	Oversupply
7/20/2019 9:14	0:01	SSA 2	0.0113	0.7360	Oversupply
7/20/2019 9:49	0:01	SSA 2	-0.0009	0.9070	Oversupply
7/20/2019 9:49	0:01	SSA 3	0.0010	2.1630	Oversupply
7/20/2019 9:55	0:01	SSA 2	-0.0009	1.0950	Oversupply
7/20/2019 9:59	0:01	SSA 2	-0.0025	0.9630	Oversupply
7/20/2019 10:29	0:01	SSA 3	0.0061	2.4340	Oversupply
7/20/2019 10:43	0:01	SSA 2	0.0010	1.0040	Oversupply
7/20/2019 10:43	0:01	SSA 3	0.0021	0.5420	Oversupply
7/20/2019 10:45	0:01	SSA 2	0.0014	0.9510	Oversupply
7/20/2019 10:45	0:01	SSA 3	0.0015	1.0090	Oversupply
7/20/2019 10:46	0:01	SSA 2	0.0014	0.5660	Oversupply
7/20/2019 10:46	0:01	SSA 3	0.0015	0.9110	Oversupply
7/20/2019 10:47	0:01	SSA 2	0.0014	0.8140	Oversupply
7/20/2019 10:52	0:01	SSA 3	0.0015	2.4050	Oversupply
7/20/2019 10:54	0:01	SSA 3	0.0015	2.7310	Oversupply
7/20/2019 10:55	0:01	SSA 3	0.0015	2.7290	Oversupply
7/20/2019 10:59	0:01	SSA 2	0.0016	1.1210	Oversupply
7/20/2019 10:59	0:01	SSA 3	0.0030	2.3580	Oversupply
7/20/2019 11:00	0:01	SSA 3	0.0114	1.3940	Oversupply
7/20/2019 11:00	0:01	SSA 2	0.0101	0.7790	Oversupply
7/20/2019 11:01	0:01	SSA 3	0.0114	0.8630	Oversupply
7/20/2019 11:01	0:01	SSA 2	0.0101	0.7400	Oversupply
7/20/2019 11:01	0:01	SSA 3	0.0112	0.6110	Oversupply
7/20/2019 11:02	0:01	SSA 2	0.0101	0.3580	Oversupply
7/20/2019 11:02	0:01	SSA 3	0.0114	0.7230	Oversupply
7/20/2019 11:03	0:01	SSA 2	0.0101	0.4940	Oversupply
7/20/2019 11:03	0:01	SSA 3	0.0114	1.2420	Oversupply
7/20/2019 11:03	0:01	SSA 2	0.0101	1.0530	Oversupply
7/20/2019 11:04	0:01	SSA 3	0.0112	1.3970	Oversupply
7/20/2019 11:08	0:01	SSA 3	0.0114	2.6410	Oversupply
7/20/2019 11:09	0:01	SSA 2	0.0101	1.1070	Oversupply
7/20/2019 11:09	0:01	SSA 3	0.0112	2.6150	Oversupply
7/20/2019 11:10	0:01	SSA 2	0.0101	1.4140	Oversupply
7/20/2019 11:10	0:01	SSA 3	0.0117	1.8560	Oversupply
7/20/2019 11:10	0:01	SSA 2	0.0101	0.7930	Oversupply
7/20/2019 11:11	0:01	SSA 3	0.0112	1.3140	Oversupply
7/20/2019 11:11	0:01	SSA 2	0.0101	0.7930	Oversupply
7/20/2019 11:11	0:01	SSA 3	0.0114	1.1260	Oversupply
7/20/2019 11:12	0:01	SSA 3	0.0112	1.4030	Oversupply
7/20/2019 11:12	0:01	SSA 2	0.0101	0.5690	Oversupply
7/20/2019 11:13	0:01	SSA 3	0.0114	1.9130	Oversupply
7/20/2019 11:14	0:01	SSA 3	0.0168	2.6270	Oversupply
7/20/2019 11:15	0:01	SSA 2	0.0248	1.7670	Oversupply
7/20/2019 11:15	0:01	SSA 3	0.0198	2.1070	Oversupply
7/20/2019 11:16	0:01	SSA 2	0.0248	1.6710	Oversupply
7/20/2019 11:16	0:01	SSA 3	0.0194	1.8320	Oversupply
7/20/2019 11:16	0:01	SSA 2	0.0248	1.5080	Oversupply
7/20/2019 11:17	0:01	SSA 3	0.0198	1.6780	Oversupply
7/20/2019 11:17	0:01	SSA 2	0.0248	1.4950	Oversupply
7/20/2019 11:17	0:01	SSA 3	0.0194	1.4840	Oversupply
7/20/2019 11:18	0:01	SSA 3	0.0203	1.5710	Oversupply
7/20/2019 11:18	0:01	SSA 2	0.0248	1.6470	Oversupply
7/20/2019 11:19	0:01	SSA 3	0.0194	1.3510	Oversupply
7/20/2019 11:19	0:01	SSA 2	0.0239	0.8480	Oversupply
7/20/2019 11:20	0:01	SSA 3	0.0198	1.1000	Oversupply
7/20/2019 11:20	0:01	SSA 2	0.0248	1.2260	Oversupply
7/20/2019 11:20	0:01	SSA 3	0.0198	1.3550	Oversupply
7/20/2019 11:21	0:01	SSA 2	0.0248	0.9300	Oversupply
7/20/2019 11:21	0:01	SSA 3	0.0194	1.4670	Oversupply



Maui Curtailment Report

July 2019

Start Date and Time	Duration	IPP Curtailed	Estimated Curtailed MWH	Peak MW Curtailed	Reasons for Curtailment
7/20/2019 11:22	0:01	SSA 2	0.0248	1.4330	Oversupply
7/20/2019 11:22	0:01	SSA 3	0.0198	1.3700	Oversupply
7/20/2019 11:22	0:01	SSA 2	0.0248	1.3010	Oversupply
7/20/2019 11:23	0:01	SSA 3	0.0198	1.2390	Oversupply
7/20/2019 11:23	0:01	SSA 2	0.0248	1.3660	Oversupply
7/20/2019 11:23	0:01	SSA 3	0.0194	1.3500	Oversupply
7/20/2019 11:24	0:01	SSA 2	0.0248	1.1830	Oversupply
7/20/2019 11:24	0:01	SSA 3	0.0198	1.2860	Oversupply
7/20/2019 11:25	0:01	SSA 3	0.0194	0.8030	Oversupply
7/20/2019 11:25	0:01	SSA 2	0.0248	1.0280	Oversupply
7/20/2019 11:26	0:01	SSA 3	0.0198	0.9530	Oversupply
7/20/2019 11:26	0:01	SSA 2	0.0248	0.8910	Oversupply
7/20/2019 11:27	0:01	SSA 3	0.0198	1.1600	Oversupply
7/20/2019 11:27	0:01	SSA 2	0.0248	0.8790	Oversupply
7/20/2019 11:27	0:01	SSA 3	0.0194	0.5850	Oversupply
7/20/2019 11:28	0:01	SSA 2	0.0248	0.5500	Oversupply
7/20/2019 11:28	0:03	SSA 3	0.1023	0.2990	Oversupply
7/20/2019 11:29	0:03	BS 250	Data is not available	Data is not available	Oversupply
7/20/2019 11:29	0:03	ESA	Data is not available	Data is not available	Oversupply
7/20/2019 11:29	0:03	ESB	Data is not available	Data is not available	Oversupply
7/20/2019 11:29	0:03	SSA 2	0.0984	0.0320	Oversupply
7/20/2019 11:30	0:02	KWP	0.046807988	19.53697014	Oversupply
7/20/2019 11:30	0:02	KWP	0.046807988	19.53697014	Oversupply
7/20/2019 11:31	0:01	SSA 3	0.0305	0.0080	Oversupply
7/20/2019 11:31	0:01	SSA 2	0.0373	0.0370	Oversupply
7/20/2019 11:32	0:01	SSA 3	0.0305	0.2260	Oversupply
7/20/2019 11:32	0:01	SSA 2	0.0373	0.1150	Oversupply
7/20/2019 11:33	0:01	SSA 3	0.0312	0.2610	Oversupply
7/20/2019 11:33	0:01	SSA 2	0.0373	0.0400	Oversupply
7/20/2019 11:33	0:01	SSA 3	0.0312	0.3380	Oversupply
7/20/2019 11:34	0:01	SSA 2	0.0373	0.0980	Oversupply
7/20/2019 11:34	0:01	SSA 3	0.0305	0.2290	Oversupply
7/20/2019 11:35	0:01	SSA 2	0.0366	0.2080	Oversupply
7/20/2019 11:35	0:01	SSA 3	0.0312	0.3740	Oversupply
7/20/2019 11:35	0:01	SSA 2	0.0373	0.5330	Oversupply
7/20/2019 11:36	0:01	SSA 3	0.0312	0.4440	Oversupply
7/20/2019 11:36	0:01	SSA 2	0.0373	0.2060	Oversupply
7/20/2019 11:36	0:01	SSA 3	0.0312	0.1850	Oversupply
7/20/2019 11:37	0:01	KWP	0.001832517	18.56396484	Oversupply
7/20/2019 11:37	0:01	KWP	0.001832517	18.56396484	Oversupply
7/20/2019 11:37	0:01	SSA 3	0.0319	0.4100	Oversupply
7/20/2019 11:37	0:01	SSA 2	0.0373	0.4090	Oversupply
7/20/2019 11:38	0:01	SSA 3	0.0312	0.8730	Oversupply
7/20/2019 11:38	0:01	SSA 2	0.0373	0.3980	Oversupply
7/20/2019 11:39	0:01	SSA 3	0.0312	0.7720	Oversupply
7/20/2019 11:39	0:01	SSA 2	0.0373	0.7090	Oversupply
7/20/2019 11:39	0:01	SSA 3	0.0312	0.8730	Oversupply
7/20/2019 11:40	0:01	SSA 2	0.0373	0.7360	Oversupply
7/20/2019 11:40	0:01	SSA 3	0.0312	0.9150	Oversupply
7/20/2019 11:41	0:01	SSA 2	0.0373	0.5750	Oversupply
7/20/2019 11:41	0:02	SSA 3	0.0922	0.4580	Oversupply
7/20/2019 11:42	0:01	BS 250	Data is not available	Data is not available	Oversupply
7/20/2019 11:42	0:01	ESA	Data is not available	Data is not available	Oversupply
7/20/2019 11:42	0:01	ESB	Data is not available	Data is not available	Oversupply
7/20/2019 11:42	0:02	SSA 2	0.0746	0.1570	Oversupply
7/20/2019 11:43	0:01	KWP	0.013342253	18.48712158	Oversupply
7/20/2019 11:43	0:01	KWP	0.013342253	18.48712158	Oversupply
7/20/2019 11:43	0:01	SSA 2	0.0373	0.0550	Oversupply
7/20/2019 11:43	0:01	SSA 3	0.0312	0.1610	Oversupply
7/20/2019 11:44	0:01	SSA 3	0.0265	0.7250	Oversupply
7/20/2019 11:44	0:01	SSA 2	0.0335	0.4190	Oversupply
7/20/2019 11:45	0:01	SSA 3	0.0198	1.3050	Oversupply
7/20/2019 11:45	0:01	SSA 2	0.0233	0.7990	Oversupply
7/20/2019 11:46	0:01	SSA 3	0.0202	1.4810	Oversupply
7/20/2019 11:46	0:01	SSA 2	0.0233	0.8350	Oversupply
7/20/2019 11:47	0:01	SSA 2	0.0233	0.5640	Oversupply
7/20/2019 11:47	0:01	SSA 3	0.0202	2.2790	Oversupply
7/20/2019 11:48	0:01	SSA 2	0.0233	0.5630	Oversupply
7/20/2019 11:48	0:01	SSA 3	0.0202	1.9740	Oversupply
7/20/2019 11:48	0:01	SSA 2	0.0233	0.4260	Oversupply
7/20/2019 11:49	0:01	SSA 3	0.0202	1.3620	Oversupply
7/20/2019 11:49	0:01	SSA 2	0.0224	0.5990	Oversupply
7/20/2019 11:49	0:01	SSA 3	0.0198	1.4920	Oversupply



Maui Curtailment Report

July 2019

Start Date and Time	Duration	IPP Curtailed	Estimated Curtailed MWH	Peak MW Curtailed	Reasons for Curtailment
7/20/2019 11:50	0:01	SSA 3	0.0202	1.8840	Oversupply
7/20/2019 11:50	0:01	SSA 2	0.0233	0.8280	Oversupply
7/20/2019 11:51	0:01	SSA 3	0.0202	1.7680	Oversupply
7/20/2019 11:51	0:01	SSA 2	0.0233	0.9570	Oversupply
7/20/2019 11:52	0:01	SSA 3	0.0198	1.3770	Oversupply
7/20/2019 11:52	0:01	SSA 2	0.0233	0.8620	Oversupply
7/20/2019 11:53	0:01	SSA 2	0.0233	1.1030	Oversupply
7/20/2019 11:53	0:01	SSA 3	0.0206	1.8160	Oversupply
7/20/2019 11:54	0:01	SSA 2	0.0233	1.5410	Oversupply
7/20/2019 11:54	0:01	SSA 3	0.0198	1.4350	Oversupply
7/20/2019 11:54	0:01	SSA 2	0.0233	0.9190	Oversupply
7/20/2019 11:55	0:01	SSA 3	0.0202	0.8780	Oversupply
7/20/2019 11:55	0:01	SSA 2	0.0233	0.3940	Oversupply
7/20/2019 11:55	0:01	SSA 3	0.0202	0.4350	Oversupply
7/20/2019 11:56	0:01	SSA 2	0.0233	0.2060	Oversupply
7/20/2019 11:56	0:01	SSA 3	0.0198	0.0910	Oversupply
7/20/2019 11:57	0:01	SSA 3	0.0202	0.4280	Oversupply
7/20/2019 11:57	0:01	SSA 2	0.0233	0.4850	Oversupply
7/20/2019 11:58	0:01	SSA 3	0.0198	0.7090	Oversupply
7/20/2019 11:58	0:01	SSA 2	0.0233	1.0430	Oversupply
7/20/2019 11:59	0:01	SSA 3	0.0206	0.7610	Oversupply
7/20/2019 11:59	0:01	SSA 2	0.0246	1.1470	Oversupply
7/20/2019 11:59	0:01	SSA 3	0.0265	0.7120	Oversupply
7/20/2019 12:00	0:01	SSA 2	0.0339	0.7320	Oversupply
7/20/2019 12:00	0:01	SSA 3	0.0298	0.5910	Oversupply
7/20/2019 12:01	0:01	SSA 2	0.0339	0.7090	Oversupply
7/20/2019 12:01	0:01	SSA 3	0.0298	0.5610	Oversupply
7/20/2019 12:01	0:01	SSA 2	0.0339	0.9160	Oversupply
7/20/2019 12:02	0:01	SSA 3	0.0291	0.8020	Oversupply
7/20/2019 12:02	0:01	SSA 2	0.0339	0.5900	Oversupply
7/20/2019 12:02	0:01	SSA 3	0.0298	0.4490	Oversupply
7/20/2019 12:03	0:01	SSA 3	0.0298	0.8270	Oversupply
7/20/2019 12:03	0:01	SSA 2	0.0339	0.6170	Oversupply
7/20/2019 12:04	0:01	SSA 3	0.0298	0.9850	Oversupply
7/20/2019 12:04	0:01	SSA 2	0.0333	0.5050	Oversupply
7/20/2019 12:05	0:02	BS 250	Data is not available	Data is not available	Oversupply
7/20/2019 12:05	0:02	ESA	Data is not available	Data is not available	Oversupply
7/20/2019 12:05	0:02	ESB	Data is not available	Data is not available	Oversupply
7/20/2019 12:05	0:01	SSA 3	0.0291	0.4750	Oversupply
7/20/2019 12:05	0:02	SSA 2	0.0678	0.1470	Oversupply
7/20/2019 12:05	0:01	SSA 3	0.0298	0.0310	Oversupply
7/20/2019 12:06	0:01	KWP	0.015239143	20.17466354	Oversupply
7/20/2019 12:06	0:01	KWP II	0.015239143	20.17466354	Oversupply
7/20/2019 12:06	0:01	SSA 3	0.0298	-0.0090	Oversupply
7/20/2019 12:07	0:01	SSA 2	0.0339	0.0620	Oversupply
7/20/2019 12:07	0:01	SSA 3	0.0291	0.2240	Oversupply
7/20/2019 12:07	0:01	SSA 2	0.0339	0.1210	Oversupply
7/20/2019 12:08	0:01	SSA 3	0.0298	0.5570	Oversupply
7/20/2019 12:08	0:01	SSA 2	0.0339	0.1350	Oversupply
7/20/2019 12:08	0:01	SSA 3	0.0298	0.7380	Oversupply
7/20/2019 12:09	0:01	SSA 2	0.0333	0.1550	Oversupply
7/20/2019 12:09	0:01	SSA 3	0.0291	0.7360	Oversupply
7/20/2019 12:10	0:01	SSA 3	0.0298	0.6670	Oversupply
7/20/2019 12:10	0:01	SSA 2	0.0339	0.1300	Oversupply
7/20/2019 12:11	0:01	SSA 3	0.0298	0.9320	Oversupply
7/20/2019 12:11	0:01	SSA 2	0.0339	0.1420	Oversupply
7/20/2019 12:11	0:01	SSA 3	0.0291	1.0900	Oversupply
7/20/2019 12:12	0:01	SSA 2	0.0339	0.2950	Oversupply
7/20/2019 12:12	0:01	SSA 3	0.0298	0.5230	Oversupply
7/20/2019 12:13	0:02	BS 250	Data is not available	Data is not available	Oversupply
7/20/2019 12:13	0:02	ESA	Data is not available	Data is not available	Oversupply
7/20/2019 12:13	0:02	ESB	Data is not available	Data is not available	Oversupply
7/20/2019 12:13	0:02	KWP	0.020055898	20.36726952	Oversupply
7/20/2019 12:13	0:02	KWP II	0.020055898	20.36726952	Oversupply
7/20/2019 12:13	0:01	SSA 2	0.0339	0.0090	Oversupply
7/20/2019 12:13	0:01	SSA 3	0.0298	-0.0150	Oversupply
7/20/2019 12:14	0:01	SSA 2	0.0339	0.0060	Oversupply
7/20/2019 12:14	0:01	SSA 3	0.0300	0.1140	Oversupply
7/20/2019 12:14	0:01	SSA 2	0.0366	0.0950	Oversupply
7/20/2019 12:15	0:01	SSA 3	0.0339	0.2080	Oversupply
7/20/2019 12:15	0:01	SSA 2	0.0323	0.3630	Oversupply
7/20/2019 12:15	0:01	SSA 3	0.0339	0.7200	Oversupply
7/20/2019 12:16	0:01	SSA 3	0.0346	0.5430	Oversupply



Maui Curtailment Report

July 2019

Start Date and Time	Duration	IPP Curtailed	Estimated Curtailed MWH	Peak MW Curtailed	Reasons for Curtailment
7/20/2019 12:16	0:01	SSA 2	0.0323	0.4250	Oversupply
7/20/2019 12:17	0:01	SSA 3	0.0339	0.2760	Oversupply
7/20/2019 12:17	0:01	SSA 2	0.0323	0.1500	Oversupply
7/20/2019 12:18	0:01	SSA 3	0.0339	0.3850	Oversupply
7/20/2019 12:18	0:01	SSA 2	0.0323	0.1680	Oversupply
7/20/2019 12:18	0:01	SSA 3	0.0354	0.2880	Oversupply
7/20/2019 12:19	0:04	SSA 2	0.1607	0.1490	Oversupply
7/20/2019 12:19	0:05	SSA 3	0.2063	0.1490	Oversupply
7/20/2019 12:20	0:04	BS 250	Data is not available	Data is not available	Oversupply
7/20/2019 12:20	0:04	ESA	Data is not available	Data is not available	Oversupply
7/20/2019 12:20	0:04	ESB	Data is not available	Data is not available	Oversupply
7/20/2019 12:20	0:04	KWP	0.071323299	20.52295113	Oversupply
7/20/2019 12:20	0:04	KWP/II	0.071323299	20.52295113	Oversupply
7/20/2019 12:23	0:01	SSA 2	0.0323	0.0360	Oversupply
7/20/2019 12:24	0:01	SSA 3	0.0339	0.2760	Oversupply
7/20/2019 12:24	0:02	SSA 2	0.0645	0.1890	Oversupply
7/20/2019 12:24	0:01	SSA 3	0.0346	0.1700	Oversupply
7/20/2019 12:25	0:01	SSA 3	0.0339	0.0990	Oversupply
7/20/2019 12:26	0:41	BS 250	Data is not available	Data is not available	Oversupply
7/20/2019 12:26	0:41	ESA	Data is not available	Data is not available	Oversupply
7/20/2019 12:26	0:41	ESB	Data is not available	Data is not available	Oversupply
7/20/2019 12:26	0:32	SSA 2	1.4863	0.0390	Oversupply
7/20/2019 12:26	0:40	SSA 3	1.8777	0.0260	Oversupply
7/20/2019 12:27	0:40	KWP	1.665590096	20.65368271	Oversupply
7/20/2019 12:27	0:40	KWP/II	1.665590096	20.65368271	Oversupply
7/20/2019 12:58	0:01	SSA 2	0.0415	0.0040	Oversupply
7/20/2019 12:59	0:08	SSA 2	0.3476	0.0040	Oversupply
7/20/2019 13:06	0:01	SSA 3	0.0334	0.0010	Oversupply
7/20/2019 13:06	0:01	SSA 2	0.0375	0.0700	Oversupply
7/20/2019 13:07	0:01	SSA 3	0.0349	0.2270	Oversupply
7/20/2019 13:07	0:01	SSA 2	0.0382	0.1220	Oversupply
7/20/2019 13:07	0:02	SSA 3	0.1009	0.3990	Oversupply
7/20/2019 13:08	0:02	SSA 2	0.0765	0.0290	Oversupply
7/20/2019 13:09	0:01	BS 250	Data is not available	Data is not available	Oversupply
7/20/2019 13:09	0:01	ESA	Data is not available	Data is not available	Oversupply
7/20/2019 13:09	0:01	ESB	Data is not available	Data is not available	Oversupply
7/20/2019 13:09	0:02	KWP	0.013765875	20.22456169	Oversupply
7/20/2019 13:09	0:02	KWP/II	0.013765875	20.22456169	Oversupply
7/20/2019 13:10	0:01	SSA 3	0.0334	0.0040	Oversupply
7/20/2019 13:10	0:01	SSA 2	0.0382	0.0050	Oversupply
7/20/2019 13:10	0:01	SSA 3	0.0341	0.2390	Oversupply
7/20/2019 13:11	0:01	SSA 2	0.0382	0.3100	Oversupply
7/20/2019 13:11	0:01	SSA 3	0.0334	0.3940	Oversupply
7/20/2019 13:11	0:01	SSA 2	0.0382	0.6420	Oversupply
7/20/2019 13:12	0:01	SSA 3	0.0341	0.6090	Oversupply
7/20/2019 13:12	0:01	SSA 2	0.0382	0.8820	Oversupply
7/20/2019 13:13	0:01	SSA 3	0.0341	0.8050	Oversupply
7/20/2019 13:13	0:01	SSA 2	0.0382	0.8880	Oversupply
7/20/2019 13:13	0:01	SSA 3	0.0341	0.7130	Oversupply
7/20/2019 13:14	0:01	SSA 2	0.0292	0.4150	Oversupply
7/20/2019 13:14	0:01	SSA 3	0.0194	0.6360	Oversupply
7/20/2019 13:15	0:01	SSA 2	0.0168	0.7960	Oversupply
7/20/2019 13:15	0:01	SSA 3	0.0098	0.9600	Oversupply
7/20/2019 13:16	0:01	SSA 3	0.0100	1.1630	Oversupply
7/20/2019 13:16	0:01	SSA 2	0.0168	1.1260	Oversupply
7/20/2019 13:16	0:02	SSA 3	0.0204	1.2330	Oversupply
7/20/2019 13:17	0:01	SSA 2	0.0168	1.1970	Oversupply
7/20/2019 13:18	0:01	SSA 2	0.0168	1.6590	Oversupply
7/20/2019 13:18	0:01	SSA 3	0.0098	1.5360	Oversupply
7/20/2019 13:18	0:01	SSA 2	0.0168	1.4930	Oversupply
7/20/2019 13:19	0:01	SSA 3	0.0100	1.5170	Oversupply
7/20/2019 13:19	0:01	SSA 2	0.0165	1.3680	Oversupply
7/20/2019 13:20	0:01	SSA 3	0.0100	1.1380	Oversupply
7/20/2019 13:20	0:01	SSA 2	0.0168	1.1030	Oversupply
7/20/2019 13:20	0:01	SSA 3	0.0098	1.2490	Oversupply
7/20/2019 13:47	0:01	SSA 3	0.0017	2.7890	Oversupply
7/20/2019 13:47	0:01	SSA 2	0.0062	2.8460	Oversupply
7/20/2019 13:48	0:01	SSA 3	0.0017	2.3870	Oversupply
7/20/2019 13:48	0:01	SSA 2	0.0062	2.3150	Oversupply
7/20/2019 13:48	0:01	SSA 3	0.0017	2.3220	Oversupply
7/20/2019 23:23	2:05	KWP/II	14.99086571	20.70757294	System Constraint
7/20/2019 23:23	0:37	KWP	3.481714201	20.70757294	System Constraint
7/21/2019 1:30	8:53	BS 250	Data is not available	Data is not available	System Constraint



Maui Curtailment Report

July 2019

Start Date and Time	Duration	IPP Curtailed	Estimated Curtailed MWH	Peak MW Curtailed	Reasons for Curtailment
7/21/2019 1:30	8:53	ESA	Data is not available	Data is not available	System Constraint
7/21/2019 1:30	8:53	ESB	Data is not available	Data is not available	System Constraint
7/21/2019 1:31	7:26	KWPPII	93.13964831	20.70757294	System Constraint
7/21/2019 6:07	4:16	SSA 3	4.6729	0.0030	System Constraint
7/21/2019 6:09	4:14	SSA 2	3.5030	0.0050	System Constraint
7/21/2019 8:58	1:26	KWPPII	16.89060038	20.68960953	System Constraint
7/21/2019 10:23	0:01	SSA 3	0.0349	0.0510	System Constraint
7/21/2019 10:23	0:01	SSA 2	0.0128	0.2400	System Constraint
7/21/2019 10:23	0:01	SSA 3	0.0357	0.3300	System Constraint
7/21/2019 10:24	0:01	SSA 2	0.0128	0.0210	System Constraint
7/21/2019 10:24	0:02	SSA 3	0.1063	0.0350	System Constraint
7/21/2019 10:25	0:02	BS 250	Data is not available	Data is not available	System Constraint
7/21/2019 10:25	0:02	ESA	Data is not available	Data is not available	System Constraint
7/21/2019 10:25	0:02	ESB	Data is not available	Data is not available	System Constraint
7/21/2019 10:25	0:03	KWPPII	0.017210197	19.24157524	System Constraint
7/21/2019 10:25	0:02	SSA 2	0.0257	0.0050	System Constraint
7/21/2019 10:26	0:01	SSA 2	0.0128	0.0160	System Constraint
7/21/2019 10:27	0:01	SSA 3	0.0357	0.0260	System Constraint
7/21/2019 10:27	0:02	SSA 3	0.0706	0.1160	System Constraint
7/21/2019 10:27	0:01	SSA 2	0.0128	0.0750	System Constraint
7/21/2019 10:28	0:01	BS 250	Data is not available	Data is not available	System Constraint
7/21/2019 10:28	0:01	ESA	Data is not available	Data is not available	System Constraint
7/21/2019 10:28	0:01	ESB	Data is not available	Data is not available	System Constraint
7/21/2019 10:28	0:01	SSA 2	0.0128	0.0030	System Constraint
7/21/2019 10:29	0:01	KWPPII	0.004338074	18.45818138	System Constraint
7/21/2019 10:29	0:01	SSA 3	0.0354	0.0640	System Constraint
7/21/2019 10:29	0:01	SSA 2	0.0100	0.3630	System Constraint
7/21/2019 10:30	0:01	SSA 3	0.0199	0.1300	System Constraint
7/21/2019 10:30	0:01	SSA 2	0.0083	0.6020	System Constraint
7/21/2019 10:30	0:01	SSA 3	0.0203	0.1470	System Constraint
7/21/2019 10:31	0:01	SSA 2	0.0083	0.8230	System Constraint
7/21/2019 10:31	0:01	SSA 3	0.0199	0.4920	System Constraint
7/21/2019 10:32	0:01	SSA 2	0.0083	0.8990	System Constraint
7/21/2019 10:32	0:01	SSA 3	0.0203	0.8340	System Constraint
7/21/2019 10:33	0:01	SSA 2	0.0083	0.5850	System Constraint
7/21/2019 10:33	0:01	SSA 3	0.0203	0.9550	System Constraint
7/21/2019 10:33	0:01	SSA 3	0.0203	0.7460	System Constraint
7/21/2019 10:33	0:01	SSA 2	0.0083	0.2230	System Constraint
7/21/2019 10:34	0:01	SSA 3	0.0199	0.4780	System Constraint
7/21/2019 10:34	0:01	SSA 2	0.0083	0.1670	System Constraint
7/21/2019 10:35	0:01	SSA 3	0.0203	0.4960	System Constraint
7/21/2019 10:35	0:01	SSA 2	0.0083	0.0170	System Constraint
7/21/2019 10:36	0:01	SSA 3	0.0199	0.1600	System Constraint
7/21/2019 10:36	0:01	SSA 2	0.0083	0.1880	System Constraint
7/21/2019 10:36	0:02	SSA 3	0.0406	0.4210	System Constraint
7/21/2019 10:37	0:04	BS 250	Data is not available	Data is not available	System Constraint
7/21/2019 10:37	0:04	ESA	Data is not available	Data is not available	System Constraint
7/21/2019 10:37	0:04	ESB	Data is not available	Data is not available	System Constraint
7/21/2019 10:37	0:02	SSA 2	0.0165	0.0360	System Constraint
7/21/2019 10:38	0:01	KWPPII	0.021180789	18.06897926	System Constraint
7/21/2019 10:38	0:01	SSA 3	0.0199	0.0000	System Constraint
7/21/2019 10:39	0:01	SSA 2	0.0083	0.0320	System Constraint
7/21/2019 10:39	0:01	SSA 3	0.0203	-0.0020	System Constraint
7/21/2019 10:39	0:01	SSA 2	0.0083	0.2110	System Constraint
7/21/2019 10:39	0:02	SSA 3	0.0402	0.0780	System Constraint
7/21/2019 10:40	0:01	SSA 2	0.0083	0.0080	System Constraint
7/21/2019 10:41	0:01	KWPPII	0.011284415	19.37031174	System Constraint
7/21/2019 10:41	0:01	SSA 3	0.0203	0.0480	System Constraint
7/21/2019 10:41	0:01	SSA 2	0.0083	0.2500	System Constraint
7/21/2019 10:42	0:01	SSA 3	0.0203	0.1170	System Constraint
7/21/2019 10:45	0:01	SSA 2	0.0144	1.0310	System Constraint
7/21/2019 10:45	0:01	SSA 3	0.0229	0.6860	System Constraint
7/21/2019 10:46	0:03	BS 250	Data is not available	Data is not available	System Constraint
7/21/2019 10:46	0:03	ESA	Data is not available	Data is not available	System Constraint
7/21/2019 10:46	0:03	ESB	Data is not available	Data is not available	System Constraint
7/21/2019 10:46	0:03	SSA 2	0.0576	0.2280	System Constraint
7/21/2019 10:46	0:02	KWPPII	0.017625682	16.03314972	System Constraint
7/21/2019 10:46	0:02	SSA 3	0.0463	0.2080	System Constraint
7/21/2019 10:47	0:01	SSA 3	0.0234	0.0030	System Constraint
7/21/2019 10:48	0:01	SSA 3	0.0234	0.0020	System Constraint
7/21/2019 10:49	0:01	KWPPII	0.003616079	15.339571	System Constraint
7/21/2019 10:49	0:01	SSA 3	0.0229	0.0360	System Constraint
7/21/2019 10:49	0:01	SSA 2	0.0144	0.0800	System Constraint



Maui Curtailment Report

July 2019

Start Date and Time	Duration	IPP Curtailed	Estimated Curtailed MWH	Peak MW Curtailed	Reasons for Curtailment
7/21/2019 10:49	0:18	SSA 3	0.5574	0.0830	System Constraint
7/21/2019 10:50	0:17	SSA 2	0.2718	0.1010	System Constraint
7/21/2019 10:51	0:17	BS 250	Data is not available	Data is not available	System Constraint
7/21/2019 10:51	0:17	ESA	Data is not available	Data is not available	System Constraint
7/21/2019 10:51	0:17	ESB	Data is not available	Data is not available	System Constraint
7/21/2019 10:51	0:17	KWPPII	0.855663792	17.53906441	System Constraint
7/21/2019 11:07	0:01	SSA 2	0.0129	0.0050	System Constraint
7/21/2019 11:08	0:01	SSA 3	0.0235	0.2310	System Constraint
7/21/2019 11:08	0:01	SSA 2	0.0129	0.2690	System Constraint
7/21/2019 11:08	0:01	SSA 3	0.0235	0.4730	System Constraint
7/21/2019 11:12	0:01	SSA 3	0.0240	1.1610	System Constraint
7/21/2019 11:12	0:01	SSA 2	0.0129	1.3810	System Constraint
7/21/2019 11:13	0:02	SSA 3	0.0687	0.4680	System Constraint
7/21/2019 11:13	0:03	SSA 2	0.0465	0.2860	System Constraint
7/21/2019 11:14	0:02	BS 250	Data is not available	Data is not available	System Constraint
7/21/2019 11:14	0:02	ESA	Data is not available	Data is not available	System Constraint
7/21/2019 11:14	0:02	ESB	Data is not available	Data is not available	System Constraint
7/21/2019 11:15	0:02	KWPPII	0.033819771	14.82362747	System Constraint
7/21/2019 11:15	0:01	SSA 3	0.0221	-0.0010	System Constraint
7/21/2019 11:16	0:01	SSA 2	0.0199	0.1040	System Constraint
7/21/2019 11:16	0:01	SSA 3	0.0216	0.0630	System Constraint
7/21/2019 11:17	0:01	SSA 2	0.0199	0.5030	System Constraint
7/21/2019 11:17	0:01	SSA 3	0.0221	0.1550	System Constraint
7/21/2019 11:18	0:01	SSA 2	0.0199	0.5320	System Constraint
7/21/2019 11:18	0:09	BS 250	Data is not available	Data is not available	System Constraint
7/21/2019 11:18	0:09	ESA	Data is not available	Data is not available	System Constraint
7/21/2019 11:18	0:09	ESB	Data is not available	Data is not available	System Constraint
7/21/2019 11:18	0:09	SSA 3	0.2629	0.1520	System Constraint
7/21/2019 11:18	0:05	SSA 2	0.1194	0.0070	System Constraint
7/21/2019 11:19	0:09	KWPPII	0.152950637	17.72168922	System Constraint
7/21/2019 11:24	0:03	SSA 2	0.0796	0.0140	System Constraint
7/21/2019 11:27	0:01	SSA 3	0.0216	0.0380	System Constraint
7/21/2019 11:27	0:01	SSA 2	0.0199	0.2150	System Constraint
7/21/2019 11:27	0:01	SSA 3	0.0221	0.1190	System Constraint
7/21/2019 11:28	0:01	SSA 2	0.0199	0.6510	System Constraint
7/21/2019 11:28	0:01	SSA 3	0.0221	0.1370	System Constraint
7/21/2019 11:30	0:01	SSA 2	0.0315	0.6410	System Constraint
7/21/2019 11:30	0:01	SSA 3	0.0231	0.4460	System Constraint
7/21/2019 11:30	0:01	SSA 2	0.0327	0.5900	System Constraint
7/21/2019 11:31	0:01	SSA 3	0.0231	0.6160	System Constraint
7/21/2019 11:31	1:57	SSA 3	5.1485	0.4820	System Constraint
7/21/2019 11:31	1:57	SSA 2	5.0217	0.5240	System Constraint
7/21/2019 11:33	1:55	BS 250	Data is not available	Data is not available	System Constraint
7/21/2019 11:33	1:55	ESA	Data is not available	Data is not available	System Constraint
7/21/2019 11:33	1:55	ESB	Data is not available	Data is not available	System Constraint
7/21/2019 11:33	0:32	KWPPII	2.832100725	18.5120697	System Constraint
7/21/2019 12:06	1:24	KWPPII	10.29835793	17.57399178	System Constraint
7/21/2019 12:40	0:01	AWE	0.006131935	17.5	System Constraint
7/21/2019 13:28	0:01	SSA 2	0.0371	0.0040	System Constraint
7/21/2019 13:28	0:01	SSA 3	0.0366	0.0010	System Constraint
7/21/2019 13:29	0:01	SSA 3	0.0335	0.1090	System Constraint
7/21/2019 13:29	0:01	SSA 2	0.0311	0.1430	System Constraint
7/21/2019 13:30	0:04	BS 250	Data is not available	Data is not available	System Constraint
7/21/2019 13:30	0:04	ESA	Data is not available	Data is not available	System Constraint
7/21/2019 13:30	0:04	ESB	Data is not available	Data is not available	System Constraint
7/21/2019 13:30	0:02	SSA 3	0.0708	0.0380	System Constraint
7/21/2019 13:30	0:02	SSA 2	0.0349	0.0330	System Constraint
7/21/2019 13:31	0:01	KWPPII	0.019643195	15.11103916	System Constraint
7/21/2019 13:32	0:03	SSA 2	0.0534	0.0350	System Constraint
7/21/2019 13:32	0:02	SSA 3	0.0474	0.0260	System Constraint
7/21/2019 13:33	0:02	KWPPII	0.018506591	14.47035217	System Constraint
7/21/2019 13:34	0:01	SSA 3	0.0229	0.0020	System Constraint
7/21/2019 13:34	0:01	SSA 2	0.0178	0.3010	System Constraint
7/21/2019 13:34	0:01	SSA 3	0.0239	0.2580	System Constraint
7/21/2019 13:35	0:01	SSA 2	0.0178	0.8120	System Constraint
7/21/2019 13:35	0:01	SSA 3	0.0229	0.4300	System Constraint
7/21/2019 13:36	0:01	SSA 3	0.0229	0.6270	System Constraint
7/21/2019 13:37	0:01	SSA 3	0.0239	0.7340	System Constraint
7/21/2019 13:41	0:01	SSA 2	0.0178	1.9400	System Constraint
7/21/2019 13:41	0:01	SSA 3	0.0239	2.6630	System Constraint
7/21/2019 13:42	0:01	SSA 2	0.0178	1.4440	System Constraint
7/21/2019 13:42	0:01	SSA 3	0.0239	1.8260	System Constraint
7/22/2019 1:02	0:01	KWPPII	0.002510802	15.42439651	System Constraint



Maui Curtailment Report

July 2019

Start Date and Time	Duration	IPP Curtailed	Estimated Curtailed MWH	Peak MW Curtailed	Reasons for Curtailment
7/22/2019 1:12	0:30	KWPPII	1.078673299	17.66580391	System Constraint
7/22/2019 1:57	0:02	KWPPII	0.050304159	12.59918594	System Constraint
7/22/2019 2:01	0:01	KWPPII	0.003149287	15.24775887	System Constraint
7/22/2019 2:04	0:04	KWPPII	0.058499829	15.74474049	System Constraint
7/22/2019 2:38	0:20	KWPPII	1.169114176	16.73371506	System Constraint
7/22/2019 3:45	0:04	KWPPII	0.103823249	12.53132439	System Constraint
7/22/2019 3:59	0:01	KWPPII	0.002316046	13.39355755	System Constraint
7/22/2019 5:01	0:01	KWPPII	0.018285974	12.28483009	System Constraint
7/22/2019 5:03	0:01	KWPPII	0.008626604	12.57423687	System Constraint
7/22/2019 5:05	1:18	BS 250	Data is not available	Data is not available	System Constraint
7/22/2019 5:05	1:22	ESA	Data is not available	Data is not available	System Constraint
7/22/2019 5:05	1:22	ESB	Data is not available	Data is not available	System Constraint
7/22/2019 5:05	1:21	KWPPII	9.959573801	20.69060707	System Constraint
7/22/2019 6:07	0:20	SSA 3	0.0084	0.0030	System Constraint
7/22/2019 6:24	0:03	BS 250	Data is not available	Data is not available	System Constraint
7/22/2019 6:24	0:03	SSA 2	0.0016	0.0020	System Constraint
7/22/2019 6:27	0:01	KWPPII	0.012899431	20.01798439	System Constraint
7/22/2019 6:29	1:34	SSA 3	0.8866	0.0110	System Constraint
7/22/2019 6:30	1:34	BS 250	Data is not available	Data is not available	System Constraint
7/22/2019 6:30	1:35	ESA	Data is not available	Data is not available	System Constraint
7/22/2019 6:30	1:35	ESB	Data is not available	Data is not available	System Constraint
7/22/2019 6:30	1:34	SSA 2	0.6160	0.0580	System Constraint
7/22/2019 6:31	1:34	KWPPII	6.853016551	20.63771629	System Constraint
7/22/2019 8:04	0:01	SSA 3	0.0085	0.0110	System Constraint
7/22/2019 8:04	0:01	SSA 2	0.0081	0.3150	System Constraint
7/22/2019 8:05	0:01	SSA 3	0.0087	0.2070	System Constraint
7/22/2019 8:05	0:01	SSA 2	0.0085	0.5980	System Constraint
7/22/2019 8:05	0:01	SSA 3	0.0083	0.3560	System Constraint
7/22/2019 8:06	0:01	SSA 2	0.0085	0.5000	System Constraint
7/22/2019 8:06	0:01	SSA 3	0.0085	0.4240	System Constraint
7/22/2019 8:07	0:01	SSA 2	0.0085	0.2160	System Constraint
7/22/2019 8:07	0:02	SSA 3	0.0170	0.2760	System Constraint
7/22/2019 8:08	0:01	SSA 2	0.0085	0.4390	System Constraint
7/22/2019 8:10	0:01	SSA 2	0.0085	0.6800	System Constraint
7/22/2019 8:11	0:01	SSA 3	0.0083	0.6090	System Constraint
7/22/2019 8:11	0:01	SSA 2	0.0085	0.2970	System Constraint
7/22/2019 8:11	0:03	SSA 3	0.0347	0.2810	System Constraint
7/22/2019 8:12	0:03	SSA 2	0.0255	0.0390	System Constraint
7/22/2019 8:13	0:02	BS 250	Data is not available	Data is not available	System Constraint
7/22/2019 8:13	0:02	ESA	Data is not available	Data is not available	System Constraint
7/22/2019 8:13	0:02	ESB	Data is not available	Data is not available	System Constraint
7/22/2019 8:13	0:02	KWPPII	0.012447611	18.4741478	System Constraint
7/22/2019 8:15	0:01	SSA 2	0.0119	0.1820	System Constraint
7/22/2019 8:15	0:01	SSA 3	0.0181	0.0460	System Constraint
7/22/2019 8:15	0:05	SSA 3	0.1253	0.0000	System Constraint
7/22/2019 8:15	0:01	SSA 2	0.0119	0.0070	System Constraint
7/22/2019 8:16	0:05	BS 250	Data is not available	Data is not available	System Constraint
7/22/2019 8:16	0:05	ESA	Data is not available	Data is not available	System Constraint
7/22/2019 8:16	0:05	ESB	Data is not available	Data is not available	System Constraint
7/22/2019 8:16	0:06	KWPPII	0.073173428	18.7875061	System Constraint
7/22/2019 8:16	0:01	SSA 2	0.0119	0.0670	System Constraint
7/22/2019 8:17	0:03	SSA 2	0.0477	0.0090	System Constraint
7/22/2019 8:21	0:01	SSA 2	0.0119	0.0030	System Constraint
7/22/2019 8:21	0:01	SSA 3	0.0181	0.0460	System Constraint
7/22/2019 8:21	0:01	SSA 2	0.0119	0.1930	System Constraint
7/22/2019 8:22	0:04	BS 250	Data is not available	Data is not available	System Constraint
7/22/2019 8:22	0:04	ESA	Data is not available	Data is not available	System Constraint
7/22/2019 8:22	0:04	ESB	Data is not available	Data is not available	System Constraint
7/22/2019 8:22	0:05	SSA 3	0.1076	0.2440	System Constraint
7/22/2019 8:22	0:05	SSA 2	0.0713	0.1930	System Constraint
7/22/2019 8:23	0:04	KWPPII	0.070580832	17.55802536	System Constraint
7/22/2019 8:26	0:01	SSA 3	0.0177	0.0720	System Constraint
7/22/2019 8:28	0:01	SSA 2	0.0119	0.4660	System Constraint
7/22/2019 8:28	0:01	SSA 3	0.0181	0.0090	System Constraint
7/22/2019 8:28	0:01	SSA 2	0.0119	0.9670	System Constraint
7/22/2019 8:29	0:01	SSA 3	0.0181	0.1230	System Constraint
7/22/2019 8:29	0:01	SSA 2	0.0111	0.9050	System Constraint
7/22/2019 8:29	0:01	SSA 3	0.0167	0.3380	System Constraint
7/22/2019 8:30	0:01	SSA 3	0.0192	0.5630	System Constraint
7/22/2019 8:30	0:01	SSA 2	0.0142	0.9740	System Constraint
7/22/2019 8:31	0:01	SSA 3	0.0192	0.8590	System Constraint
7/22/2019 8:31	0:01	SSA 2	0.0142	0.8450	System Constraint
7/22/2019 8:32	0:01	SSA 3	0.0184	0.7220	System Constraint



Maui Curtailment Report

July 2019

Start Date and Time	Duration	IPP Curtailed	Estimated Curtailed MWH	Peak MW Curtailed	Reasons for Curtailment
7/22/2019 8:32	0:01	SSA 2	0.0142	0.5450	System Constraint
7/22/2019 8:32	0:01	SSA 3	0.0192	0.1540	System Constraint
7/22/2019 8:33	0:03	SSA 2	0.0426	0.2390	System Constraint
7/22/2019 8:33	0:02	SSA 3	0.0572	0.0130	System Constraint
7/22/2019 8:34	0:02	BS 250	Data is not available	Data is not available	System Constraint
7/22/2019 8:34	0:02	ESA	Data is not available	Data is not available	System Constraint
7/22/2019 8:34	0:02	ESB	Data is not available	Data is not available	System Constraint
7/22/2019 8:34	0:01	KWPPII	0.007452742	17.19476891	System Constraint
7/22/2019 8:35	0:01	SSA 2	0.0142	0.0150	System Constraint
7/22/2019 8:36	0:01	SSA 3	0.0188	0.0580	System Constraint
7/22/2019 8:36	0:07	SSA 2	0.1137	0.1080	System Constraint
7/22/2019 8:36	0:01	SSA 3	0.0188	0.0450	System Constraint
7/22/2019 8:37	0:06	BS 250	Data is not available	Data is not available	System Constraint
7/22/2019 8:37	0:06	ESA	Data is not available	Data is not available	System Constraint
7/22/2019 8:37	0:06	ESB	Data is not available	Data is not available	System Constraint
7/22/2019 8:37	0:05	KWPPII	0.191943932	19.20664787	System Constraint
7/22/2019 8:37	0:06	SSA 3	0.1519	0.0010	System Constraint
7/22/2019 8:43	0:01	KWPPII	0.030633068	16.61795235	System Constraint
7/22/2019 8:43	0:01	SSA 2	0.0142	0.1410	System Constraint
7/22/2019 8:43	0:01	SSA 3	0.0192	0.2960	System Constraint
7/22/2019 8:44	0:03	BS 250	Data is not available	Data is not available	System Constraint
7/22/2019 8:44	0:03	ESA	Data is not available	Data is not available	System Constraint
7/22/2019 8:44	0:03	ESB	Data is not available	Data is not available	System Constraint
7/22/2019 8:44	0:02	SSA 2	0.0170	0.0810	System Constraint
7/22/2019 8:44	0:03	SSA 3	0.0401	0.2180	System Constraint
7/22/2019 8:45	0:01	KWPPII	0.000719579	16.80257416	System Constraint
7/22/2019 8:46	0:01	SSA 2	0.0066	0.0020	System Constraint
7/22/2019 8:47	0:01	SSA 2	0.0066	0.0170	System Constraint
7/22/2019 8:47	0:01	SSA 3	0.0083	0.0030	System Constraint
7/22/2019 8:47	0:01	SSA 2	0.0066	0.1300	System Constraint
7/22/2019 8:48	0:01	SSA 3	0.0085	0.1810	System Constraint
7/22/2019 8:48	0:01	SSA 2	0.0066	0.1880	System Constraint
7/22/2019 8:49	0:01	SSA 3	0.0085	0.1070	System Constraint
7/22/2019 8:49	0:01	SSA 2	0.0066	0.3810	System Constraint
7/22/2019 8:49	0:01	SSA 3	0.0085	0.4100	System Constraint
7/22/2019 8:50	0:01	SSA 2	0.0066	0.8880	System Constraint
7/22/2019 8:50	0:01	SSA 3	0.0083	0.6410	System Constraint
7/22/2019 9:18	0:01	SSA 3	0.0158	1.6580	System Constraint
7/22/2019 9:18	0:01	SSA 2	0.0202	2.1900	System Constraint
7/22/2019 9:18	0:01	SSA 3	0.0158	1.1920	System Constraint
7/22/2019 9:19	0:09	BS 250	Data is not available	Data is not available	System Constraint
7/22/2019 9:19	0:09	ESA	Data is not available	Data is not available	System Constraint
7/22/2019 9:19	0:09	ESB	Data is not available	Data is not available	System Constraint
7/22/2019 9:19	0:09	SSA 2	0.2020	1.6820	System Constraint
7/22/2019 9:19	0:09	SSA 3	0.1891	0.5420	System Constraint
7/22/2019 9:20	0:09	KWPPII	0.306664054	18.74259758	System Constraint
7/22/2019 9:27	0:01	SSA 2	0.0202	0.0070	System Constraint
7/22/2019 9:28	0:01	SSA 2	0.0202	0.2220	System Constraint
7/22/2019 9:28	0:01	SSA 3	0.0162	0.2590	System Constraint
7/22/2019 9:29	0:01	SSA 2	0.0157	0.5540	System Constraint
7/22/2019 9:29	0:01	SSA 3	0.0120	0.5030	System Constraint
7/22/2019 9:35	0:01	SSA 2	0.0055	1.4930	System Constraint
7/22/2019 9:35	0:01	SSA 3	0.0046	1.0160	System Constraint
7/22/2019 9:36	0:01	SSA 3	0.0045	1.0170	System Constraint
7/22/2019 9:36	0:01	SSA 2	0.0055	0.5270	System Constraint
7/22/2019 9:37	0:01	SSA 3	0.0046	1.5790	System Constraint
7/22/2019 16:05	0:01	KWPPII	0.000981323	0.058879361	System Constraint
7/23/2019 0:22	0:06	KWPPII	0.228000673	18.49610329	System Constraint
7/23/2019 9:48	0:01	SSA 3	0.0003	2.0790	System Constraint
7/23/2019 9:54	0:01	SSA 2	0.0098	2.1810	System Constraint
7/23/2019 9:55	0:01	SSA 2	0.0098	2.1970	System Constraint
7/23/2019 9:55	0:01	SSA 3	0.0003	2.1320	System Constraint
7/23/2019 9:56	0:01	SSA 2	0.0098	2.2200	System Constraint
7/23/2019 10:00	0:01	SSA 3	0.0008	2.1740	System Constraint
7/23/2019 10:00	0:01	SSA 2	-0.0001	2.2570	System Constraint
7/23/2019 10:01	0:01	SSA 3	0.0008	2.1760	System Constraint
7/23/2019 10:01	0:01	SSA 2	-0.0001	1.8850	System Constraint
7/23/2019 10:04	0:01	SSA 2	-0.0001	2.3180	System Constraint
7/23/2019 10:05	0:01	SSA 2	-0.0001	2.2660	System Constraint
7/23/2019 10:05	0:01	SSA 3	0.0008	2.2090	System Constraint
7/23/2019 10:06	0:01	SSA 3	0.0008	2.2170	System Constraint
7/23/2019 10:06	0:01	SSA 2	-0.0001	2.3700	System Constraint
7/23/2019 10:54	0:01	KWPPII	4.98978E-05	0.002993866	System Constraint



Maui Curtailment Report

July 2019

Start Date and Time	Duration	IPP Curtailed	Estimated Curtailed MWH	Peak MW Curtailed	Reasons for Curtailment
7/25/2019 5:16	0:01	KWPPII	0.003462887	10.3767395	System Constraint
7/25/2019 5:24	1:24	BS 250	Data is not available	Data is not available	System Constraint
7/25/2019 5:24	1:24	ESA	Data is not available	Data is not available	System Constraint
7/25/2019 5:24	1:24	ESB	Data is not available	Data is not available	System Constraint
7/25/2019 5:24	1:26	KWPPII	7.57116859	20.02896309	System Constraint
7/25/2019 6:08	0:40	SSA 3	0.0663	0.0030	System Constraint
7/25/2019 6:10	0:39	SSA 2	0.0309	0.0050	System Constraint
7/25/2019 6:50	0:01	SSA 2	0.0011	0.0680	System Constraint
7/25/2019 6:51	0:36	ESA	Data is not available	Data is not available	System Constraint
7/25/2019 6:51	0:36	ESB	Data is not available	Data is not available	System Constraint
7/25/2019 6:51	0:36	SSA 2	0.0758	0.0330	System Constraint
7/25/2019 6:51	0:07	SSA 3	0.0274	0.1760	System Constraint
7/25/2019 6:52	0:35	BS 250	Data is not available	Data is not available	System Constraint
7/25/2019 6:53	0:35	KWPPII	1.399870952	20.46606636	System Constraint
7/25/2019 6:58	0:01	SSA 3	0.0030	-0.0020	System Constraint
7/25/2019 6:59	0:28	SSA 3	0.1971	0.0040	System Constraint
7/25/2019 7:27	0:01	SSA 3	0.0061	0.0020	System Constraint
7/25/2019 7:34	0:01	SSA 3	0.0038	0.6400	System Constraint
7/25/2019 7:34	0:01	SSA 2	0.0046	0.3260	System Constraint
7/25/2019 7:34	0:01	SSA 3	0.0037	0.6540	System Constraint
7/25/2019 7:35	0:02	SSA 2	0.0092	0.1340	System Constraint
7/25/2019 7:35	0:02	SSA 3	0.0076	0.0260	System Constraint
7/25/2019 7:36	0:01	BS 250	Data is not available	Data is not available	System Constraint
7/25/2019 7:36	0:01	ESA	Data is not available	Data is not available	System Constraint
7/25/2019 7:36	0:01	ESB	Data is not available	Data is not available	System Constraint
7/25/2019 7:37	0:02	KWPPII	0.002713807	20.49001884	System Constraint
7/25/2019 7:37	0:01	SSA 2	0.0046	0.0100	System Constraint
7/25/2019 7:37	0:01	SSA 3	0.0038	0.1570	System Constraint
7/25/2019 7:38	0:01	SSA 2	0.0046	0.1610	System Constraint
7/25/2019 7:38	0:01	SSA 3	0.0038	0.3370	System Constraint
7/25/2019 7:38	0:01	SSA 2	0.0046	0.2580	System Constraint
7/25/2019 7:39	0:02	SSA 3	0.0074	0.1430	System Constraint
7/25/2019 7:40	0:01	SSA 2	0.0046	0.0020	System Constraint
7/25/2019 7:41	0:01	KWPPII	0.013901965	19.72258949	System Constraint
7/25/2019 7:41	0:01	SSA 3	0.0038	0.0060	System Constraint
7/25/2019 7:45	0:01	SSA 2	0.0083	0.4190	System Constraint
7/25/2019 7:47	0:01	SSA 3	0.0091	0.8130	System Constraint
7/25/2019 7:47	0:01	SSA 2	0.0080	0.4900	System Constraint
7/25/2019 7:47	0:01	SSA 3	0.0089	0.8230	System Constraint
7/25/2019 7:48	0:01	SSA 2	0.0083	0.3060	System Constraint
7/25/2019 7:48	0:53	SSA 3	0.9591	0.1620	System Constraint
7/25/2019 7:49	0:54	BS 250	Data is not available	Data is not available	System Constraint
7/25/2019 7:49	0:54	ESA	Data is not available	Data is not available	System Constraint
7/25/2019 7:49	0:54	ESB	Data is not available	Data is not available	System Constraint
7/25/2019 7:49	0:53	KWPPII	3.37517883	20.57085228	System Constraint
7/25/2019 7:49	0:53	SSA 2	0.7690	0.0160	System Constraint
7/25/2019 8:41	0:02	SSA 3	0.0345	0.1060	System Constraint
7/25/2019 8:42	0:02	SSA 2	0.0351	0.0090	System Constraint
7/25/2019 8:43	0:01	SSA 3	0.0174	0.0060	System Constraint
7/25/2019 8:43	0:01	KWPPII	0.005449454	20.22955132	System Constraint
7/25/2019 8:43	0:01	SSA 3	0.0171	0.1420	System Constraint
7/25/2019 8:43	0:01	SSA 2	0.0175	0.1540	System Constraint
7/25/2019 8:44	0:01	SSA 3	0.0160	0.3170	System Constraint
7/25/2019 8:44	0:01	SSA 2	0.0158	0.4060	System Constraint
7/25/2019 8:45	0:01	SSA 3	0.0164	0.9530	System Constraint
7/25/2019 8:45	0:01	SSA 2	0.0165	0.8220	System Constraint
7/25/2019 8:46	0:01	SSA 3	0.0161	0.6110	System Constraint
7/25/2019 8:46	0:01	SSA 2	0.0165	0.7770	System Constraint
7/25/2019 8:46	0:01	SSA 3	0.0168	0.4550	System Constraint
7/25/2019 8:47	0:01	SSA 2	0.0165	0.5170	System Constraint
7/25/2019 8:47	0:01	SSA 3	0.0164	0.3670	System Constraint
7/25/2019 8:48	0:01	SSA 2	0.0162	0.5070	System Constraint
7/25/2019 8:48	0:01	SSA 3	0.0164	0.5930	System Constraint
7/25/2019 8:49	0:01	SSA 2	0.0165	0.4330	System Constraint
7/25/2019 8:49	0:01	SSA 3	0.0161	0.6880	System Constraint
7/25/2019 8:49	0:01	SSA 3	0.0164	0.4120	System Constraint
7/25/2019 8:49	0:01	SSA 2	0.0165	0.1800	System Constraint
7/25/2019 8:50	0:09	SSA 3	0.1826	0.6370	System Constraint
7/25/2019 8:50	0:04	SSA 2	0.0826	0.2710	System Constraint
7/25/2019 8:51	0:05	BS 250	Data is not available	Data is not available	System Constraint
7/25/2019 8:51	0:05	ESA	Data is not available	Data is not available	System Constraint
7/25/2019 8:51	0:05	ESB	Data is not available	Data is not available	System Constraint
7/25/2019 8:51	0:04	KWPPII	0.064025879	20.53293037	System Constraint



Maui Curtailment Report

July 2019

Start Date and Time	Duration	IPP Curtailed	Estimated Curtailed MWH	Peak MW Curtailed	Reasons for Curtailment
7/25/2019 8:55	0:03	SSA 2	0.0661	0.0700	System Constraint
7/25/2019 8:56	0:01	KWPPII	0.000874837	20.48303223	System Constraint
7/25/2019 8:57	0:01	BS 250	Data is not available	Data is not available	System Constraint
7/25/2019 8:57	0:01	ESA	Data is not available	Data is not available	System Constraint
7/25/2019 8:57	0:01	ESB	Data is not available	Data is not available	System Constraint
7/25/2019 8:58	0:01	KWPPII	0.015300401	19.96509361	System Constraint
7/25/2019 8:58	0:01	SSA 2	0.0165	0.0020	System Constraint
7/25/2019 8:59	0:01	SSA 3	0.0164	0.3420	System Constraint
7/25/2019 8:59	0:01	SSA 2	0.0173	0.0940	System Constraint
7/25/2019 8:59	0:01	SSA 3	0.0182	0.6380	System Constraint
7/25/2019 9:00	0:01	SSA 2	0.0226	0.1470	System Constraint
7/25/2019 9:00	0:01	SSA 3	0.0196	0.2910	System Constraint
7/25/2019 9:01	0:01	SSA 2	0.0226	0.1580	System Constraint
7/25/2019 9:01	0:01	SSA 3	0.0196	0.5170	System Constraint
7/25/2019 9:02	0:01	SSA 2	0.0226	0.1380	System Constraint
7/25/2019 9:02	0:01	SSA 3	0.0205	0.5000	System Constraint
7/25/2019 9:02	0:01	SSA 2	0.0218	0.1510	System Constraint
7/25/2019 9:02	0:01	SSA 3	0.0205	0.8370	System Constraint
7/25/2019 9:03	0:01	SSA 2	0.0226	0.3030	System Constraint
7/25/2019 9:03	0:01	SSA 3	0.0196	0.4990	System Constraint
7/25/2019 9:04	0:18	BS 250	Data is not available	Data is not available	System Constraint
7/25/2019 9:04	0:18	ESA	Data is not available	Data is not available	System Constraint
7/25/2019 9:04	0:18	ESB	Data is not available	Data is not available	System Constraint
7/25/2019 9:04	0:17	SSA 3	0.4733	0.0140	System Constraint
7/25/2019 9:04	0:17	SSA 2	0.4691	0.0870	System Constraint
7/25/2019 9:05	0:09	KWPPII	0.200207615	20.54290962	System Constraint
7/25/2019 9:15	0:07	KWPPII	0.294060103	19.60582924	System Constraint
7/25/2019 9:21	0:01	SSA 3	0.0240	0.0090	System Constraint
7/25/2019 9:21	0:01	SSA 2	0.0250	0.0730	System Constraint
7/25/2019 9:22	0:02	SSA 3	0.0465	0.3980	System Constraint
7/25/2019 9:22	0:01	SSA 2	0.0250	0.2780	System Constraint
7/25/2019 9:23	0:01	SSA 2	0.0250	0.3120	System Constraint
7/25/2019 9:23	0:01	SSA 3	0.0230	0.3640	System Constraint
7/25/2019 9:24	0:11	KWPPII	0.242721939	20.36128235	System Constraint
7/25/2019 9:24	0:01	SSA 2	0.0250	0.0090	System Constraint
7/25/2019 9:24	0:01	SSA 3	0.0240	0.0150	System Constraint
7/25/2019 9:25	0:10	BS 250	Data is not available	Data is not available	System Constraint
7/25/2019 9:25	0:10	ESA	Data is not available	Data is not available	System Constraint
7/25/2019 9:25	0:10	ESB	Data is not available	Data is not available	System Constraint
7/25/2019 9:25	0:09	SSA 3	0.2951	0.0130	System Constraint
7/25/2019 9:25	0:10	SSA 2	0.2827	0.0090	System Constraint
7/25/2019 9:34	0:01	SSA 3	0.0256	0.1860	System Constraint
7/25/2019 9:34	0:01	SSA 2	0.0266	0.1280	System Constraint
7/25/2019 9:35	0:01	SSA 3	0.0251	0.4730	System Constraint
7/25/2019 9:35	0:01	SSA 2	0.0266	0.2600	System Constraint
7/25/2019 9:36	0:01	SSA 3	0.0256	0.1750	System Constraint
7/25/2019 9:36	0:01	SSA 2	0.0266	0.3050	System Constraint
7/25/2019 9:37	0:01	SSA 3	0.0251	0.1560	System Constraint
7/25/2019 9:37	0:22	SSA 2	0.7239	0.2470	System Constraint
7/25/2019 9:37	0:01	SSA 3	0.0251	0.1820	System Constraint
7/25/2019 9:38	0:02	BS 250	Data is not available	Data is not available	System Constraint
7/25/2019 9:38	0:21	ESA	Data is not available	Data is not available	System Constraint
7/25/2019 9:38	0:21	ESB	Data is not available	Data is not available	System Constraint
7/25/2019 9:38	0:21	SSA 3	0.7297	0.0070	System Constraint
7/25/2019 9:39	0:21	KWPPII	1.443204625	19.87028694	System Constraint
7/25/2019 9:41	0:18	BS 250	Data is not available	Data is not available	System Constraint
7/25/2019 9:59	0:01	SSA 2	0.0303	0.0010	System Constraint
7/25/2019 9:59	0:01	SSA 2	0.0263	0.2390	System Constraint
7/25/2019 10:00	0:06	BS 250	Data is not available	Data is not available	System Constraint
7/25/2019 10:00	0:06	ESA	Data is not available	Data is not available	System Constraint
7/25/2019 10:00	0:06	ESB	Data is not available	Data is not available	System Constraint
7/25/2019 10:00	0:05	SSA 3	0.1767	0.1950	System Constraint
7/25/2019 10:00	0:05	SSA 2	0.1727	0.0060	System Constraint
7/25/2019 10:01	0:05	KWPPII	0.221459802	19.08789063	System Constraint
7/25/2019 10:05	0:01	SSA 3	0.0248	0.1860	System Constraint
7/25/2019 10:06	0:01	SSA 2	0.0290	0.2130	System Constraint
7/25/2019 10:06	0:01	SSA 3	0.0253	0.4100	System Constraint
7/25/2019 10:06	0:01	SSA 2	0.0290	0.3680	System Constraint
7/25/2019 10:07	0:01	SSA 3	0.0253	0.4980	System Constraint
7/25/2019 10:07	0:02	SSA 2	0.0579	0.0570	System Constraint
7/25/2019 10:07	0:02	SSA 3	0.0518	0.0280	System Constraint
7/25/2019 10:08	0:01	BS 250	Data is not available	Data is not available	System Constraint
7/25/2019 10:08	0:02	ESA	Data is not available	Data is not available	System Constraint



Maui Curtailment Report

July 2019

Start Date and Time	Duration	IPP Curtailed	Estimated Curtailed MWH	Peak MW Curtailed	Reasons for Curtailment
7/25/2019 10:08	0:02	ESB	Data is not available	Data is not available	System Constraint
7/25/2019 10:08	0:03	KWP11	0.011396408	20.00800514	System Constraint
7/25/2019 10:09	0:01	SSA 3	0.0248	0.0290	System Constraint
7/25/2019 10:09	0:01	SSA 2	0.0290	0.0500	System Constraint
7/25/2019 10:10	0:01	SSA 3	0.0259	0.1480	System Constraint
7/25/2019 10:10	0:01	SSA 2	0.0290	0.1800	System Constraint
7/25/2019 10:10	0:01	SSA 3	0.0259	0.1410	System Constraint
7/25/2019 10:11	0:01	SSA 2	0.0290	0.2060	System Constraint
7/25/2019 10:11	0:01	SSA 3	0.0253	0.3980	System Constraint
7/25/2019 10:12	0:01	SSA 2	0.0290	0.5500	System Constraint
7/25/2019 10:12	0:01	SSA 3	0.0259	0.9050	System Constraint
7/25/2019 10:16	0:01	SSA 2	0.0020	2.3910	System Constraint
7/25/2019 10:16	0:01	SSA 3	0.0021	2.4090	System Constraint
7/25/2019 10:17	0:01	SSA 3	0.0021	2.0210	System Constraint
7/25/2019 10:17	0:01	SSA 2	0.0020	2.3310	System Constraint
7/25/2019 10:18	0:01	SSA 3	0.0021	1.5010	System Constraint
7/25/2019 10:18	0:01	SSA 2	0.0020	1.5160	System Constraint
7/25/2019 10:18	0:01	SSA 3	0.0021	1.6180	System Constraint
7/25/2019 10:19	0:01	SSA 2	0.0020	1.7180	System Constraint
7/25/2019 10:19	0:01	SSA 3	0.0020	2.0170	System Constraint
7/25/2019 10:19	0:01	SSA 2	0.0020	2.2810	System Constraint
7/25/2019 10:20	0:01	SSA 3	0.0021	2.1260	System Constraint
7/25/2019 10:21	0:01	SSA 3	0.0021	2.4370	System Constraint
7/25/2019 10:27	0:01	SSA 3	0.0021	2.5100	System Constraint
7/25/2019 11:34	0:01	SSA 3	0.0049	2.3920	System Constraint
7/25/2019 11:35	0:01	SSA 2	0.0107	2.4760	System Constraint
7/25/2019 11:35	0:01	SSA 3	0.0049	2.0930	System Constraint
7/25/2019 11:35	0:01	SSA 2	0.0107	2.2170	System Constraint
7/25/2019 11:36	0:01	SSA 3	0.0050	2.1480	System Constraint
7/25/2019 11:36	0:01	SSA 2	0.0107	1.3180	System Constraint
7/25/2019 11:36	0:01	SSA 3	0.0050	2.5000	System Constraint
7/25/2019 11:37	0:01	SSA 2	0.0107	0.8090	System Constraint
7/25/2019 11:37	0:01	SSA 3	0.0049	2.4190	System Constraint
7/25/2019 11:39	0:01	SSA 3	0.0050	2.8740	System Constraint
7/25/2019 11:39	0:01	SSA 2	0.0107	1.7240	System Constraint
7/25/2019 11:40	0:01	SSA 3	0.0049	2.4240	System Constraint
7/25/2019 11:40	0:01	SSA 2	0.0107	1.5330	System Constraint
7/25/2019 11:40	0:01	SSA 3	0.0050	1.8700	System Constraint
7/25/2019 11:41	0:01	SSA 2	0.0107	1.6540	System Constraint
7/25/2019 11:41	0:01	SSA 3	0.0050	1.7630	System Constraint
7/25/2019 11:41	0:01	SSA 2	0.0107	2.0750	System Constraint
7/25/2019 11:42	0:01	SSA 3	0.0049	2.1690	System Constraint
7/25/2019 11:42	0:01	SSA 2	0.0107	1.8980	System Constraint
7/25/2019 11:43	0:01	SSA 3	0.0050	1.7980	System Constraint
7/25/2019 11:43	0:01	SSA 2	0.0103	1.2910	System Constraint
7/25/2019 11:43	0:01	SSA 3	0.0055	1.3530	System Constraint
7/25/2019 11:44	0:01	SSA 2	0.0203	0.5340	System Constraint
7/25/2019 11:44	0:01	SSA 3	0.0132	1.2350	System Constraint
7/25/2019 11:45	0:01	SSA 2	0.0124	0.5490	System Constraint
7/25/2019 11:45	0:01	SSA 3	0.0185	1.2040	System Constraint
7/25/2019 11:46	0:01	SSA 2	0.0124	0.6850	System Constraint
7/25/2019 11:46	0:01	SSA 3	0.0189	0.8720	System Constraint
7/25/2019 11:47	0:01	SSA 3	0.0185	0.7940	System Constraint
7/25/2019 11:47	0:01	SSA 2	0.0124	0.1900	System Constraint
7/25/2019 11:47	0:01	SSA 3	0.0189	0.3790	System Constraint
7/25/2019 11:48	0:01	SSA 2	0.0124	0.1880	System Constraint
7/25/2019 11:48	0:02	SSA 3	0.0370	0.4810	System Constraint
7/25/2019 11:48	0:02	SSA 2	0.0249	0.0860	System Constraint
7/25/2019 11:49	0:01	BS 250	Data is not available	Data is not available	System Constraint
7/25/2019 11:49	0:01	ESA	Data is not available	Data is not available	System Constraint
7/25/2019 11:49	0:01	ESB	Data is not available	Data is not available	System Constraint
7/25/2019 11:49	0:02	KWP11	0.013467248	18.58791542	System Constraint
7/25/2019 11:50	0:01	SSA 3	0.0189	0.0040	System Constraint
7/25/2019 11:50	0:01	SSA 2	0.0124	0.0480	System Constraint
7/25/2019 11:50	0:01	SSA 3	0.0185	0.2110	System Constraint
7/25/2019 11:52	0:01	SSA 2	0.0124	0.1460	System Constraint
7/25/2019 11:52	0:01	SSA 3	0.0189	0.7920	System Constraint
7/25/2019 14:14	0:01	SSA 2	0.0240	2.9190	System Constraint
7/25/2019 14:15	0:01	SSA 2	0.0249	1.6830	System Constraint
7/25/2019 14:17	0:01	SSA 2	0.0249	2.9030	System Constraint
7/25/2019 14:18	0:01	SSA 3	0.0146	2.0390	System Constraint
7/25/2019 14:19	0:01	SSA 2	0.0249	2.3380	System Constraint
7/25/2019 14:19	0:01	SSA 3	0.0143	1.8740	System Constraint



Maui Curtailment Report

July 2019

Start Date and Time	Duration	IPP Curtailed	Estimated Curtailed MWH	Peak MW Curtailed	Reasons for Curtailment
7/25/2019 14:20	0:01	SSA 2	0.0249	1.6650	System Constraint
7/25/2019 14:20	0:01	SSA 3	0.0146	1.5370	System Constraint
7/25/2019 14:21	0:01	SSA 2	0.0249	1.6200	System Constraint
7/25/2019 14:21	0:01	SSA 3	0.0146	2.0990	System Constraint
7/25/2019 14:21	0:01	SSA 2	0.0249	0.9070	System Constraint
7/25/2019 14:22	0:01	SSA 3	0.0149	1.5720	System Constraint
7/25/2019 14:22	0:01	SSA 2	0.0249	0.7350	System Constraint
7/25/2019 14:22	0:01	SSA 3	0.0149	1.0360	System Constraint
7/25/2019 14:23	0:33	BS 250	Data is not available	Data is not available	System Constraint
7/25/2019 14:23	0:33	ESA	Data is not available	Data is not available	System Constraint
7/25/2019 14:23	0:33	ESB	Data is not available	Data is not available	System Constraint
7/25/2019 14:23	0:32	SSA 3	1.2114	0.4900	System Constraint
7/25/2019 14:23	0:32	SSA 2	1.3628	0.1070	System Constraint
7/25/2019 14:24	0:32	KWP/II	1.706706015	18.10789871	System Constraint
7/25/2019 14:55	0:01	SSA 3	0.0295	0.0230	System Constraint
7/25/2019 14:55	0:01	SSA 2	0.0375	0.2010	System Constraint
7/25/2019 14:56	0:01	SSA 3	0.0295	0.5000	System Constraint
7/25/2019 14:56	0:01	SSA 2	0.0375	0.4620	System Constraint
7/25/2019 14:56	0:01	SSA 3	0.0301	0.9320	System Constraint
7/25/2019 14:57	0:01	SSA 2	0.0375	0.9630	System Constraint
7/25/2019 14:57	0:01	SSA 3	0.0301	1.4430	System Constraint
7/25/2019 14:58	0:01	SSA 2	0.0375	1.4030	System Constraint
7/25/2019 14:58	0:01	SSA 3	0.0295	1.3240	System Constraint
7/25/2019 14:59	0:01	SSA 2	0.0361	1.5120	System Constraint
7/25/2019 14:59	0:01	SSA 3	0.0301	0.9220	System Constraint
7/25/2019 15:27	0:01	SSA 2	0.0001	2.7570	System Constraint
7/25/2019 15:27	0:01	SSA 3	-0.0006	2.3230	System Constraint
7/25/2019 15:28	0:01	SSA 2	0.0001	2.7350	System Constraint
7/25/2019 15:28	0:01	SSA 3	-0.0006	2.3150	System Constraint
7/25/2019 15:29	0:01	SSA 3	-0.0004	2.3040	System Constraint
7/25/2019 15:29	0:01	SSA 2	0.0003	2.7180	System Constraint
7/26/2019 0:19	0:01	KWP/II	0.009244347	17.61790276	System Constraint
7/26/2019 0:21	0:03	KWP/II	0.020369116	17.40134621	System Constraint
7/26/2019 0:26	0:02	KWP/II	0.010962041	17.51910591	System Constraint
7/26/2019 1:03	0:04	KWP/II	0.034540653	17.67478561	System Constraint
7/26/2019 1:11	0:04	KWP/II	0.059301662	19.20764542	System Constraint
7/26/2019 1:16	3:51	KWP/II	25.93933647	19.21063995	System Constraint
7/26/2019 5:08	0:04	KWP/II	0.019812584	18.55697823	System Constraint
7/26/2019 5:14	0:20	KWP/II	0.761434539	19.17870522	System Constraint
7/26/2019 5:44	0:02	KWP/II	0.002775192	19.12082291	System Constraint
7/26/2019 5:48	0:02	KWP/II	0.003030809	19.11084366	System Constraint
7/26/2019 5:49	0:14	BS 250	Data is not available	Data is not available	System Constraint
7/26/2019 5:49	0:14	ESA	Data is not available	Data is not available	System Constraint
7/26/2019 5:49	0:14	ESB	Data is not available	Data is not available	System Constraint
7/26/2019 5:51	0:13	KWP/II	0.491146549	19.1826973	System Constraint
7/26/2019 8:07	0:01	SSA 3	-0.0001	1.0880	System Constraint
7/26/2019 8:07	0:01	SSA 2	0.0019	0.7560	System Constraint
7/26/2019 9:06	0:01	SSA 3	0.0021	1.7990	System Constraint
7/26/2019 9:06	0:01	SSA 2	0.0023	1.6010	System Constraint
7/26/2019 9:07	0:01	SSA 3	0.0021	1.8140	System Constraint
7/26/2019 9:07	0:01	SSA 2	0.0023	1.6080	System Constraint
7/26/2019 9:07	0:01	SSA 3	0.0021	1.8220	System Constraint
7/26/2019 9:08	0:01	SSA 2	0.0023	1.6300	System Constraint
7/26/2019 9:09	0:01	SSA 2	0.0023	1.1870	System Constraint
7/26/2019 9:09	0:01	SSA 3	0.0020	1.1750	System Constraint
7/26/2019 9:09	0:01	SSA 2	0.0023	1.3410	System Constraint
7/26/2019 9:10	0:01	SSA 3	0.0021	1.4340	System Constraint
7/26/2019 9:10	0:01	SSA 2	0.0023	1.2810	System Constraint
7/26/2019 9:10	0:01	SSA 3	0.0021	1.3460	System Constraint
7/26/2019 9:11	0:01	SSA 3	0.0021	1.3350	System Constraint
7/26/2019 9:11	0:01	SSA 2	0.0023	1.3410	System Constraint
7/26/2019 9:12	0:01	SSA 3	0.0020	1.4500	System Constraint
7/26/2019 9:12	0:01	SSA 2	0.0023	1.6250	System Constraint
7/26/2019 9:13	0:01	SSA 3	0.0021	1.3010	System Constraint
7/26/2019 9:13	0:01	SSA 2	0.0023	1.2960	System Constraint
7/26/2019 9:13	0:01	SSA 3	0.0021	1.3840	System Constraint
7/26/2019 9:14	0:01	SSA 2	0.0027	1.3800	System Constraint
7/26/2019 9:14	0:01	SSA 3	0.0036	1.5140	System Constraint
7/26/2019 9:15	0:01	SSA 2	0.0075	1.4050	System Constraint
7/26/2019 9:15	0:01	SSA 3	0.0069	1.4870	System Constraint
7/26/2019 9:16	0:02	SSA 2	0.0151	1.2730	System Constraint
7/26/2019 9:16	0:01	SSA 3	0.0065	1.3950	System Constraint
7/26/2019 9:17	0:01	SSA 3	0.0066	1.3630	System Constraint



Maui Curtailment Report

July 2019

Start Date and Time	Duration	IPP Curtailed	Estimated Curtailed MWH	Peak MW Curtailed	Reasons for Curtailment
7/26/2019 9:17	0:01	SSA 2	0.0075	1.0720	System Constraint
7/26/2019 9:17	0:01	SSA 3	0.0066	0.9990	System Constraint
7/26/2019 9:18	0:01	SSA 3	0.0066	0.7340	System Constraint
7/26/2019 9:18	0:01	SSA 2	0.0075	0.7690	System Constraint
7/26/2019 9:19	0:01	SSA 3	0.0065	0.6790	System Constraint
7/26/2019 9:19	0:01	SSA 2	0.0075	0.8800	System Constraint
7/26/2019 9:20	0:01	SSA 3	0.0065	1.2090	System Constraint
7/26/2019 9:20	0:01	SSA 2	0.0075	1.3480	System Constraint
7/26/2019 9:20	0:01	SSA 3	0.0066	1.5130	System Constraint
7/26/2019 9:23	0:01	SSA 2	0.0075	1.7790	System Constraint
7/26/2019 9:23	0:01	SSA 3	0.0066	1.9650	System Constraint
7/26/2019 9:24	0:02	SSA 3	0.0131	1.4820	System Constraint
7/26/2019 9:24	0:01	SSA 2	0.0075	1.1050	System Constraint
7/26/2019 9:25	0:01	SSA 2	0.0075	1.4740	System Constraint
7/26/2019 9:26	0:01	SSA 3	0.0066	1.3530	System Constraint
7/26/2019 9:26	0:01	SSA 2	0.0075	1.0470	System Constraint
7/26/2019 9:26	0:01	SSA 3	0.0065	0.9850	System Constraint
7/26/2019 9:27	0:01	SSA 2	0.0075	1.0320	System Constraint
7/26/2019 9:27	0:01	SSA 3	0.0066	1.0960	System Constraint
7/26/2019 9:28	0:01	SSA 2	0.0075	1.2400	System Constraint
7/26/2019 9:28	0:01	SSA 3	0.0066	1.4260	System Constraint
7/26/2019 9:29	0:01	SSA 2	0.0075	1.0820	System Constraint
7/26/2019 9:29	0:01	SSA 3	0.0065	1.0880	System Constraint
7/26/2019 9:29	0:01	SSA 2	0.0034	1.2650	System Constraint
7/26/2019 9:29	0:01	SSA 3	0.0044	1.3740	System Constraint
7/26/2019 9:30	0:01	SSA 3	0.0063	0.8160	System Constraint
7/26/2019 9:30	0:01	SSA 2	0.0052	0.9450	System Constraint
7/26/2019 9:31	0:01	SSA 3	0.0063	0.4600	System Constraint
7/26/2019 9:31	0:01	SSA 2	0.0052	0.6060	System Constraint
7/26/2019 9:32	0:01	SSA 3	0.0060	0.2890	System Constraint
7/26/2019 9:32	0:01	SSA 2	0.0052	0.4570	System Constraint
7/26/2019 9:33	0:01	SSA 2	0.0051	1.1020	System Constraint
7/26/2019 9:35	0:01	SSA 2	0.0052	1.8530	System Constraint
7/26/2019 9:35	0:01	SSA 3	0.0062	1.8200	System Constraint
7/26/2019 9:35	0:01	SSA 2	0.0052	1.9250	System Constraint
7/26/2019 9:36	0:01	SSA 3	0.0062	1.8510	System Constraint
7/26/2019 9:42	0:01	SSA 2	0.0052	1.4050	System Constraint
7/26/2019 9:42	0:01	SSA 3	0.0063	2.1670	System Constraint
7/26/2019 9:43	0:01	SSA 3	0.0063	1.7390	System Constraint
7/26/2019 9:43	0:01	SSA 2	0.0052	2.1020	System Constraint
7/26/2019 9:44	0:01	SSA 3	0.0054	1.6040	System Constraint
7/26/2019 9:44	0:01	SSA 2	0.0044	1.8640	System Constraint
7/26/2019 9:45	0:01	SSA 3	0.0059	1.6660	System Constraint
7/26/2019 9:45	0:01	SSA 2	0.0064	1.6170	System Constraint
7/26/2019 9:46	0:01	SSA 3	0.0059	1.6910	System Constraint
7/26/2019 9:46	0:02	SSA 2	0.0127	1.4090	System Constraint
7/26/2019 9:46	0:01	SSA 3	0.0057	1.3190	System Constraint
7/26/2019 9:47	0:01	SSA 3	0.0058	1.4630	System Constraint
7/26/2019 9:48	0:01	SSA 2	0.0064	1.4420	System Constraint
7/26/2019 9:48	0:01	SSA 3	0.0059	1.1790	System Constraint
7/26/2019 9:48	0:01	SSA 2	0.0061	1.2980	System Constraint
7/26/2019 9:49	0:01	SSA 3	0.0058	1.3450	System Constraint
7/26/2019 9:49	0:01	SSA 2	0.0064	1.5170	System Constraint
7/26/2019 9:49	0:01	SSA 3	0.0058	1.2470	System Constraint
7/26/2019 9:50	0:01	SSA 2	0.0064	1.3580	System Constraint
7/26/2019 9:50	0:01	SSA 3	0.0059	1.1640	System Constraint
7/26/2019 9:51	0:01	SSA 3	0.0058	1.5500	System Constraint
7/26/2019 9:51	0:01	SSA 2	0.0064	1.7120	System Constraint
7/26/2019 9:52	0:01	SSA 3	0.0059	1.8520	System Constraint
7/26/2019 9:54	0:01	SSA 3	0.0058	2.2620	System Constraint
7/26/2019 9:56	0:01	SSA 3	0.0057	2.2690	System Constraint
7/26/2019 9:56	0:01	SSA 2	0.0064	2.2570	System Constraint
7/26/2019 9:56	0:01	SSA 3	0.0058	2.2830	System Constraint
7/26/2019 9:57	0:01	SSA 3	0.0058	2.0400	System Constraint
7/26/2019 9:57	0:01	SSA 2	0.0064	2.2730	System Constraint
7/26/2019 9:58	0:01	SSA 3	0.0059	1.8700	System Constraint
7/26/2019 9:58	0:01	SSA 2	0.0064	1.8880	System Constraint
7/26/2019 9:59	0:01	SSA 3	0.0058	1.4130	System Constraint
7/26/2019 9:59	0:01	SSA 2	0.0095	1.4000	System Constraint
7/26/2019 9:59	0:01	SSA 3	0.0172	1.2590	System Constraint
7/26/2019 10:00	0:01	SSA 2	0.0225	1.1140	System Constraint
7/26/2019 10:00	0:01	SSA 3	0.0209	0.7550	System Constraint
7/26/2019 10:01	0:01	SSA 2	0.0225	1.0770	System Constraint



Maui Curtailment Report

July 2019

Start Date and Time	Duration	IPP Curtailed	Estimated Curtailed MWH	Peak MW Curtailed	Reasons for Curtailment
7/26/2019 10:01	0:01	SSA 3	0.0204	0.9140	System Constraint
7/26/2019 10:01	0:01	SSA 2	0.0225	1.2940	System Constraint
7/26/2019 10:02	0:01	SSA 3	0.0209	1.1410	System Constraint
7/26/2019 10:02	0:01	SSA 2	0.0225	1.2270	System Constraint
7/26/2019 10:02	0:01	SSA 3	0.0213	1.3190	System Constraint
7/26/2019 10:03	0:01	SSA 2	0.0221	1.8670	System Constraint
7/26/2019 10:03	0:01	SSA 3	0.0204	1.8040	System Constraint
7/26/2019 10:04	0:01	SSA 3	0.0209	1.7700	System Constraint
7/26/2019 10:04	0:01	SSA 2	0.0225	1.8710	System Constraint
7/26/2019 10:05	0:01	SSA 3	0.0213	1.1830	System Constraint
7/26/2019 10:05	0:01	SSA 2	0.0225	0.8240	System Constraint
7/26/2019 10:06	0:01	SSA 3	0.0204	0.9890	System Constraint
7/26/2019 10:06	0:01	SSA 2	0.0225	0.7370	System Constraint
7/26/2019 10:06	0:01	SSA 3	0.0213	0.4420	System Constraint
7/26/2019 10:07	0:01	SSA 2	0.0225	0.4430	System Constraint
7/26/2019 10:07	0:01	SSA 3	0.0213	0.3880	System Constraint
7/26/2019 10:07	0:01	SSA 2	0.0225	0.1600	System Constraint
7/26/2019 10:08	0:01	SSA 3	0.0209	0.1010	System Constraint
7/26/2019 10:08	0:01	SSA 2	0.0225	0.3710	System Constraint
7/26/2019 10:09	0:01	SSA 3	0.0209	0.2430	System Constraint
7/26/2019 10:09	0:01	SSA 2	0.0225	0.4430	System Constraint
7/26/2019 10:09	0:01	SSA 3	0.0204	0.4860	System Constraint
7/26/2019 10:10	0:01	SSA 2	0.0225	0.7420	System Constraint
7/26/2019 10:10	0:01	SSA 3	0.0209	0.5730	System Constraint
7/26/2019 10:11	0:01	SSA 3	0.0204	0.1000	System Constraint
7/26/2019 10:11	1:42	SSA 2	4.4991	0.1730	System Constraint
7/26/2019 10:12	1:42	KWPII	9.319601814	19.10884857	System Constraint
7/26/2019 10:12	0:01	SSA 3	0.0209	0.0590	System Constraint
7/26/2019 10:12	1:41	SSA 3	4.3618	0.0000	System Constraint
7/26/2019 10:13	1:40	BS 250	Data is not available	Data is not available	System Constraint
7/26/2019 10:13	1:41	ESA	Data is not available	Data is not available	System Constraint
7/26/2019 10:13	1:41	ESB	Data is not available	Data is not available	System Constraint
7/26/2019 11:53	0:01	SSA 2	0.0395	0.1430	System Constraint
7/26/2019 11:53	0:01	SSA 3	0.0353	0.1400	System Constraint
7/26/2019 11:54	0:01	SSA 2	0.0395	0.6990	System Constraint
7/26/2019 11:54	0:01	SSA 3	0.0345	0.3630	System Constraint
7/26/2019 11:55	0:01	SSA 3	0.0353	0.4340	System Constraint
7/26/2019 11:55	0:01	SSA 2	0.0395	0.4840	System Constraint
7/26/2019 11:55	0:01	SSA 3	0.0361	0.1830	System Constraint
7/26/2019 11:56	0:01	SSA 2	0.0395	0.0550	System Constraint
7/26/2019 11:56	0:01	SSA 3	0.0353	0.3160	System Constraint
7/26/2019 11:57	0:01	SSA 2	0.0395	0.2260	System Constraint
7/26/2019 11:57	0:01	SSA 3	0.0353	0.3790	System Constraint
7/26/2019 11:57	0:01	SSA 2	0.0395	0.4460	System Constraint
7/26/2019 11:58	0:01	SSA 3	0.0345	0.1730	System Constraint
7/26/2019 11:58	0:15	SSA 2	0.6923	0.0380	System Constraint
7/26/2019 11:59	0:15	BS 250	Data is not available	Data is not available	System Constraint
7/26/2019 11:59	0:15	ESA	Data is not available	Data is not available	System Constraint
7/26/2019 11:59	0:15	ESB	Data is not available	Data is not available	System Constraint
7/26/2019 11:59	0:15	KWPII	0.658261824	18.97911453	System Constraint
7/26/2019 11:59	0:14	SSA 3	0.6884	0.1400	System Constraint
7/26/2019 12:13	0:01	SSA 2	0.0409	0.0050	System Constraint
7/26/2019 12:13	0:01	SSA 3	0.0366	0.0070	System Constraint
7/26/2019 12:14	0:01	SSA 3	0.0358	0.1040	System Constraint
7/26/2019 12:14	0:01	SSA 2	0.0371	0.3780	System Constraint
7/26/2019 12:15	0:01	SSA 3	0.0237	0.1260	System Constraint
7/26/2019 12:15	0:01	SSA 2	0.0228	0.8730	System Constraint
7/26/2019 12:15	0:01	SSA 3	0.0237	0.1250	System Constraint
7/26/2019 12:16	0:01	SSA 2	0.0228	1.4620	System Constraint
7/26/2019 12:16	0:01	SSA 3	0.0232	0.1340	System Constraint
7/26/2019 12:16	0:01	SSA 2	0.0228	1.5020	System Constraint
7/26/2019 12:17	0:01	SSA 3	0.0237	0.1620	System Constraint
7/26/2019 12:17	0:01	SSA 2	0.0228	1.2240	System Constraint
7/26/2019 12:18	0:01	SSA 3	0.0237	0.4620	System Constraint
7/26/2019 12:18	0:01	SSA 2	0.0228	1.9350	System Constraint
7/26/2019 12:18	0:01	SSA 3	0.0237	0.7620	System Constraint
7/26/2019 12:19	0:01	SSA 2	0.0224	1.2750	System Constraint
7/26/2019 12:19	0:01	SSA 3	0.0232	1.1150	System Constraint
7/26/2019 12:20	0:01	SSA 3	0.0237	1.0470	System Constraint
7/26/2019 12:20	0:01	SSA 2	0.0228	0.7430	System Constraint
7/26/2019 12:21	0:01	SSA 3	0.0232	0.4980	System Constraint
7/26/2019 12:21	0:01	SSA 2	0.0228	0.4450	System Constraint
7/26/2019 12:21	0:01	SSA 3	0.0237	0.8480	System Constraint



Maui Curtailment Report

July 2019

Start Date and Time	Duration	IPP Curtailed	Estimated Curtailed MWH	Peak MW Curtailed	Reasons for Curtailment
7/26/2019 12:22	0:01	SSA 2	0.0228	1.0010	System Constraint
7/26/2019 12:22	0:01	SSA 3	0.0232	1.1820	System Constraint
7/26/2019 12:22	0:01	SSA 2	0.0228	1.4330	System Constraint
7/26/2019 12:23	0:01	SSA 3	0.0237	1.6680	System Constraint
7/26/2019 12:23	0:01	SSA 2	0.0228	1.6220	System Constraint
7/26/2019 12:24	0:01	SSA 3	0.0237	2.0780	System Constraint
7/26/2019 12:24	0:01	SSA 2	0.0228	2.1330	System Constraint
7/26/2019 12:24	0:01	SSA 3	0.0232	2.0910	System Constraint
7/26/2019 12:25	0:01	SSA 2	0.0228	1.9310	System Constraint
7/26/2019 12:25	0:01	SSA 3	0.0237	2.2950	System Constraint
7/26/2019 12:26	0:01	SSA 3	0.0237	1.9430	System Constraint
7/26/2019 12:26	0:01	SSA 2	0.0228	1.8440	System Constraint
7/26/2019 12:27	0:01	SSA 3	0.0237	1.4420	System Constraint
7/26/2019 12:27	0:01	SSA 2	0.0228	1.4200	System Constraint
7/26/2019 12:27	0:01	SSA 3	0.0243	1.0370	System Constraint
7/26/2019 12:28	0:01	SSA 2	0.0228	0.9980	System Constraint
7/26/2019 12:28	0:01	SSA 3	0.0237	0.6890	System Constraint
7/26/2019 12:29	0:01	ESA	Data is not available	Data is not available	System Constraint
7/26/2019 12:29	0:01	ESB	Data is not available	Data is not available	System Constraint
7/26/2019 12:29	0:01	SSA 2	0.0228	0.5640	System Constraint
7/26/2019 12:29	0:02	SSA 3	0.0327	0.4610	System Constraint
7/26/2019 12:29	0:02	SSA 2	0.0323	0.2780	System Constraint
7/26/2019 12:31	0:01	SSA 3	0.0130	0.4020	System Constraint
7/26/2019 12:31	0:01	SSA 2	0.0162	0.6430	System Constraint
7/26/2019 12:31	0:01	SSA 3	0.0127	0.6920	System Constraint
7/26/2019 12:32	0:01	SSA 2	0.0156	0.3690	System Constraint
7/26/2019 12:32	0:01	SSA 3	0.0130	0.9610	System Constraint
7/26/2019 12:33	0:01	SSA 3	0.0130	1.0290	System Constraint
7/26/2019 12:33	0:01	SSA 2	0.0159	1.2560	System Constraint
7/26/2019 12:34	0:01	SSA 3	0.0130	1.4020	System Constraint
7/26/2019 12:34	0:01	SSA 2	0.0156	1.5640	System Constraint
7/26/2019 12:34	0:01	SSA 3	0.0127	1.4440	System Constraint
7/26/2019 12:35	0:01	SSA 2	0.0159	1.2930	System Constraint
7/26/2019 12:35	0:01	SSA 3	0.0127	1.5890	System Constraint
7/26/2019 12:35	0:01	SSA 2	0.0159	1.7370	System Constraint
7/26/2019 12:36	0:01	SSA 3	0.0132	1.8540	System Constraint
7/26/2019 12:36	0:01	SSA 2	0.0159	1.7570	System Constraint
7/26/2019 12:37	0:01	SSA 3	0.0127	1.8680	System Constraint
7/26/2019 12:37	0:01	SSA 2	0.0159	1.9350	System Constraint
7/26/2019 12:37	0:01	SSA 3	0.0127	1.9510	System Constraint
7/26/2019 12:38	0:01	SSA 2	0.0159	2.3550	System Constraint
7/26/2019 12:38	0:01	SSA 3	0.0132	2.3680	System Constraint
7/26/2019 12:39	0:01	SSA 2	0.0159	2.5570	System Constraint
7/26/2019 12:39	0:01	SSA 3	0.0127	2.6060	System Constraint
7/26/2019 12:40	0:01	SSA 3	0.0127	2.5740	System Constraint
7/26/2019 12:40	0:01	SSA 3	0.0130	2.8270	System Constraint
7/26/2019 12:42	0:01	SSA 2	0.0159	1.7700	System Constraint
7/26/2019 12:42	0:01	SSA 2	0.0159	2.3050	System Constraint
7/26/2019 12:43	0:01	SSA 3	0.0130	2.8080	System Constraint
7/26/2019 12:46	0:01	SSA 3	0.0002	2.8970	System Constraint
7/26/2019 12:48	0:01	SSA 3	0.0002	2.8890	System Constraint
7/26/2019 13:30	0:01	SSA 3	0.0117	1.4500	System Constraint
7/26/2019 13:31	0:01	SSA 2	0.0143	2.8510	System Constraint
7/26/2019 13:31	0:01	SSA 3	0.0117	1.5190	System Constraint
7/26/2019 13:32	0:01	SSA 2	0.0149	2.5650	System Constraint
7/26/2019 13:32	0:01	SSA 3	0.0117	1.6950	System Constraint
7/26/2019 13:33	0:01	SSA 2	0.0149	2.4840	System Constraint
7/26/2019 13:33	0:01	SSA 3	0.0117	1.4090	System Constraint
7/26/2019 13:33	0:01	SSA 2	0.0149	2.0120	System Constraint
7/26/2019 13:34	0:01	SSA 3	0.0120	0.9530	System Constraint
7/26/2019 13:34	0:01	SSA 2	0.0149	1.6620	System Constraint
7/26/2019 13:34	0:01	SSA 3	0.0117	1.4090	System Constraint
7/26/2019 13:35	0:01	SSA 2	0.0149	1.2560	System Constraint
7/26/2019 13:35	0:01	SSA 3	0.0120	1.5400	System Constraint
7/26/2019 13:36	0:01	SSA 3	0.0122	1.6590	System Constraint
7/26/2019 13:36	0:01	SSA 2	0.0149	1.6060	System Constraint
7/26/2019 13:37	0:01	SSA 3	0.0117	1.7670	System Constraint
7/26/2019 13:37	0:01	SSA 2	0.0149	2.0090	System Constraint
7/26/2019 13:38	0:01	SSA 3	0.0127	1.8860	System Constraint
7/26/2019 13:38	0:01	SSA 2	0.0149	2.0360	System Constraint
7/26/2019 13:38	0:01	SSA 3	0.0117	1.8170	System Constraint
7/26/2019 13:39	0:01	SSA 2	0.0149	2.4710	System Constraint
7/26/2019 13:39	0:01	SSA 3	0.0117	1.9520	System Constraint



Maui Curtailment Report

July 2019

Start Date and Time	Duration	IPP Curtailed	Estimated Curtailed MWH	Peak MW Curtailed	Reasons for Curtailment
7/26/2019 13:39	0:01	SSA 2	0.0149	2.0830	System Constraint
7/26/2019 13:40	0:01	SSA 3	0.0117	1.7380	System Constraint
7/26/2019 13:40	0:01	SSA 2	0.0149	1.4610	System Constraint
7/26/2019 13:41	0:01	SSA 3	0.0114	1.1960	System Constraint
7/26/2019 13:41	0:01	SSA 2	0.0149	1.0890	System Constraint
7/26/2019 13:41	0:01	SSA 3	0.0114	1.3020	System Constraint
7/26/2019 13:42	0:01	SSA 2	0.0149	1.1250	System Constraint
7/26/2019 13:42	0:01	SSA 3	0.0120	0.9030	System Constraint
7/26/2019 13:43	0:01	SSA 2	0.0149	0.9400	System Constraint
7/26/2019 13:43	0:01	SSA 3	0.0114	0.4060	System Constraint
7/26/2019 13:44	0:01	SSA 3	0.0117	0.7530	System Constraint
7/26/2019 13:44	0:01	SSA 2	0.0131	0.8080	System Constraint
7/26/2019 13:44	0:01	SSA 3	0.0129	1.0070	System Constraint
7/26/2019 13:45	0:01	SSA 2	0.0061	1.4120	System Constraint
7/26/2019 13:45	0:01	SSA 3	0.0000	1.0830	System Constraint
7/26/2019 13:46	0:01	SSA 2	0.0061	1.6310	System Constraint
7/26/2019 13:46	0:01	SSA 3	0.0000	1.2270	System Constraint
7/26/2019 13:46	0:01	SSA 2	0.0061	1.2230	System Constraint
7/26/2019 15:27	0:01	SSA 3	0.0015	0.8760	System Constraint
7/26/2019 15:28	0:01	SSA 2	0.0037	2.6610	System Constraint
7/26/2019 15:28	0:01	SSA 3	0.0015	0.8850	System Constraint
7/26/2019 15:28	0:01	SSA 2	0.0037	1.4170	System Constraint
7/26/2019 15:29	0:01	SSA 3	0.0015	0.8230	System Constraint
7/27/2019 1:46	0:07	KWPPII	0.173573176	20.6846199	System Constraint
7/27/2019 2:03	1:01	KWPPII	3.678191694	20.69459915	System Constraint
7/27/2019 3:16	0:02	KWPPII	0.004540761	20.63771629	System Constraint
7/27/2019 3:29	0:14	KWPPII	0.251823584	20.6357193	System Constraint
7/27/2019 3:53	0:21	KWPPII	1.449360148	20.58282852	System Constraint
7/27/2019 4:25	0:09	KWPPII	0.124604479	20.60977173	System Constraint
7/27/2019 4:41	0:14	KWPPII	0.410179202	20.6846199	System Constraint
7/27/2019 4:59	0:01	KWPPII	0.001084201	20.67064857	System Constraint
7/27/2019 5:01	0:19	KWPPII	0.685991033	20.69360161	System Constraint
7/27/2019 5:24	0:06	KWPPII	0.05094169	20.69060707	System Constraint
7/27/2019 5:45	0:03	KWPPII	0.024701913	20.36427498	System Constraint
7/27/2019 6:30	0:09	BS 250	Data is not available	Data is not available	System Constraint
7/27/2019 6:30	0:09	ESA	Data is not available	Data is not available	System Constraint
7/27/2019 6:30	0:09	ESB	Data is not available	Data is not available	System Constraint
7/27/2019 6:30	0:09	SSA 3	0.0175	0.0570	System Constraint
7/27/2019 6:30	0:09	SSA 2	0.0070	0.0020	System Constraint
7/27/2019 6:31	0:08	KWPPII	0.138715363	20.62574005	System Constraint
7/27/2019 6:40	0:01	SSA 2	0.0007	0.0420	System Constraint
7/27/2019 6:40	0:01	SSA 3	0.0015	0.0570	System Constraint
7/27/2019 6:43	0:01	SSA 3	0.0015	0.1050	System Constraint
7/27/2019 6:44	0:19	ESA	Data is not available	Data is not available	System Constraint
7/27/2019 6:44	0:19	ESB	Data is not available	Data is not available	System Constraint
7/27/2019 6:44	0:01	SSA 3	0.0015	0.1110	System Constraint
7/27/2019 6:44	0:19	SSA 2	0.0345	0.0710	System Constraint
7/27/2019 6:44	0:20	SSA 3	0.0936	0.0060	System Constraint
7/27/2019 6:45	0:18	BS 250	Data is not available	Data is not available	System Constraint
7/27/2019 6:45	0:19	KWPPII	0.521834787	20.68661499	System Constraint
7/27/2019 7:03	0:01	SSA 2	0.0024	0.0690	System Constraint
7/27/2019 7:04	0:04	BS 250	Data is not available	Data is not available	System Constraint
7/27/2019 7:04	0:04	ESA	Data is not available	Data is not available	System Constraint
7/27/2019 7:04	0:04	ESB	Data is not available	Data is not available	System Constraint
7/27/2019 7:04	0:01	SSA 2	0.0024	0.0070	System Constraint
7/27/2019 7:05	0:01	SSA 3	0.0048	0.0320	System Constraint
7/27/2019 7:05	0:04	KWPPII	0.018131765	20.62474251	System Constraint
7/27/2019 7:05	0:03	SSA 2	0.0098	0.0100	System Constraint
7/27/2019 7:05	0:04	SSA 3	0.0237	0.0390	System Constraint
7/27/2019 7:08	0:01	SSA 2	0.0024	0.0270	System Constraint
7/27/2019 7:09	0:30	BS 250	Data is not available	Data is not available	System Constraint
7/27/2019 7:09	0:30	ESA	Data is not available	Data is not available	System Constraint
7/27/2019 7:09	0:30	ESB	Data is not available	Data is not available	System Constraint
7/27/2019 7:09	0:29	SSA 2	0.1065	0.0040	System Constraint
7/27/2019 7:09	0:01	SSA 3	0.0048	0.0090	System Constraint
7/27/2019 7:10	0:31	SSA 3	0.2697	0.0020	System Constraint
7/27/2019 7:11	0:01	KWPPII	0.008122476	20.5758419	System Constraint
7/27/2019 7:13	0:27	KWPPII	1.091520977	20.70358086	System Constraint
7/27/2019 7:38	0:01	SSA 2	0.0023	0.0040	System Constraint
7/27/2019 7:39	0:01	SSA 2	0.0024	0.0600	System Constraint
7/27/2019 7:40	0:01	BS 250	Data is not available	Data is not available	System Constraint
7/27/2019 7:40	0:01	ESA	Data is not available	Data is not available	System Constraint
7/27/2019 7:40	0:01	ESB	Data is not available	Data is not available	System Constraint



Maui Curtailment Report

July 2019

Start Date and Time	Duration	IPP Curtailed	Estimated Curtailed MWH	Peak MW Curtailed	Reasons for Curtailment
7/27/2019 7:40	0:01	SSA 2	0.0024	0.0020	System Constraint
7/27/2019 7:41	0:01	KWP11	0.00249548	17.2746067	System Constraint
7/27/2019 7:41	0:01	SSA 3	0.0076	0.1030	System Constraint
7/27/2019 7:41	0:01	SSA 2	0.0024	0.0600	System Constraint
7/27/2019 9:48	0:01	SSA 2	0.0015	2.1970	System Constraint
7/27/2019 9:49	0:01	SSA 3	-0.0005	2.2130	System Constraint
7/27/2019 9:49	0:01	SSA 2	0.0015	2.1450	System Constraint
7/27/2019 9:49	0:01	SSA 3	-0.0005	2.2230	System Constraint
7/27/2019 9:50	0:01	SSA 2	-0.0015	1.5460	System Constraint
7/27/2019 9:51	0:01	SSA 2	0.0015	1.4000	System Constraint
7/27/2019 10:33	0:01	SSA 3	-0.0004	2.5540	System Constraint
7/27/2019 10:35	0:01	SSA 3	-0.0004	2.5620	System Constraint
7/27/2019 10:36	0:01	SSA 2	0.0020	1.3650	System Constraint
7/27/2019 10:36	0:01	SSA 3	-0.0004	2.5520	System Constraint
7/27/2019 10:36	0:01	SSA 3	-0.0004	2.5610	System Constraint
7/27/2019 10:36	0:01	SSA 2	0.0020	1.6920	System Constraint
7/27/2019 10:38	0:01	SSA 3	-0.0004	2.5740	System Constraint
7/27/2019 10:38	0:01	SSA 2	0.0021	1.3810	System Constraint
7/27/2019 11:42	0:01	KWP11	8.31629E-05	0.004989776	System Constraint
7/27/2019 13:03	0:01	SSA 3	-0.0004	2.8920	System Constraint
7/27/2019 13:11	0:01	SSA 3	-0.0004	2.8360	System Constraint
7/27/2019 13:16	0:01	SSA 2	0.0253	2.3390	System Constraint
7/27/2019 13:16	0:01	SSA 3	0.0222	2.6410	System Constraint
7/27/2019 13:17	0:01	SSA 3	0.0217	2.6110	System Constraint
7/27/2019 13:17	0:01	SSA 2	0.0253	2.4130	System Constraint
7/27/2019 13:17	0:01	SSA 3	0.0222	2.0650	System Constraint
7/27/2019 13:17	0:01	SSA 2	0.0253	1.9420	System Constraint
7/27/2019 13:18	0:01	SSA 3	0.0217	1.5270	System Constraint
7/27/2019 13:18	0:01	SSA 2	0.0253	1.3100	System Constraint
7/27/2019 13:19	0:01	SSA 3	0.0222	1.1750	System Constraint
7/27/2019 13:19	0:01	SSA 2	0.0253	0.7220	System Constraint
7/27/2019 13:20	0:01	SSA 3	0.0222	0.8830	System Constraint
7/27/2019 13:20	0:01	SSA 2	0.0253	0.3430	System Constraint
7/27/2019 13:20	0:01	SSA 3	0.0217	0.8300	System Constraint
7/27/2019 13:21	0:01	SSA 2	0.0243	0.5660	System Constraint
7/27/2019 13:21	0:01	SSA 3	0.0226	1.1550	System Constraint
7/27/2019 13:22	0:01	SSA 2	0.0253	0.3720	System Constraint
7/27/2019 13:22	0:01	SSA 3	0.0217	0.5890	System Constraint
7/27/2019 13:23	0:01	BS 250	Data is not available	Data is not available	System Constraint
7/27/2019 13:23	0:01	ESA	Data is not available	Data is not available	System Constraint
7/27/2019 13:23	0:01	ESB	Data is not available	Data is not available	System Constraint
7/27/2019 13:23	0:01	KWP11	0.013365189	8.318955421	System Constraint
7/27/2019 13:23	0:01	SSA 2	0.0253	0.0390	System Constraint
7/27/2019 13:23	0:01	SSA 3	0.0217	0.0580	System Constraint
7/27/2019 13:23	0:01	SSA 3	0.0222	0.0070	System Constraint
7/27/2019 13:23	0:01	SSA 2	0.0253	0.0190	System Constraint
7/27/2019 13:24	0:01	SSA 3	0.0222	0.2320	System Constraint
7/27/2019 13:24	0:01	SSA 2	0.0248	0.1180	System Constraint
7/27/2019 13:25	0:01	SSA 3	0.0217	0.5400	System Constraint
7/27/2019 13:25	0:01	SSA 2	0.0253	0.1340	System Constraint
7/27/2019 13:26	0:01	SSA 3	0.0222	0.7820	System Constraint
7/27/2019 13:26	0:01	SSA 2	0.0253	0.1450	System Constraint
7/27/2019 13:26	0:01	SSA 3	0.0222	0.9950	System Constraint
7/27/2019 13:27	0:01	SSA 2	0.0253	0.1550	System Constraint
7/27/2019 13:27	0:01	SSA 3	0.0217	1.1770	System Constraint
7/27/2019 13:28	0:01	SSA 2	0.0253	0.1620	System Constraint
7/27/2019 13:28	0:01	SSA 3	0.0226	1.0260	System Constraint
7/27/2019 13:29	0:01	SSA 2	0.0253	0.2290	System Constraint
7/27/2019 13:29	0:01	SSA 3	0.0222	0.5340	System Constraint
7/27/2019 13:29	0:01	SSA 3	0.0280	0.7700	System Constraint
7/27/2019 13:29	0:01	SSA 2	0.0266	0.2770	System Constraint
7/27/2019 13:30	0:01	SSA 3	0.0283	0.4960	System Constraint
7/27/2019 13:30	0:01	SSA 2	0.0196	0.0240	System Constraint
7/27/2019 13:31	0:02	SSA 3	0.0559	0.0430	System Constraint
7/27/2019 13:31	0:01	SSA 2	0.0196	-0.0010	System Constraint
7/27/2019 13:32	0:01	BS 250	Data is not available	Data is not available	System Constraint
7/27/2019 13:32	0:01	ESA	Data is not available	Data is not available	System Constraint
7/27/2019 13:32	0:01	ESB	Data is not available	Data is not available	System Constraint
7/27/2019 13:32	0:01	KWP11	0.014540243	9.757008553	System Constraint
7/27/2019 13:32	0:01	SSA 2	0.0196	-0.0030	System Constraint
7/27/2019 13:33	0:01	SSA 3	0.0283	0.0060	System Constraint
7/27/2019 13:33	0:01	SSA 2	0.0196	0.1310	System Constraint
7/27/2019 13:33	0:01	SSA 3	0.0277	0.5130	System Constraint



Maui Curtailment Report

July 2019

Start Date and Time	Duration	IPP Curtailed	Estimated Curtailed MWH	Peak MW Curtailed	Reasons for Curtailment
7/27/2019 13:34	0:01	SSA 2	0.0196	0.4010	System Constraint
7/27/2019 13:34	0:01	SSA 3	0.0283	0.5550	System Constraint
7/27/2019 13:35	0:01	SSA 2	0.0196	0.2300	System Constraint
7/27/2019 13:35	0:01	SSA 3	0.0289	0.4420	System Constraint
7/27/2019 13:36	0:02	BS 250	Data is not available	Data is not available	System Constraint
7/27/2019 13:36	0:02	ESA	Data is not available	Data is not available	System Constraint
7/27/2019 13:36	0:02	ESB	Data is not available	Data is not available	System Constraint
7/27/2019 13:36	0:01	SSA 2	0.0196	0.1460	System Constraint
7/27/2019 13:36	0:01	SSA 3	0.0283	0.0240	System Constraint
7/27/2019 13:36	0:01	SSA 3	0.0289	0.0150	System Constraint
7/27/2019 13:36	0:01	SSA 2	0.0196	0.0400	System Constraint
7/27/2019 13:37	0:01	SSA 3	0.0289	0.1200	System Constraint
7/27/2019 13:37	0:01	SSA 2	0.0196	0.0670	System Constraint
7/27/2019 13:38	0:01	SSA 3	0.0283	0.1910	System Constraint
7/27/2019 13:38	0:01	SSA 2	0.0196	0.7080	System Constraint
7/27/2019 13:39	0:01	SSA 3	0.0277	0.4900	System Constraint
7/27/2019 13:39	0:01	SSA 2	0.0189	1.0690	System Constraint
7/27/2019 13:39	0:01	SSA 3	0.0277	0.7230	System Constraint
7/27/2019 13:40	0:01	SSA 2	0.0196	1.6190	System Constraint
7/27/2019 13:40	0:01	SSA 3	0.0289	0.8610	System Constraint
7/27/2019 13:52	0:01	SSA 3	0.0021	2.7800	System Constraint
7/27/2019 13:53	0:01	SSA 3	0.0021	2.8290	System Constraint
7/27/2019 13:53	0:01	SSA 2	0.0068	1.2730	System Constraint
7/27/2019 13:53	0:01	SSA 3	0.0021	2.5420	System Constraint
7/27/2019 13:54	0:01	SSA 3	0.0021	2.1380	System Constraint
7/27/2019 13:55	0:01	SSA 2	0.0068	1.8300	System Constraint
7/27/2019 13:56	0:01	SSA 3	0.0021	2.7730	System Constraint
7/27/2019 13:58	0:01	SSA 3	0.0021	2.6520	System Constraint
7/27/2019 13:58	0:01	SSA 2	0.0068	2.5560	System Constraint
7/27/2019 13:59	0:01	SSA 3	0.0028	2.0940	System Constraint
7/27/2019 13:59	0:01	SSA 2	0.0116	1.9320	System Constraint
7/27/2019 14:00	0:01	SSA 3	0.0336	1.5300	System Constraint
7/27/2019 14:00	0:01	SSA 2	0.0222	1.4230	System Constraint
7/27/2019 14:00	0:09	SSA 3	0.3987	1.0530	System Constraint
7/27/2019 14:01	0:09	BS 250	Data is not available	Data is not available	System Constraint
7/27/2019 14:01	0:09	ESA	Data is not available	Data is not available	System Constraint
7/27/2019 14:01	0:09	ESB	Data is not available	Data is not available	System Constraint
7/27/2019 14:01	0:10	SSA 2	0.2433	0.7990	System Constraint
7/27/2019 14:02	0:09	KWPPII	0.232661374	20.1646843	System Constraint
7/27/2019 14:10	0:01	SSA 3	0.0329	-0.0110	System Constraint
7/27/2019 14:10	0:01	SSA 2	0.0222	0.0620	System Constraint
7/27/2019 14:10	0:01	SSA 3	0.0336	0.0490	System Constraint
7/27/2019 14:11	0:01	SSA 2	0.0222	0.3200	System Constraint
7/27/2019 14:11	0:01	SSA 3	0.0336	0.3220	System Constraint
7/27/2019 14:12	0:01	SSA 2	0.0222	0.5720	System Constraint
7/27/2019 14:12	0:01	SSA 3	0.0329	0.6520	System Constraint
7/27/2019 14:13	0:01	SSA 3	0.0336	0.8420	System Constraint
7/27/2019 14:13	0:01	SSA 2	0.0222	0.7430	System Constraint
7/27/2019 14:13	0:01	SSA 3	0.0336	0.8110	System Constraint
7/27/2019 14:14	0:01	SSA 2	0.0222	0.3740	System Constraint
7/27/2019 14:14	0:01	SSA 3	0.0351	0.5240	System Constraint
7/27/2019 14:14	0:01	SSA 2	0.0254	0.0660	System Constraint
7/27/2019 14:15	0:01	KWPPII	0.00012722	19.43218613	System Constraint
7/27/2019 14:15	0:01	SSA 3	0.0362	0.2340	System Constraint
7/27/2019 14:15	0:01	SSA 2	0.0273	0.1780	System Constraint
7/27/2019 14:16	0:44	BS 250	Data is not available	Data is not available	System Constraint
7/27/2019 14:16	0:44	ESA	Data is not available	Data is not available	System Constraint
7/27/2019 14:16	0:44	ESB	Data is not available	Data is not available	System Constraint
7/27/2019 14:16	0:44	SSA 3	1.8896	0.2480	System Constraint
7/27/2019 14:16	0:44	SSA 2	1.5137	0.0150	System Constraint
7/27/2019 14:17	0:44	KWPPII	3.22618645	20.66765404	System Constraint
7/27/2019 15:00	0:01	SSA 3	0.0081	0.0040	System Constraint
7/27/2019 15:00	0:01	SSA 2	0.0141	0.2390	System Constraint
7/27/2019 15:01	0:01	SSA 3	0.0082	0.3760	System Constraint
7/27/2019 15:01	0:01	SSA 2	0.0141	0.4410	System Constraint
7/27/2019 15:01	0:01	SSA 3	0.0082	0.4420	System Constraint
7/27/2019 15:02	0:01	SSA 2	0.0141	0.7650	System Constraint
7/27/2019 15:02	0:01	SSA 3	0.0081	0.6860	System Constraint
7/27/2019 15:03	0:01	SSA 2	0.0141	1.0510	System Constraint
7/28/2019 23:52	1:26	KWPPII	4.873453649	20.69659424	System Constraint
7/28/2019 1:31	0:03	KWPPII	0.010136763	19.18768692	System Constraint
7/28/2019 2:16	0:25	KWPPII	0.84256444	19.24357224	System Constraint
7/28/2019 2:42	0:01	KWPPII	0.027218056	16.25369835	System Constraint



Maui Curtailment Report

July 2019

Start Date and Time	Duration	IPP Curtailed	Estimated Curtailed MWH	Peak MW Curtailed	Reasons for Curtailment
7/28/2019 2:44	0:53	KWP II	2.434462722	18.90626335	System Constraint
7/28/2019 3:50	0:10	KWP II	0.363365682	17.24766159	System Constraint
7/28/2019 4:03	0:03	KWP II	0.074919494	17.91529274	System Constraint
7/28/2019 4:18	0:01	KWP II	0.012684059	13.76280117	System Constraint
7/28/2019 4:20	0:01	KWP II	0.00530742	13.61211014	System Constraint
7/28/2019 4:22	1:38	BS 250	Data is not available	Data is not available	System Constraint
7/28/2019 4:22	1:38	ESA	Data is not available	Data is not available	System Constraint
7/28/2019 4:22	1:38	ESB	Data is not available	Data is not available	System Constraint
7/28/2019 4:23	1:37	KWP II	7.09437507	20.70757294	System Constraint
7/28/2019 6:03	0:02	BS 250	Data is not available	Data is not available	System Constraint
7/28/2019 6:03	0:02	ESA	Data is not available	Data is not available	System Constraint
7/28/2019 6:03	0:02	ESB	Data is not available	Data is not available	System Constraint
7/28/2019 6:06	0:02	BS 250	Data is not available	Data is not available	System Constraint
7/28/2019 6:06	0:02	ESA	Data is not available	Data is not available	System Constraint
7/28/2019 6:06	0:02	ESB	Data is not available	Data is not available	System Constraint
7/28/2019 7:10	0:01	SSA 3	0.0018	0.1550	System Constraint
7/28/2019 7:11	0:01	SSA 2	0.0020	0.1190	System Constraint
7/28/2019 7:12	3:55	SSA 3	6.5722	0.2340	System Constraint
7/28/2019 7:12	3:55	SSA 2	5.1141	0.0560	System Constraint
7/28/2019 7:13	3:55	BS 250	Data is not available	Data is not available	System Constraint
7/28/2019 7:13	3:55	ESA	Data is not available	Data is not available	System Constraint
7/28/2019 7:13	3:55	ESB	Data is not available	Data is not available	System Constraint
7/28/2019 7:15	2:41	KWP II	26.8018189	20.70757294	System Constraint
7/28/2019 9:35	0:15	AWE	0.357685884	21	System Constraint
7/28/2019 9:57	1:11	KWP II	19.22407357	20.70757294	System Constraint
7/28/2019 10:57	0:05	AWE	0.074122079	21	System Constraint
7/28/2019 11:07	0:01	SSA 3	0.0334	0.1110	System Constraint
7/28/2019 11:07	0:01	SSA 2	0.0231	0.1810	System Constraint
7/28/2019 11:08	0:01	SSA 3	0.0342	0.2860	System Constraint
7/28/2019 11:08	2:40	SSA 2	6.1844	0.1670	System Constraint
7/28/2019 11:09	2:40	BS 250	Data is not available	Data is not available	System Constraint
7/28/2019 11:09	2:40	ESA	Data is not available	Data is not available	System Constraint
7/28/2019 11:09	2:40	ESB	Data is not available	Data is not available	System Constraint
7/28/2019 11:09	2:08	SSA 3	5.9414	0.0720	System Constraint
7/28/2019 11:09	2:40	KWP II	27.86827524	20.69559669	System Constraint
7/28/2019 13:17	0:01	SSA 3	0.0373	0.0040	System Constraint
7/28/2019 13:18	0:31	SSA 3	1.3963	-0.0020	System Constraint
7/28/2019 13:48	0:01	SSA 2	0.0288	0.0130	System Constraint
7/28/2019 13:48	0:01	SSA 3	0.0251	0.1130	System Constraint
7/28/2019 13:49	0:01	SSA 2	0.0288	0.5140	System Constraint
7/28/2019 13:49	0:01	SSA 3	0.0256	0.3400	System Constraint
7/28/2019 13:50	0:01	SSA 2	0.0283	1.1330	System Constraint
7/28/2019 13:50	0:01	SSA 3	0.0256	0.6880	System Constraint
7/28/2019 13:51	0:01	SSA 2	0.0288	1.2780	System Constraint
7/28/2019 13:52	0:01	SSA 3	0.0256	1.5760	System Constraint
7/28/2019 13:53	0:01	SSA 2	0.0288	1.0830	System Constraint
7/28/2019 13:53	0:01	SSA 3	0.0256	2.0200	System Constraint
7/28/2019 13:53	0:01	SSA 2	0.0288	0.8140	System Constraint
7/28/2019 13:54	0:01	SSA 3	0.0251	2.1620	System Constraint
7/28/2019 13:54	0:01	SSA 2	0.0288	1.1100	System Constraint
7/28/2019 13:55	0:01	SSA 3	0.0256	1.7190	System Constraint
7/28/2019 13:55	0:01	SSA 2	0.0288	1.1340	System Constraint
7/28/2019 13:55	0:01	SSA 3	0.0251	1.1460	System Constraint
7/28/2019 13:56	0:01	SSA 2	0.0288	1.0170	System Constraint
7/28/2019 13:56	0:01	SSA 3	0.0256	1.0450	System Constraint
7/28/2019 13:57	0:01	SSA 3	0.0251	1.0470	System Constraint
7/28/2019 13:57	0:01	SSA 2	0.0277	1.1240	System Constraint
7/28/2019 13:58	0:01	SSA 3	0.0262	0.9950	System Constraint
7/28/2019 13:58	0:01	SSA 2	0.0288	0.7910	System Constraint
7/28/2019 13:58	0:01	SSA 3	0.0251	0.8080	System Constraint
7/28/2019 13:59	0:03	ESA	Data is not available	Data is not available	System Constraint
7/28/2019 13:59	0:03	ESB	Data is not available	Data is not available	System Constraint
7/28/2019 13:59	0:03	SSA 2	0.1003	0.3760	System Constraint
7/28/2019 13:59	0:03	SSA 3	0.1187	0.4030	System Constraint
7/28/2019 14:00	0:02	BS 250	Data is not available	Data is not available	System Constraint
7/28/2019 14:00	0:03	KWP II	0.083870888	20.14971542	System Constraint
7/28/2019 14:02	0:01	SSA 2	0.0186	0.0880	System Constraint
7/28/2019 14:02	0:01	SSA 3	0.0305	0.0600	System Constraint
7/28/2019 14:03	0:01	SSA 2	0.0186	0.2480	System Constraint
7/28/2019 14:03	0:01	SSA 3	0.0299	0.0960	System Constraint
7/28/2019 14:04	0:01	ESA	Data is not available	Data is not available	System Constraint
7/28/2019 14:04	0:01	ESB	Data is not available	Data is not available	System Constraint
7/28/2019 14:04	0:01	SSA 3	0.0305	0.0000	System Constraint



Maui Curtailment Report

July 2019

Start Date and Time	Duration	IPP Curtailed	Estimated Curtailed MWH	Peak MW Curtailed	Reasons for Curtailment
7/28/2019 14:04	0:01	SSA 2	0.0186	0.0340	System Constraint
7/28/2019 14:05	0:01	SSA 3	0.0305	0.0590	System Constraint
7/28/2019 14:05	0:01	SSA 2	0.0186	0.1570	System Constraint
7/28/2019 14:05	0:01	SSA 3	0.0299	0.1270	System Constraint
7/28/2019 14:06	0:01	SSA 2	0.0186	0.1390	System Constraint
7/28/2019 14:06	0:01	SSA 3	0.0299	0.3320	System Constraint
7/28/2019 14:06	0:01	SSA 2	0.0179	0.2190	System Constraint
7/28/2019 14:07	0:01	SSA 3	0.0305	0.3260	System Constraint
7/28/2019 14:07	0:02	SSA 2	0.0371	0.0130	System Constraint
7/28/2019 14:08	0:01	KWP11	0.001602268	20.10979652	System Constraint
7/28/2019 14:08	0:01	SSA 3	0.0299	0.1260	System Constraint
7/28/2019 14:08	0:01	SSA 3	0.0305	0.5540	System Constraint
7/28/2019 14:09	0:01	SSA 2	0.0186	0.4030	System Constraint
7/28/2019 14:09	0:01	SSA 3	0.0305	0.8690	System Constraint
7/28/2019 14:10	0:01	SSA 2	0.0186	0.4370	System Constraint
7/28/2019 14:10	0:01	SSA 3	0.0299	1.3140	System Constraint
7/28/2019 14:11	0:01	SSA 2	0.0186	0.3520	System Constraint
7/28/2019 14:11	0:01	SSA 3	0.0299	0.9360	System Constraint
7/28/2019 14:12	0:01	BS 250	Data is not available	Data is not available	System Constraint
7/28/2019 14:12	0:01	ESA	Data is not available	Data is not available	System Constraint
7/28/2019 14:12	0:01	ESB	Data is not available	Data is not available	System Constraint
7/28/2019 14:12	0:01	SSA 3	0.0305	0.5080	System Constraint
7/28/2019 14:12	0:01	SSA 2	0.0186	0.2260	System Constraint
7/28/2019 14:12	0:01	SSA 3	0.0292	0.2220	System Constraint
7/28/2019 14:12	0:01	SSA 2	0.0179	0.0620	System Constraint
7/28/2019 14:13	0:01	KWP11	7.96318E-05	20.23254585	System Constraint
7/28/2019 14:13	0:01	SSA 3	0.0338	0.4120	System Constraint
7/28/2019 14:13	0:01	SSA 2	0.0186	0.2430	System Constraint
7/28/2019 14:14	0:01	SSA 3	0.0241	0.9410	System Constraint
7/28/2019 14:14	0:01	SSA 2	0.0028	0.9880	System Constraint
7/28/2019 14:15	0:01	SSA 3	0.0037	1.2010	System Constraint
7/28/2019 14:15	0:01	SSA 2	0.0089	1.5820	System Constraint
7/28/2019 14:17	0:01	SSA 2	0.0091	2.0810	System Constraint
7/28/2019 14:17	0:01	SSA 3	0.0036	2.0950	System Constraint
7/28/2019 14:19	0:01	SSA 3	0.0037	2.6990	System Constraint
7/28/2019 14:54	0:01	SSA 2	0.0050	1.9270	System Constraint
7/28/2019 14:56	0:01	SSA 2	0.0050	1.0200	System Constraint
7/28/2019 14:56	0:01	SSA 3	0.0002	0.6000	System Constraint
7/28/2019 14:56	0:01	SSA 3	0.0002	1.0310	System Constraint
7/28/2019 14:56	0:01	SSA 2	0.0050	0.5330	System Constraint
7/28/2019 14:57	0:01	SSA 3	0.0002	1.0780	System Constraint
7/28/2019 14:59	0:01	SSA 3	0.0022	0.7650	System Constraint
7/28/2019 15:00	0:01	SSA 2	0.0095	1.5490	System Constraint
7/28/2019 15:01	0:01	SSA 2	0.0097	2.3940	System Constraint
7/28/2019 15:02	0:01	SSA 3	0.0012	0.9410	System Constraint
7/28/2019 15:03	0:01	SSA 3	0.0012	0.9180	System Constraint
7/28/2019 15:03	0:01	SSA 3	0.0013	0.6470	System Constraint
7/29/2019 6:20	0:01	KWP11	0.000731834	0.043910034	Oversupply
7/30/2019 2:35	0:14	KWP11	0.666489299	16.39440918	Oversupply
7/30/2019 2:50	0:17	KWP11	1.097213062	16.57603645	Oversupply
7/30/2019 3:08	0:04	KWP11	0.038326947	13.07521057	Oversupply
7/30/2019 3:16	0:18	KWP11	0.793655968	13.77278137	Oversupply
7/30/2019 3:36	0:03	KWP11	0.019755061	7.50262785	Oversupply
7/30/2019 3:40	0:02	KWP11	0.013556019	8.469646454	Oversupply
7/30/2019 3:52	0:02	KWP11	0.018157752	10.90465736	Oversupply
7/30/2019 3:56	0:01	KWP11	0.010142565	10.72901726	Oversupply
7/30/2019 3:58	0:01	KWP11	0.012875398	10.72402763	Oversupply
7/30/2019 4:15	0:19	KWP11	0.414076598	18.57793617	Oversupply
7/30/2019 4:35	0:05	KWP11	0.05970397	18.16877365	Oversupply
7/30/2019 9:36	0:01	SSA 3	-0.0002	1.7170	Oversupply
7/30/2019 9:36	0:01	SSA 2	0.0010	1.2450	Oversupply
7/30/2019 9:36	0:01	SSA 2	0.0010	1.3190	Oversupply
7/30/2019 9:37	0:01	SSA 3	-0.0002	1.6150	Oversupply
7/30/2019 9:37	0:01	SSA 2	0.0010	1.5750	Oversupply
7/30/2019 9:39	0:01	SSA 3	-0.0002	1.6390	Oversupply
7/30/2019 9:53	0:01	SSA 3	0.0012	2.3090	Oversupply
7/30/2019 9:54	0:01	SSA 2	0.0033	2.0270	Oversupply
7/30/2019 9:54	0:01	SSA 3	0.0012	2.2610	Oversupply
7/30/2019 9:55	0:01	SSA 2	0.0033	0.7330	Oversupply
7/30/2019 9:55	0:01	SSA 3	0.0012	1.2600	Oversupply
7/30/2019 9:57	0:01	SSA 3	0.0012	2.1480	Oversupply
7/30/2019 9:57	0:01	SSA 2	0.0033	1.2780	Oversupply
7/30/2019 9:58	0:01	SSA 3	0.0012	1.6850	Oversupply



Maui Curtailment Report

July 2019

Start Date and Time	Duration	IPP Curtailed	Estimated Curtailed MWH	Peak MW Curtailed	Reasons for Curtailment
7/30/2019 9:58	0:01	SSA 2	0.0033	2.1240	Oversupply
7/30/2019 9:59	0:01	SSA 3	0.0012	1.3950	Oversupply
7/30/2019 9:59	0:01	SSA 2	0.0102	1.6240	Oversupply
7/30/2019 9:59	0:01	SSA 3	0.0236	0.9700	Oversupply
7/30/2019 10:00	0:01	SSA 2	0.0290	1.0800	Oversupply
7/30/2019 10:00	0:01	SSA 3	0.0249	0.6360	Oversupply
7/30/2019 10:01	0:01	SSA 2	0.0290	0.6650	Oversupply
7/30/2019 10:01	0:01	SSA 3	0.0243	0.4250	Oversupply
7/30/2019 10:02	0:01	SSA 2	0.0290	0.1140	Oversupply
7/30/2019 10:02	0:07	SSA 3	0.2206	0.3670	Oversupply
7/30/2019 10:02	0:06	SSA 2	0.2015	0.0290	Oversupply
7/30/2019 10:03	0:06	BS 250	Data is not available	Data is not available	Oversupply
7/30/2019 10:03	0:06	ESA	Data is not available	Data is not available	Oversupply
7/30/2019 10:03	0:06	ESB	Data is not available	Data is not available	Oversupply
7/30/2019 10:04	0:10	KWP11	0.17903293	19.21063995	Oversupply
7/30/2019 10:08	0:01	SSA 2	0.0284	0.0100	Oversupply
7/30/2019 10:09	0:01	SSA 3	0.0249	0.0610	Oversupply
7/30/2019 10:09	0:05	SSA 2	0.1731	0.2340	Oversupply
7/30/2019 10:10	0:04	BS 250	Data is not available	Data is not available	Oversupply
7/30/2019 10:10	0:04	ESA	Data is not available	Data is not available	Oversupply
7/30/2019 10:10	0:04	ESB	Data is not available	Data is not available	Oversupply
7/30/2019 10:10	0:05	SSA 3	0.1455	0.0030	Oversupply
7/30/2019 10:14	0:01	SSA 3	0.0249	0.2160	Oversupply
7/30/2019 10:14	0:01	SSA 2	0.0302	0.5180	Oversupply
7/30/2019 10:15	0:24	SSA 3	0.7991	0.1810	Oversupply
7/30/2019 10:15	0:01	SSA 2	0.0320	0.0650	Oversupply
7/30/2019 10:16	0:23	BS 250	Data is not available	Data is not available	Oversupply
7/30/2019 10:16	0:23	ESA	Data is not available	Data is not available	Oversupply
7/30/2019 10:16	0:23	ESB	Data is not available	Data is not available	Oversupply
7/30/2019 10:16	0:22	SSA 2	0.6540	0.0230	Oversupply
7/30/2019 10:18	0:22	KWP11	1.98687369	19.21063995	Oversupply
7/30/2019 10:39	0:01	SSA 3	0.0255	0.0880	Oversupply
7/30/2019 10:39	0:01	SSA 2	0.0145	0.0120	Oversupply
7/30/2019 10:39	0:01	SSA 3	0.0244	0.3420	Oversupply
7/30/2019 10:40	0:01	SSA 2	0.0145	0.3820	Oversupply
7/30/2019 10:40	0:01	SSA 3	0.0250	0.6040	Oversupply
7/30/2019 10:40	0:01	SSA 2	0.0145	0.4090	Oversupply
7/30/2019 10:41	0:01	SSA 3	0.0244	0.6540	Oversupply
7/30/2019 10:42	0:01	SSA 3	0.0250	0.9330	Oversupply
7/30/2019 10:42	0:01	SSA 3	0.0255	1.4970	Oversupply
7/30/2019 10:43	0:01	SSA 2	0.0145	0.9650	Oversupply
7/30/2019 10:43	0:01	SSA 3	0.0255	1.1000	Oversupply
7/30/2019 10:46	0:01	SSA 3	0.0220	1.0430	Oversupply
7/30/2019 10:47	0:01	SSA 3	0.0225	1.0820	Oversupply
7/30/2019 10:47	0:01	SSA 2	0.0114	0.9920	Oversupply
7/30/2019 10:48	0:03	SSA 3	0.0885	0.8130	Oversupply
7/30/2019 10:48	0:03	SSA 2	0.0339	0.3980	Oversupply
7/30/2019 10:49	0:02	BS 250	Data is not available	Data is not available	Oversupply
7/30/2019 10:49	0:02	ESA	Data is not available	Data is not available	Oversupply
7/30/2019 10:49	0:02	ESB	Data is not available	Data is not available	Oversupply
7/30/2019 10:50	0:02	KWP11	0.012830861	19.21063995	Oversupply
7/30/2019 10:51	0:01	SSA 2	0.0114	0.0690	Oversupply
7/30/2019 10:51	0:01	SSA 3	0.0220	0.0480	Oversupply
7/30/2019 10:52	0:02	SSA 2	0.0227	0.3590	Oversupply
7/30/2019 10:52	0:01	SSA 3	0.0220	0.0960	Oversupply
7/30/2019 10:52	0:01	SSA 3	0.0225	0.1420	Oversupply
7/30/2019 10:54	0:02	SSA 3	0.0450	0.1560	Oversupply
7/30/2019 10:54	0:02	SSA 2	0.0227	0.3420	Oversupply
7/30/2019 10:56	0:01	SSA 3	0.0220	0.0130	Oversupply
7/30/2019 10:56	0:01	SSA 2	0.0114	0.0770	Oversupply
7/30/2019 10:56	0:01	SSA 3	0.0225	0.2780	Oversupply
7/30/2019 10:57	0:01	SSA 2	0.0114	0.1740	Oversupply
7/30/2019 10:57	0:01	SSA 3	0.0225	0.0570	Oversupply
7/30/2019 10:58	0:01	SSA 2	0.0114	0.4180	Oversupply
7/30/2019 10:58	0:01	SSA 3	0.0225	0.3800	Oversupply
7/30/2019 10:59	0:01	SSA 2	0.0114	0.2960	Oversupply
7/30/2019 10:59	0:01	SSA 3	0.0225	0.4830	Oversupply
7/30/2019 10:59	0:01	SSA 2	0.0074	0.4460	Oversupply
7/30/2019 10:59	0:01	SSA 3	0.0198	0.6990	Oversupply
7/30/2019 11:00	0:01	SSA 3	0.0036	0.9720	Oversupply
7/30/2019 11:00	0:01	SSA 2	0.0057	0.4760	Oversupply
7/30/2019 11:01	0:01	SSA 3	0.0037	0.9390	Oversupply
7/30/2019 11:01	0:01	SSA 2	0.0057	0.4680	Oversupply



Maui Curtailment Report

July 2019

Start Date and Time	Duration	IPP Curtailed	Estimated Curtailed MWH	Peak MW Curtailed	Reasons for Curtailment
7/30/2019 11:02	0:01	SSA 3	0.0036	0.7080	Oversupply
7/30/2019 11:04	0:01	SSA 2	0.0057	0.9130	Oversupply
7/30/2019 11:04	0:01	SSA 3	0.0037	0.5850	Oversupply
7/30/2019 11:05	0:01	SSA 2	0.0057	0.7820	Oversupply
7/30/2019 11:05	0:01	SSA 3	0.0037	0.6050	Oversupply
7/30/2019 11:06	0:01	SSA 2	0.0057	0.7740	Oversupply
7/30/2019 11:06	0:01	SSA 3	0.0036	0.5780	Oversupply
7/30/2019 11:06	0:01	SSA 3	0.0036	0.2470	Oversupply
7/30/2019 11:06	0:01	SSA 2	0.0057	0.6540	Oversupply
7/30/2019 11:07	0:01	SSA 3	0.0038	0.6160	Oversupply
7/30/2019 11:07	0:01	SSA 2	0.0057	0.9370	Oversupply
7/30/2019 11:09	0:01	SSA 3	0.0036	0.6180	Oversupply
7/30/2019 11:09	0:01	SSA 2	0.0057	1.0570	Oversupply
7/30/2019 11:09	0:01	SSA 3	0.0037	0.6520	Oversupply
7/30/2019 11:10	0:01	SSA 2	0.0056	0.7200	Oversupply
7/30/2019 11:10	0:01	SSA 3	0.0037	0.4610	Oversupply
7/30/2019 11:11	0:01	SSA 2	0.0057	1.1150	Oversupply
7/30/2019 11:11	0:01	SSA 3	0.0036	0.2430	Oversupply
7/30/2019 11:12	0:01	SSA 2	0.0057	0.4660	Oversupply
7/30/2019 11:12	0:01	SSA 3	0.0037	0.5340	Oversupply
7/30/2019 11:12	0:01	SSA 3	0.0036	0.5140	Oversupply
7/30/2019 11:12	0:01	SSA 2	0.0057	0.5800	Oversupply
7/30/2019 11:13	0:01	SSA 3	0.0037	0.3240	Oversupply
7/30/2019 11:13	0:01	SSA 2	0.0057	0.3530	Oversupply
7/30/2019 11:14	0:01	SSA 3	0.0054	0.4810	Oversupply
7/30/2019 11:14	0:01	SSA 2	0.0098	0.6100	Oversupply
7/30/2019 11:15	0:01	SSA 3	0.0148	0.9270	Oversupply
7/30/2019 11:15	0:01	SSA 2	0.0140	0.6030	Oversupply
7/30/2019 11:15	0:01	SSA 3	0.0148	0.5730	Oversupply
7/30/2019 11:16	0:01	SSA 2	0.0140	0.4350	Oversupply
7/30/2019 11:16	0:01	SSA 3	0.0154	0.1250	Oversupply
7/30/2019 11:17	0:01	SSA 2	0.0140	0.4130	Oversupply
7/30/2019 11:17	0:01	SSA 3	0.0154	0.0480	Oversupply
7/30/2019 11:18	0:02	SSA 2	0.0281	0.0180	Oversupply
7/30/2019 11:18	0:01	SSA 3	0.0151	-0.0120	Oversupply
7/30/2019 11:19	0:01	BS 250	Data is not available	Data is not available	Oversupply
7/30/2019 11:19	0:01	ESA	Data is not available	Data is not available	Oversupply
7/30/2019 11:19	0:01	ESB	Data is not available	Data is not available	Oversupply
7/30/2019 11:19	0:01	SSA 3	0.0154	0.0030	Oversupply
7/30/2019 11:19	0:01	SSA 3	0.0154	0.0450	Oversupply
7/30/2019 11:19	0:01	SSA 2	0.0140	0.2660	Oversupply
7/30/2019 11:20	0:01	SSA 3	0.0148	0.1270	Oversupply
7/30/2019 11:20	0:01	SSA 2	0.0140	0.5670	Oversupply
7/30/2019 11:21	0:01	SSA 3	0.0148	0.1610	Oversupply
7/30/2019 11:21	0:01	SSA 2	0.0140	0.5540	Oversupply
7/30/2019 11:22	0:01	SSA 3	0.0154	0.1380	Oversupply
7/30/2019 11:22	0:01	SSA 2	0.0140	0.5060	Oversupply
7/30/2019 11:22	0:01	SSA 3	0.0148	0.0920	Oversupply
7/30/2019 11:23	0:01	BS 250	Data is not available	Data is not available	Oversupply
7/30/2019 11:23	0:09	ESA	Data is not available	Data is not available	Oversupply
7/30/2019 11:23	0:09	ESB	Data is not available	Data is not available	Oversupply
7/30/2019 11:23	0:01	SSA 2	0.0140	0.2510	Oversupply
7/30/2019 11:23	0:01	SSA 3	0.0151	0.0490	Oversupply
7/30/2019 11:24	0:08	SSA 2	0.1177	0.2630	Oversupply
7/30/2019 11:24	0:08	SSA 3	0.1365	0.0180	Oversupply
7/30/2019 11:25	0:07	BS 250	Data is not available	Data is not available	Oversupply
7/30/2019 11:26	0:06	KWP II	0.159393628	19.21063995	Oversupply
7/30/2019 11:36	0:01	SSA 3	0.0092	1.0770	Oversupply
7/30/2019 11:37	0:01	BS 250	Data is not available	Data is not available	Oversupply
7/30/2019 11:37	0:01	ESA	Data is not available	Data is not available	Oversupply
7/30/2019 11:37	0:01	ESB	Data is not available	Data is not available	Oversupply
7/30/2019 11:37	0:01	SSA 2	0.0102	1.2420	Oversupply
7/30/2019 11:37	0:01	SSA 3	0.0096	0.7230	Oversupply
7/30/2019 11:38	0:01	SSA 2	0.0102	0.3270	Oversupply
7/30/2019 11:38	0:01	SSA 3	0.0094	0.1440	Oversupply
7/30/2019 11:38	0:01	SSA 2	0.0102	0.4040	Oversupply
7/30/2019 11:38	0:01	SSA 3	0.0096	0.4240	Oversupply
7/30/2019 11:39	0:01	SSA 3	0.0096	0.5400	Oversupply
7/30/2019 11:39	0:01	SSA 2	0.0102	0.5010	Oversupply
7/30/2019 11:40	0:02	BS 250	Data is not available	Data is not available	Oversupply
7/30/2019 11:40	0:02	ESA	Data is not available	Data is not available	Oversupply
7/30/2019 11:40	0:02	ESB	Data is not available	Data is not available	Oversupply
7/30/2019 11:40	0:08	SSA 3	0.0972	0.0780	Oversupply



Maui Curtailment Report

July 2019

Start Date and Time	Duration	IPP Curtailed	Estimated Curtailed MWH	Peak MW Curtailed	Reasons for Curtailment
7/30/2019 11:40	0:02	SSA 2	0.0205	0.1860	Oversupply
7/30/2019 11:42	0:01	KWPll	0.012854004	19.21063995	Oversupply
7/30/2019 11:42	0:01	SSA 2	0.0102	0.0210	Oversupply
7/30/2019 11:43	0:06	BS 250	Data is not available	Data is not available	Oversupply
7/30/2019 11:43	0:06	ESA	Data is not available	Data is not available	Oversupply
7/30/2019 11:43	0:06	ESB	Data is not available	Data is not available	Oversupply
7/30/2019 11:43	0:06	SSA 2	0.0741	0.0050	Oversupply
7/30/2019 11:44	0:05	KWPll	0.262814935	19.21063995	Oversupply
7/30/2019 11:48	0:01	SSA 3	0.0081	0.0540	Oversupply
7/30/2019 11:49	0:01	SSA 2	0.0108	0.3480	Oversupply
7/30/2019 11:55	0:01	SSA 3	0.0085	0.9000	Oversupply
7/30/2019 11:55	0:01	SSA 2	0.0110	1.2200	Oversupply
7/30/2019 11:55	0:01	SSA 3	0.0081	0.6460	Oversupply
7/30/2019 11:56	0:01	SSA 2	0.0110	0.3940	Oversupply
7/30/2019 11:56	0:26	SSA 3	0.8898	0.1100	Oversupply
7/30/2019 11:57	0:26	BS 250	Data is not available	Data is not available	Oversupply
7/30/2019 11:57	0:26	ESA	Data is not available	Data is not available	Oversupply
7/30/2019 11:57	0:26	ESB	Data is not available	Data is not available	Oversupply
7/30/2019 11:57	0:25	SSA 2	0.6857	0.0140	Oversupply
7/30/2019 11:58	0:25	KWPll	2.006169987	19.21063995	Oversupply
7/30/2019 12:22	0:01	SSA 2	0.0164	0.0040	Oversupply
7/30/2019 12:22	0:01	SSA 3	0.0308	0.1100	Oversupply
7/30/2019 12:23	0:01	SSA 2	0.0164	0.3320	Oversupply
7/30/2019 12:27	0:01	SSA 2	0.0164	1.0080	Oversupply
7/30/2019 12:27	0:01	SSA 3	0.0295	1.6920	Oversupply
7/30/2019 12:28	0:01	SSA 3	0.0295	1.9090	Oversupply
7/30/2019 12:28	0:01	SSA 2	0.0164	0.6630	Oversupply
7/30/2019 12:28	0:01	SSA 3	0.0308	1.3880	Oversupply
7/30/2019 12:29	0:01	BS 250	Data is not available	Data is not available	Oversupply
7/30/2019 12:29	0:01	ESA	Data is not available	Data is not available	Oversupply
7/30/2019 12:29	0:01	ESB	Data is not available	Data is not available	Oversupply
7/30/2019 12:29	0:01	SSA 2	0.0164	0.0630	Oversupply
7/30/2019 12:29	0:01	SSA 3	0.0342	0.8320	Oversupply
7/30/2019 12:29	0:01	SSA 2	0.0205	0.0570	Oversupply
7/30/2019 12:30	0:01	SSA 3	0.0347	0.5900	Oversupply
7/30/2019 12:30	0:01	SSA 2	0.0270	0.2070	Oversupply
7/30/2019 12:31	0:01	SSA 3	0.0354	0.5630	Oversupply
7/30/2019 12:31	0:03	SSA 2	0.1080	0.1940	Oversupply
7/30/2019 12:32	0:10	BS 250	Data is not available	Data is not available	Oversupply
7/30/2019 12:32	0:10	ESA	Data is not available	Data is not available	Oversupply
7/30/2019 12:32	0:10	ESB	Data is not available	Data is not available	Oversupply
7/30/2019 12:32	0:09	SSA 3	0.4307	0.0780	Oversupply
7/30/2019 12:33	0:09	KWPll	0.188797951	19.20565033	Oversupply
7/30/2019 12:35	0:01	SSA 2	0.0270	0.0030	Oversupply
7/30/2019 12:36	0:05	SSA 2	0.1610	0.0020	Oversupply
7/30/2019 12:41	0:01	SSA 2	0.0270	0.0050	Oversupply
7/30/2019 12:41	0:01	SSA 3	0.0362	0.0040	Oversupply
7/30/2019 12:42	0:01	SSA 2	0.0270	0.0030	Oversupply
7/30/2019 12:42	0:01	SSA 3	0.0354	0.1630	Oversupply
7/30/2019 12:42	0:32	SSA 3	1.4291	0.0500	Oversupply
7/30/2019 12:42	0:23	SSA 2	0.5898	0.2090	Oversupply
7/30/2019 12:43	0:33	ESA	Data is not available	Data is not available	Oversupply
7/30/2019 12:43	0:33	ESB	Data is not available	Data is not available	Oversupply
7/30/2019 12:44	0:32	BS 250	Data is not available	Data is not available	Oversupply
7/30/2019 12:44	0:32	KWPll	1.959551843	19.2096405	Oversupply
7/30/2019 13:06	0:01	SSA 2	0.0277	0.0030	Oversupply
7/30/2019 13:07	0:09	SSA 2	0.2725	0.0040	Oversupply
7/30/2019 13:15	0:01	SSA 3	0.0245	0.0090	Oversupply
7/30/2019 13:15	0:01	SSA 2	0.0214	0.2250	Oversupply
7/30/2019 13:16	0:01	SSA 3	0.0235	0.3620	Oversupply
7/30/2019 13:16	0:01	SSA 2	0.0214	0.6220	Oversupply
7/30/2019 13:16	0:01	SSA 3	0.0245	0.8230	Oversupply
7/30/2019 13:17	0:01	SSA 2	0.0214	0.9100	Oversupply
7/30/2019 13:18	0:01	SSA 2	0.0214	1.1810	Oversupply
7/30/2019 13:18	0:01	SSA 3	0.0235	1.6440	Oversupply
7/30/2019 13:19	0:01	SSA 3	0.0240	1.8820	Oversupply
7/30/2019 13:19	0:01	SSA 2	0.0214	0.9150	Oversupply
7/30/2019 13:19	0:01	SSA 3	0.0240	1.4660	Oversupply
7/30/2019 13:20	0:01	SSA 2	0.0206	0.7920	Oversupply
7/30/2019 13:20	0:01	SSA 3	0.0245	1.4920	Oversupply
7/30/2019 13:21	0:01	SSA 2	0.0214	0.6880	Oversupply
7/30/2019 13:21	0:12	SSA 3	0.2957	1.1360	Oversupply
7/30/2019 13:21	0:13	SSA 2	0.2604	0.1320	Oversupply



Maui Curtailment Report

July 2019

Start Date and Time	Duration	IPP Curtailed	Estimated Curtailed MWH	Peak MW Curtailed	Reasons for Curtailment
7/30/2019 13:23	0:11	BS 250	Data is not available	Data is not available	Oversupply
7/30/2019 13:23	0:11	ESA	Data is not available	Data is not available	Oversupply
7/30/2019 13:23	0:11	ESB	Data is not available	Data is not available	Oversupply
7/30/2019 13:24	0:11	KWPPII	0.461858829	19.20565033	Oversupply
7/30/2019 13:33	0:01	SSA 3	0.0059	0.0060	Oversupply
7/30/2019 13:34	0:01	SSA 3	0.0058	0.0670	Oversupply
7/30/2019 13:34	0:01	SSA 2	0.0105	0.3550	Oversupply
7/30/2019 13:35	0:01	SSA 3	0.0058	0.2570	Oversupply
7/30/2019 13:35	0:01	SSA 2	0.0103	0.5500	Oversupply
7/30/2019 13:36	0:01	SSA 2	0.0105	1.0430	Oversupply
7/30/2019 14:02	0:01	SSA 2	0.0173	1.5380	Oversupply
7/30/2019 14:03	0:01	SSA 3	0.0107	1.4210	Oversupply
7/30/2019 14:03	0:01	SSA 2	0.0173	1.4320	Oversupply
7/30/2019 14:03	0:01	SSA 3	0.0107	0.8510	Oversupply
7/30/2019 14:04	0:06	BS 250	Data is not available	Data is not available	Oversupply
7/30/2019 14:04	0:06	ESA	Data is not available	Data is not available	Oversupply
7/30/2019 14:04	0:06	ESB	Data is not available	Data is not available	Oversupply
7/30/2019 14:04	0:01	SSA 2	0.0173	0.9130	Oversupply
7/30/2019 14:04	0:05	SSA 3	0.0638	0.3000	Oversupply
7/30/2019 14:05	0:04	SSA 2	0.0863	0.1280	Oversupply
7/30/2019 14:06	0:05	KWPPII	0.057154497	19.20565033	Oversupply
7/30/2019 14:09	0:01	SSA 3	0.0105	-0.0020	Oversupply
7/30/2019 14:09	0:01	SSA 2	0.0173	0.0100	Oversupply
7/30/2019 14:10	0:01	SSA 3	0.0107	0.0010	Oversupply
7/30/2019 14:10	0:01	SSA 2	0.0166	0.0060	Oversupply
7/30/2019 14:10	0:01	SSA 3	0.0105	0.0770	Oversupply
7/30/2019 14:11	0:01	SSA 2	0.0173	0.3620	Oversupply
7/30/2019 14:11	0:01	SSA 3	0.0105	0.3340	Oversupply
7/30/2019 14:11	0:01	SSA 2	0.0173	0.5230	Oversupply
7/30/2019 14:12	0:18	SSA 3	0.6893	0.0930	Oversupply
7/30/2019 14:12	0:17	SSA 2	0.3415	0.0140	Oversupply
7/30/2019 14:13	0:17	BS 250	Data is not available	Data is not available	Oversupply
7/30/2019 14:13	0:17	ESA	Data is not available	Data is not available	Oversupply
7/30/2019 14:13	0:17	ESB	Data is not available	Data is not available	Oversupply
7/30/2019 14:14	0:17	KWPPII	1.131148497	19.21063995	Oversupply
7/30/2019 14:30	0:01	SSA 2	0.0021	0.0030	Oversupply
7/30/2019 14:30	0:01	SSA 3	0.0033	0.1410	Oversupply
7/30/2019 14:41	0:01	SSA 3	0.0033	2.7510	Oversupply
7/30/2019 14:42	0:01	SSA 2	0.0021	1.0860	Oversupply
7/30/2019 14:42	0:01	SSA 3	0.0033	2.4370	Oversupply
7/30/2019 14:43	0:01	SSA 2	0.0021	0.6320	Oversupply
7/30/2019 14:43	0:01	SSA 3	0.0032	1.9940	Oversupply
7/30/2019 14:44	0:26	SSA 2	0.6074	0.2160	Oversupply
7/30/2019 14:44	0:01	SSA 3	0.0033	1.4150	Oversupply
7/30/2019 14:44	0:23	SSA 3	0.7313	0.9340	Oversupply
7/30/2019 14:45	0:25	BS 250	Data is not available	Data is not available	Oversupply
7/30/2019 14:45	0:25	ESA	Data is not available	Data is not available	Oversupply
7/30/2019 14:45	0:25	ESB	Data is not available	Data is not available	Oversupply
7/30/2019 14:46	0:22	KWPPII	1.754350408	19.21063995	Oversupply
7/30/2019 15:08	0:01	SSA 3	0.0125	0.0130	Oversupply
7/30/2019 15:08	0:01	SSA 3	0.0125	0.0070	Oversupply
7/30/2019 15:09	0:01	KWPPII	0.002678617	19.20664787	Oversupply
7/30/2019 15:09	0:01	SSA 3	0.0127	0.1050	Oversupply
7/30/2019 15:09	0:01	SSA 2	0.0278	0.1590	Oversupply
7/30/2019 15:10	0:01	SSA 3	0.0125	0.4440	Oversupply
7/30/2019 15:10	0:01	SSA 2	0.0278	0.6360	Oversupply
7/30/2019 15:11	0:01	SSA 3	0.0125	0.6880	Oversupply
7/30/2019 15:45	0:01	SSA 3	-0.0003	0.9980	Oversupply
7/30/2019 15:46	0:01	SSA 3	-0.0003	1.0370	Oversupply
7/30/2019 15:47	0:01	SSA 2	0.0039	1.1440	Oversupply
7/31/2019 0:40	1:27	KWPPII	6.277472162	19.21063995	Oversupply
7/31/2019 2:12	0:04	KWPPII	0.044269911	19.20265579	Oversupply
7/31/2019 2:24	0:01	KWPPII	0.002815628	19.08489609	Oversupply
7/31/2019 2:35	2:05	KWPPII	8.92343653	19.21063995	Oversupply
7/31/2019 4:44	0:02	KWPPII	0.021153641	19.21063995	Oversupply
7/31/2019 5:24	0:08	KWPPII	0.135223389	19.21063995	Oversupply
7/31/2019 5:45	0:15	ESA	Data is not available	Data is not available	Oversupply
7/31/2019 5:45	0:15	ESB	Data is not available	Data is not available	Oversupply
7/31/2019 5:47	0:09	BS 250	Data is not available	Data is not available	Oversupply
7/31/2019 5:48	0:13	KWPPII	0.248990885	19.21063995	Oversupply
7/31/2019 5:57	0:03	BS 250	Data is not available	Data is not available	Oversupply
7/31/2019 8:36	0:01	SSA 3	0.0041	1.4290	Oversupply
7/31/2019 8:37	0:01	SSA 2	0.0049	1.2360	Oversupply



Maui Curtailment Report

July 2019

Start Date and Time	Duration	IPP Curtailed	Estimated Curtailed MWH	Peak MW Curtailed	Reasons for Curtailment
7/31/2019 8:37	0:01	SSA 3	0.0042	1.4380	Oversupply
7/31/2019 8:37	0:01	SSA 2	0.0049	1.2740	Oversupply
7/31/2019 8:38	0:01	SSA 3	0.0042	1.1380	Oversupply
7/31/2019 8:38	0:01	SSA 2	0.0049	1.1150	Oversupply
7/31/2019 8:39	0:01	SSA 3	0.0041	1.1970	Oversupply
7/31/2019 8:39	0:01	SSA 2	0.0049	0.9910	Oversupply
7/31/2019 8:39	0:01	SSA 3	0.0042	1.1640	Oversupply
7/31/2019 8:40	0:01	SSA 2	0.0049	1.0120	Oversupply
7/31/2019 8:40	0:01	SSA 3	0.0042	1.0140	Oversupply
7/31/2019 8:41	0:01	SSA 2	0.0049	0.4810	Oversupply
7/31/2019 8:41	0:01	SSA 3	0.0041	0.7810	Oversupply
7/31/2019 8:42	0:01	SSA 3	0.0042	0.3120	Oversupply
7/31/2019 8:42	0:01	SSA 2	0.0049	0.3640	Oversupply
7/31/2019 8:43	0:03	SSA 3	0.0358	0.1650	Oversupply
7/31/2019 8:43	0:01	SSA 2	0.0049	0.1480	Oversupply
7/31/2019 8:44	0:03	BS 250	Data is not available	Data is not available	Oversupply
7/31/2019 8:44	0:03	ESA	Data is not available	Data is not available	Oversupply
7/31/2019 8:44	0:03	ESB	Data is not available	Data is not available	Oversupply
7/31/2019 8:44	0:03	SSA 2	0.0367	0.0170	Oversupply
7/31/2019 8:46	0:01	KWP11	0.006577682	19.21063995	Oversupply
7/31/2019 8:46	0:01	SSA 3	0.0173	-0.0020	Oversupply
7/31/2019 8:46	0:01	SSA 2	0.0176	0.0030	Oversupply
7/31/2019 8:46	0:01	SSA 3	0.0173	0.0350	Oversupply
7/31/2019 8:47	0:01	SSA 2	0.0176	0.0650	Oversupply
7/31/2019 8:47	0:01	SSA 3	0.0173	0.0260	Oversupply
7/31/2019 8:48	0:01	SSA 2	0.0176	0.0870	Oversupply
7/31/2019 8:48	0:01	SSA 3	0.0177	0.0780	Oversupply
7/31/2019 8:49	0:01	SSA 2	0.0169	0.1580	Oversupply
7/31/2019 8:49	0:01	SSA 3	0.0177	0.1630	Oversupply
7/31/2019 8:50	0:01	SSA 3	0.0173	0.4480	Oversupply
7/31/2019 8:50	0:01	SSA 2	0.0176	0.4750	Oversupply
7/31/2019 8:50	0:01	SSA 3	0.0177	0.8110	Oversupply
7/31/2019 8:50	0:01	SSA 2	0.0176	0.8870	Oversupply
7/31/2019 8:51	0:01	SSA 3	0.0173	1.1400	Oversupply
7/31/2019 8:51	0:01	SSA 2	0.0176	1.2220	Oversupply
7/31/2019 8:52	0:01	SSA 3	0.0173	0.7800	Oversupply
7/31/2019 8:52	0:01	SSA 2	0.0176	0.6040	Oversupply
7/31/2019 8:53	0:05	BS 250	Data is not available	Data is not available	Oversupply
7/31/2019 8:53	0:05	ESA	Data is not available	Data is not available	Oversupply
7/31/2019 8:53	0:05	ESB	Data is not available	Data is not available	Oversupply
7/31/2019 8:53	0:04	SSA 3	0.0880	0.2450	Oversupply
7/31/2019 8:53	0:02	SSA 2	0.0352	0.0110	Oversupply
7/31/2019 8:55	0:01	SSA 2	0.0176	0.0000	Oversupply
7/31/2019 8:56	0:01	KWP11	0.00268933	19.21063995	Oversupply
7/31/2019 8:56	0:01	SSA 2	0.0176	0.0090	Oversupply
7/31/2019 8:57	0:01	SSA 2	0.0176	0.0560	Oversupply
7/31/2019 8:57	0:01	SSA 3	0.0177	0.0190	Oversupply
7/31/2019 8:57	0:01	SSA 3	0.0169	0.0550	Oversupply
7/31/2019 8:57	0:01	SSA 2	0.0176	0.1470	Oversupply
7/31/2019 8:58	0:02	SSA 3	0.0330	0.0650	Oversupply
7/31/2019 8:58	0:01	SSA 2	0.0169	0.1300	Oversupply
7/31/2019 8:59	0:01	BS 250	Data is not available	Data is not available	Oversupply
7/31/2019 8:59	0:01	ESA	Data is not available	Data is not available	Oversupply
7/31/2019 8:59	0:01	ESB	Data is not available	Data is not available	Oversupply
7/31/2019 8:59	0:01	SSA 2	0.0107	0.0300	Oversupply
7/31/2019 9:00	0:01	SSA 3	0.0040	0.1530	Oversupply
7/31/2019 9:00	0:01	SSA 2	0.0062	0.2520	Oversupply
7/31/2019 9:00	0:01	SSA 3	0.0040	0.4370	Oversupply
7/31/2019 9:01	0:01	SSA 2	0.0062	0.5010	Oversupply
7/31/2019 9:01	0:01	SSA 3	0.0038	0.3650	Oversupply
7/31/2019 9:02	0:01	SSA 2	0.0062	0.4400	Oversupply
7/31/2019 9:02	0:01	SSA 3	0.0038	0.6250	Oversupply
7/31/2019 9:03	0:01	SSA 2	0.0062	0.5650	Oversupply
7/31/2019 9:03	0:01	SSA 3	0.0040	0.8360	Oversupply
7/31/2019 9:03	0:01	SSA 2	0.0062	0.7580	Oversupply
7/31/2019 9:03	0:01	SSA 3	0.0038	1.0680	Oversupply
7/31/2019 9:10	0:01	SSA 2	0.0062	1.6670	Oversupply
7/31/2019 9:10	0:01	SSA 3	0.0039	1.8100	Oversupply
7/31/2019 9:11	0:01	SSA 2	0.0062	1.1270	Oversupply
7/31/2019 9:11	0:01	SSA 3	0.0038	1.8200	Oversupply
7/31/2019 9:14	0:01	SSA 2	0.0057	1.2700	Oversupply
7/31/2019 9:15	0:01	SSA 2	0.0024	0.9470	Oversupply
7/31/2019 9:15	0:01	SSA 3	0.0003	1.8340	Oversupply



Maui Curtailment Report

July 2019

Start Date and Time	Duration	IPP Curtailed	Estimated Curtailed MWH	Peak MW Curtailed	Reasons for Curtailment
7/31/2019 9:16	0:01	SSA 3	0.0003	1.4450	Oversupply
7/31/2019 9:17	0:01	SSA 2	0.0024	1.2370	Oversupply
7/31/2019 9:19	0:01	SSA 3	0.0003	1.9020	Oversupply
7/31/2019 9:19	0:01	SSA 2	0.0024	0.8130	Oversupply
7/31/2019 9:57	0:01	SSA 3	0.0001	2.2640	Oversupply
7/31/2019 9:57	0:01	SSA 2	0.0013	2.1850	Oversupply
7/31/2019 9:57	0:01	SSA 3	0.0001	2.2690	Oversupply
7/31/2019 9:58	0:01	SSA 2	0.0013	2.1840	Oversupply
7/31/2019 9:58	0:01	SSA 3	0.0001	1.6590	Oversupply
7/31/2019 9:59	0:01	SSA 2	0.0052	1.3900	Oversupply
7/31/2019 9:59	0:01	SSA 3	0.0106	1.0030	Oversupply
7/31/2019 10:00	0:01	SSA 2	0.0288	0.6970	Oversupply
7/31/2019 10:00	0:44	SSA 3	1.7327	0.4100	Oversupply
7/31/2019 10:00	0:01	SSA 2	0.0288	0.1710	Oversupply
7/31/2019 10:01	0:43	BS 250	Data is not available	Data is not available	Oversupply
7/31/2019 10:01	0:43	ESA	Data is not available	Data is not available	Oversupply
7/31/2019 10:01	0:43	ESB	Data is not available	Data is not available	Oversupply
7/31/2019 10:01	0:42	SSA 2	1.5341	0.0350	Oversupply
7/31/2019 10:03	0:41	KWPll	2.355855258	19.21063995	Oversupply
7/31/2019 10:44	0:03	SSA 2	0.0842	0.0050	Oversupply
7/31/2019 10:44	0:02	SSA 3	0.0669	0.0180	Oversupply
7/31/2019 10:45	0:02	BS 250	Data is not available	Data is not available	Oversupply
7/31/2019 10:45	0:02	ESA	Data is not available	Data is not available	Oversupply
7/31/2019 10:45	0:02	ESB	Data is not available	Data is not available	Oversupply
7/31/2019 10:45	0:02	KWPll	0.012322172	19.21063995	Oversupply
7/31/2019 10:46	0:01	SSA 3	0.0172	0.0430	Oversupply
7/31/2019 10:46	0:01	SSA 2	0.0249	0.1470	Oversupply
7/31/2019 10:47	0:01	SSA 2	0.0249	0.4400	Oversupply
7/31/2019 10:48	0:01	SSA 3	0.0169	0.2400	Oversupply
7/31/2019 10:48	0:01	SSA 2	0.0249	0.8700	Oversupply
7/31/2019 10:49	0:01	SSA 3	0.0169	0.4570	Oversupply
7/31/2019 10:49	0:01	SSA 2	0.0249	0.9380	Oversupply
7/31/2019 10:49	0:01	SSA 3	0.0176	0.6050	Oversupply
7/31/2019 10:50	0:01	SSA 2	0.0239	1.3150	Oversupply
7/31/2019 10:50	0:01	SSA 3	0.0176	0.8410	Oversupply
7/31/2019 10:51	0:01	SSA 2	0.0249	1.2820	Oversupply
7/31/2019 10:51	0:01	SSA 3	0.0172	0.6430	Oversupply
7/31/2019 10:52	0:01	SSA 2	0.0249	1.0440	Oversupply
7/31/2019 10:52	0:01	SSA 3	0.0172	0.4590	Oversupply
7/31/2019 10:52	0:01	SSA 2	0.0249	1.0200	Oversupply
7/31/2019 10:52	0:01	SSA 3	0.0169	0.5970	Oversupply
7/31/2019 10:53	0:01	SSA 3	0.0172	0.6720	Oversupply
7/31/2019 10:53	0:01	SSA 2	0.0249	1.4650	Oversupply
7/31/2019 10:54	0:01	SSA 3	0.0176	1.0210	Oversupply
7/31/2019 10:54	0:01	SSA 2	0.0249	1.2170	Oversupply
7/31/2019 10:55	0:01	SSA 3	0.0176	0.7270	Oversupply
7/31/2019 10:55	0:01	SSA 2	0.0249	0.9900	Oversupply
7/31/2019 10:56	0:01	SSA 3	0.0172	1.1560	Oversupply
7/31/2019 10:56	0:01	SSA 2	0.0249	1.4700	Oversupply
7/31/2019 10:56	0:01	SSA 3	0.0176	1.3170	Oversupply
7/31/2019 10:57	0:01	SSA 2	0.0249	1.3170	Oversupply
7/31/2019 10:57	0:01	SSA 3	0.0172	0.8190	Oversupply
7/31/2019 10:58	0:01	SSA 2	0.0249	0.4970	Oversupply
7/31/2019 10:58	0:01	SSA 3	0.0172	0.4930	Oversupply
7/31/2019 10:58	0:01	SSA 2	0.0249	0.1860	Oversupply
7/31/2019 10:59	1:07	BS 250	Data is not available	Data is not available	Oversupply
7/31/2019 10:59	1:07	ESA	Data is not available	Data is not available	Oversupply
7/31/2019 10:59	1:07	ESB	Data is not available	Data is not available	Oversupply
7/31/2019 10:59	1:07	SSA 3	2.8688	0.6750	Oversupply
7/31/2019 10:59	1:07	SSA 2	2.8942	0.0180	Oversupply
7/31/2019 11:01	1:06	KWPll	7.47202452	19.21063995	Oversupply
7/31/2019 12:06	0:01	SSA 2	0.0260	0.0480	Oversupply
7/31/2019 12:06	0:01	SSA 3	0.0176	0.0130	Oversupply
7/31/2019 12:07	0:01	SSA 2	0.0260	0.1390	Oversupply
7/31/2019 12:07	0:01	SSA 3	0.0168	0.2310	Oversupply
7/31/2019 12:08	0:01	SSA 3	0.0176	0.4240	Oversupply
7/31/2019 12:08	0:01	SSA 2	0.0260	0.8340	Oversupply
7/31/2019 12:09	0:02	SSA 2	0.0519	1.2080	Oversupply
7/31/2019 12:34	0:01	SSA 2	0.0161	2.9030	Oversupply
7/31/2019 12:35	0:01	SSA 3	0.0152	2.7890	Oversupply
7/31/2019 12:35	0:01	SSA 2	0.0164	2.4940	Oversupply
7/31/2019 12:35	0:01	SSA 3	0.0152	2.3880	Oversupply
7/31/2019 12:36	0:01	SSA 2	0.0168	2.4870	Oversupply



Maui Curtailment Report

July 2019

Start Date and Time	Duration	IPP Curtailed	Estimated Curtailed MWH	Peak MW Curtailed	Reasons for Curtailment
7/31/2019 12:36	0:01	SSA 3	0.0145	2.3620	Oversupply
7/31/2019 12:37	0:01	SSA 2	0.0158	2.2540	Oversupply
7/31/2019 12:37	0:01	SSA 3	0.0152	2.1620	Oversupply
7/31/2019 12:38	0:01	SSA 2	0.0164	2.0060	Oversupply
7/31/2019 12:38	0:01	SSA 3	0.0152	1.8930	Oversupply
7/31/2019 12:38	0:01	SSA 3	0.0148	1.5700	Oversupply
7/31/2019 12:39	0:01	SSA 2	0.0168	1.5340	Oversupply
7/31/2019 12:39	0:01	SSA 3	0.0152	0.9690	Oversupply
7/31/2019 12:39	0:01	SSA 2	0.0158	1.0220	Oversupply
7/31/2019 12:40	0:01	SSA 3	0.0152	0.4970	Oversupply
7/31/2019 12:40	0:01	SSA 2	0.0164	0.3660	Oversupply
7/31/2019 12:41	0:01	SSA 3	0.0148	0.0690	Oversupply
7/31/2019 12:41	0:01	SSA 2	0.0158	0.0200	Oversupply
7/31/2019 12:42	0:01	SSA 3	0.0152	0.2210	Oversupply
7/31/2019 12:42	0:01	SSA 2	0.0164	0.3550	Oversupply
7/31/2019 12:42	0:01	SSA 3	0.0148	0.5030	Oversupply
7/31/2019 12:43	0:01	SSA 2	0.0164	0.4880	Oversupply
7/31/2019 12:43	0:01	SSA 3	0.0148	0.5270	Oversupply
7/31/2019 12:44	0:01	SSA 2	0.0158	0.4780	Oversupply
7/31/2019 12:44	0:01	SSA 3	0.0183	0.5610	Oversupply
7/31/2019 12:45	0:01	SSA 2	0.0322	0.9310	Oversupply
7/31/2019 12:45	0:01	SSA 3	0.0209	1.0470	Oversupply
7/31/2019 12:45	0:01	SSA 2	0.0316	1.3770	Oversupply
7/31/2019 12:45	0:01	SSA 3	0.0213	0.9490	Oversupply
7/31/2019 12:46	0:01	SSA 2	0.0328	1.3800	Oversupply
7/31/2019 12:46	0:01	SSA 3	0.0218	0.9110	Oversupply
7/31/2019 12:47	0:01	SSA 3	0.0218	1.2590	Oversupply
7/31/2019 12:47	0:01	SSA 2	0.0322	1.6160	Oversupply
7/31/2019 12:48	0:01	SSA 3	0.0209	1.0920	Oversupply
7/31/2019 12:48	0:01	SSA 2	0.0328	1.7200	Oversupply
7/31/2019 12:49	0:01	SSA 3	0.0218	0.8090	Oversupply
7/31/2019 12:49	0:01	SSA 2	0.0328	1.1380	Oversupply
7/31/2019 12:49	0:01	SSA 3	0.0218	0.3920	Oversupply
7/31/2019 12:50	0:01	SSA 2	0.0316	0.5120	Oversupply
7/31/2019 12:50	0:01	SSA 3	0.0213	0.2520	Oversupply
7/31/2019 12:50	0:02	SSA 2	0.0657	0.1580	Oversupply
7/31/2019 12:51	0:02	BS 250	Data is not available	Data is not available	Oversupply
7/31/2019 12:51	0:02	ESA	Data is not available	Data is not available	Oversupply
7/31/2019 12:51	0:02	ESB	Data is not available	Data is not available	Oversupply
7/31/2019 12:51	0:02	SSA 3	0.0436	0.0120	Oversupply
7/31/2019 12:52	0:01	SSA 2	0.0328	0.0050	Oversupply
7/31/2019 12:52	0:01	SSA 3	0.0213	0.0180	Oversupply
7/31/2019 12:53	0:01	SSA 2	0.0328	0.0090	Oversupply
7/31/2019 12:53	0:01	SSA 3	0.0218	0.0200	Oversupply
7/31/2019 12:54	0:01	SSA 2	0.0328	0.0690	Oversupply
7/31/2019 12:54	0:01	SSA 3	0.0218	0.0220	Oversupply
7/31/2019 12:55	0:01	BS 250	Data is not available	Data is not available	Oversupply
7/31/2019 12:55	0:01	ESA	Data is not available	Data is not available	Oversupply
7/31/2019 12:55	0:01	ESB	Data is not available	Data is not available	Oversupply
7/31/2019 12:55	0:01	SSA 3	0.0213	0.1050	Oversupply
7/31/2019 12:55	0:01	SSA 2	0.0328	0.0580	Oversupply
7/31/2019 12:56	0:01	SSA 3	0.0218	0.0320	Oversupply
7/31/2019 12:56	0:01	SSA 2	0.0328	0.0010	Oversupply
7/31/2019 12:56	0:01	SSA 3	0.0218	0.0520	Oversupply
7/31/2019 12:57	0:01	SSA 2	0.0328	0.0720	Oversupply
7/31/2019 12:57	0:01	SSA 3	0.0213	0.3300	Oversupply
7/31/2019 12:57	0:01	SSA 2	0.0328	0.4800	Oversupply
7/31/2019 12:58	0:01	SSA 3	0.0213	0.6580	Oversupply
7/31/2019 12:58	0:01	SSA 2	0.0328	0.7670	Oversupply
7/31/2019 12:59	0:01	SSA 3	0.0213	0.9510	Oversupply
7/31/2019 12:59	0:01	SSA 2	0.0368	0.7100	Oversupply
7/31/2019 12:59	0:01	SSA 3	0.0259	0.5340	Oversupply
7/31/2019 13:00	0:01	SSA 2	0.0397	0.4720	Oversupply
7/31/2019 13:00	0:01	SSA 3	0.0167	0.4150	Oversupply
7/31/2019 13:01	0:01	SSA 2	0.0397	0.2290	Oversupply
7/31/2019 13:01	0:01	SSA 3	0.0164	0.2150	Oversupply
7/31/2019 13:02	0:01	SSA 3	0.0164	0.1580	Oversupply
7/31/2019 13:02	0:01	SSA 2	0.0397	0.1660	Oversupply
7/31/2019 13:02	0:01	SSA 3	0.0167	0.0940	Oversupply
7/31/2019 13:03	0:01	SSA 2	0.0397	0.1260	Oversupply
7/31/2019 13:03	0:01	SSA 3	0.0164	0.0620	Oversupply
7/31/2019 13:03	0:01	SSA 2	0.0397	0.1230	Oversupply
7/31/2019 13:04	0:01	BS 250	Data is not available	Data is not available	Oversupply



Maui Curtailment Report

July 2019

Start Date and Time	Duration	IPP Curtailed	Estimated Curtailed MWH	Peak MW Curtailed	Reasons for Curtailment
7/31/2019 13:04	0:01	ESA	Data is not available	Data is not available	Oversupply
7/31/2019 13:04	0:01	ESB	Data is not available	Data is not available	Oversupply
7/31/2019 13:04	0:01	SSA 3	0.0167	0.0030	Oversupply
7/31/2019 13:04	0:01	SSA 2	0.0397	0.0090	Oversupply
7/31/2019 13:05	0:01	SSA 3	0.0167	0.1520	Oversupply
7/31/2019 13:05	0:01	SSA 2	0.0389	0.2810	Oversupply
7/31/2019 13:06	0:01	SSA 3	0.0167	0.1590	Oversupply
7/31/2019 13:06	0:01	SSA 2	0.0397	0.4190	Oversupply
7/31/2019 13:06	1:04	SSA 3	.1.9815	0.1100	Oversupply
7/31/2019 13:07	1:04	BS 250	Data is not available	Data is not available	Oversupply
7/31/2019 13:07	1:04	ESA	Data is not available	Data is not available	Oversupply
7/31/2019 13:07	1:04	ESB	Data is not available	Data is not available	Oversupply
7/31/2019 13:07	1:04	SSA 2	3.0080	0.0100	Oversupply
7/31/2019 13:09	1:02	KWPPII	4.418043359	19.21063995	Oversupply
7/31/2019 14:11	0:01	SSA 3	0.0363	0.0010	Oversupply
7/31/2019 14:11	0:01	SSA 2	0.0398	0.0670	Oversupply
7/31/2019 14:11	0:01	SSA 3	0.0363	0.0870	Oversupply
7/31/2019 14:12	0:01	SSA 2	0.0398	0.2860	Oversupply
7/31/2019 14:12	0:01	SSA 3	0.0355	0.1160	Oversupply
7/31/2019 14:13	0:01	SSA 2	0.0398	0.5630	Oversupply
7/31/2019 14:13	0:01	SSA 3	0.0363	0.2530	Oversupply
7/31/2019 14:14	0:01	SSA 2	0.0398	0.8180	Oversupply
7/31/2019 14:14	0:01	SSA 3	0.0363	0.4700	Oversupply
7/31/2019 14:14	0:01	SSA 3	0.0333	0.6800	Oversupply
7/31/2019 14:14	0:01	SSA 2	0.0372	0.8410	Oversupply
7/31/2019 14:15	0:01	SSA 3	0.0219	0.9870	Oversupply
7/31/2019 14:15	0:01	SSA 2	0.0370	1.0250	Oversupply
7/31/2019 14:16	0:01	SSA 3	0.0219	1.1540	Oversupply
7/31/2019 14:16	0:01	SSA 2	0.0370	1.0040	Oversupply
7/31/2019 14:17	0:01	SSA 3	0.0214	0.9570	Oversupply
7/31/2019 14:17	0:01	SSA 2	0.0370	1.2070	Oversupply
7/31/2019 14:18	0:01	SSA 3	0.0219	0.3920	Oversupply
7/31/2019 14:18	0:01	SSA 2	0.0370	0.5750	Oversupply
7/31/2019 14:18	0:01	SSA 3	0.0219	0.1290	Oversupply
7/31/2019 14:19	0:01	SSA 2	0.0370	0.3190	Oversupply
7/31/2019 14:19	0:01	SSA 3	0.0419	0.2070	Oversupply
7/31/2019 14:20	0:01	SSA 2	0.0370	0.0170	Oversupply
7/31/2019 14:21	0:01	SSA 2	0.0363	0.0400	Oversupply
7/31/2019 14:21	0:01	SSA 3	0.0214	0.0540	Oversupply
7/31/2019 14:21	0:01	SSA 2	0.0370	0.1190	Oversupply
7/31/2019 14:21	0:01	SSA 3	0.0219	0.1220	Oversupply
7/31/2019 14:22	0:01	SSA 3	0.0219	0.1360	Oversupply
7/31/2019 14:22	0:01	SSA 2	0.0370	0.1260	Oversupply
7/31/2019 14:23	0:01	SSA 2	0.0370	0.1510	Oversupply
7/31/2019 14:24	0:01	SSA 3	0.0219	0.1550	Oversupply
7/31/2019 14:24	0:01	SSA 2	0.0370	0.1160	Oversupply
7/31/2019 14:24	0:01	SSA 3	0.0219	0.1500	Oversupply
7/31/2019 14:25	0:01	SSA 2	0.0370	0.1440	Oversupply
7/31/2019 14:25	0:01	SSA 3	0.0214	0.1490	Oversupply
7/31/2019 14:26	0:06	BS 250	Data is not available	Data is not available	Oversupply
7/31/2019 14:26	0:06	ESA	Data is not available	Data is not available	Oversupply
7/31/2019 14:26	0:06	ESB	Data is not available	Data is not available	Oversupply
7/31/2019 14:26	0:04	SSA 2	0.1823	0.1740	Oversupply
7/31/2019 14:26	0:05	SSA 3	0.1425	0.0050	Oversupply
7/31/2019 14:28	0:04	KWPPII	0.068036366	19.21063995	Oversupply
7/31/2019 14:30	0:01	SSA 2	0.0276	-0.0030	Oversupply
7/31/2019 14:31	0:01	SSA 2	0.0276	0.0390	Oversupply
7/31/2019 14:31	0:01	SSA 3	0.0175	0.0110	Oversupply
7/31/2019 14:32	0:01	SSA 2	0.0276	0.0530	Oversupply
7/31/2019 14:32	0:01	SSA 3	0.0175	0.1870	Oversupply
7/31/2019 14:33	0:01	SSA 2	0.0276	0.0280	Oversupply
7/31/2019 14:33	0:01	SSA 3	0.0167	0.2570	Oversupply
7/31/2019 14:33	0:01	SSA 2	0.0276	0.2630	Oversupply
7/31/2019 14:34	0:01	SSA 3	0.0175	0.5530	Oversupply
7/31/2019 14:34	0:01	SSA 2	0.0276	0.4250	Oversupply
7/31/2019 14:35	0:01	SSA 3	0.0175	0.6360	Oversupply
7/31/2019 14:35	0:01	SSA 2	0.0266	0.7740	Oversupply
7/31/2019 14:35	0:01	SSA 3	0.0171	1.0740	Oversupply
7/31/2019 14:36	0:01	SSA 2	0.0276	0.9890	Oversupply
7/31/2019 14:36	0:01	SSA 3	0.0175	0.8630	Oversupply
7/31/2019 14:37	0:01	SSA 3	0.0175	0.6010	Oversupply
7/31/2019 14:37	0:01	SSA 2	0.0276	0.8700	Oversupply
7/31/2019 14:38	0:01	SSA 3	0.0167	0.5230	Oversupply



Maui Curtailment Report

July 2019

Start Date and Time	Duration	IPP Curtailed	Estimated Curtailed MWh	Peak MW Curtailed	Reasons for Curtailment
7/31/2019 14:38	0:01	SSA 2	0.0276	0.8690	Oversupply
7/31/2019 14:38	0:01	SSA 3	0.0171	0.4640	Oversupply
7/31/2019 14:39	0:01	SSA 2	0.0276	1.3400	Oversupply
7/31/2019 14:39	0:01	SSA 3	0.0175	0.4650	Oversupply
7/31/2019 14:40	0:01	SSA 2	0.0276	1.2430	Oversupply
7/31/2019 14:40	0:01	SSA 3	0.0171	0.3040	Oversupply
7/31/2019 14:40	0:01	SSA 2	0.0276	0.6990	Oversupply
7/31/2019 14:41	0:01	SSA 3	0.0167	0.1000	Oversupply
7/31/2019 14:41	0:01	SSA 2	0.0276	0.3500	Oversupply
7/31/2019 14:42	0:01	SSA 3	0.0171	0.1210	Oversupply
7/31/2019 14:42	0:01	SSA 2	0.0276	0.6880	Oversupply
7/31/2019 14:42	0:01	SSA 3	0.0179	0.3230	Oversupply
7/31/2019 14:43	0:01	SSA 2	0.0276	0.7570	Oversupply
7/31/2019 14:43	0:01	SSA 3	0.0167	0.5490	Oversupply
7/31/2019 14:44	0:01	SSA 3	0.0155	0.7600	Oversupply
7/31/2019 14:44	0:01	SSA 2	0.0213	1.3670	Oversupply
7/31/2019 14:45	0:01	SSA 3	-0.0002	0.8630	Oversupply
7/31/2019 14:45	0:01	SSA 2	0.0060	1.8470	Oversupply
7/31/2019 14:45	0:01	SSA 3	-0.0002	0.8610	Oversupply
7/31/2019 14:48	0:02	SSA 3	-0.0003	1.2350	Oversupply
7/31/2019 14:48	0:01	SSA 2	0.0060	2.1000	Oversupply
7/31/2019 14:49	0:01	SSA 2	0.0058	1.4240	Oversupply
7/31/2019 14:49	0:01	SSA 3	-0.0002	1.4160	Oversupply
7/31/2019 14:50	0:01	SSA 2	0.0060	1.6460	Oversupply
7/31/2019 14:50	0:01	SSA 3	-0.0002	1.7160	Oversupply
7/31/2019 14:51	0:01	SSA 3	-0.0002	1.9400	Oversupply
7/31/2019 14:51	0:01	SSA 2	0.0058	1.9250	Oversupply
7/31/2019 14:51	0:01	SSA 3	-0.0002	1.5390	Oversupply
Total Estimated Curtailed MWh			1,570.333		

Notes:

- Curtailment for Kaheawa Wind Power ("KWP"), Makila Hydroelectric ("MH"), AAAAA Rent-A-Space Maui LTD ("5A"), Bioreal Solar, LLC ("BS"), Auwahi Wind Energy ("AWE"), Kaheawa Wind Power II ("KWPII") Bioreal Solar 250, LLC ("BS250"), Extra Spaces A ("ESA"), Extra Spaces B ("ESB"), SSA Solar of Hawaii 3 ("SSA 3") fka South Maui Renewable Resources ("SMRR"), and SSA Solar of HI 2 ("SSA 2") fka Ku'ia Solar ("KS") may now be controlled by Maui Electric's Automatic Generation Control System ("AGC") or a Maui Electric operator-entered curtailment limit. The AGC curtailment control automatically calculates the amount of Maximum Allowable Variable Generation ("MAVG") that Maui Electric can accept into the Maui system, based on the system current available variable generation ("CAVG"), regulating reserve down requirement ("RRDR"), and available regulating reserve down ("ARRD"). Thus the AGC MAVG - calculated is equal to CAVG less (RRDR less ARRD). Additionally, the AGC curtailment control allows the Maui Electric operator to enter an AGC MAVG value. The AGC curtailment control will employ the lesser of the AGC MAVG - calculated and AGC MAVG - entered values in the control logic.
- Curtailment signals sent to 5A, BS, BS250, ESA, ESB, SSA 3 (fka SMRR), or SSA 2 (fka KS) during nighttime hours only are not recorded as curtailment events because no energy generation is possible during that time.
- The curtailment reasons have been modified to oversupply, system constraints, and facility requested, to provide continuity with HPUC Docket No. 2013-0141 Decoupling for HECO companies metrics.
- The data to calculate the Estimated Curtailed MWh and Peak MW Curtailed is not provided by 5A, BS, BS 250, ESA, ESB, and MH
- The MH facility was offline for the entire month of July. No curtailment events recorded.
- The Estimated Curtailed MWh and Peak MW Curtailed are calculated with information provided by AWE, KWP, KWPII, SSA 2 (fka KS) and SSA 3 (fka SMRR). Maui Electric does not make any representation as to its accuracy.



Lanai Curtailment Report

July 2019

Start Date and Time	Duration	IPP Curtailed	Estimated MWh Curtailed	Peak MW Curtailed	Reasons for Curtailment
7/1/2019 7:57	0:14	LSR	Data is not available	Data is not available	Oversupply
7/1/2019 8:14	0:09	LSR	Data is not available	Data is not available	Oversupply
7/1/2019 8:41	0:08	LSR	Data is not available	Data is not available	Oversupply
7/1/2019 9:56	0:02	LSR	Data is not available	Data is not available	Oversupply
7/1/2019 9:59	0:02	LSR	Data is not available	Data is not available	Oversupply
7/1/2019 10:03	0:37	LSR	Data is not available	Data is not available	Oversupply
7/1/2019 10:46	0:05	LSR	Data is not available	Data is not available	Oversupply
7/1/2019 10:52	0:02	LSR	Data is not available	Data is not available	Oversupply
7/1/2019 10:56	0:08	LSR	Data is not available	Data is not available	Oversupply
7/1/2019 11:08	0:01	LSR	Data is not available	Data is not available	Oversupply
7/1/2019 11:12	0:01	LSR	Data is not available	Data is not available	Oversupply
7/1/2019 11:19	0:01	LSR	Data is not available	Data is not available	Oversupply
7/1/2019 11:21	0:20	LSR	Data is not available	Data is not available	Oversupply
7/1/2019 11:42	0:07	LSR	Data is not available	Data is not available	Oversupply
7/1/2019 11:51	0:05	LSR	Data is not available	Data is not available	Oversupply
7/1/2019 12:00	0:01	LSR	Data is not available	Data is not available	Oversupply
7/1/2019 12:06	0:11	LSR	Data is not available	Data is not available	Oversupply
7/1/2019 12:18	0:04	LSR	Data is not available	Data is not available	Oversupply
7/1/2019 12:23	0:02	LSR	Data is not available	Data is not available	Oversupply
7/1/2019 12:26	0:05	LSR	Data is not available	Data is not available	Oversupply
7/1/2019 12:32	0:23	LSR	Data is not available	Data is not available	Oversupply
7/1/2019 12:56	0:14	LSR	Data is not available	Data is not available	Oversupply
7/1/2019 13:11	0:05	LSR	Data is not available	Data is not available	Oversupply
7/1/2019 13:24	0:16	LSR	Data is not available	Data is not available	Oversupply
7/1/2019 13:59	0:06	LSR	Data is not available	Data is not available	Oversupply
7/1/2019 14:14	0:04	LSR	Data is not available	Data is not available	Oversupply
7/1/2019 14:21	0:05	LSR	Data is not available	Data is not available	Oversupply
7/2/2019 7:55	0:13	LSR	Data is not available	Data is not available	Oversupply
7/2/2019 8:11	0:03	LSR	Data is not available	Data is not available	Oversupply
7/2/2019 8:15	1:38	LSR	Data is not available	Data is not available	Oversupply
7/2/2019 9:56	0:01	LSR	Data is not available	Data is not available	Oversupply
7/2/2019 9:59	0:03	LSR	Data is not available	Data is not available	Oversupply
7/2/2019 10:29	0:34	LSR	Data is not available	Data is not available	Oversupply
7/2/2019 11:04	0:04	LSR	Data is not available	Data is not available	Oversupply
7/2/2019 11:40	0:06	LSR	Data is not available	Data is not available	Oversupply
7/2/2019 11:57	0:11	LSR	Data is not available	Data is not available	Oversupply
7/2/2019 12:09	0:05	LSR	Data is not available	Data is not available	Oversupply
7/2/2019 13:03	0:03	LSR	Data is not available	Data is not available	Oversupply
7/2/2019 13:07	0:04	LSR	Data is not available	Data is not available	Oversupply
7/2/2019 13:12	0:02	LSR	Data is not available	Data is not available	Oversupply
7/2/2019 13:16	0:01	LSR	Data is not available	Data is not available	Oversupply
7/2/2019 13:28	0:16	LSR	Data is not available	Data is not available	Oversupply
7/2/2019 13:45	0:02	LSR	Data is not available	Data is not available	Oversupply
7/2/2019 13:48	0:03	LSR	Data is not available	Data is not available	Oversupply
7/2/2019 14:04	0:30	LSR	Data is not available	Data is not available	Oversupply
7/2/2019 14:54	0:12	LSR	Data is not available	Data is not available	Oversupply
7/2/2019 15:07	0:02	LSR	Data is not available	Data is not available	Oversupply
7/2/2019 15:11	0:02	LSR	Data is not available	Data is not available	Oversupply
7/2/2019 15:56	0:04	LSR	Data is not available	Data is not available	Oversupply
7/3/2019 8:46	0:02	LSR	Data is not available	Data is not available	Oversupply
7/3/2019 8:52	2:02	LSR	Data is not available	Data is not available	Oversupply
7/3/2019 10:55	0:27	LSR	Data is not available	Data is not available	Oversupply
7/3/2019 11:23	0:08	LSR	Data is not available	Data is not available	Oversupply
7/3/2019 11:32	0:16	LSR	Data is not available	Data is not available	Oversupply
7/3/2019 11:50	0:08	LSR	Data is not available	Data is not available	Oversupply
7/3/2019 11:59	0:18	LSR	Data is not available	Data is not available	Oversupply
7/3/2019 12:19	0:02	LSR	Data is not available	Data is not available	Oversupply
7/3/2019 12:30	0:01	LSR	Data is not available	Data is not available	Oversupply
7/3/2019 12:38	0:13	LSR	Data is not available	Data is not available	Oversupply
7/3/2019 12:52	0:14	LSR	Data is not available	Data is not available	Oversupply
7/3/2019 13:07	0:21	LSR	Data is not available	Data is not available	Oversupply
7/3/2019 14:05	0:02	LSR	Data is not available	Data is not available	Oversupply
7/3/2019 14:11	0:10	LSR	Data is not available	Data is not available	Oversupply
7/3/2019 14:25	0:05	LSR	Data is not available	Data is not available	Oversupply
7/3/2019 14:49	0:06	LSR	Data is not available	Data is not available	Oversupply
7/4/2019 8:39	0:01	LSR	Data is not available	Data is not available	Oversupply
7/4/2019 8:43	0:35	LSR	Data is not available	Data is not available	Oversupply
7/4/2019 9:20	0:13	LSR	Data is not available	Data is not available	Oversupply
7/4/2019 9:38	0:01	LSR	Data is not available	Data is not available	Oversupply
7/4/2019 9:40	0:01	LSR	Data is not available	Data is not available	Oversupply
7/4/2019 11:07	0:03	LSR	Data is not available	Data is not available	Oversupply
7/4/2019 12:02	0:14	LSR	Data is not available	Data is not available	Oversupply
7/4/2019 14:21	0:02	LSR	Data is not available	Data is not available	Oversupply
7/4/2019 16:37	0:05	LSR	Data is not available	Data is not available	Oversupply
7/4/2019 16:47	0:01	LSR	Data is not available	Data is not available	Oversupply
7/4/2019 16:50	0:01	LSR	Data is not available	Data is not available	Oversupply
7/4/2019 16:54	0:02	LSR	Data is not available	Data is not available	Oversupply
7/4/2019 16:59	0:02	LSR	Data is not available	Data is not available	Oversupply
7/4/2019 17:21	0:03	LSR	Data is not available	Data is not available	Oversupply



Lanai Curtailment Report

July 2019

Start Date and Time	Duration	IPP Curtailed	Estimated MWh Curtailed	Peak MW Curtailed	Reasons for Curtailment
7/4/2019 17:37	0:02	LSR	Data is not available	Data is not available	Oversupply
7/4/2019 17:40	0:05	LSR	Data is not available	Data is not available	Oversupply
7/4/2019 18:09	0:02	LSR	Data is not available	Data is not available	Oversupply
7/4/2019 18:16	0:05	LSR	Data is not available	Data is not available	Oversupply
7/4/2019 18:26	0:02	LSR	Data is not available	Data is not available	Oversupply
7/4/2019 18:30	0:05	LSR	Data is not available	Data is not available	Oversupply
7/5/2019 6:32	0:28	LSR	Data is not available	Data is not available	Oversupply
7/5/2019 7:42	0:01	LSR	Data is not available	Data is not available	Oversupply
7/5/2019 7:46	0:01	LSR	Data is not available	Data is not available	Oversupply
7/5/2019 7:48	0:01	LSR	Data is not available	Data is not available	Oversupply
7/5/2019 7:50	1:03	LSR	Data is not available	Data is not available	Oversupply
7/5/2019 9:19	0:02	LSR	Data is not available	Data is not available	Oversupply
7/5/2019 9:25	0:13	LSR	Data is not available	Data is not available	Oversupply
7/5/2019 9:55	0:06	LSR	Data is not available	Data is not available	Oversupply
7/5/2019 10:02	0:02	LSR	Data is not available	Data is not available	Oversupply
7/5/2019 10:10	0:17	LSR	Data is not available	Data is not available	Oversupply
7/5/2019 10:30	0:01	LSR	Data is not available	Data is not available	Oversupply
7/5/2019 10:32	0:09	LSR	Data is not available	Data is not available	Oversupply
7/5/2019 10:44	0:04	LSR	Data is not available	Data is not available	Oversupply
7/5/2019 10:49	0:02	LSR	Data is not available	Data is not available	Oversupply
7/5/2019 10:53	0:19	LSR	Data is not available	Data is not available	Oversupply
7/5/2019 11:15	0:10	LSR	Data is not available	Data is not available	Oversupply
7/5/2019 11:26	0:19	LSR	Data is not available	Data is not available	Oversupply
7/5/2019 13:24	0:01	LSR	Data is not available	Data is not available	Oversupply
7/5/2019 15:43	0:02	LSR	Data is not available	Data is not available	Oversupply
7/5/2019 15:58	0:02	LSR	Data is not available	Data is not available	Oversupply
7/6/2019 8:38	0:01	LSR	Data is not available	Data is not available	Oversupply
7/6/2019 8:40	0:01	LSR	Data is not available	Data is not available	Oversupply
7/6/2019 8:48	0:05	LSR	Data is not available	Data is not available	Oversupply
7/6/2019 8:54	0:09	LSR	Data is not available	Data is not available	Oversupply
7/6/2019 9:21	0:04	LSR	Data is not available	Data is not available	Oversupply
7/6/2019 9:29	0:01	LSR	Data is not available	Data is not available	Oversupply
7/6/2019 9:31	0:13	LSR	Data is not available	Data is not available	Oversupply
7/6/2019 9:45	0:01	LSR	Data is not available	Data is not available	Oversupply
7/6/2019 10:43	0:02	LSR	Data is not available	Data is not available	Oversupply
7/6/2019 10:47	0:02	LSR	Data is not available	Data is not available	Oversupply
7/6/2019 10:51	0:01	LSR	Data is not available	Data is not available	Oversupply
7/6/2019 11:18	0:01	LSR	Data is not available	Data is not available	Oversupply
7/6/2019 11:28	0:04	LSR	Data is not available	Data is not available	Oversupply
7/6/2019 11:34	0:03	LSR	Data is not available	Data is not available	Oversupply
7/6/2019 11:38	0:02	LSR	Data is not available	Data is not available	Oversupply
7/6/2019 11:45	0:05	LSR	Data is not available	Data is not available	Oversupply
7/6/2019 12:09	2:27	LSR	Data is not available	Data is not available	Oversupply
7/6/2019 14:37	0:07	LSR	Data is not available	Data is not available	Oversupply
7/6/2019 17:14	0:03	LSR	Data is not available	Data is not available	Oversupply
7/6/2019 17:19	0:46	LSR	Data is not available	Data is not available	Oversupply
7/7/2019 6:34	0:06	LSR	Data is not available	Data is not available	Oversupply
7/7/2019 9:04	0:07	LSR	Data is not available	Data is not available	Oversupply
7/7/2019 9:12	2:14	LSR	Data is not available	Data is not available	Oversupply
7/7/2019 11:28	0:08	LSR	Data is not available	Data is not available	Oversupply
7/7/2019 11:41	0:08	LSR	Data is not available	Data is not available	Oversupply
7/7/2019 11:55	0:03	LSR	Data is not available	Data is not available	Oversupply
7/7/2019 12:30	0:01	LSR	Data is not available	Data is not available	Oversupply
7/7/2019 12:33	0:01	LSR	Data is not available	Data is not available	Oversupply
7/7/2019 12:35	0:08	LSR	Data is not available	Data is not available	Oversupply
7/7/2019 12:45	0:02	LSR	Data is not available	Data is not available	Oversupply
7/7/2019 12:48	0:04	LSR	Data is not available	Data is not available	Oversupply
7/7/2019 12:56	0:01	LSR	Data is not available	Data is not available	Oversupply
7/7/2019 12:58	0:02	LSR	Data is not available	Data is not available	Oversupply
7/7/2019 13:02	0:01	LSR	Data is not available	Data is not available	Oversupply
7/7/2019 13:04	0:12	LSR	Data is not available	Data is not available	Oversupply
7/7/2019 13:17	0:03	LSR	Data is not available	Data is not available	Oversupply
7/7/2019 13:21	0:11	LSR	Data is not available	Data is not available	Oversupply
7/7/2019 13:35	0:01	LSR	Data is not available	Data is not available	Oversupply
7/7/2019 13:37	0:06	LSR	Data is not available	Data is not available	Oversupply
7/7/2019 13:52	0:01	LSR	Data is not available	Data is not available	Oversupply
7/7/2019 13:55	0:02	LSR	Data is not available	Data is not available	Oversupply
7/7/2019 14:11	0:01	LSR	Data is not available	Data is not available	Oversupply
7/7/2019 14:47	0:01	LSR	Data is not available	Data is not available	Oversupply
7/7/2019 16:12	0:14	LSR	Data is not available	Data is not available	Oversupply
7/7/2019 17:28	0:01	LSR	Data is not available	Data is not available	Oversupply
7/7/2019 17:40	0:04	LSR	Data is not available	Data is not available	Oversupply
7/7/2019 17:46	0:06	LSR	Data is not available	Data is not available	Oversupply
7/7/2019 18:18	0:02	LSR	Data is not available	Data is not available	Oversupply
7/8/2019 7:01	0:12	LSR	Data is not available	Data is not available	Oversupply
7/8/2019 7:15	0:02	LSR	Data is not available	Data is not available	Oversupply
7/8/2019 7:22	0:01	LSR	Data is not available	Data is not available	Oversupply
7/8/2019 7:28	0:01	LSR	Data is not available	Data is not available	Oversupply
7/8/2019 7:34	0:01	LSR	Data is not available	Data is not available	Oversupply



Lanai Curtailment Report

July 2019

Start Date and Time	Duration	IPP Curtailed	Estimated MWh Curtailed	Peak MW Curtailed	Reasons for Curtailment
7/8/2019 7:41	0:01	LSR	Data is not available	Data is not available	Oversupply
7/8/2019 7:43	0:01	LSR	Data is not available	Data is not available	Oversupply
7/8/2019 7:47	0:05	LSR	Data is not available	Data is not available	Oversupply
7/8/2019 7:58	0:01	LSR	Data is not available	Data is not available	Oversupply
7/8/2019 8:02	0:01	LSR	Data is not available	Data is not available	Oversupply
7/8/2019 8:04	0:01	LSR	Data is not available	Data is not available	Oversupply
7/8/2019 8:11	0:02	LSR	Data is not available	Data is not available	Oversupply
7/8/2019 8:15	0:02	LSR	Data is not available	Data is not available	Oversupply
7/8/2019 8:19	0:05	LSR	Data is not available	Data is not available	Oversupply
7/8/2019 8:28	0:01	LSR	Data is not available	Data is not available	Oversupply
7/8/2019 8:31	0:01	LSR	Data is not available	Data is not available	Oversupply
7/8/2019 8:37	0:01	LSR	Data is not available	Data is not available	Oversupply
7/8/2019 8:39	0:07	LSR	Data is not available	Data is not available	Oversupply
7/8/2019 8:49	0:01	LSR	Data is not available	Data is not available	Oversupply
7/8/2019 8:51	0:01	LSR	Data is not available	Data is not available	Oversupply
7/8/2019 8:53	0:03	LSR	Data is not available	Data is not available	Oversupply
7/8/2019 9:04	0:01	LSR	Data is not available	Data is not available	Oversupply
7/8/2019 9:07	0:02	LSR	Data is not available	Data is not available	Oversupply
7/8/2019 9:10	0:26	LSR	Data is not available	Data is not available	Oversupply
7/8/2019 9:39	0:03	LSR	Data is not available	Data is not available	Oversupply
7/8/2019 9:44	0:01	LSR	Data is not available	Data is not available	Oversupply
7/8/2019 9:49	0:05	LSR	Data is not available	Data is not available	Oversupply
7/8/2019 9:57	0:21	LSR	Data is not available	Data is not available	Oversupply
7/8/2019 10:22	0:06	LSR	Data is not available	Data is not available	Oversupply
7/8/2019 10:31	0:50	LSR	Data is not available	Data is not available	Oversupply
7/8/2019 11:22	0:08	LSR	Data is not available	Data is not available	Oversupply
7/8/2019 11:31	0:01	LSR	Data is not available	Data is not available	Oversupply
7/8/2019 11:33	0:01	LSR	Data is not available	Data is not available	Oversupply
7/8/2019 11:35	0:15	LSR	Data is not available	Data is not available	Oversupply
7/8/2019 12:29	0:01	LSR	Data is not available	Data is not available	Oversupply
7/8/2019 14:56	0:01	LSR	Data is not available	Data is not available	Oversupply
7/8/2019 17:09	0:20	LSR	Data is not available	Data is not available	Oversupply
7/8/2019 17:40	0:08	LSR	Data is not available	Data is not available	Oversupply
7/9/2019 7:17	0:01	LSR	Data is not available	Data is not available	Oversupply
7/9/2019 7:48	0:05	LSR	Data is not available	Data is not available	Oversupply
7/9/2019 8:32	0:16	LSR	Data is not available	Data is not available	Oversupply
7/9/2019 8:50	0:03	LSR	Data is not available	Data is not available	Oversupply
7/9/2019 9:16	0:02	LSR	Data is not available	Data is not available	Oversupply
7/9/2019 9:22	0:02	LSR	Data is not available	Data is not available	Oversupply
7/9/2019 9:26	0:12	LSR	Data is not available	Data is not available	Oversupply
7/9/2019 9:50	0:14	LSR	Data is not available	Data is not available	Oversupply
7/9/2019 10:07	0:11	LSR	Data is not available	Data is not available	Oversupply
7/9/2019 10:24	0:09	LSR	Data is not available	Data is not available	Oversupply
7/9/2019 10:40	0:06	LSR	Data is not available	Data is not available	Oversupply
7/9/2019 10:47	0:03	LSR	Data is not available	Data is not available	Oversupply
7/9/2019 10:51	0:01	LSR	Data is not available	Data is not available	Oversupply
7/9/2019 11:30	0:04	LSR	Data is not available	Data is not available	Oversupply
7/9/2019 11:52	0:01	LSR	Data is not available	Data is not available	Oversupply
7/9/2019 12:26	0:05	LSR	Data is not available	Data is not available	Oversupply
7/9/2019 12:41	0:02	LSR	Data is not available	Data is not available	Oversupply
7/9/2019 14:05	1:29	LSR	Data is not available	Data is not available	Oversupply
7/9/2019 16:36	0:03	LSR	Data is not available	Data is not available	Oversupply
7/9/2019 16:43	0:01	LSR	Data is not available	Data is not available	Oversupply
7/9/2019 16:53	0:04	LSR	Data is not available	Data is not available	Oversupply
7/10/2019 8:32	0:05	LSR	Data is not available	Data is not available	Oversupply
7/10/2019 8:43	0:08	LSR	Data is not available	Data is not available	Oversupply
7/10/2019 8:58	0:13	LSR	Data is not available	Data is not available	Oversupply
7/10/2019 9:14	0:12	LSR	Data is not available	Data is not available	Oversupply
7/10/2019 9:45	0:06	LSR	Data is not available	Data is not available	Oversupply
7/10/2019 11:03	0:14	LSR	Data is not available	Data is not available	Oversupply
7/10/2019 11:21	0:03	LSR	Data is not available	Data is not available	Oversupply
7/10/2019 11:42	0:04	LSR	Data is not available	Data is not available	Oversupply
7/10/2019 11:55	0:20	LSR	Data is not available	Data is not available	Oversupply
7/10/2019 12:21	0:18	LSR	Data is not available	Data is not available	Oversupply
7/10/2019 12:42	0:03	LSR	Data is not available	Data is not available	Oversupply
7/10/2019 12:46	0:03	LSR	Data is not available	Data is not available	Oversupply
7/10/2019 12:56	0:01	LSR	Data is not available	Data is not available	Oversupply
7/10/2019 12:59	0:02	LSR	Data is not available	Data is not available	Oversupply
7/10/2019 13:04	0:40	LSR	Data is not available	Data is not available	Oversupply
7/10/2019 13:45	0:14	LSR	Data is not available	Data is not available	Oversupply
7/10/2019 14:00	0:17	LSR	Data is not available	Data is not available	Oversupply
7/10/2019 14:20	0:31	LSR	Data is not available	Data is not available	Oversupply
7/10/2019 15:30	0:08	LSR	Data is not available	Data is not available	Oversupply
7/10/2019 17:06	0:16	LSR	Data is not available	Data is not available	Oversupply
7/11/2019 7:42	0:44	LSR	Data is not available	Data is not available	Oversupply
7/11/2019 8:34	1:27	LSR	Data is not available	Data is not available	Oversupply
7/11/2019 10:07	0:11	LSR	Data is not available	Data is not available	Oversupply
7/11/2019 10:19	0:07	LSR	Data is not available	Data is not available	Oversupply
7/11/2019 10:30	1:13	LSR	Data is not available	Data is not available	Oversupply



Lanai Curtailment Report

July 2019

Start Date and Time	Duration	IPP Curtailed	Estimated MWh Curtailed	Peak MW Curtailed	Reasons for Curtailment
7/11/2019 11:44	0:02	LSR	Data is not available	Data is not available	Oversupply
7/11/2019 14:37	0:56	LSR	Data is not available	Data is not available	Oversupply
7/11/2019 16:15	0:01	LSR	Data is not available	Data is not available	Oversupply
7/11/2019 16:17	0:01	LSR	Data is not available	Data is not available	Oversupply
7/12/2019 10:15	0:16	LSR	Data is not available	Data is not available	Oversupply
7/12/2019 11:07	0:03	LSR	Data is not available	Data is not available	Oversupply
7/12/2019 11:19	0:03	LSR	Data is not available	Data is not available	Oversupply
7/12/2019 11:23	0:02	LSR	Data is not available	Data is not available	Oversupply
7/12/2019 11:34	0:01	LSR	Data is not available	Data is not available	Oversupply
7/12/2019 11:38	0:12	LSR	Data is not available	Data is not available	Oversupply
7/13/2019 7:41	0:03	LSR	Data is not available	Data is not available	Oversupply
7/13/2019 7:45	0:19	LSR	Data is not available	Data is not available	Oversupply
7/13/2019 8:07	0:16	LSR	Data is not available	Data is not available	Oversupply
7/15/2019 6:22	2:10	LSR	Data is not available	Data is not available	Oversupply
7/15/2019 8:46	1:30	LSR	Data is not available	Data is not available	Oversupply
7/15/2019 10:18	0:42	LSR	Data is not available	Data is not available	Oversupply
7/15/2019 15:07	0:05	LSR	Data is not available	Data is not available	Oversupply
7/15/2019 15:30	0:17	LSR	Data is not available	Data is not available	Oversupply
7/15/2019 15:50	0:04	LSR	Data is not available	Data is not available	Oversupply
7/15/2019 15:55	0:02	LSR	Data is not available	Data is not available	Oversupply
7/15/2019 15:59	0:01	LSR	Data is not available	Data is not available	Oversupply
7/15/2019 16:09	0:01	LSR	Data is not available	Data is not available	Oversupply
7/15/2019 16:11	0:14	LSR	Data is not available	Data is not available	Oversupply
7/15/2019 16:29	0:04	LSR	Data is not available	Data is not available	Oversupply
7/15/2019 16:41	1:22	LSR	Data is not available	Data is not available	Oversupply
7/16/2019 8:20	5:54	LSR	Data is not available	Data is not available	Oversupply
7/16/2019 14:15	0:10	LSR	Data is not available	Data is not available	Oversupply
7/16/2019 14:27	0:06	LSR	Data is not available	Data is not available	Oversupply
7/16/2019 14:52	0:06	LSR	Data is not available	Data is not available	Oversupply
7/16/2019 15:04	0:10	LSR	Data is not available	Data is not available	Oversupply
7/16/2019 15:33	0:10	LSR	Data is not available	Data is not available	Oversupply
7/16/2019 15:50	1:23	LSR	Data is not available	Data is not available	Oversupply
7/16/2019 17:14	0:03	LSR	Data is not available	Data is not available	Oversupply
7/19/2019 9:03	0:02	LSR	Data is not available	Data is not available	Oversupply

Notes:

On June 27, 2012, Maui Electric notified LSR that although LSR has not operated in compliance with the revised ramp rate of 360 kW/minute, Maui Electric would conditionally allow LSR to operate at the allowed capacity of 1.2 MW while the Maui Electric-Lanai Diesel Operator was in the control room.

LSR possible output data is not available. Therefore, Maui Electric assumes LSR is curtailed if the LSR curtailment set point is less than 1,200 kW and LSR's output is within 50 kW of the curtailment set point.

The curtailment reasons have been modified to oversupply, system constraints, and facility requested, to provide continuity with HPUC Docket No. 2013-0141 Decoupling for HECO companies metrics.

Hawai'i Electric Light Company Curtailment Report July 2019

Start Date/Time	MW output prior to start of curtailment	End Date/Time	MW output after curtailment released ¹	IPP	Reason for Curtailment
07/01/19 07:25	19.8 MW	07/01/19 14:27	9.2 MW	Pakini Nui Windfarm	Facility requested
07/01/19 09:52	7.1 MW	07/01/19 22:27	2.6 MW	Hawi Renewable Dev	System constraint
07/02/19 08:21	5.2 MW	07/02/19 18:52	4.9 MW	Hawi Renewable Dev	System constraint
07/04/19 10:27	4.9 MW	07/04/19 15:56	4.4 MW	Hawi Renewable Dev	System constraint
07/06/19 08:23	4.4 MW	07/06/19 16:30	4.8 MW	Hawi Renewable Dev	System constraint
07/07/19 02:30	7.2 MW	07/07/19 05:39	2.8 MW	Hawi Renewable Dev	System constraint
07/07/19 10:23	7.1 MW	07/07/19 14:51	7.3 MW	Hawi Renewable Dev	System constraint
07/07/19 14:58	8.8 MW	07/07/19 14:59	8.8 MW	Hawi Renewable Dev	System constraint
07/08/19 10:03	18.3 MW	07/08/19 13:16	17.8 MW	Pakini Nui Windfarm	Facility requested
07/18/19 11:21	19.0 MW	07/18/19 13:40	19.0 MW	Pakini Nui Windfarm	Facility requested
07/26/19 04:12	19.9 MW	07/26/19 07:33	9.4 MW	Pakini Nui Windfarm	System constraint
07/26/19 12:13	18.7 MW	07/26/19 12:34	12.1 MW	Pakini Nui Windfarm	System constraint
07/31/19 13:20	18.7 MW	07/31/19 15:31	17.2 MW	Pakini Nui Windfarm	Facility requested

¹ The MW output values are taken soon after curtailment is released by Hawai'i Electric Light and may not reflect their full output depending on ramp rate for the facility. The wind farms generally return immediately to full available levels, whereas PGV and Wailuku may take longer to return to scheduled or full available output levels.

SERVICE LIST
(Docket No. 2011-0206)

DEAN NISHINA EXECUTIVE DIRECTOR DEPARTMENT OF COMMERCE AND CONSUMER AFFAIRS DIVISION OF CONSUMER ADVOCACY P.O. Box 541 Honolulu, HI 96809	2 Copies Via Hand Delivery
GREGG J. KINKLEY, ESQ. DEPARTMENT OF THE ATTORNEY GENERAL 425 Queen Street Honolulu, Hawaii 96813 Counsel for DBEDT	1 Copy Electronically Transmitted
DANIEL W.S. LAWRENCE, ESQ. DEPARTMENT OF THE CORPORATION COUNSEL CITY AND COUNTY OF HONOLULU 530 S. King Street, Room 110 Honolulu, HI 96813 Counsel for the CITY AND COUNTY OF HONOLULU	1 Copy Electronically Transmitted
JOSEPH K. KAMELAMELA ANGELIC M. HO DEPARTMENT OF THE CORPORATION COUNSEL COUNTY OF HAWAII 101 Aupuni Street, Suite 325 Hilo, HI 96720 Counsel for the COUNTY OF HAWAII	1 Copy Electronically Transmitted
HENRY Q CURTIS VICE PRESIDENT FOR CONSUMER ISSUES LIFE OF THE LAND P.O. Box 37158 Honolulu, HI 96837-0158	1 Copy Electronically Transmitted
MELISSA MIYASHIRO (9360) CHIEF OF STAFF BLUE PLANET FOUNDATION 55 Merchant Street, 17th Floor Honolulu, HI 96813	1 Copy Electronically Transmitted

SERVICE LIST
(Docket No. 2011-0206)

ISAAC MORIWAKE, ESQ.
DAVID HENKIN, ESQ.
EARTHJUSTICE
850 Richards Street, Suite 400
Honolulu, HI 96813-4501
Counsel for HAWAII SOLAR ENERGY ASSOCIATION

1 Copy
Electronically Transmitted

RICK REED
DIRECTOR
HAWAII SOLAR ENERGY ASSOCIATION
761 Ahua Street
Honolulu, HI 96819

1 Copy
Electronically Transmitted

KENT D. MORIHARA, ESQ.
KRIS N. NAKAGAWA, ESQ.
LAUREN M. IMADA-LEE, ESQ.
TANYA M. FERNANDES, ESQ.
MoriHara Lau & Fong LLP
841 Bishop Street, Suite 400
Honolulu, Hawaii 96813
Counsel for KAUAI ISLAND UTILITY COOPERATIVE

1 Copy
Electronically Transmitted

ERIK W. KVAM
CHIEF EXECUTIVE OFFICER
ZERO EMISSIONS LEASING LLC
4188-4 Keanu Street
Honolulu, HI 96816

1 Copy
Electronically Transmitted

SANDRA-ANN Y.H. WONG, ESQ.
ATTORNEY AT LAW, A LAW CORPORATION
1050 Bishop Street, #514
Honolulu, HI 96813
Counsel for TAWHIRI POWER LLC

1 Copy
Electronically Transmitted

RILEY SAITO
73-1294 Awakea Street
Kailua-Kona, HI 96740
For SOLAR ENERGY INDUSTRIES ASSOCIATION

1 Copy
Electronically Transmitted

DEAN T. YAMAMOTO, ESQ.
YAMAMOTO & SETTLE
1100 Alakea Street, Suite 3100
Honolulu, HI 96813
Counsel for CASTLE & COOKE HOMES HAWAII, INC.,
CASTLE & COOKE RESORTS, LLC and
LANAI SUSTAINABILITY RESEARCH, LLC

1 Copy
Electronically Transmitted

SERVICE LIST
(Docket No. 2011-0206)

MICHAEL J. HOPPER, ESQ.
DEPUTY CORPORATION COUNSEL
DEPARTMENT OF THE CORPORATION COUNSEL
COUNTY OF MAUI
200 S. High Street
Wailuku, HI 96793
Counsel for the COUNTY OF MAUI

1 Copy
Electronically Transmitted

CURTIS SEYMOUR
SENIOR MANAGER, GOVERNMENT AFFAIRS
SUN EDISON LLC
600 Clipper Drive
Belmont, CA 94002

1 Copy
Electronically Transmitted

MONA W. CLARK, ESQ.
OFFICE OF THE COUNTY ATTORNEY
COUNTY OF KAUAI
4444 Rice Street, Suite 200
Lihue, HI 96766-1300

1 Copy
Electronically Transmitted

BRADLEY ALBERT
PRESIDENT
HAWAII PV COALITION
P.O. Box 81501
Haiku, HI 96708

1 Copy
Electronically Transmitted

HILTON H. UNEMORI
ECM, INC.
130 N. Market Street
Wailuku, HI 96793-1716
For SOUTH MAUI RENEWABLE RESOURCES, LLC

1 Copy
Electronically Transmitted

SKY STANFIELD
SHUTE, MIHALY & WEINBERGER LLP
396 Hayes Street
San Francisco, CA 94102
For the INTERSTATE RENEWABLE ENERGY COUNCIL

1 Copy
Electronically Transmitted

PETE COOPER
SOLARCITY CORPORATION
REGIONAL DIRECTOR, HAWAII
599 Kahelu Street
Mililani, HI 96789

1 Copy
Electronically Transmitted

SERVICE LIST
(Docket No. 2011-0206)

ALISON SILVERSTEIN
19213 Luedtke Lane
Pflugerville, TX 78660

1 Copy
Electronically Transmitted

BRENDAN KIRBY
12011 SW Pineapple Court
Palm City, FL 34990

1 Copy
Electronically Transmitted