



November 25, 2019

FILED

2019 NOV 25 P 4: 05

PUBLIC UTILITIES
COMMISSION

The Honorable Chair and Members
of the Hawai'i Public Utilities Commission
Kekuanaoa Building, 1st Floor
465 South King Street
Honolulu, Hawai'i 96813

Dear Commissioners:

Subject: Docket No. 2011-0206
Reliability Standards Working Group
Monthly Report

In accordance with Ordering Paragraph 3 of Order No. 30371, filed May 4, 2012 in the subject proceeding, enclosed as Exhibit A is the Hawaiian Electric Companies'¹ monthly report for October 2019 on: (1) system frequency control performance during month; (2) significant system events during month; and (3) curtailment of non-dispatchable renewable resources.

An electronic copy of each report is also included with this filing, as the files are voluminous, and therefore are being provided on a compact disc ("CD") to both the Commission and the Consumer Advocate. Any party to this proceeding may obtain a copy of this CD by emailing Marisa Chun at marisa.chun@hawaiianelectric.com.

Sincerely,

Kevin M. Katsura
Director
Regulatory Non-Rate Proceedings

Enclosure

c: Service List

¹ Hawaiian Electric Company, Inc., Hawai'i Electric Light Company, Inc., and Maui Electric Company, Limited are collectively referred to as the "Hawaiian Electric Companies" or "Companies."

The Commission's Order No. 30371 (Docket No 2011-0206 – Relating To Various Matters in RSWG Process), filed May 4, 2012, ordered the following information for each island grid:

- (1) System frequency control performance during month:
 - a) Frequency duration plot based on the highest resolution SCADA data available for the month detailing how many seconds each power system operated at frequencies above 60 hertz and at frequencies below 60 Hz.
 - b) Tabulation of the number, magnitude and duration of frequency excursions (high and low) outside normal frequency control range (59.95 to 60.05 Hz).

The following provides information with respect to items 1a) through 1b) – (all statements are current as of the month ending October 31, 2019):

1a) Frequency duration plot based on the highest resolution SCADA data available for the month detailing how many seconds each power system operated at frequencies above 60 hertz and at frequencies below 60 Hz:

The frequency duration plots for Hawaiian Electric, Maui Electric (Maui Division) and Hawai'i Electric Light based on two-second data are provided in Attachment 1, and the enclosed Excel files. Refer to the electronic files for the individual data points because the information is voluminous and does not translate well to a hard copy.

1b) Tabulation of the number, magnitude and duration of frequency excursions (high and low) outside normal frequency control range (59.95 to 60.05 Hz):

Tabulation of the number, magnitude and duration of frequency excursions outside of the frequency range of 59.95 Hz to 60.05 Hz for Hawaiian Electric, Maui Electric (Maui Division) and Hawai'i Electric Light are provided in Attachment 2, and the enclosed Excel files. Refer to the electronic files for the individual data points because the information is voluminous and does not translate well to a hard copy.

- (2) Significant system events during month:
 - a) Tabulation of contingency reserve activations including date and time, MW magnitude, duration, and triggering event.
 - b) Tabulation of under frequency load shed activations including date and time, triggering frequency, MW magnitude, duration, and triggering event.
 - c) Tabulation of demand response activations for system events, including date and time, MW magnitude, duration, and triggering event, (excluding demand response utilization for unit commitment deferral or system operations economics.)

The following provides information with respect to items 2a) through 2c) – (all statements are current as of the month ending October 31, 2019):

2a) Tabulation of contingency reserve activations including date and time, MW magnitude, duration, and triggering event:

Hawaiian Electric's contingency reserve activations are provided in Attachment 3. Maui Electric and Hawai'i Electric Light do not operate with contingency reserve requirements.

2b) Tabulation of under frequency load shed activations including date and time, triggering frequency, MW magnitude, duration, and triggering event:

Hawai'i Electric Light's and Maui Electric's under frequency load shed activations are provided in Attachment 4. Hawaiian Electric did not have any under frequency load shed activations in the month of October.

2c) Tabulation of demand response activations for system events, including date and time, MW magnitude, duration, and triggering event, (excluding demand response utilization for unit commitment deferral or system operations economics.)

Hawaiian Electric's demand response activations for system events are provided in Attachment 5. Hawai'i Electric Light currently does not have a demand response program. Maui Electric has implemented the Fast Demand Response pilot program on a limited basis. Hawai'i Electric Light plans to use the findings of Maui Electric's pilot program to help in the evaluation and development of future demand response programs. Maui Electric executes a weekly testing protocol which measures customer participation. This program is not currently used in response to actual system events. Therefore, Attachment 5 is not being provided for this reporting period.

- (3) Curtailment of non-dispatchable renewable resources:
- (a) Tabulation of each curtailment event for each resource including the starting date and time, duration, megawatt hours curtailed, peak MW curtailed, and reason for curtailment.
 - (b) Total MWh of non-dispatchable renewable resources curtailed for the month.

The following provides information with respect to items 3a) through 3b) – (all statements are current as of the month ending October 31, 2019):

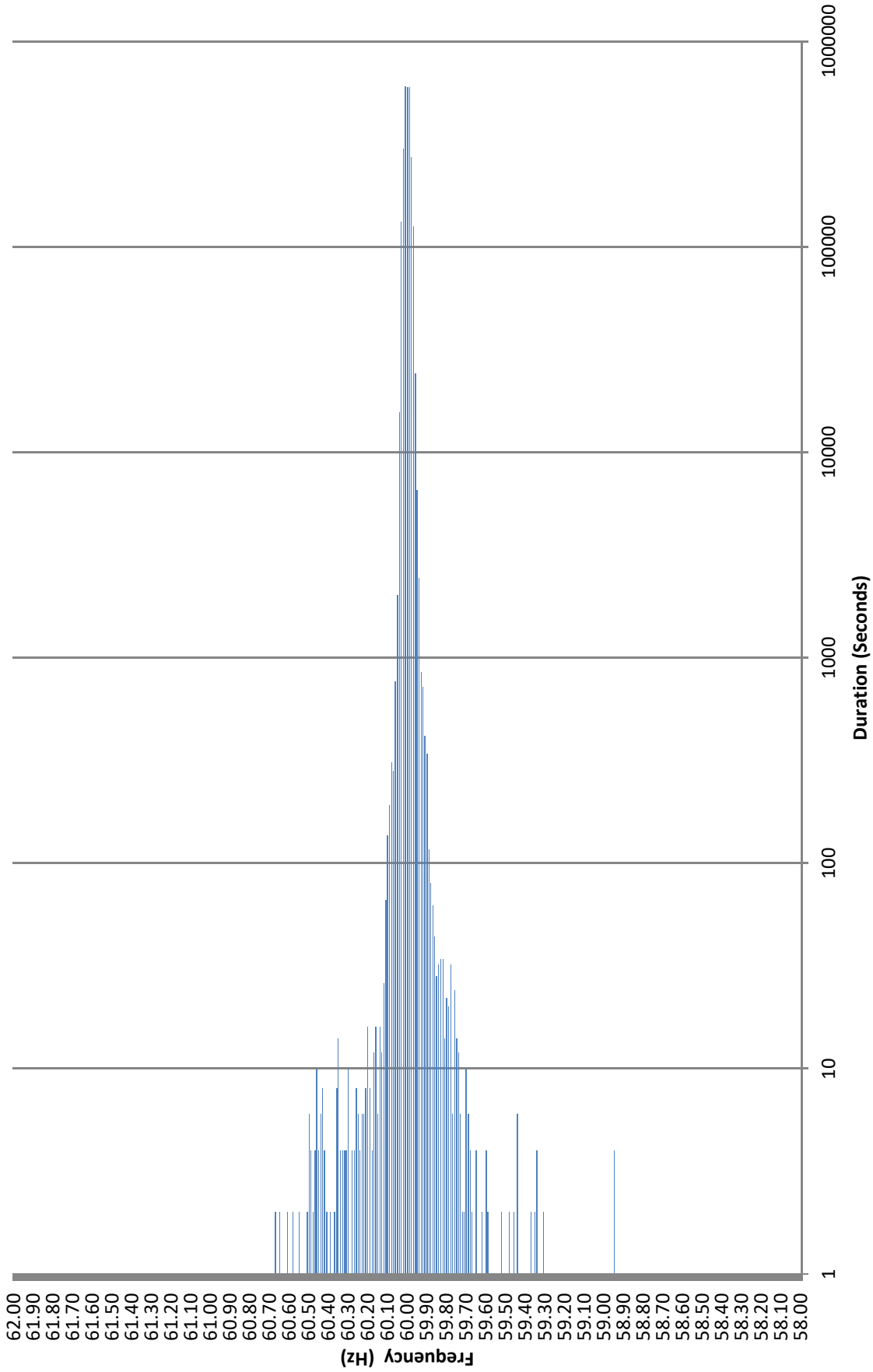
3a) Tabulation of each curtailment event for each resource including the starting date and time, duration, megawatt hours curtailed, peak MW curtailed, and reason for curtailment:

The tabulation of each curtailment event for each resource is provided in Attachment 6.

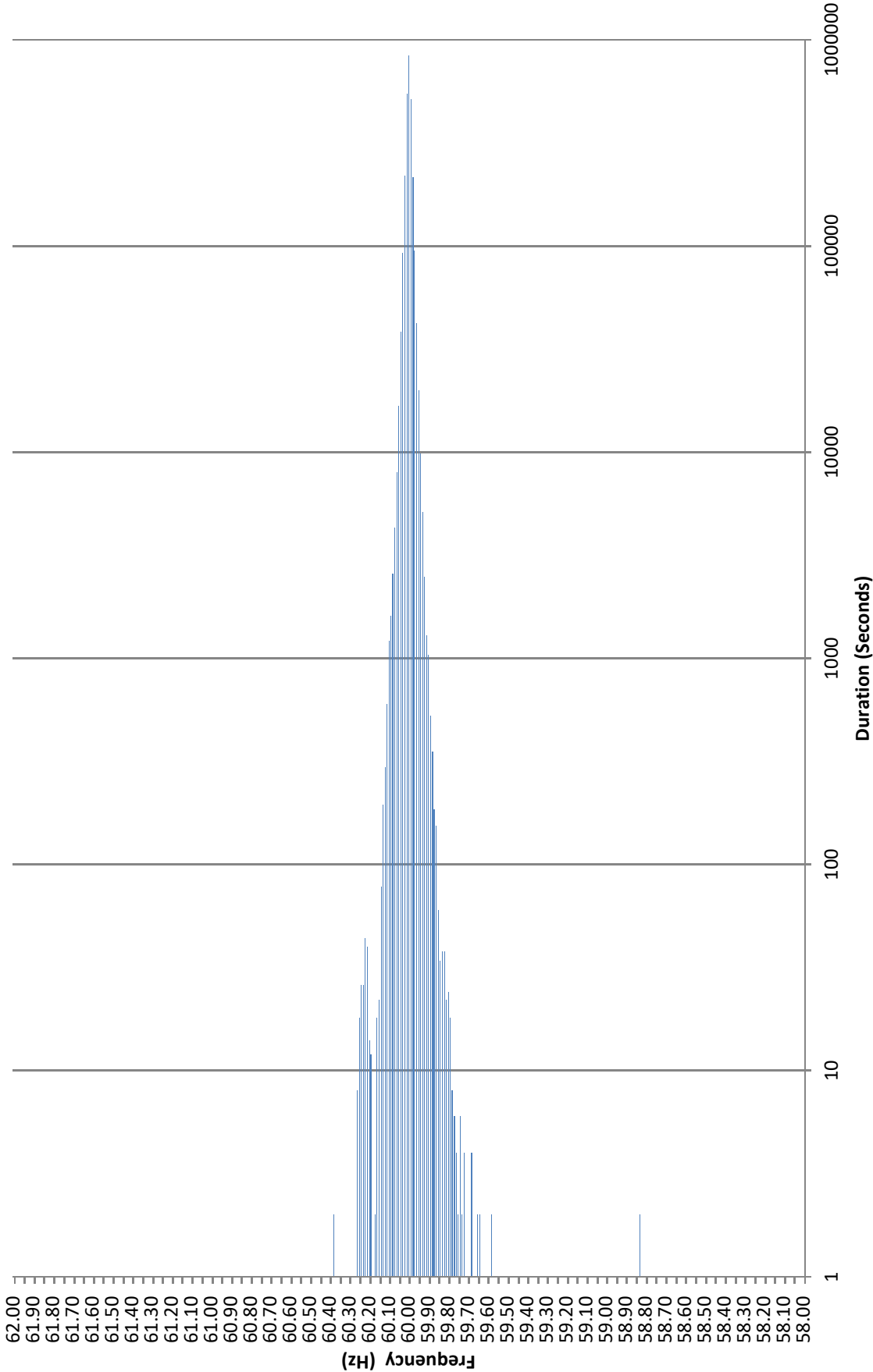
3b) Total MWh of non-dispatchable renewable resources curtailed for the month:

Curtailed MWh from non-dispatchable resources are difficult to determine due to the variability of the resource during curtailment periods. In some cases, the curtailed MWh estimates were provided by the IPPs under curtailment. The Hawaiian Electric Companies do not make any representations as to the accuracy of the curtailed MWh. The estimated MWh of non-dispatchable resources curtailed for the month are provided in Attachment 6, corresponding to each curtailment event.

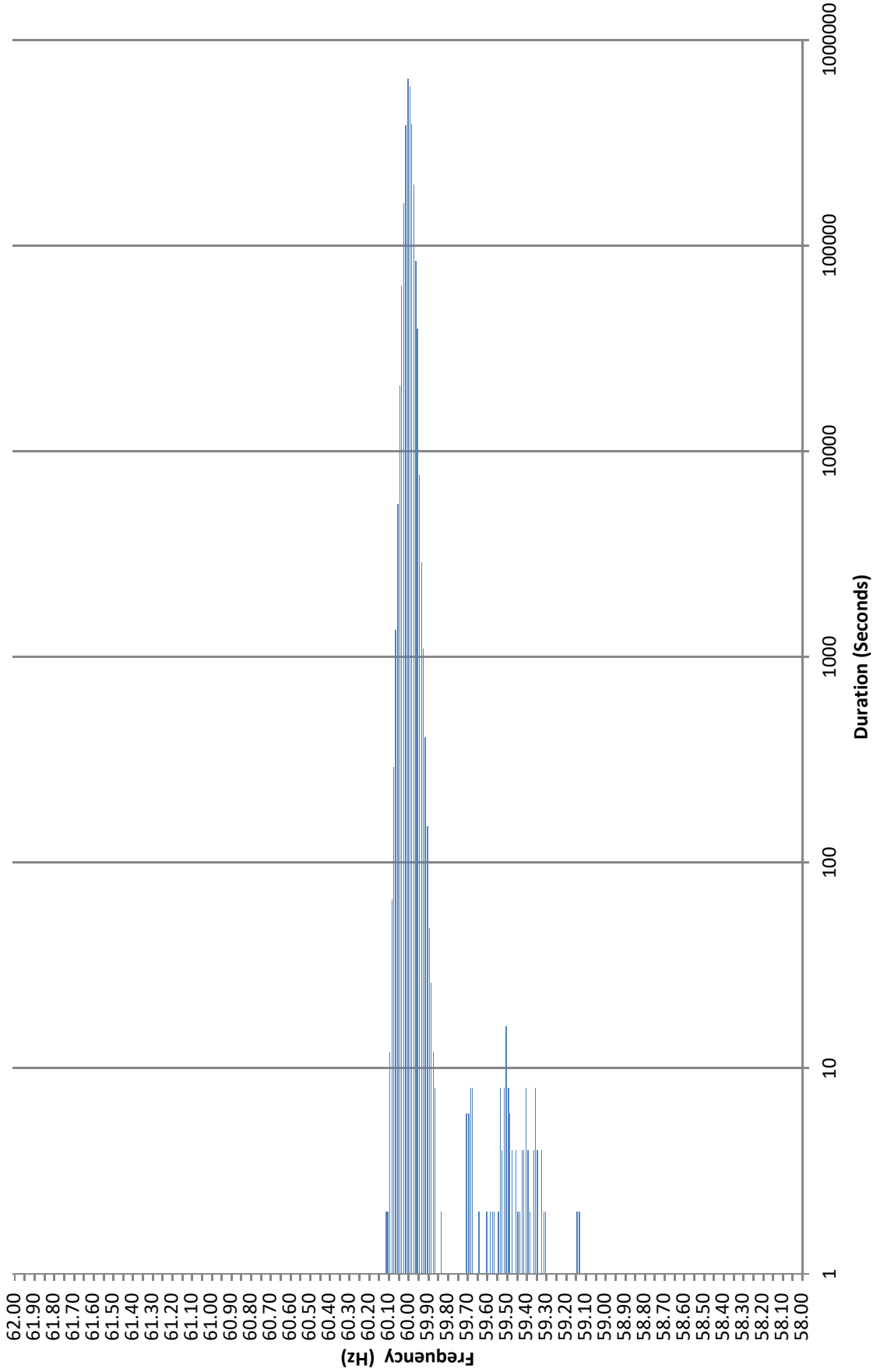
Frequency Distribution Plot - Hawaiian Electric October 2019



Frequency Distribution Plot - Maui Electric October 2019



Frequency Distribution Plot - Hawai'i Electric Light October 2019



Hawaiian Electric Frequency Excursion Statistics October 2019		
Data Rounded to the nearest	<59.95 Hz	>60.05 Hz
Number of Excursions	582	174
Maximum Duration (sec)	450	390
Maximum Deviation (Hz)	58.953	60.668
Total Duration of Excursions (sec)	7382	2638

Maui Electric Frequency Excursion Statistics October 2019		
	<59.95 Hz	>60.05 Hz
Number of Excursions	4445	2996
Maximum Duration (sec)	436	684
Maximum Deviation (Hz)	58.831	60.378
Total Duration of Excursions (sec)	29746	25758

Hawai'i Electric Light Frequency Excursion Statistics October 2019		
	<59.95 Hz	>60.05 Hz
Number of Excursions	4620	804
Maximum Duration (sec)	190	72
Maximum Deviation (Hz)	59.134	60.111
Total Duration of Excursions (sec)	31708	3544

HAWAIIAN ELECTRIC COMPANY, INC.
CONTINGENCY RESERVE ACTIVATION EVENTS
October 2019

Event #	Date & Time	Frequency (Hz)			Spinning Reserve Shortfall (MW)	Duration (HH:MM)	Description
		Prior to Event	Nadir	Trigger			
1	10/8/2019 10:16	60.00	59.44	NA	0	0:00	Kahe 6 tripped offline while generating ~73MW.
2	10/11/2019 5:46	59.99	59.31	NA	-45	0:57	Kahe 3 tripped offline while generating ~58.8MW. Schofield Generation Station S1, S2, S4, S5, and S6 called online for spinning reserves.
3	10/30/2019 17:53	60.02	59.46	NA	-11	0:12	Waiau 8 tripped offline while generating ~84MW. Waiau 10 called online for spinning reserves.

**HAWAII ELECTRIC LIGHT COMPANY, INC.
UNDERFREQUENCY LOAD SHEDDING EVENTS
October 2019**

Event #	Date	Time	Frequency (Hz)			Load Shed (MW)	Duration (HH:MM)	Description
			Prior to Event	Nadir	Level UFLS Occurred			
1	10/8/2019	8:15	60.00	59.07	59.10 & 59.50 (K)	13.14	0:12	Keahole CT-5 tripped offline unexpectedly while the unit was producing 17MW and operating in 2CTCC mode
2	10/16/2019	6:17	59.97	59.37	59.50 (K)	6.75	0:07	Keahole CT-5 tripped offline unexpectedly while the unit was producing 9.5 MW and operating in 2CTCC mode

Note: (K) indicates "Kicker" (long time delay) stage operation.
59.50 Hz at 20-seconds
59.30 Hz at 10-seconds

HAWAIIAN ELECTRIC COMPANY, INC.
DEMAND RESPONSE EVENTS
October 2019

Event #	Date & Time	Frequency (Hz)			Load Shed (MW)	Duration (HH:MM)	Description
		Prior to Event	Nadir	Trigger			
1	10/8/2019 10:16	60.00	59.44	59.70	NA	0:02	Kahe 6 tripped offline while generating ~73MW. RDLC/CIDLC activated.
2	10/11/2019 5:46	59.99	59.31	59.70	NA	0:03	Kahe 3 tripped offline while generating ~58.8MW. Schofield Generation Station S1, S2, S4, S5, and S6 called online for spinning reserves. RDLC/CIDLC activated.
3	10/30/2019 17:53	60.02	59.46	59.70	NA	0:02	Waiiau 8 tripped offline while generating ~84MW. Waiiau 10 called online for spinning reserves. RDLC/CIDLC activated.

Hawaiian Electric Curtailment Report October 2019

Start Date/Time	Curtailment Set Point	MW output prior to start of curtailment	End Date/Time	MW output after curtailment released	Estimated MWh of curtailed energy during event (1)	IPP	Reason for Curtailment
10/01/19 05:25	0.0	0.00	10/01/19 06:25	0	*	KREP	System Constraints
10/02/19 08:58	0.0	2.60	10/02/19 09:24	0	*	KREP	System Constraints
10/04/19 16:30	0.0	10.00	10/04/19 17:46	0	*	KWF	System Constraints
10/04/19 16:30	0.0	6.10	10/04/19 17:40	0	*	KWMakai	System Constraints
10/07/19 06:59	0.0	0.00	10/07/19 08:28	0	*	KWMakai	System Constraints
10/07/19 06:59	0.0	0.00	10/07/19 16:00	0	*	KWMauka	System Constraints
10/07/19 07:02	0.0	0.00	10/07/19 13:49	0	*	KWF	System Constraints
10/07/19 14:37	0.0	0.50	10/07/19 16:08	0	*	KWF	System Constraints
10/07/19 14:41	0.0	1.10	10/07/19 16:01	0	*	KWMakai	System Constraints
10/08/19 05:46	0.0	0.00	10/08/19 06:33	0	*	KREP	System Constraints
10/08/19 16:27	0.0	2.00	10/08/19 17:01	0	*	KREP	System Constraints
10/10/19 15:03	5.0	0.00	10/10/19 17:10	0	*	KWF	Facility Requested/System Constraints
10/11/19 21:36	0.0	14.60	10/11/19 22:58	0	*	KWMauka	System Constraints
10/11/19 22:07	0.0	0.00	10/11/19 22:57	0	*	KWMakai	System Constraints
10/15/19 07:34	0.0	0.70	10/15/19 07:47	0	*	KREP	System Constraints
10/15/19 07:37	0.0	2.30	10/15/19 07:49	0	*	KLS2	System Constraints
10/15/19 15:20	0.0	2.80	10/15/19 15:39	0	*	KREP	System Constraints
10/15/19 15:22	0.0	2.30	10/15/19 15:38	0	*	KLS2	System Constraints
10/16/19 07:42	0.0	0.60	10/16/19 09:07	0	*	KREP	System Constraints
10/16/19 07:46	0.0	2.50	10/16/19 09:06	0	*	KLS2	System Constraints
10/16/19 14:52	0.0	3.80	10/16/19 15:09	0	*	KLS2	System Constraints
10/16/19 14:52	0.0	1.40	10/16/19 15:09	0	*	KREP	System Constraints
10/19/19 20:12	0.0	0.00	10/19/19 21:04	0	*	KWMauka	System Constraints
10/19/19 20:12	0.0	4.00	10/19/19 21:04	0	*	KWMakai	System Constraints
10/19/19 20:16	0.0	4.00	10/19/19 21:06	0	*	KWF	System Constraints
10/22/19 07:10	0.0	15.00	10/22/19 08:17	0	*	KWMauka	System Constraints
10/22/19 07:10	0.0	4.00	10/22/19 15:40	0	*	KWMakai	System Constraints
10/22/19 07:19	0.0	11.00	10/22/19 15:36	0	*	KWF	System Constraints
10/22/19 14:31	0.0	28.30	10/22/19 15:40	0	*	KWMauka	System Constraints
10/23/19 05:48	0.0	0.00	10/23/19 15:46	0	*	KWMakai	System Constraints
10/23/19 05:48	0.0	12.80	10/23/19 07:42	0	*	KWMauka	System Constraints
10/23/19 05:51	0.0	9.00	10/23/19 15:47	0	*	KWF	System Constraints
10/23/19 06:06	0.0	0.00	10/23/19 16:44	0	*	Waianae	System Constraints
10/23/19 06:08	0.0	0.00	10/23/19 07:48	0	*	Aloha1	System Constraints
10/23/19 14:27	0.0	0.80	10/23/19 16:32	0	*	Aloha1	System Constraints
10/23/19 15:18	0.0	5.00	10/23/19 15:47	0	*	KWMauka	System Constraints
10/24/19 05:59	0.0	0.00	10/24/19 15:18	0	*	KWMakai	System Constraints
10/24/19 05:59	0.0	4.10	10/24/19 08:16	0	*	KWMauka	System Constraints
10/24/19 06:07	0.0	2.50	10/24/19 15:12	0	*	KWF	System Constraints
10/24/19 14:39	0.0	1.70	10/24/19 15:19	0	*	KWMauka	System Constraints
10/25/19 05:58	0.0	0.00	10/25/19 18:33	0	*	KWF	System Constraints
10/25/19 05:51	0.0	0.00	10/25/19 16:52	0	*	KWMakai	System Constraints
10/25/19 05:53	0.0	0.00	10/25/19 09:56	0	*	KWMauka	System Constraints
10/25/19 15:08	0.0	1.20	10/25/19 16:53	0	*	KWMauka	System Constraints
10/26/19 07:12	0.0	0.00	10/26/19 16:46	0	*	Lani	System Constraints
10/26/19 16:31	0.0	0.00	10/26/19 17:02	0	*	KWF	Facility Requested
10/28/19 06:35	0.0	0.00	10/28/19 17:14	0	*	Waianae	System Constraints
10/28/19 07:18	0.0	0.00	10/28/19 07:27	0	*	Aloha1	System Constraints
10/28/19 16:29	0.0	1.60	10/28/19 17:12	0	*	Aloha1	System Constraints
10/30/19 04:45	0.0	1.00	10/30/19 09:32	0	*	KWF	System Constraints
10/30/19 04:39	0.0	0.00	10/30/19 09:20	0	*	KWMakai	System Constraints
10/30/19 04:40	0.0	0.00	10/01/19 17:42	0	*	KWMauka	System Constraints
10/30/19 17:06	0.0	0.00	10/30/19 17:35	0	*	KWF	System Constraints
10/30/19 17:08	0.0	0.00	10/30/19 17:41	0	*	KWMakai	System Constraints
10/30/19 17:42	50.0	0.00	10/30/19 17:47	0	*	KWMauka	System Constraints

Aloha1 = Aloha Solar Energy Fund I
KLS2 = Kalaeloa Solar Two
KREP = Kalaeloa Renewable Energy Partners
KWF = Kahuku Wind Power
Lani = Lanikuhana Solar
KSMakai = Kawaiolo Solar Makai
KSMauka = Kawaiolo Solar Mauka
KWMakai = Kawaiolo Wind Makai
KWMauka = Kawaiolo Wind Mauka
North = Waihonu North
South = Waihonu South
Waianae = EE Waianae Solar Project
Waipio = Waipio PV

(1) The estimated MWh of energy curtailed during the event is supplied by IPP, and HECO does not make any representations as to its accuracy.

* Data has not been provided by IPP.



Maui Curtailment Report

October 2019

Start Date and Time	Duration	IPP Curtailed	Estimated Curtailed MWH	Peak MW Curtailed	Reasons for Curtailment
10/1/2019 0:00	0:20	KWPIL	5.873740902	20.70657349	Oversupply
10/1/2019 0:09	0:07	AWE	0.120982265	20.79999924	Oversupply
10/1/2019 0:24	5:35	KWPIL	54.76983134	20.70757294	Oversupply
10/1/2019 6:48	0:08	BS250	Data Not Available	Data Not Available	Oversupply
10/1/2019 6:48	0:08	ESA	Data Not Available	Data Not Available	Oversupply
10/1/2019 6:48	0:08	ESB	Data Not Available	Data Not Available	Oversupply
10/1/2019 6:48	0:07	SSA3	0.00038	0.0380	Oversupply
10/1/2019 6:48	0:07	SSA2	0.00399	0.0480	Oversupply
10/1/2019 6:49	0:07	KWPIL	0.133604272	20.70757294	Oversupply
10/1/2019 6:55	0:01	SSA3	0.00004	0.0010	Oversupply
10/1/2019 7:00	0:01	SSA3	-0.00038	0.0030	Oversupply
10/1/2019 7:03	0:05	SSA3	-0.00257	0.1240	Oversupply
10/1/2019 7:04	0:05	BS250	Data Not Available	Data Not Available	Oversupply
10/1/2019 7:04	0:05	ESA	Data Not Available	Data Not Available	Oversupply
10/1/2019 7:04	0:05	ESB	Data Not Available	Data Not Available	Oversupply
10/1/2019 7:04	0:04	SSA2	0.00330	0.0030	Oversupply
10/1/2019 7:05	0:04	KWPIL	0.091105493	20.70757294	Oversupply
10/1/2019 7:09	0:01	SSA3	-0.00036	0.0320	Oversupply
10/1/2019 7:09	0:01	SSA2	0.00068	0.0040	Oversupply
10/1/2019 7:09	0:01	SSA3	-0.00038	0.0410	Oversupply
10/1/2019 7:19	0:01	SSA3	0.00018	0.3360	Oversupply
10/1/2019 7:19	4:51	SSA2	6.99739	0.0070	Oversupply
10/1/2019 7:19	4:49	SSA3	1.66215	-0.0010	Oversupply
10/1/2019 7:20	4:50	BS250	Data Not Available	Data Not Available	Oversupply
10/1/2019 7:20	4:50	ESA	Data Not Available	Data Not Available	Oversupply
10/1/2019 7:20	4:50	ESB	Data Not Available	Data Not Available	Oversupply
10/1/2019 7:20	4:50	KWPIL	68.02200925	20.70757294	Oversupply
10/1/2019 10:34	0:01	AWE	0.001074537	21	Oversupply
10/1/2019 10:39	0:01	AWE	0.00174106	21	Oversupply
10/1/2019 10:42	0:05	AWE	0.066055616	21	Oversupply
10/1/2019 10:48	0:01	AWE	0.000741291	21	Oversupply
10/1/2019 10:50	1:16	AWE	5.993718465	21	Oversupply
10/1/2019 12:09	0:01	SSA3	0.00621	-0.0010	Oversupply
10/1/2019 12:10	0:01	SSA3	0.00608	0.0210	Oversupply
10/1/2019 12:10	0:01	SSA2	0.04128	0.1340	Oversupply
10/1/2019 12:10	0:01	SSA3	0.00621	0.0370	Oversupply
10/1/2019 12:11	2:20	BS250	Data Not Available	Data Not Available	Oversupply
10/1/2019 12:11	2:20	ESA	Data Not Available	Data Not Available	Oversupply
10/1/2019 12:11	2:20	ESB	Data Not Available	Data Not Available	Oversupply
10/1/2019 12:11	2:19	SSA2	6.56110	0.0480	Oversupply
10/1/2019 12:11	2:19	SSA3	1.07975	0.0170	Oversupply
10/1/2019 12:12	2:19	KWPIL	28.75029416	20.70757294	Oversupply
10/1/2019 14:30	0:01	SSA3	0.00489	0.0300	Oversupply
10/1/2019 14:30	0:01	SSA2	0.03754	0.1810	Oversupply
10/1/2019 14:31	0:01	SSA3	0.00489	0.0330	Oversupply
10/1/2019 14:31	0:01	SSA2	0.03828	0.4740	Oversupply
10/1/2019 14:31	0:01	SSA3	0.00489	0.0370	Oversupply
10/1/2019 14:32	0:01	SSA2	0.03828	0.1560	Oversupply
10/1/2019 14:32	0:03	SSA3	0.01955	0.0320	Oversupply
10/1/2019 14:33	0:02	BS250	Data Not Available	Data Not Available	Oversupply
10/1/2019 14:33	0:02	ESA	Data Not Available	Data Not Available	Oversupply
10/1/2019 14:33	0:02	ESB	Data Not Available	Data Not Available	Oversupply
10/1/2019 14:33	0:01	KWPIL	0.003141816	20.68861198	Oversupply
10/1/2019 14:33	0:01	SSA2	0.03828	0.0690	Oversupply
10/1/2019 14:34	0:01	SSA2	0.03828	0.0160	Oversupply
10/1/2019 14:34	0:01	SSA2	0.03828	0.0100	Oversupply
10/1/2019 14:35	0:01	SSA3	0.00499	0.0600	Oversupply
10/1/2019 14:35	0:01	SSA2	0.03828	0.1630	Oversupply
10/1/2019 14:36	0:01	SSA2	0.03828	0.5780	Oversupply
10/1/2019 14:37	0:01	SSA2	0.03828	0.5270	Oversupply
10/1/2019 14:37	0:01	SSA3	0.00499	0.0350	Oversupply
10/1/2019 14:38	0:01	SSA2	0.03828	0.3800	Oversupply
10/1/2019 14:38	0:02	SSA3	0.00988	0.0410	Oversupply
10/1/2019 14:39	0:01	SSA2	0.03828	0.0690	Oversupply
10/1/2019 14:40	0:01	KWPIL	0.003416697	20.68062782	Oversupply
10/1/2019 14:40	0:01	SSA2	0.03828	0.0290	Oversupply
10/1/2019 14:40	0:01	SSA3	0.00489	0.0070	Oversupply
10/1/2019 14:40	0:01	SSA2	0.03828	0.1090	Oversupply
10/1/2019 14:41	0:01	SSA3	0.00499	0.0150	Oversupply
10/1/2019 14:41	0:01	SSA2	0.03828	0.0100	Oversupply
10/1/2019 14:42	0:01	SSA3	0.00489	0.1390	Oversupply
10/1/2019 14:42	0:01	SSA2	0.03828	0.3840	Oversupply
10/1/2019 14:43	0:01	SSA2	0.03828	0.4050	Oversupply



Maui Curtailment Report

October 2019

Start Date and Time	Duration	IPP Curtailed	Estimated Curtailed MWH	Peak MW Curtailed	Reasons for Curtailment
10/1/2019 14:44	0:01	SSA2	0.03216	0.9380	Oversupply
10/1/2019 14:45	0:02	SSA2	0.03836	0.4900	Oversupply
10/1/2019 14:46	0:01	SSA2	0.01956	1.1300	Oversupply
10/1/2019 14:47	0:01	SSA2	0.01956	1.2560	Oversupply
10/1/2019 14:48	0:01	SSA2	0.01956	1.0520	Oversupply
10/1/2019 14:49	0:01	SSA2	0.01956	0.6600	Oversupply
10/1/2019 14:50	0:01	SSA2	0.01956	1.0730	Oversupply
10/1/2019 14:51	0:01	SSA2	0.01956	1.6490	Oversupply
10/1/2019 14:52	0:01	SSA2	0.01956	2.1620	Oversupply
10/1/2019 14:53	0:01	SSA2	0.01956	1.9170	Oversupply
10/1/2019 14:53	0:01	SSA2	0.01956	2.0080	Oversupply
10/1/2019 14:54	0:01	SSA2	0.01956	1.6750	Oversupply
10/1/2019 14:55	0:01	SSA2	0.01956	1.7720	Oversupply
10/1/2019 14:56	0:01	SSA2	0.01956	2.0090	Oversupply
10/1/2019 14:57	0:01	SSA2	0.01956	1.7670	Oversupply
10/1/2019 14:58	0:01	SSA2	0.01956	1.9100	Oversupply
10/1/2019 23:38	0:06	KWPPII	0.095356369	20.63172722	Oversupply
10/2/2019 0:03	0:53	KWPPII	3.999172227	20.70757294	Oversupply
10/2/2019 0:57	4:53	KWPPII	54.40291456	20.70757294	Oversupply
10/2/2019 8:17	0:01	SSA2	0.00240	0.2510	Oversupply
10/2/2019 8:17	0:01	SSA3	0.00038	0.1610	Oversupply
10/2/2019 8:18	0:01	SSA2	0.00240	0.1670	Oversupply
10/2/2019 8:18	0:01	SSA3	0.00037	0.0620	Oversupply
10/2/2019 8:19	0:01	SSA2	0.00235	0.0690	Oversupply
10/2/2019 8:20	0:02	SSA2	0.00480	0.1850	Oversupply
10/2/2019 8:21	0:01	SSA2	0.00240	0.2940	Oversupply
10/2/2019 8:22	0:01	SSA2	0.00240	0.2530	Oversupply
10/2/2019 8:23	0:01	SSA3	0.00036	0.3580	Oversupply
10/2/2019 8:23	0:01	SSA2	0.00240	0.2120	Oversupply
10/2/2019 8:24	0:01	SSA3	0.00036	0.2810	Oversupply
10/2/2019 8:24	0:02	SSA2	0.00480	0.0990	Oversupply
10/2/2019 8:24	0:02	SSA3	0.00074	0.0430	Oversupply
10/2/2019 8:25	0:01	BS250	Data Not Available	Data Not Available	Oversupply
10/2/2019 8:25	0:01	ESA	Data Not Available	Data Not Available	Oversupply
10/2/2019 8:25	0:01	ESB	Data Not Available	Data Not Available	Oversupply
10/2/2019 8:26	0:01	SSA2	0.00240	0.0110	Oversupply
10/2/2019 8:26	0:01	SSA3	0.00038	0.0360	Oversupply
10/2/2019 8:27	0:01	SSA3	0.00036	0.0250	Oversupply
10/2/2019 8:27	0:01	SSA2	0.00240	0.0070	Oversupply
10/2/2019 8:27	0:01	SSA3	0.00037	0.0490	Oversupply
10/2/2019 8:27	0:15	SSA2	0.06877	0.0180	Oversupply
10/2/2019 8:28	0:38	BS250	Data Not Available	Data Not Available	Oversupply
10/2/2019 8:28	0:38	ESA	Data Not Available	Data Not Available	Oversupply
10/2/2019 8:28	0:38	ESB	Data Not Available	Data Not Available	Oversupply
10/2/2019 8:28	0:14	SSA3	0.05590	0.0060	Oversupply
10/2/2019 8:29	0:12	KWPPII	0.130087598	20.70757294	Oversupply
10/2/2019 8:42	0:01	KWPPII	0.002388318	20.70757294	Oversupply
10/2/2019 8:42	0:01	SSA3	0.00336	-0.0020	Oversupply
10/2/2019 8:42	0:01	SSA2	0.00432	0.0030	Oversupply
10/2/2019 8:43	0:22	SSA3	0.10455	-0.0030	Oversupply
10/2/2019 8:43	0:22	SSA2	0.11844	0.0060	Oversupply
10/2/2019 8:44	0:21	KWPPII	1.155779902	20.70757294	Oversupply
10/2/2019 9:04	0:01	SSA3	0.00349	-0.0030	Oversupply
10/2/2019 9:05	0:02	SSA2	0.00853	0.0110	Oversupply
10/2/2019 9:05	0:01	SSA3	0.00357	-0.0030	Oversupply
10/2/2019 9:06	0:01	KWPPII	0.026027711	20.70757294	Oversupply
10/2/2019 9:15	0:01	SSA2	0.00479	0.3410	Oversupply
10/2/2019 9:16	0:01	SSA2	0.00479	0.2350	Oversupply
10/2/2019 9:17	0:01	SSA3	0.00290	0.4240	Oversupply
10/2/2019 9:17	0:01	SSA2	0.00479	0.1010	Oversupply
10/2/2019 9:18	0:02	SSA2	0.00949	0.1530	Oversupply
10/2/2019 9:18	0:01	SSA3	0.00284	0.4010	Oversupply
10/2/2019 9:19	0:01	SSA3	0.00284	0.3810	Oversupply
10/2/2019 9:19	2:05	SSA2	2.06096	0.0110	Oversupply
10/2/2019 9:20	2:04	BS250	Data Not Available	Data Not Available	Oversupply
10/2/2019 9:20	2:04	ESA	Data Not Available	Data Not Available	Oversupply
10/2/2019 9:20	2:04	ESB	Data Not Available	Data Not Available	Oversupply
10/2/2019 9:20	1:55	SSA3	0.79988	0.0070	Oversupply
10/2/2019 9:21	2:04	KWPPII	26.55609084	20.70757294	Oversupply
10/2/2019 10:43	0:01	AWE	0.001074537	21	Oversupply
10/2/2019 10:45	0:34	AWE	2.545315456	21	Oversupply
10/2/2019 11:15	0:09	SSA3	0.03632	0.0020	Oversupply
10/2/2019 11:20	0:01	AWE	0.013543034	18.79999924	Oversupply



Maui Curtailment Report

October 2019

Start Date and Time	Duration	IPP Curtailed	Estimated Curtailed MWH	Peak MW Curtailed	Reasons for Curtailment
10/2/2019 11:24	0:01	SSA3	0.00302	0.0250	Oversupply
10/2/2019 11:24	0:01	SSA2	0.04134	0.1010	Oversupply
10/2/2019 11:25	0:01	SSA3	0.00308	0.0140	Oversupply
10/2/2019 11:25	0:01	SSA2	0.03975	0.0250	Oversupply
10/2/2019 11:25	0:32	SSA3	0.12892	0.0020	Oversupply
10/2/2019 11:26	0:32	BS250	Data Not Available	Data Not Available	Oversupply
10/2/2019 11:26	0:32	ESA	Data Not Available	Data Not Available	Oversupply
10/2/2019 11:26	0:32	ESB	Data Not Available	Data Not Available	Oversupply
10/2/2019 11:26	0:32	KWPll	8.813462051	20.70757294	Oversupply
10/2/2019 11:26	0:04	SSA2	0.20676	-0.0010	Oversupply
10/2/2019 11:30	0:28	SSA2	0.22112	-0.0060	Oversupply
10/2/2019 11:43	0:11	AWE	0.302731705	21	Oversupply
10/2/2019 11:58	0:01	SSA3	0.00313	-0.0030	Oversupply
10/2/2019 11:59	0:01	SSA2	0.00688	0.0280	Oversupply
10/2/2019 11:59	3:27	SSA3	0.75677	-0.0030	Oversupply
10/2/2019 11:59	3:27	SSA2	1.61619	0.0000	Oversupply
10/2/2019 12:00	2:43	BS250	Data Not Available	Data Not Available	Oversupply
10/2/2019 12:00	2:43	ESA	Data Not Available	Data Not Available	Oversupply
10/2/2019 12:00	2:43	ESB	Data Not Available	Data Not Available	Oversupply
10/2/2019 12:00	3:27	KWPll	53.11415481	20.70757294	Oversupply
10/2/2019 12:10	0:43	AWE	2.582939831	21	Oversupply
10/2/2019 12:54	0:06	AWE	0.210092576	21	Oversupply
10/2/2019 13:05	0:10	AWE	0.288227304	21	Oversupply
10/2/2019 13:25	0:01	AWE	0.004704444	21	Oversupply
10/2/2019 13:28	0:01	AWE	0.004722404	21	Oversupply
10/2/2019 13:39	0:01	AWE	0.029000282	21	Oversupply
10/2/2019 14:37	0:03	AWE	0.200514825	21	Oversupply
10/2/2019 14:44	0:01	BS250	Data Not Available	Data Not Available	Oversupply
10/2/2019 14:44	0:01	ESA	Data Not Available	Data Not Available	Oversupply
10/2/2019 14:44	0:01	ESB	Data Not Available	Data Not Available	Oversupply
10/2/2019 14:57	0:04	AWE	0.003798326	21	Oversupply
10/2/2019 15:02	0:02	AWE	0.001315943	21	Oversupply
10/2/2019 15:11	0:05	AWE	0.083522733	21	Oversupply
10/2/2019 15:17	0:03	AWE	0.019053618	21	Oversupply
10/2/2019 15:21	0:06	AWE	0.031441975	21	Oversupply
10/2/2019 15:26	0:01	SSA2	0.00587	0.0000	Oversupply
10/2/2019 15:28	0:01	SSA2	0.00587	0.0350	Oversupply
10/2/2019 15:29	0:01	SSA2	0.00065	0.1790	Oversupply
10/3/2019 0:17	5:22	KWPll	56.41688768	20.70757294	Oversupply
10/3/2019 8:23	0:01	SSA2	-0.00307	0.2930	Oversupply
10/3/2019 8:24	0:01	SSA2	-0.00295	0.1840	Oversupply
10/3/2019 8:34	0:01	SSA2	-0.00106	0.2170	Oversupply
10/3/2019 8:36	0:01	SSA2	-0.00106	0.2200	Oversupply
10/3/2019 8:37	0:01	SSA2	-0.00106	0.1690	Oversupply
10/3/2019 8:38	0:01	SSA2	-0.00106	0.0170	Oversupply
10/3/2019 8:38	6:15	SSA3	1.25469	0.0200	Oversupply
10/3/2019 8:39	6:14	BS250	Data Not Available	Data Not Available	Oversupply
10/3/2019 8:39	6:14	ESA	Data Not Available	Data Not Available	Oversupply
10/3/2019 8:39	6:14	ESB	Data Not Available	Data Not Available	Oversupply
10/3/2019 8:39	6:14	SSA2	2.14232	0.0090	Oversupply
10/3/2019 8:40	6:14	KWPll	89.73465411	20.70757294	Oversupply
10/3/2019 10:56	0:01	AWE	0.000241407	21	Oversupply
10/3/2019 11:03	2:09	AWE	8.06190025	21	Oversupply
10/3/2019 14:53	0:01	SSA2	0.00474	0.0010	Oversupply
10/3/2019 14:53	0:01	SSA3	0.00227	0.0130	Oversupply
10/3/2019 15:11	0:01	SSA3	0.00161	0.0400	Oversupply
10/3/2019 15:11	0:01	SSA2	0.00108	0.4420	Oversupply
10/3/2019 15:11	0:02	SSA3	0.00314	0.0440	Oversupply
10/3/2019 15:12	0:01	SSA2	0.00112	0.0620	Oversupply
10/3/2019 15:12	0:01	SSA2	0.00112	0.2120	Oversupply
10/3/2019 15:13	0:01	SSA3	0.00154	0.0660	Oversupply
10/3/2019 15:13	0:01	SSA2	0.00112	0.0120	Oversupply
10/3/2019 15:14	0:01	SSA3	0.00161	-0.0020	Oversupply
10/3/2019 23:53	5:28	KWPll	58.30635309	20.70757294	Oversupply
10/4/2019 5:25	0:09	KWPll	0.224567668	20.05989838	Oversupply
10/4/2019 8:21	0:01	SSA2	-0.00090	0.5370	Oversupply
10/4/2019 8:23	5:05	KWPll	79.17098786	20.70757294	Oversupply
10/4/2019 8:23	0:01	SSA2	-0.00090	0.2460	Oversupply
10/4/2019 8:23	2:36	SSA3	0.38168	0.0010	Oversupply
10/4/2019 8:24	5:04	BS250	Data Not Available	Data Not Available	Oversupply
10/4/2019 8:24	5:04	ESA	Data Not Available	Data Not Available	Oversupply
10/4/2019 8:24	5:04	ESB	Data Not Available	Data Not Available	Oversupply
10/4/2019 8:24	3:36	SSA2	1.20384	0.0350	Oversupply



Maui Curtailment Report

October 2019

Start Date and Time	Duration	IPP Curtailed	Estimated Curtailed MWH	Peak MW Curtailed	Reasons for Curtailment
10/4/2019 10:32	2:31	AWE	11.3959973	21	Oversupply
10/4/2019 11:00	3:42	SSA3	1.72807	0.0020	Oversupply
10/4/2019 12:00	2:43	SSA2	7.62764	0.0070	Oversupply
10/4/2019 13:07	0:01	AWE	0.00467879	21	Oversupply
10/4/2019 13:20	0:01	AWE	0.007406521	21	Oversupply
10/4/2019 13:29	1:13	BS250	Data Not Available	Data Not Available	Oversupply
10/4/2019 13:29	1:13	ESA	Data Not Available	Data Not Available	Oversupply
10/4/2019 13:29	1:13	ESB	Data Not Available	Data Not Available	Oversupply
10/4/2019 13:30	1:17	KWPPII	14.67136788	19.21063995	Oversupply
10/4/2019 14:42	0:03	SSA3	0.02025	-0.0030	Oversupply
10/4/2019 14:42	0:03	SSA2	0.10548	0.0060	Oversupply
10/4/2019 14:43	0:03	BS250	Data Not Available	Data Not Available	Oversupply
10/4/2019 14:43	0:03	ESA	Data Not Available	Data Not Available	Oversupply
10/4/2019 14:43	0:03	ESB	Data Not Available	Data Not Available	Oversupply
10/4/2019 14:45	0:01	SSA3	0.00371	-0.0020	Oversupply
10/4/2019 14:45	0:01	SSA2	0.01621	0.0030	Oversupply
10/4/2019 14:46	0:01	SSA3	0.00371	-0.0020	Oversupply
10/4/2019 14:46	0:01	SSA2	0.01621	0.2010	Oversupply
10/4/2019 14:47	0:01	SSA3	0.00363	-0.0020	Oversupply
10/4/2019 14:47	0:01	SSA2	0.01621	0.6770	Oversupply
10/4/2019 14:47	0:01	SSA3	0.00371	-0.0020	Oversupply
10/4/2019 14:48	0:01	SSA2	0.01621	0.4010	Oversupply
10/4/2019 14:49	0:01	SSA2	0.01621	0.6440	Oversupply
10/4/2019 14:49	0:01	SSA2	0.01621	1.3240	Oversupply
10/4/2019 14:50	0:01	SSA2	0.01621	1.3320	Oversupply
10/4/2019 14:51	0:01	SSA2	0.01621	2.2350	Oversupply
10/4/2019 14:51	0:01	SSA3	0.00378	0.0440	Oversupply
10/4/2019 14:52	0:01	SSA2	0.01621	2.1990	Oversupply
10/4/2019 14:53	0:01	SSA3	0.00355	0.0380	Oversupply
10/4/2019 15:01	0:01	SSA2	0.00727	2.0190	Oversupply
10/4/2019 15:02	0:01	SSA2	0.00727	2.1140	Oversupply
10/4/2019 15:03	0:01	SSA2	0.00727	1.6000	Oversupply
10/4/2019 15:04	0:01	SSA2	0.00727	1.8040	Oversupply
10/4/2019 15:08	0:01	SSA2	0.00727	2.3230	Oversupply
10/4/2019 15:08	0:01	SSA2	0.00727	0.2870	Oversupply
10/4/2019 15:09	0:01	SSA2	0.00727	1.0610	Oversupply
10/4/2019 15:10	0:01	SSA2	0.00727	1.5950	Oversupply
10/4/2019 15:11	0:01	SSA2	0.00713	1.7750	Oversupply
10/4/2019 15:14	0:01	SSA2	0.00727	2.4240	Oversupply
10/4/2019 23:09	0:08	KWPPII	0.315077432	20.64070892	Oversupply
10/5/2019 0:27	0:01	KWP	0.001208782	21.07252693	Oversupply
10/5/2019 0:28	0:24	KWPPII	1.09598546	20.5089798	Oversupply
10/5/2019 0:53	0:02	KWPPII	0.029718367	18.9362011	Oversupply
10/5/2019 1:01	0:02	KWPPII	0.010480785	17.2167244	Oversupply
10/5/2019 1:04	0:25	KWPPII	0.564644432	18.67373848	Oversupply
10/5/2019 1:30	0:09	KWPPII	0.165640004	20.20061111	Oversupply
10/5/2019 2:20	2:19	KWPPII	11.81881312	19.61281586	Oversupply
10/5/2019 4:40	0:29	KWPPII	1.750130606	17.66480637	Oversupply
10/5/2019 9:50	0:01	SSA2	-0.00021	2.2490	Oversupply
10/5/2019 9:50	0:01	SSA2	-0.00021	2.2480	Oversupply
10/5/2019 10:19	0:01	SSA2	0.01145	2.5300	Oversupply
10/5/2019 10:20	0:01	SSA3	-0.00278	0.4130	Oversupply
10/5/2019 10:20	0:01	SSA2	0.01145	2.5420	Oversupply
10/5/2019 10:21	0:01	SSA3	-0.00278	0.3950	Oversupply
10/5/2019 10:21	0:01	SSA2	0.01145	0.0770	Oversupply
10/5/2019 10:22	0:01	SSA2	0.01145	0.2760	Oversupply
10/5/2019 10:22	0:01	SSA3	-0.00278	0.3900	Oversupply
10/5/2019 10:22	0:01	SSA2	0.01145	1.6170	Oversupply
10/5/2019 10:23	0:01	SSA2	0.01145	0.4880	Oversupply
10/5/2019 10:24	0:01	SSA2	0.01145	1.5360	Oversupply
10/5/2019 10:24	0:01	SSA3	-0.00272	0.4500	Oversupply
10/5/2019 10:25	0:01	SSA2	0.01145	0.7590	Oversupply
10/5/2019 10:26	0:01	SSA2	0.01145	0.9520	Oversupply
10/5/2019 10:26	0:01	SSA3	-0.00278	0.4430	Oversupply
10/5/2019 10:27	0:01	SSA2	0.01145	1.1820	Oversupply
10/5/2019 10:28	0:01	SSA2	0.01145	1.1160	Oversupply
10/5/2019 10:29	0:01	SSA2	0.01145	0.5570	Oversupply
10/5/2019 10:29	0:01	SSA2	0.02905	0.8810	Oversupply
10/5/2019 10:30	0:01	SSA3	0.00386	0.3720	Oversupply
10/5/2019 10:30	0:01	SSA2	0.03419	0.2370	Oversupply
10/5/2019 10:31	0:01	SSA2	0.03556	0.9730	Oversupply
10/5/2019 10:31	0:05	SSA3	0.02294	0.2670	Oversupply
10/5/2019 10:32	0:02	BS250	Data Not Available	Data Not Available	Oversupply



Maui Curtailment Report

October 2019

Start Date and Time	Duration	IPP Curtailed	Estimated Curtailed MWH	Peak MW Curtailed	Reasons for Curtailment
10/5/2019 10:32	0:02	ESA	Data Not Available	Data Not Available	Oversupply
10/5/2019 10:32	0:02	ESB	Data Not Available	Data Not Available	Oversupply
10/5/2019 10:32	0:02	SSA2	0.07111	0.0260	Oversupply
10/5/2019 10:33	0:03	KWPPII	0.029733602	7.268108368	Oversupply
10/5/2019 10:34	0:01	SSA2	0.03556	0.0120	Oversupply
10/5/2019 10:35	0:01	SSA2	0.03556	0.0090	Oversupply
10/5/2019 10:35	0:01	SSA2	0.03556	0.0090	Oversupply
10/5/2019 10:36	0:01	SSA3	0.00386	-0.0030	Oversupply
10/5/2019 10:36	0:09	SSA2	0.35439	0.0080	Oversupply
10/5/2019 10:37	0:08	BS250	Data Not Available	Data Not Available	Oversupply
10/5/2019 10:37	0:08	ESA	Data Not Available	Data Not Available	Oversupply
10/5/2019 10:37	0:08	ESB	Data Not Available	Data Not Available	Oversupply
10/5/2019 10:37	0:08	KWPPII	0.164683143	7.795028687	Oversupply
10/5/2019 10:37	0:08	SSA3	0.03851	-0.0030	Oversupply
10/5/2019 10:45	0:01	SSA3	0.00534	0.0000	Oversupply
10/5/2019 10:45	0:01	SSA2	0.03850	0.2360	Oversupply
10/5/2019 10:45	0:01	SSA3	0.00523	0.0210	Oversupply
10/5/2019 10:46	0:01	SSA2	0.03850	0.0310	Oversupply
10/5/2019 10:46	0:01	SSA3	0.00534	0.0120	Oversupply
10/5/2019 10:47	0:04	BS250	Data Not Available	Data Not Available	Oversupply
10/5/2019 10:47	0:04	ESA	Data Not Available	Data Not Available	Oversupply
10/5/2019 10:47	0:04	ESB	Data Not Available	Data Not Available	Oversupply
10/5/2019 10:47	0:03	SSA2	0.15399	0.0400	Oversupply
10/5/2019 10:47	0:03	SSA3	0.02124	0.0030	Oversupply
10/5/2019 10:48	0:03	KWPPII	0.035367576	6.495690823	Oversupply
10/5/2019 10:50	0:01	SSA2	0.04220	0.0010	Oversupply
10/5/2019 10:50	0:01	SSA3	0.00534	-0.0010	Oversupply
10/5/2019 10:51	0:01	SSA3	0.00523	0.0070	Oversupply
10/5/2019 10:51	0:01	SSA2	0.03702	0.0480	Oversupply
10/5/2019 10:52	0:03	BS250	Data Not Available	Data Not Available	Oversupply
10/5/2019 10:52	0:03	ESA	Data Not Available	Data Not Available	Oversupply
10/5/2019 10:52	0:03	ESB	Data Not Available	Data Not Available	Oversupply
10/5/2019 10:52	0:01	SSA3	0.00534	0.0520	Oversupply
10/5/2019 10:52	0:01	SSA2	0.03850	0.0170	Oversupply
10/5/2019 10:52	0:02	SSA3	0.01602	-0.0030	Oversupply
10/5/2019 10:53	0:03	SSA2	0.11549	0.0050	Oversupply
10/5/2019 10:54	0:02	KWPPII	0.028428141	4.662446976	Oversupply
10/5/2019 10:55	0:01	SSA3	0.00511	-0.0030	Oversupply
10/5/2019 10:55	0:01	SSA2	0.03850	0.0130	Oversupply
10/5/2019 10:56	0:01	SSA3	0.00534	-0.0030	Oversupply
10/5/2019 10:56	0:01	SSA2	0.03850	0.5720	Oversupply
10/5/2019 10:56	0:01	SSA3	0.00534	-0.0030	Oversupply
10/5/2019 10:57	0:03	SSA2	0.11547	0.1590	Oversupply
10/5/2019 10:57	0:02	SSA3	0.01602	-0.0030	Oversupply
10/5/2019 10:58	0:09	BS250	Data Not Available	Data Not Available	Oversupply
10/5/2019 10:58	0:09	ESA	Data Not Available	Data Not Available	Oversupply
10/5/2019 10:58	0:09	ESB	Data Not Available	Data Not Available	Oversupply
10/5/2019 10:59	0:08	SSA3	0.05387	0.0480	Oversupply
10/5/2019 11:00	0:07	SSA2	0.31646	0.0040	Oversupply
10/5/2019 11:01	0:07	KWPPII	0.105880149	6.27614069	Oversupply
10/5/2019 11:07	0:01	SSA2	0.03965	0.0220	Oversupply
10/5/2019 11:07	0:01	SSA3	0.00547	0.0630	Oversupply
10/5/2019 11:07	0:01	SSA2	0.03965	0.4410	Oversupply
10/5/2019 11:08	0:01	SSA3	0.00559	0.2060	Oversupply
10/5/2019 11:08	0:01	SSA2	0.03965	0.6090	Oversupply
10/5/2019 11:09	0:01	SSA3	0.00559	0.1960	Oversupply
10/5/2019 11:09	0:01	SSA2	0.03965	0.3220	Oversupply
10/5/2019 11:09	0:01	SSA3	0.00559	0.1780	Oversupply
10/5/2019 11:10	0:01	SSA2	0.03965	0.0180	Oversupply
10/5/2019 11:10	0:01	SSA3	0.00559	0.0250	Oversupply
10/5/2019 11:11	0:01	SSA2	0.03965	0.1590	Oversupply
10/5/2019 11:11	0:01	SSA3	0.00547	0.1230	Oversupply
10/5/2019 11:12	0:05	BS250	Data Not Available	Data Not Available	Oversupply
10/5/2019 11:12	0:05	ESA	Data Not Available	Data Not Available	Oversupply
10/5/2019 11:12	0:05	ESB	Data Not Available	Data Not Available	Oversupply
10/5/2019 11:12	0:06	SSA3	0.04306	0.0530	Oversupply
10/5/2019 11:12	0:05	SSA2	0.23298	0.0220	Oversupply
10/5/2019 11:13	0:04	KWPPII	0.082307347	7.25613308	Oversupply
10/5/2019 11:17	0:01	SSA2	0.03867	0.0080	Oversupply
10/5/2019 11:18	0:01	BS250	Data Not Available	Data Not Available	Oversupply
10/5/2019 11:18	0:01	ESA	Data Not Available	Data Not Available	Oversupply
10/5/2019 11:18	0:01	ESB	Data Not Available	Data Not Available	Oversupply
10/5/2019 11:18	0:01	KWPPII	0.003037151	5.881948471	Oversupply



Maui Curtailment Report

October 2019

Start Date and Time	Duration	IPP Curtailed	Estimated Curtailed MWH	Peak MW Curtailed	Reasons for Curtailment
10/5/2019 11:18	0:01	SSA2	0.03867	0.0020	Oversupply
10/5/2019 11:18	0:01	SSA3	0.00516	0.0040	Oversupply
10/5/2019 11:19	0:01	SSA2	0.03867	0.3510	Oversupply
10/5/2019 11:19	0:01	SSA3	0.00516	0.1430	Oversupply
10/5/2019 11:20	0:01	SSA2	0.03867	1.2390	Oversupply
10/5/2019 11:20	0:01	SSA3	0.00527	0.2390	Oversupply
10/5/2019 11:20	0:01	SSA2	0.03867	0.9770	Oversupply
10/5/2019 11:21	0:01	SSA2	0.03867	0.1750	Oversupply
10/5/2019 11:22	0:01	SSA2	0.03867	1.1090	Oversupply
10/5/2019 11:23	0:10	BS250	Data Not Available	Data Not Available	Oversupply
10/5/2019 11:23	0:10	ESA	Data Not Available	Data Not Available	Oversupply
10/5/2019 11:23	0:10	ESB	Data Not Available	Data Not Available	Oversupply
10/5/2019 11:23	0:01	SSA3	0.00516	0.3260	Oversupply
10/5/2019 11:23	0:09	SSA2	0.40646	0.0890	Oversupply
10/5/2019 11:23	0:09	SSA3	0.05698	0.0070	Oversupply
10/5/2019 11:24	0:10	KWPll	0.116586316	5.423886776	Oversupply
10/5/2019 11:33	0:01	SSA3	0.00399	-0.0040	Oversupply
10/5/2019 11:33	0:01	SSA2	0.03368	0.0030	Oversupply
10/5/2019 11:33	0:01	SSA3	0.00407	-0.0040	Oversupply
10/5/2019 11:33	0:01	SSA2	0.03368	0.3670	Oversupply
10/5/2019 11:34	0:01	SSA2	0.03368	0.5240	Oversupply
10/5/2019 11:35	0:01	SSA2	0.03368	0.6540	Oversupply
10/5/2019 11:36	0:01	SSA2	0.03368	0.7420	Oversupply
10/5/2019 11:37	0:01	SSA2	0.03368	0.9990	Oversupply
10/5/2019 11:38	0:01	SSA2	0.03368	0.6890	Oversupply
10/5/2019 11:39	0:01	SSA2	0.03368	0.6470	Oversupply
10/5/2019 11:39	0:01	SSA3	0.00407	0.3640	Oversupply
10/5/2019 11:39	0:01	SSA2	0.03368	0.0610	Oversupply
10/5/2019 11:40	0:01	SSA2	0.03368	0.7730	Oversupply
10/5/2019 11:41	0:01	SSA2	0.03368	1.0400	Oversupply
10/5/2019 11:42	0:01	SSA2	0.03368	0.8080	Oversupply
10/5/2019 11:43	0:01	SSA2	0.03368	1.0470	Oversupply
10/5/2019 11:44	0:01	SSA2	0.03385	0.4600	Oversupply
10/5/2019 11:45	0:01	SSA2	0.03475	0.2930	Oversupply
10/5/2019 11:46	0:01	SSA2	0.03408	0.5850	Oversupply
10/5/2019 11:46	0:01	SSA2	0.03475	1.1750	Oversupply
10/5/2019 11:47	0:01	SSA2	0.03475	0.8070	Oversupply
10/5/2019 11:48	0:01	SSA2	0.03475	0.5820	Oversupply
10/5/2019 11:48	0:01	SSA3	0.00392	0.2540	Oversupply
10/5/2019 11:49	0:04	BS250	Data Not Available	Data Not Available	Oversupply
10/5/2019 11:49	0:04	ESA	Data Not Available	Data Not Available	Oversupply
10/5/2019 11:49	0:04	ESB	Data Not Available	Data Not Available	Oversupply
10/5/2019 11:49	0:03	SSA3	0.01558	0.0120	Oversupply
10/5/2019 11:49	0:03	SSA2	0.13899	0.0250	Oversupply
10/5/2019 11:50	0:03	KWPll	0.044926445	7.244157314	Oversupply
10/5/2019 11:52	0:01	SSA3	0.00392	-0.0030	Oversupply
10/5/2019 11:52	0:01	SSA2	0.03475	0.1210	Oversupply
10/5/2019 11:53	0:01	SSA2	0.03475	0.3570	Oversupply
10/5/2019 11:54	0:02	BS250	Data Not Available	Data Not Available	Oversupply
10/5/2019 11:54	0:02	ESA	Data Not Available	Data Not Available	Oversupply
10/5/2019 11:54	0:02	ESB	Data Not Available	Data Not Available	Oversupply
10/5/2019 11:54	0:01	SSA3	0.00383	-0.0030	Oversupply
10/5/2019 11:54	0:01	SSA2	0.03475	0.1860	Oversupply
10/5/2019 11:54	0:01	SSA3	0.00392	-0.0030	Oversupply
10/5/2019 11:55	0:01	KWPll	0.009894037	6.027649879	Oversupply
10/5/2019 11:55	0:01	SSA2	0.03475	0.0500	Oversupply
10/5/2019 11:55	0:01	SSA3	0.00383	0.0580	Oversupply
10/5/2019 11:56	0:01	SSA2	0.03475	0.6190	Oversupply
10/5/2019 11:57	0:01	SSA2	0.03475	0.9350	Oversupply
10/5/2019 11:58	0:01	SSA2	0.03475	1.5230	Oversupply
10/5/2019 11:59	0:01	SSA2	0.03475	0.9270	Oversupply
10/5/2019 11:59	0:01	SSA2	0.02533	0.6330	Oversupply
10/5/2019 12:00	0:01	SSA3	0.00120	0.2650	Oversupply
10/5/2019 12:00	0:01	SSA2	0.02453	0.3970	Oversupply
10/5/2019 12:01	0:01	SSA2	0.02405	0.2820	Oversupply
10/5/2019 12:01	0:01	SSA3	0.00118	0.3420	Oversupply
10/5/2019 12:02	0:01	SSA2	0.02453	0.6220	Oversupply
10/5/2019 12:03	0:01	SSA2	0.02453	1.1720	Oversupply
10/5/2019 12:04	0:01	SSA2	0.02453	1.1430	Oversupply
10/5/2019 12:05	0:01	SSA2	0.02453	1.6550	Oversupply
10/5/2019 12:05	0:01	SSA2	0.02453	1.7580	Oversupply
10/5/2019 12:06	0:01	SSA2	0.02453	1.4670	Oversupply
10/5/2019 12:07	0:01	SSA2	0.02453	1.9080	Oversupply



Maui Curtailment Report

October 2019

Start Date and Time	Duration	IPP Curtailed	Estimated Curtailed MWH	Peak MW Curtailed	Reasons for Curtailment
10/5/2019 12:08	0:01	SSA2	0.02453	1.1840	Oversupply
10/5/2019 12:09	0:01	SSA2	0.02453	0.7810	Oversupply
10/5/2019 12:10	0:01	SSA2	0.02453	0.1960	Oversupply
10/5/2019 12:11	0:01	SSA2	0.02453	1.2420	Oversupply
10/5/2019 12:11	0:01	SSA2	0.02453	0.4650	Oversupply
10/5/2019 12:12	0:01	SSA2	0.02453	1.6220	Oversupply
10/5/2019 12:13	0:01	SSA2	0.02453	1.4530	Oversupply
10/5/2019 12:14	0:01	SSA2	0.01349	2.4230	Oversupply
10/5/2019 12:16	0:01	SSA2	0.00320	2.8410	Oversupply
10/5/2019 12:18	0:01	SSA2	0.00326	2.5840	Oversupply
10/5/2019 12:19	0:01	SSA2	0.00326	2.4690	Oversupply
10/5/2019 12:20	0:01	SSA2	0.00326	2.5710	Oversupply
10/5/2019 12:21	0:01	SSA2	0.00326	2.3060	Oversupply
10/5/2019 12:22	0:01	SSA2	0.00326	2.7030	Oversupply
10/5/2019 14:29	0:01	AWE	0.001666667	0.100000001	Oversupply
10/5/2019 14:38	0:01	AWE	0.001666667	0.100000001	Oversupply
10/6/2019 15:23	0:01	KWPPII	0.000199591	0.011975463	Oversupply
10/6/2019 16:01	0:01	KWPPII	0.00289407	0.173644215	Oversupply
10/6/2019 23:48	0:01	KWPPII	3.32652E-05	0.001995911	Oversupply
10/7/2019 10:50	0:01	KWP	0.006153846	0.184615389	Oversupply
10/8/2019 10:34	0:01	KWPPII	0.001164281	0.069856867	Oversupply
10/8/2019 11:59	0:01	KWPPII	0.001114383	0.066863008	Oversupply
10/11/2019 9:11	0:01	KWP	0.004395605	0.131868139	Oversupply
10/11/2019 22:50	0:53	KWPPII	6.334923927	19.19267654	Oversupply
10/12/2019 0:06	5:00	KWPPII	53.74597643	20.70757294	Oversupply
10/12/2019 5:07	0:01	KWPPII	0.001898098	20.20959282	Oversupply
10/12/2019 5:10	0:51	KWPPII	5.36532979	20.40119934	Oversupply
10/12/2019 6:07	0:46	BS250	Data Not Available	Data Not Available	Oversupply
10/12/2019 6:07	0:46	ESA	Data Not Available	Data Not Available	Oversupply
10/12/2019 6:07	0:46	ESB	Data Not Available	Data Not Available	Oversupply
10/12/2019 6:07	0:46	KWPPII	3.971167437	19.01903152	Oversupply
10/12/2019 6:21	0:31	SSA3	0.02357	0.0060	Oversupply
10/12/2019 6:29	0:23	SSA2	0.02299	-0.0010	Oversupply
10/12/2019 7:16	0:01	SSA3	0.00414	0.4810	Oversupply
10/12/2019 7:17	0:01	BS250	Data Not Available	Data Not Available	Oversupply
10/12/2019 7:17	0:01	ESA	Data Not Available	Data Not Available	Oversupply
10/12/2019 7:17	0:01	ESB	Data Not Available	Data Not Available	Oversupply
10/12/2019 7:17	0:01	SSA2	0.00234	0.2360	Oversupply
10/12/2019 7:17	0:01	SSA3	0.00423	0.0170	Oversupply
10/12/2019 7:17	0:01	SSA2	0.00234	0.0060	Oversupply
10/12/2019 7:18	0:01	SSA3	0.00432	0.3740	Oversupply
10/12/2019 7:22	0:01	SSA3	0.00414	0.5510	Oversupply
10/12/2019 7:23	0:28	BS250	Data Not Available	Data Not Available	Oversupply
10/12/2019 7:23	0:28	ESA	Data Not Available	Data Not Available	Oversupply
10/12/2019 7:23	0:28	ESB	Data Not Available	Data Not Available	Oversupply
10/12/2019 7:23	0:27	SSA3	0.25563	0.2780	Oversupply
10/12/2019 7:23	0:27	SSA2	0.24442	0.0210	Oversupply
10/12/2019 7:24	0:33	KWPPII	2.177259334	18.84339142	Oversupply
10/12/2019 7:50	0:01	SSA2	0.01151	0.0000	Oversupply
10/12/2019 7:51	0:01	SSA3	0.00850	0.1280	Oversupply
10/12/2019 7:51	0:06	SSA2	0.08057	0.0820	Oversupply
10/12/2019 7:51	0:05	SSA3	0.05063	0.1140	Oversupply
10/12/2019 7:52	0:05	BS250	Data Not Available	Data Not Available	Oversupply
10/12/2019 7:52	0:05	ESA	Data Not Available	Data Not Available	Oversupply
10/12/2019 7:52	0:05	ESB	Data Not Available	Data Not Available	Oversupply
10/12/2019 7:56	0:01	SSA3	0.00850	-0.0050	Oversupply
10/12/2019 7:57	0:01	SSA3	0.00850	0.2840	Oversupply
10/12/2019 7:57	0:01	SSA2	0.01151	0.0830	Oversupply
10/12/2019 7:57	0:01	SSA3	0.00832	0.1940	Oversupply
10/12/2019 7:58	0:01	SSA2	0.01151	0.0720	Oversupply
10/12/2019 7:58	0:01	SSA3	0.00850	0.0480	Oversupply
10/12/2019 7:59	0:01	SSA3	0.00791	0.3170	Oversupply
10/12/2019 8:01	0:01	SSA3	0.01021	0.6990	Oversupply
10/12/2019 8:01	0:01	SSA2	0.01096	0.5820	Oversupply
10/12/2019 8:01	0:01	SSA3	0.01021	0.5310	Oversupply
10/12/2019 8:02	0:02	SSA2	0.02191	0.1940	Oversupply
10/12/2019 8:02	0:02	KWPPII	0.011725171	12.99537373	Oversupply
10/12/2019 8:02	0:02	SSA3	0.02019	0.0090	Oversupply
10/12/2019 8:03	0:01	BS250	Data Not Available	Data Not Available	Oversupply
10/12/2019 8:03	0:01	ESA	Data Not Available	Data Not Available	Oversupply
10/12/2019 8:03	0:01	ESB	Data Not Available	Data Not Available	Oversupply
10/12/2019 8:03	0:01	SSA2	0.01096	-0.0020	Oversupply
10/12/2019 8:04	0:01	SSA3	0.01021	0.1080	Oversupply



Maui Curtailment Report

October 2019

Start Date and Time	Duration	IPP Curtailed	Estimated Curtailed MWH	Peak MW Curtailed	Reasons for Curtailment
10/12/2019 8:04	0:01	SSA2	0.01096	0.0950	Oversupply
10/12/2019 8:04	0:01	SSA3	0.01021	0.2590	Oversupply
10/12/2019 8:05	0:05	BS250	Data Not Available	Data Not Available	Oversupply
10/12/2019 8:05	0:05	ESA	Data Not Available	Data Not Available	Oversupply
10/12/2019 8:05	0:05	ESB	Data Not Available	Data Not Available	Oversupply
10/12/2019 8:05	0:05	SSA2	0.06573	0.0940	Oversupply
10/12/2019 8:05	0:01	SSA3	0.01021	0.0040	Oversupply
10/12/2019 8:06	0:04	SSA3	0.05082	0.0040	Oversupply
10/12/2019 8:07	0:04	KWPPII	0.108415318	15.35653591	Oversupply
10/12/2019 8:10	0:01	SSA3	0.01021	-0.0020	Oversupply
10/12/2019 8:10	0:01	SSA2	0.01096	0.0290	Oversupply
10/12/2019 8:10	0:01	SSA3	0.00999	0.1030	Oversupply
10/12/2019 8:11	0:01	SSA2	0.01096	0.0430	Oversupply
10/12/2019 8:11	0:01	SSA3	0.01021	0.0830	Oversupply
10/12/2019 8:12	0:01	SSA2	0.01096	0.5290	Oversupply
10/12/2019 8:12	0:01	SSA3	0.00999	0.2310	Oversupply
10/12/2019 8:13	0:01	SSA3	0.00999	0.3650	Oversupply
10/12/2019 8:13	0:01	SSA2	0.01096	0.0120	Oversupply
10/12/2019 8:13	0:01	SSA3	0.01021	0.2930	Oversupply
10/12/2019 8:14	0:01	SSA2	0.01096	0.2360	Oversupply
10/12/2019 8:15	0:01	SSA2	0.00828	0.2600	Oversupply
10/12/2019 8:21	0:01	SSA3	0.00833	1.3130	Oversupply
10/12/2019 8:21	0:01	SSA2	0.00828	0.5700	Oversupply
10/12/2019 8:22	0:27	BS250	Data Not Available	Data Not Available	Oversupply
10/12/2019 8:22	0:27	ESA	Data Not Available	Data Not Available	Oversupply
10/12/2019 8:22	0:27	ESB	Data Not Available	Data Not Available	Oversupply
10/12/2019 8:22	0:27	SSA3	0.56773	1.2150	Oversupply
10/12/2019 8:22	0:26	SSA2	0.46229	0.0190	Oversupply
10/12/2019 8:23	0:26	KWPPII	1.746473567	16.64988518	Oversupply
10/12/2019 8:48	0:01	SSA2	0.01915	0.0050	Oversupply
10/12/2019 8:49	0:01	SSA3	0.02052	0.1470	Oversupply
10/12/2019 8:49	0:02	SSA2	0.03829	0.2770	Oversupply
10/12/2019 8:49	0:01	SSA3	0.02098	0.1180	Oversupply
10/12/2019 8:50	0:01	SSA3	0.02098	0.3540	Oversupply
10/12/2019 8:51	0:01	BS250	Data Not Available	Data Not Available	Oversupply
10/12/2019 8:51	0:01	ESA	Data Not Available	Data Not Available	Oversupply
10/12/2019 8:51	0:01	ESB	Data Not Available	Data Not Available	Oversupply
10/12/2019 8:51	0:01	SSA2	0.01915	0.1330	Oversupply
10/12/2019 8:51	0:01	SSA3	0.02052	0.0310	Oversupply
10/12/2019 8:52	0:01	KWPPII	0.00010554	10.99147987	Oversupply
10/12/2019 8:52	0:01	SSA3	0.02098	0.0190	Oversupply
10/12/2019 8:52	0:01	SSA2	0.01915	0.0100	Oversupply
10/12/2019 8:52	0:01	SSA3	0.02098	0.0410	Oversupply
10/12/2019 8:53	0:01	SSA2	0.01915	0.1090	Oversupply
10/12/2019 8:53	0:01	SSA3	0.02052	0.1510	Oversupply
10/12/2019 8:53	0:01	SSA2	0.01915	0.0330	Oversupply
10/12/2019 8:54	0:03	BS250	Data Not Available	Data Not Available	Oversupply
10/12/2019 8:54	0:03	ESA	Data Not Available	Data Not Available	Oversupply
10/12/2019 8:54	0:03	ESB	Data Not Available	Data Not Available	Oversupply
10/12/2019 8:54	0:04	KWPPII	0.04943471	12.33971691	Oversupply
10/12/2019 8:54	0:01	SSA3	0.02098	0.0000	Oversupply
10/12/2019 8:54	0:01	SSA2	0.01915	0.0110	Oversupply
10/12/2019 8:55	0:02	SSA3	0.06248	-0.0010	Oversupply
10/12/2019 8:55	0:02	SSA2	0.03829	0.0010	Oversupply
10/12/2019 8:57	0:01	SSA2	0.01915	0.0020	Oversupply
10/12/2019 8:57	0:01	SSA3	0.02144	0.0020	Oversupply
10/12/2019 8:58	0:01	SSA3	0.02144	0.2490	Oversupply
10/12/2019 8:58	0:01	SSA2	0.01915	0.1450	Oversupply
10/12/2019 8:59	0:01	SSA3	0.02052	0.4550	Oversupply
10/12/2019 8:59	0:01	SSA2	0.01915	0.3390	Oversupply
10/12/2019 8:59	0:01	SSA3	0.02123	0.7010	Oversupply
10/12/2019 9:00	0:01	SSA2	0.02246	0.4100	Oversupply
10/12/2019 9:00	0:01	SSA3	0.02391	0.8930	Oversupply
10/12/2019 9:00	0:01	SSA2	0.02291	0.6620	Oversupply
10/12/2019 9:01	0:08	BS250	Data Not Available	Data Not Available	Oversupply
10/12/2019 9:01	0:08	ESA	Data Not Available	Data Not Available	Oversupply
10/12/2019 9:01	0:08	ESB	Data Not Available	Data Not Available	Oversupply
10/12/2019 9:01	0:04	SSA3	0.11853	0.6400	Oversupply
10/12/2019 9:01	0:03	SSA2	0.09162	0.1640	Oversupply
10/12/2019 9:02	0:03	KWPPII	0.065061315	12.3516922	Oversupply
10/12/2019 9:05	0:01	SSA3	0.02391	0.0170	Oversupply
10/12/2019 9:05	0:01	SSA2	0.02291	0.0000	Oversupply
10/12/2019 9:05	0:04	SSA3	0.11853	0.0160	Oversupply



Maui Curtailment Report

October 2019

Start Date and Time	Duration	IPP Curtailed	Estimated Curtailed MWH	Peak MW Curtailed	Reasons for Curtailment
10/12/2019 9:06	0:01	SSA2	0.02291	0.0010	Oversupply
10/12/2019 9:06	0:03	SSA2	0.06872	0.0030	Oversupply
10/12/2019 9:07	0:03	KWPPII	0.059261703	12.05929184	Oversupply
10/12/2019 9:09	0:01	SSA2	0.02291	-0.0010	Oversupply
10/12/2019 9:09	0:01	SSA3	0.02391	0.0520	Oversupply
10/12/2019 9:10	0:06	SSA2	0.16241	0.1100	Oversupply
10/12/2019 9:10	0:01	SSA3	0.02339	0.1550	Oversupply
10/12/2019 9:11	0:01	SSA3	0.02391	0.1970	Oversupply
10/12/2019 9:11	0:04	SSA3	0.12086	0.0190	Oversupply
10/12/2019 9:12	0:04	BS250	Data Not Available	Data Not Available	Oversupply
10/12/2019 9:12	0:04	ESA	Data Not Available	Data Not Available	Oversupply
10/12/2019 9:12	0:04	ESB	Data Not Available	Data Not Available	Oversupply
10/12/2019 9:12	0:04	KWPPII	0.051235723	13.89952087	Oversupply
10/12/2019 9:15	0:01	SSA3	0.02572	0.0020	Oversupply
10/12/2019 9:16	0:01	SSA2	0.02578	0.0110	Oversupply
10/12/2019 9:16	0:01	SSA3	0.02686	0.0850	Oversupply
10/12/2019 9:17	0:01	SSA2	0.02578	0.1440	Oversupply
10/12/2019 9:17	0:01	SSA3	0.02629	0.1400	Oversupply
10/12/2019 9:18	0:01	BS250	Data Not Available	Data Not Available	Oversupply
10/12/2019 9:18	0:01	ESA	Data Not Available	Data Not Available	Oversupply
10/12/2019 9:18	0:01	ESB	Data Not Available	Data Not Available	Oversupply
10/12/2019 9:18	0:01	SSA3	0.02629	0.0600	Oversupply
10/12/2019 9:18	0:01	SSA2	0.02578	0.1490	Oversupply
10/12/2019 9:18	0:01	SSA3	0.02629	0.0600	Oversupply
10/12/2019 9:19	0:01	SSA2	0.02578	0.0000	Oversupply
10/12/2019 9:19	0:01	SSA3	0.02686	0.1250	Oversupply
10/12/2019 9:19	0:01	SSA2	0.02578	0.1300	Oversupply
10/12/2019 9:20	0:01	BS250	Data Not Available	Data Not Available	Oversupply
10/12/2019 9:20	0:01	ESA	Data Not Available	Data Not Available	Oversupply
10/12/2019 9:20	0:01	ESB	Data Not Available	Data Not Available	Oversupply
10/12/2019 9:20	0:01	SSA3	0.02629	0.2850	Oversupply
10/12/2019 9:20	0:01	SSA2	0.02578	0.0760	Oversupply
10/12/2019 9:21	0:01	KWPPII	0.001193889	13.43048191	Oversupply
10/12/2019 9:21	0:01	SSA3	0.02572	0.0540	Oversupply
10/12/2019 9:21	0:01	SSA2	0.02578	0.2390	Oversupply
10/12/2019 9:21	0:01	SSA3	0.02629	0.3630	Oversupply
10/12/2019 9:22	0:01	SSA2	0.02578	0.3380	Oversupply
10/12/2019 9:22	0:01	SSA3	0.02629	0.0630	Oversupply
10/12/2019 9:23	0:05	BS250	Data Not Available	Data Not Available	Oversupply
10/12/2019 9:23	0:05	ESA	Data Not Available	Data Not Available	Oversupply
10/12/2019 9:23	0:05	ESB	Data Not Available	Data Not Available	Oversupply
10/12/2019 9:23	0:03	SSA2	0.10312	0.1210	Oversupply
10/12/2019 9:23	0:03	SSA3	0.10517	0.0510	Oversupply
10/12/2019 9:24	0:05	KWPPII	0.046083546	13.67597961	Oversupply
10/12/2019 9:26	0:02	SSA3	0.05258	0.0210	Oversupply
10/12/2019 9:26	0:02	SSA2	0.05156	0.0060	Oversupply
10/12/2019 9:28	0:01	SSA3	0.02629	0.0200	Oversupply
10/12/2019 9:28	0:01	SSA2	0.02578	0.0480	Oversupply
10/12/2019 9:28	0:01	SSA3	0.02572	0.2910	Oversupply
10/12/2019 9:29	0:01	SSA2	0.02094	0.0680	Oversupply
10/12/2019 9:29	0:01	SSA3	0.02021	0.1940	Oversupply
10/12/2019 9:30	0:01	SSA2	0.01169	0.0570	Oversupply
10/12/2019 9:30	0:01	SSA3	0.01234	0.0230	Oversupply
10/12/2019 9:31	0:01	SSA3	0.01289	0.6260	Oversupply
10/12/2019 9:31	0:01	SSA2	0.01192	0.1310	Oversupply
10/12/2019 9:31	0:01	SSA3	0.01261	0.3130	Oversupply
10/12/2019 9:32	0:01	SSA2	0.01192	0.1350	Oversupply
10/12/2019 9:32	0:01	SSA3	0.01261	0.1840	Oversupply
10/12/2019 9:32	0:01	SSA2	0.01192	0.1790	Oversupply
10/12/2019 9:33	0:01	BS250	Data Not Available	Data Not Available	Oversupply
10/12/2019 9:33	0:01	ESA	Data Not Available	Data Not Available	Oversupply
10/12/2019 9:33	0:01	ESB	Data Not Available	Data Not Available	Oversupply
10/12/2019 9:33	0:01	SSA3	0.01234	0.1760	Oversupply
10/12/2019 9:33	0:01	SSA2	0.01192	0.0380	Oversupply
10/12/2019 9:34	0:01	SSA3	0.01234	0.2600	Oversupply
10/12/2019 9:34	0:01	SSA2	0.01192	0.3760	Oversupply
10/12/2019 9:34	0:01	SSA3	0.01261	0.7540	Oversupply
10/12/2019 9:35	0:01	SSA2	0.01192	0.3320	Oversupply
10/12/2019 9:35	0:01	SSA3	0.01261	0.7870	Oversupply
10/12/2019 9:36	0:01	SSA2	0.01192	0.6420	Oversupply
10/12/2019 9:39	0:01	SSA3	0.01261	2.3410	Oversupply
10/12/2019 9:42	0:01	SSA2	0.01192	2.0940	Oversupply
10/12/2019 9:43	0:01	SSA3	0.01289	2.3920	Oversupply



Maui Curtailment Report

October 2019

Start Date and Time	Duration	IPP Curtailed	Estimated Curtailed MWH	Peak MW Curtailed	Reasons for Curtailment
10/12/2019 9:43	0:01	SSA2	0.01192	2.0980	Oversupply
10/12/2019 9:44	0:01	SSA3	0.01234	0.3310	Oversupply
10/12/2019 9:44	0:01	SSA2	0.01192	1.0610	Oversupply
10/12/2019 9:44	0:01	SSA3	0.02388	0.8580	Oversupply
10/12/2019 9:45	0:56	BS250	Data Not Available	Data Not Available	Oversupply
10/12/2019 9:45	0:56	ESA	Data Not Available	Data Not Available	Oversupply
10/12/2019 9:45	0:56	ESB	Data Not Available	Data Not Available	Oversupply
10/12/2019 9:45	0:01	SSA2	0.03066	0.5320	Oversupply
10/12/2019 9:45	0:53	SSA3	2.20501	0.0130	Oversupply
10/12/2019 9:45	0:53	SSA2	1.95974	0.0510	Oversupply
10/12/2019 9:46	0:11	KWPPII	0.44038496	13.2877504	Oversupply
10/12/2019 9:58	0:42	KWPPII	4.096417379	17.07202148	Oversupply
10/12/2019 10:38	0:02	SSA3	0.09265	0.0010	Oversupply
10/12/2019 10:38	0:02	SSA2	0.05591	0.0340	Oversupply
10/12/2019 10:40	0:01	SSA2	0.02795	0.4280	Oversupply
10/12/2019 10:40	0:01	SSA3	0.03179	0.1640	Oversupply
10/12/2019 10:41	0:01	SSA3	0.03111	0.2190	Oversupply
10/12/2019 10:41	0:01	SSA2	0.02795	0.0560	Oversupply
10/12/2019 10:41	0:01	SSA3	0.03179	0.5220	Oversupply
10/12/2019 10:42	0:01	SSA2	0.02795	0.8030	Oversupply
10/12/2019 10:42	0:01	SSA3	0.03179	0.8350	Oversupply
10/12/2019 10:42	0:01	SSA2	0.02795	0.9710	Oversupply
10/12/2019 10:43	0:01	SSA3	0.03111	1.2710	Oversupply
10/12/2019 10:43	0:01	SSA2	0.02795	0.7850	Oversupply
10/12/2019 10:44	0:01	SSA3	0.02954	1.9550	Oversupply
10/12/2019 10:46	0:01	SSA2	0.00419	2.9060	Oversupply
10/12/2019 10:48	0:01	SSA3	0.01139	2.6630	Oversupply
10/12/2019 10:49	0:01	SSA2	0.00419	2.8510	Oversupply
10/12/2019 10:49	0:01	SSA3	0.01115	2.6480	Oversupply
10/12/2019 10:49	0:01	SSA2	0.00419	1.3650	Oversupply
10/12/2019 10:50	0:01	SSA3	0.01115	0.3000	Oversupply
10/12/2019 10:50	0:01	SSA2	0.00411	0.4310	Oversupply
10/12/2019 10:51	0:01	SSA3	0.01139	0.0510	Oversupply
10/12/2019 10:51	0:01	SSA2	0.00419	1.6370	Oversupply
10/12/2019 10:52	0:01	SSA3	0.01139	0.4800	Oversupply
10/12/2019 10:52	0:01	SSA2	0.00419	1.0130	Oversupply
10/12/2019 10:52	0:01	SSA3	0.01115	1.4100	Oversupply
10/12/2019 10:55	0:01	SSA2	0.00419	2.6310	Oversupply
10/12/2019 10:56	0:01	SSA3	0.01139	1.9650	Oversupply
10/12/2019 10:57	0:01	SSA3	0.01115	2.0710	Oversupply
10/12/2019 10:57	0:01	SSA2	0.00419	2.2180	Oversupply
10/12/2019 10:58	0:01	SSA3	0.01139	2.1850	Oversupply
10/12/2019 10:58	0:01	SSA2	0.00419	1.7040	Oversupply
10/12/2019 10:59	0:01	SSA2	0.01115	2.8680	Oversupply
10/12/2019 10:59	0:01	SSA3	0.01822	2.8120	Oversupply
10/12/2019 11:00	0:01	SSA2	0.02623	2.2320	Oversupply
10/12/2019 11:00	0:01	SSA3	0.02389	0.6580	Oversupply
10/12/2019 11:01	0:02	BS250	Data Not Available	Data Not Available	Oversupply
10/12/2019 11:01	0:02	ESA	Data Not Available	Data Not Available	Oversupply
10/12/2019 11:01	0:02	ESB	Data Not Available	Data Not Available	Oversupply
10/12/2019 11:01	0:03	SSA2	0.07868	0.7160	Oversupply
10/12/2019 11:01	0:02	SSA3	0.04727	0.0080	Oversupply
10/12/2019 11:02	0:03	KWPPII	0.017873164	2.30128479	Oversupply
10/12/2019 11:02	0:01	SSA3	0.02389	-0.0040	Oversupply
10/12/2019 11:03	0:01	SSA3	0.02389	0.0030	Oversupply
10/12/2019 11:03	0:01	SSA2	0.02572	0.0090	Oversupply
10/12/2019 11:04	0:01	SSA3	0.02389	0.0220	Oversupply
10/12/2019 11:04	0:01	SSA2	0.02623	0.0030	Oversupply
10/12/2019 11:05	0:01	SSA3	0.02338	0.1290	Oversupply
10/12/2019 11:05	0:01	SSA2	0.02572	0.1120	Oversupply
10/12/2019 11:05	0:01	SSA3	0.02389	0.1270	Oversupply
10/12/2019 11:06	0:01	SSA2	0.02623	0.0910	Oversupply
10/12/2019 11:07	0:01	SSA3	0.02389	0.4990	Oversupply
10/12/2019 11:08	0:01	SSA2	0.02623	0.2690	Oversupply
10/12/2019 11:08	0:01	SSA3	0.02338	0.9570	Oversupply
10/12/2019 11:08	0:01	SSA2	0.02623	0.4790	Oversupply
10/12/2019 11:09	0:01	SSA3	0.02338	2.6900	Oversupply
10/12/2019 11:10	0:01	SSA3	0.02389	2.8580	Oversupply
10/12/2019 11:10	0:01	SSA2	0.02623	1.3910	Oversupply
10/12/2019 11:11	0:01	SSA3	0.02389	2.8820	Oversupply
10/12/2019 11:11	0:01	SSA2	0.02623	2.0860	Oversupply
10/12/2019 11:12	0:01	SSA3	0.02338	2.0320	Oversupply
10/12/2019 11:12	0:01	SSA2	0.02623	2.1030	Oversupply



Maui Curtailment Report

October 2019

Start Date and Time	Duration	IPP Curtailed	Estimated Curtailed MWH	Peak MW Curtailed	Reasons for Curtailment
10/12/2019 11:12	0:01	SSA3	0.02389	1.8530	Oversupply
10/12/2019 11:13	0:01	SSA2	0.02623	2.1140	Oversupply
10/12/2019 11:13	0:01	SSA3	0.02389	2.0200	Oversupply
10/12/2019 11:14	0:01	SSA2	0.02623	2.0300	Oversupply
10/12/2019 11:14	0:01	SSA3	0.02414	1.4290	Oversupply
10/12/2019 11:15	0:01	SSA2	0.02905	1.4630	Oversupply
10/12/2019 11:15	0:01	SSA3	0.02668	1.0920	Oversupply
10/12/2019 11:15	0:01	SSA2	0.02905	0.0860	Oversupply
10/12/2019 11:16	0:01	SSA3	0.02786	0.5190	Oversupply
10/12/2019 11:16	0:01	SSA2	0.02905	0.6960	Oversupply
10/12/2019 11:16	0:01	SSA3	0.02727	1.6450	Oversupply
10/12/2019 11:17	0:01	SSA3	0.02786	1.7220	Oversupply
10/12/2019 11:17	0:01	SSA2	0.02905	0.4040	Oversupply
10/12/2019 11:18	0:01	SSA3	0.02786	2.2550	Oversupply
10/12/2019 11:18	0:01	SSA2	0.02905	1.2740	Oversupply
10/12/2019 11:19	0:01	SSA3	0.02727	2.3730	Oversupply
10/12/2019 11:19	0:01	SSA2	0.02905	2.2690	Oversupply
10/12/2019 11:19	0:01	SSA3	0.02727	2.2350	Oversupply
10/12/2019 11:20	0:01	SSA2	0.02905	2.2620	Oversupply
10/12/2019 11:20	0:01	SSA3	0.02786	0.8470	Oversupply
10/12/2019 11:21	0:01	SSA2	0.02905	1.3560	Oversupply
10/12/2019 11:21	0:01	SSA3	0.02727	0.7670	Oversupply
10/12/2019 11:21	0:01	SSA2	0.02905	0.3580	Oversupply
10/12/2019 11:22	0:01	SSA3	0.02786	0.2250	Oversupply
10/12/2019 11:22	0:01	SSA2	0.02905	0.1880	Oversupply
10/12/2019 11:22	0:02	SSA3	0.08240	0.0240	Oversupply
10/12/2019 11:23	0:02	BS250	Data Not Available	Data Not Available	Oversupply
10/12/2019 11:23	0:02	ESA	Data Not Available	Data Not Available	Oversupply
10/12/2019 11:23	0:02	ESB	Data Not Available	Data Not Available	Oversupply
10/12/2019 11:23	0:03	KWP11	0.035898288	6.850963116	Oversupply
10/12/2019 11:23	0:02	SSA2	0.05810	0.0280	Oversupply
10/12/2019 11:25	0:01	SSA3	0.02667	0.0010	Oversupply
10/12/2019 11:25	0:01	SSA2	0.02905	0.0020	Oversupply
10/12/2019 11:26	0:01	SSA3	0.02727	0.0840	Oversupply
10/12/2019 11:26	0:01	SSA2	0.02905	0.0870	Oversupply
10/12/2019 11:26	0:01	SSA3	0.02786	0.1250	Oversupply
10/12/2019 11:27	0:01	SSA2	0.02905	0.1020	Oversupply
10/12/2019 11:27	0:01	SSA3	0.02786	0.1330	Oversupply
10/12/2019 11:28	0:01	SSA2	0.02905	0.1370	Oversupply
10/12/2019 11:28	0:01	SSA3	0.02727	0.1160	Oversupply
10/12/2019 11:28	0:01	SSA2	0.02905	0.1190	Oversupply
10/12/2019 11:29	0:01	SSA3	0.02727	0.4240	Oversupply
10/12/2019 11:29	0:01	SSA2	0.03209	0.5190	Oversupply
10/12/2019 11:29	0:01	SSA3	0.02992	0.8140	Oversupply
10/12/2019 11:30	0:01	SSA2	0.03132	0.2310	Oversupply
10/12/2019 11:30	0:01	SSA3	0.03100	0.0790	Oversupply
10/12/2019 11:31	0:01	SSA2	0.03257	0.1800	Oversupply
10/12/2019 11:31	0:01	SSA3	0.03100	0.0380	Oversupply
10/12/2019 11:32	0:01	BS250	Data Not Available	Data Not Available	Oversupply
10/12/2019 11:32	0:01	ESA	Data Not Available	Data Not Available	Oversupply
10/12/2019 11:32	0:01	ESB	Data Not Available	Data Not Available	Oversupply
10/12/2019 11:32	0:02	SSA3	0.06065	0.0020	Oversupply
10/12/2019 11:32	0:01	SSA2	0.03257	0.0080	Oversupply
10/12/2019 11:33	0:01	KWP11	0.005685846	6.012680531	Oversupply
10/12/2019 11:33	0:01	SSA2	0.03257	-0.0010	Oversupply
10/12/2019 11:33	0:01	SSA3	0.03100	0.0010	Oversupply
10/12/2019 11:34	0:01	SSA2	0.03257	0.0830	Oversupply
10/12/2019 11:34	0:01	SSA3	0.03100	0.1000	Oversupply
10/12/2019 11:34	0:01	SSA2	0.03257	0.1050	Oversupply
10/12/2019 11:35	0:02	BS250	Data Not Available	Data Not Available	Oversupply
10/12/2019 11:35	0:02	ESA	Data Not Available	Data Not Available	Oversupply
10/12/2019 11:35	0:02	ESB	Data Not Available	Data Not Available	Oversupply
10/12/2019 11:35	0:02	SSA3	0.06267	0.0230	Oversupply
10/12/2019 11:35	0:01	SSA2	0.03257	0.0070	Oversupply
10/12/2019 11:36	0:01	SSA2	0.03257	-0.0010	Oversupply
10/12/2019 11:36	0:01	SSA3	0.03100	0.0590	Oversupply
10/12/2019 11:37	0:01	SSA2	0.03257	0.0550	Oversupply
10/12/2019 11:37	0:01	SSA3	0.03167	0.3210	Oversupply
10/12/2019 11:38	0:01	SSA3	0.03167	0.5680	Oversupply
10/12/2019 11:38	0:01	SSA2	0.03257	0.2720	Oversupply
10/12/2019 11:39	0:01	SSA3	0.03100	0.8130	Oversupply
10/12/2019 11:39	0:01	SSA2	0.03257	0.5740	Oversupply
10/12/2019 11:39	0:01	SSA3	0.03100	0.7070	Oversupply



Maui Curtailment Report

October 2019

Start Date and Time	Duration	IPP Curtailed	Estimated Curtailed MWH	Peak MW Curtailed	Reasons for Curtailment
10/12/2019 11:40	0:01	SSA2	0.03257	0.6600	Oversupply
10/12/2019 11:40	0:01	SSA3	0.03167	0.6830	Oversupply
10/12/2019 11:40	0:01	SSA2	0.03257	0.4610	Oversupply
10/12/2019 11:41	0:01	SSA3	0.03100	0.2870	Oversupply
10/12/2019 11:41	0:01	SSA2	0.03257	0.4100	Oversupply
10/12/2019 11:42	0:01	SSA3	0.03167	1.1490	Oversupply
10/12/2019 11:42	0:01	SSA2	0.03257	0.4910	Oversupply
10/12/2019 11:42	0:01	SSA3	0.03167	1.3660	Oversupply
10/12/2019 11:43	0:01	SSA2	0.03257	1.4840	Oversupply
10/12/2019 11:43	0:01	SSA3	0.03100	1.2660	Oversupply
10/12/2019 11:44	0:01	SSA2	0.03257	0.9410	Oversupply
10/12/2019 11:44	0:01	SSA3	0.03140	0.7980	Oversupply
10/12/2019 11:45	0:01	SSA2	0.02670	0.1020	Oversupply
10/12/2019 11:45	0:01	SSA3	0.03033	0.9080	Oversupply
10/12/2019 11:46	0:01	SSA3	0.03033	0.6370	Oversupply
10/12/2019 11:46	0:01	SSA2	0.02618	0.6380	Oversupply
10/12/2019 11:46	0:01	SSA3	0.03099	0.1500	Oversupply
10/12/2019 11:47	0:01	SSA2	0.02670	0.0570	Oversupply
10/12/2019 11:47	0:01	SSA3	0.03099	1.0470	Oversupply
10/12/2019 11:47	0:01	SSA2	0.02670	1.0920	Oversupply
10/12/2019 11:48	0:01	SSA3	0.03033	2.7800	Oversupply
10/12/2019 11:48	0:01	SSA2	0.02670	0.3330	Oversupply
10/12/2019 11:49	0:01	SSA3	0.03099	1.7100	Oversupply
10/12/2019 11:49	0:01	SSA2	0.02670	1.3990	Oversupply
10/12/2019 11:49	0:01	SSA3	0.03033	1.3380	Oversupply
10/12/2019 11:50	0:01	SSA2	0.02670	0.8280	Oversupply
10/12/2019 11:50	0:01	SSA3	0.03033	0.9650	Oversupply
10/12/2019 11:51	0:07	BS250	Data Not Available	Data Not Available	Oversupply
10/12/2019 11:51	0:07	ESA	Data Not Available	Data Not Available	Oversupply
10/12/2019 11:51	0:07	ESB	Data Not Available	Data Not Available	Oversupply
10/12/2019 11:51	0:07	SSA2	0.21358	0.3880	Oversupply
10/12/2019 11:51	0:07	SSA3	0.27499	0.0370	Oversupply
10/12/2019 11:52	0:05	KWP11	0.114271665	8.410767555	Oversupply
10/12/2019 11:58	0:12	KWP11	0.727721304	6.802063465	Oversupply
10/12/2019 11:58	0:01	SSA2	0.02670	0.0010	Oversupply
10/12/2019 11:58	0:01	SSA3	0.03099	0.0600	Oversupply
10/12/2019 11:59	0:10	BS250	Data Not Available	Data Not Available	Oversupply
10/12/2019 11:59	0:10	ESA	Data Not Available	Data Not Available	Oversupply
10/12/2019 11:59	0:10	ESB	Data Not Available	Data Not Available	Oversupply
10/12/2019 11:59	0:10	SSA2	0.38455	0.1380	Oversupply
10/12/2019 11:59	0:10	SSA3	0.43617	0.0190	Oversupply
10/12/2019 12:01	0:05	AWE	0.08313338	21	Oversupply
10/12/2019 12:09	0:01	SSA3	0.03303	-0.0020	Oversupply
10/12/2019 12:09	0:01	SSA2	0.03316	0.0940	Oversupply
10/12/2019 12:09	0:01	SSA3	0.03376	0.3440	Oversupply
10/12/2019 12:10	0:01	SSA2	0.03316	0.3930	Oversupply
10/12/2019 12:10	0:01	SSA3	0.03376	0.3600	Oversupply
10/12/2019 12:11	0:01	SSA2	0.03316	0.5050	Oversupply
10/12/2019 12:11	0:01	SSA3	0.03376	0.6360	Oversupply
10/12/2019 12:12	0:01	SSA2	0.03316	0.6840	Oversupply
10/12/2019 12:12	0:01	SSA3	0.03449	0.9870	Oversupply
10/12/2019 12:12	0:01	SSA2	0.03316	0.5810	Oversupply
10/12/2019 12:13	0:01	SSA3	0.03376	1.0800	Oversupply
10/12/2019 12:13	0:01	SSA2	0.03316	1.1590	Oversupply
10/12/2019 12:13	0:01	SSA3	0.03302	0.9440	Oversupply
10/12/2019 12:14	0:01	SSA3	0.02543	0.2510	Oversupply
10/12/2019 12:14	0:01	SSA2	0.02004	0.1280	Oversupply
10/12/2019 12:15	0:01	SSA3	0.01459	0.3370	Oversupply
10/12/2019 12:15	0:01	SSA2	0.01254	0.5060	Oversupply
10/12/2019 12:16	0:01	SSA3	0.01427	0.4750	Oversupply
10/12/2019 12:16	0:01	SSA2	0.01206	0.1380	Oversupply
10/12/2019 12:16	0:01	SSA3	0.01459	0.1650	Oversupply
10/12/2019 12:17	0:01	SSA2	0.01254	0.4050	Oversupply
10/12/2019 12:17	0:01	SSA3	0.01459	0.5440	Oversupply
10/12/2019 12:18	0:01	SSA2	0.01254	0.1560	Oversupply
10/12/2019 12:18	0:01	SSA3	0.01427	0.5280	Oversupply
10/12/2019 12:18	0:01	SSA2	0.01254	0.8760	Oversupply
10/12/2019 12:19	0:01	SSA3	0.01459	1.4960	Oversupply
10/12/2019 12:19	0:01	SSA2	0.01254	1.7810	Oversupply
10/12/2019 12:19	0:01	SSA3	0.01459	2.4570	Oversupply
10/12/2019 12:20	0:01	SSA3	0.01427	2.9670	Oversupply
10/12/2019 12:21	0:01	SSA3	0.01459	2.2150	Oversupply
10/12/2019 12:21	0:01	SSA2	0.01254	2.6180	Oversupply



Maui Curtailment Report

October 2019

Start Date and Time	Duration	IPP Curtailed	Estimated Curtailed MWH	Peak MW Curtailed	Reasons for Curtailment
10/12/2019 12:22	0:01	SSA3	0.01459	0.0890	Oversupply
10/12/2019 12:22	0:01	SSA2	0.01254	0.6110	Oversupply
10/12/2019 12:22	0:01	SSA3	0.01427	0.4480	Oversupply
10/12/2019 12:23	0:01	SSA2	0.01254	0.1510	Oversupply
10/12/2019 12:23	0:01	SSA3	0.01459	1.9220	Oversupply
10/12/2019 12:24	0:01	SSA2	0.01254	1.4990	Oversupply
10/12/2019 12:27	0:01	SSA3	0.01459	2.8990	Oversupply
10/12/2019 12:28	0:01	SSA3	0.01427	2.1320	Oversupply
10/12/2019 12:28	0:01	SSA2	0.01254	2.8180	Oversupply
10/12/2019 12:30	0:01	SSA3	0.01326	2.4460	Oversupply
10/12/2019 12:31	0:01	SSA2	0.01501	2.7060	Oversupply
10/12/2019 12:31	0:01	SSA3	0.01355	2.5610	Oversupply
10/12/2019 12:31	0:01	SSA2	0.01530	0.6270	Oversupply
10/12/2019 12:32	0:01	SSA3	0.01355	0.8340	Oversupply
10/12/2019 12:32	0:01	SSA2	0.01530	1.3540	Oversupply
10/12/2019 12:32	0:01	SSA3	0.01326	1.4850	Oversupply
10/12/2019 12:33	0:01	SSA3	0.01355	1.3360	Oversupply
10/12/2019 12:33	0:01	SSA2	0.01530	1.2470	Oversupply
10/12/2019 12:34	0:01	SSA3	0.01355	0.7640	Oversupply
10/12/2019 12:34	0:01	SSA2	0.01530	0.7160	Oversupply
10/12/2019 12:35	0:01	SSA3	0.01297	1.5410	Oversupply
10/12/2019 12:35	0:01	SSA2	0.01530	1.6060	Oversupply
10/12/2019 12:36	0:01	SSA3	0.01384	2.3020	Oversupply
10/12/2019 12:36	0:01	SSA2	0.01530	1.1650	Oversupply
10/12/2019 12:36	0:01	SSA3	0.01326	1.7380	Oversupply
10/12/2019 12:37	0:01	SSA2	0.01530	2.0290	Oversupply
10/12/2019 12:37	0:01	SSA3	0.01326	1.9160	Oversupply
10/12/2019 12:38	0:01	SSA2	0.01530	0.6450	Oversupply
10/12/2019 12:38	0:01	SSA3	0.01355	1.8610	Oversupply
10/12/2019 12:38	0:01	SSA2	0.01530	2.0210	Oversupply
10/12/2019 12:39	0:01	SSA3	0.01355	1.9090	Oversupply
10/12/2019 12:39	0:01	SSA2	0.01530	1.5890	Oversupply
10/12/2019 12:39	0:01	SSA3	0.01355	1.8490	Oversupply
10/12/2019 12:40	0:01	SSA2	0.01530	2.2100	Oversupply
10/12/2019 12:40	0:01	SSA3	0.01298	2.2350	Oversupply
10/12/2019 12:41	0:01	SSA3	0.01355	2.0410	Oversupply
10/12/2019 12:41	0:01	SSA2	0.01530	2.2520	Oversupply
10/12/2019 12:42	0:01	SSA3	0.01326	2.2770	Oversupply
10/12/2019 12:42	0:01	SSA2	0.01530	1.8830	Oversupply
10/12/2019 12:42	0:01	SSA3	0.01355	1.8400	Oversupply
10/12/2019 12:43	0:01	SSA2	0.01530	1.8030	Oversupply
10/12/2019 12:43	0:01	SSA3	0.01355	1.8430	Oversupply
10/12/2019 12:44	0:01	SSA2	0.01530	1.8470	Oversupply
10/12/2019 12:44	0:01	SSA3	0.02095	2.1240	Oversupply
10/12/2019 12:44	0:01	SSA2	0.03108	2.7020	Oversupply
10/12/2019 12:45	0:01	SSA3	0.02962	1.7660	Oversupply
10/12/2019 12:45	0:01	SSA2	0.03448	1.4390	Oversupply
10/12/2019 12:46	0:01	SSA3	0.03094	1.8800	Oversupply
10/12/2019 12:46	0:01	SSA2	0.03383	1.8030	Oversupply
10/12/2019 12:46	0:01	SSA3	0.03094	1.5380	Oversupply
10/12/2019 12:47	0:01	SSA2	0.03383	0.4470	Oversupply
10/12/2019 12:47	0:01	SSA3	0.03028	0.9270	Oversupply
10/12/2019 12:48	0:01	SSA3	0.03094	1.0530	Oversupply
10/12/2019 12:48	0:01	SSA2	0.03383	1.0780	Oversupply
10/12/2019 12:49	0:01	SSA3	0.03094	0.5020	Oversupply
10/12/2019 12:49	0:01	SSA2	0.03383	0.6920	Oversupply
10/12/2019 12:49	0:01	SSA3	0.03028	0.0670	Oversupply
10/12/2019 12:50	0:01	SSA2	0.03383	0.1530	Oversupply
10/12/2019 12:50	0:01	SSA3	0.02962	0.0850	Oversupply
10/12/2019 12:51	0:01	SSA2	0.03383	0.0300	Oversupply
10/12/2019 12:51	0:01	SSA3	0.03094	0.3460	Oversupply
10/12/2019 12:51	0:01	SSA2	0.03383	0.4330	Oversupply
10/12/2019 12:52	0:01	SSA3	0.03028	0.5610	Oversupply
10/12/2019 12:52	0:01	SSA2	0.03383	0.3760	Oversupply
10/12/2019 12:53	0:01	SSA3	0.03094	0.6500	Oversupply
10/12/2019 12:53	0:01	SSA2	0.03383	0.3950	Oversupply
10/12/2019 12:53	0:26	SSA3	1.14923	0.0490	Oversupply
10/12/2019 12:54	0:27	BS250	Data Not Available	Data Not Available	Oversupply
10/12/2019 12:54	0:27	ESA	Data Not Available	Data Not Available	Oversupply
10/12/2019 12:54	0:27	ESB	Data Not Available	Data Not Available	Oversupply
10/12/2019 12:54	0:28	KWPHI	1.531155	8.624329567	Oversupply
10/12/2019 12:54	0:26	SSA2	1.12213	0.0240	Oversupply
10/12/2019 13:20	0:01	SSA3	0.05485	0.0030	Oversupply



Maui Curtailment Report

October 2019

Start Date and Time	Duration	IPP Curtailed	Estimated Curtailed MWH	Peak MW Curtailed	Reasons for Curtailment
10/12/2019 13:20	0:02	SSA2	0.06227	0.2290	Oversupply
10/12/2019 13:21	0:01	SSA3	0.02864	0.2040	Oversupply
10/12/2019 13:22	0:01	SSA2	0.03114	0.4790	Oversupply
10/12/2019 13:22	0:01	SSA3	0.02803	0.6620	Oversupply
10/12/2019 13:23	0:01	SSA2	0.03114	1.4850	Oversupply
10/12/2019 13:23	0:01	SSA3	0.02864	1.3090	Oversupply
10/12/2019 13:23	0:01	SSA2	0.03114	1.1660	Oversupply
10/12/2019 13:24	0:01	SSA3	0.02803	1.5260	Oversupply
10/12/2019 13:24	0:01	SSA2	0.03114	1.6770	Oversupply
10/12/2019 13:24	0:01	SSA3	0.02864	1.6430	Oversupply
10/12/2019 13:25	0:01	SSA3	0.02864	1.5890	Oversupply
10/12/2019 13:25	0:01	SSA2	0.03114	1.1330	Oversupply
10/12/2019 13:26	0:01	SSA2	0.03114	0.7750	Oversupply
10/12/2019 13:27	0:01	SSA3	0.02864	1.2070	Oversupply
10/12/2019 13:27	0:01	SSA2	0.03114	0.2300	Oversupply
10/12/2019 13:27	0:01	SSA3	0.02864	2.3570	Oversupply
10/12/2019 13:28	0:01	SSA2	0.03114	1.4230	Oversupply
10/12/2019 15:37	0:01	SSA3	0.01012	1.2120	Oversupply
10/12/2019 15:37	0:01	SSA2	0.00977	2.5790	Oversupply
10/12/2019 15:38	0:01	SSA3	0.01034	0.2240	Oversupply
10/12/2019 15:38	0:01	SSA2	0.00977	2.5550	Oversupply
10/12/2019 15:39	0:01	SSA3	0.01034	0.2830	Oversupply
10/12/2019 15:39	0:01	SSA2	0.00977	0.0290	Oversupply
10/12/2019 15:39	0:01	SSA3	0.01012	0.6680	Oversupply
10/12/2019 15:40	0:01	SSA2	0.00977	0.0950	Oversupply
10/12/2019 15:40	0:01	SSA3	0.01057	0.0630	Oversupply
10/12/2019 15:41	0:04	SSA2	0.05536	0.0920	Oversupply
10/12/2019 15:41	0:04	SSA3	0.05290	0.0510	Oversupply
10/12/2019 15:42	0:04	BS250	Data Not Available	Data Not Available	Oversupply
10/12/2019 15:42	0:04	ESA	Data Not Available	Data Not Available	Oversupply
10/12/2019 15:42	0:04	ESB	Data Not Available	Data Not Available	Oversupply
10/12/2019 15:42	0:04	KWP11	0.061135801	18.21168518	Oversupply
10/12/2019 15:45	0:01	SSA3	0.00208	-0.0010	Oversupply
10/12/2019 15:45	0:01	SSA2	0.01248	0.0010	Oversupply
10/12/2019 15:46	0:01	SSA3	0.00208	0.0520	Oversupply
10/12/2019 15:46	0:01	SSA2	0.01248	0.1200	Oversupply
10/12/2019 15:47	0:01	SSA2	0.01224	0.1440	Oversupply
10/12/2019 15:50	0:01	SSA3	0.00208	0.5660	Oversupply
10/12/2019 15:50	0:01	SSA2	0.01248	0.6890	Oversupply
10/12/2019 15:52	0:01	SSA3	0.00208	0.5770	Oversupply
10/12/2019 15:52	0:01	SSA2	0.01248	1.0830	Oversupply
10/12/2019 15:52	0:01	SSA3	0.00208	0.2110	Oversupply
10/12/2019 15:53	0:01	SSA2	0.01248	0.6120	Oversupply
10/12/2019 23:41	0:06	KWP11	0.135019016	19.87926865	Oversupply
10/12/2019 23:49	0:01	KWP11	0.00519406	18.61785316	Oversupply
10/13/2019 0:01	1:10	KWP11	9.473871652	20.21857452	Oversupply
10/13/2019 1:17	1:05	KWP11	6.025557391	19.68766212	Oversupply
10/13/2019 2:42	0:01	KWP11	0.001408879	6.623429298	Oversupply
10/13/2019 10:43	0:01	SSA2	-0.00139	3.1410	Oversupply
10/13/2019 10:44	0:01	SSA3	-0.00004	2.7820	Oversupply
10/13/2019 10:44	0:01	SSA2	0.00320	1.3170	Oversupply
10/13/2019 10:44	0:01	SSA3	0.00593	1.6980	Oversupply
10/13/2019 10:45	0:01	SSA3	0.00815	0.0060	Oversupply
10/13/2019 10:45	0:01	SSA2	0.00447	0.9360	Oversupply
10/13/2019 10:46	0:01	SSA3	0.00815	0.6020	Oversupply
10/13/2019 10:46	0:01	SSA2	0.00438	1.2870	Oversupply
10/13/2019 10:47	0:01	SSA3	0.00780	2.0390	Oversupply
10/13/2019 10:47	0:01	SSA2	0.00447	1.7040	Oversupply
10/13/2019 10:48	0:01	SSA3	0.00815	1.6310	Oversupply
10/13/2019 10:48	0:01	SSA2	0.00447	1.4550	Oversupply
10/13/2019 10:48	0:01	SSA3	0.00815	1.4200	Oversupply
10/13/2019 10:49	0:01	SSA2	0.00447	1.5220	Oversupply
10/13/2019 10:49	0:01	SSA3	0.00849	2.5420	Oversupply
10/13/2019 10:50	0:01	SSA2	0.00447	1.2470	Oversupply
10/13/2019 10:50	0:01	SSA3	0.00815	1.6890	Oversupply
10/13/2019 11:47	0:01	KWP11	0.00334315	0.200589016	Oversupply
10/13/2019 11:52	0:01	SSA3	0.00326	2.5190	Oversupply
10/13/2019 11:53	0:01	SSA2	0.00483	2.5960	Oversupply
10/13/2019 11:53	0:01	SSA3	0.00326	2.6780	Oversupply
10/13/2019 11:53	0:01	SSA3	0.00319	1.8610	Oversupply
10/13/2019 11:54	0:01	SSA2	0.00483	1.7160	Oversupply
10/13/2019 11:54	0:01	SSA3	0.00326	1.0760	Oversupply
10/13/2019 11:55	0:01	SSA3	0.00326	2.1900	Oversupply



Maui Curtailment Report

October 2019

Start Date and Time	Duration	IPP Curtailed	Estimated Curtailed MWH	Peak MW Curtailed	Reasons for Curtailment
10/13/2019 11:55	0:01	SSA2	0.00483	1.8910	Oversupply
10/13/2019 11:56	0:01	SSA3	0.00319	2.3550	Oversupply
10/13/2019 11:56	0:01	SSA2	0.00465	2.4410	Oversupply
10/13/2019 12:00	0:01	SSA2	0.01785	0.6000	Oversupply
10/13/2019 12:00	0:01	SSA3	0.01454	2.6930	Oversupply
10/13/2019 12:01	0:01	SSA3	0.01581	2.1560	Oversupply
10/13/2019 12:02	0:01	SSA2	0.01785	1.0790	Oversupply
10/13/2019 12:03	0:01	SSA3	0.01486	2.2720	Oversupply
10/13/2019 12:04	0:01	SSA3	0.01454	2.4850	Oversupply
10/13/2019 12:04	0:01	SSA3	0.01486	2.4010	Oversupply
10/13/2019 12:05	0:01	SSA2	0.01785	2.2600	Oversupply
10/13/2019 12:05	0:01	SSA3	0.01486	1.5340	Oversupply
10/13/2019 12:06	0:01	SSA2	0.01785	0.7770	Oversupply
10/13/2019 12:06	0:01	SSA3	0.01454	0.6960	Oversupply
10/13/2019 12:06	0:01	SSA2	0.01785	0.6340	Oversupply
10/13/2019 12:07	0:01	SSA3	0.01423	0.4430	Oversupply
10/13/2019 12:07	0:01	SSA2	0.01785	0.1550	Oversupply
10/13/2019 12:07	0:01	SSA3	0.01454	0.3300	Oversupply
10/13/2019 12:08	0:01	SSA2	0.01785	0.7960	Oversupply
10/13/2019 12:08	0:01	SSA3	0.01454	0.6940	Oversupply
10/13/2019 12:09	0:01	SSA3	0.01486	1.5550	Oversupply
10/13/2019 12:09	0:01	SSA2	0.01785	1.1140	Oversupply
10/13/2019 12:10	0:01	SSA3	0.01486	2.0810	Oversupply
10/13/2019 12:10	0:01	SSA2	0.01785	2.2440	Oversupply
10/13/2019 12:11	0:01	SSA3	0.01517	2.3010	Oversupply
10/13/2019 12:11	0:01	SSA2	0.01751	2.5910	Oversupply
10/13/2019 12:11	0:01	SSA3	0.01486	2.6110	Oversupply
10/13/2019 12:12	0:01	SSA2	0.01785	2.7610	Oversupply
10/13/2019 12:12	0:01	SSA3	0.01486	2.3660	Oversupply
10/13/2019 12:13	0:01	SSA2	0.01785	1.8590	Oversupply
10/13/2019 12:13	0:01	SSA3	0.01422	0.9380	Oversupply
10/13/2019 12:13	0:01	SSA2	0.01785	1.0030	Oversupply
10/13/2019 12:14	0:01	SSA3	0.01486	0.7100	Oversupply
10/13/2019 12:14	0:01	SSA2	0.01818	0.3190	Oversupply
10/13/2019 12:14	0:01	SSA3	0.01911	0.4330	Oversupply
10/13/2019 12:15	0:01	SSA2	0.02089	0.4670	Oversupply
10/13/2019 12:15	0:01	SSA3	0.01899	0.7880	Oversupply
10/13/2019 12:16	0:01	SSA2	0.02089	0.1710	Oversupply
10/13/2019 12:16	0:01	SSA3	0.01940	0.1170	Oversupply
10/13/2019 12:17	0:01	SSA3	0.01940	0.9950	Oversupply
10/13/2019 12:17	0:01	SSA2	0.02089	0.7160	Oversupply
10/13/2019 12:18	0:01	SSA3	0.01899	0.6230	Oversupply
10/13/2019 12:18	0:01	SSA2	0.02089	0.4060	Oversupply
10/13/2019 12:18	0:01	SSA3	0.01940	0.1860	Oversupply
10/13/2019 12:19	0:01	SSA2	0.02089	0.4060	Oversupply
10/13/2019 12:19	0:01	SSA3	0.01940	1.2770	Oversupply
10/13/2019 12:19	0:01	SSA2	0.02008	1.5740	Oversupply
10/13/2019 12:20	0:01	SSA3	0.01899	1.4040	Oversupply
10/13/2019 12:20	0:01	SSA2	0.02048	1.5680	Oversupply
10/13/2019 12:21	0:01	SSA3	0.01940	1.2590	Oversupply
10/13/2019 12:21	0:01	SSA2	0.02048	1.7260	Oversupply
10/13/2019 12:21	0:01	SSA3	0.01899	1.4660	Oversupply
10/13/2019 12:22	0:01	SSA2	0.02048	1.2290	Oversupply
10/13/2019 12:22	0:01	SSA3	0.01899	1.0620	Oversupply
10/13/2019 12:23	0:01	SSA2	0.02008	1.3890	Oversupply
10/13/2019 12:23	0:01	SSA3	0.01899	1.4090	Oversupply
10/13/2019 12:24	0:01	SSA2	0.02089	1.2340	Oversupply
10/13/2019 12:24	0:01	SSA3	0.01899	0.7820	Oversupply
10/13/2019 12:25	0:01	SSA3	0.01940	1.9170	Oversupply
10/13/2019 12:25	0:01	SSA2	0.02008	1.4040	Oversupply
10/13/2019 12:26	0:01	SSA3	0.01899	2.9640	Oversupply
10/13/2019 12:27	0:01	SSA3	0.01940	2.2680	Oversupply
10/13/2019 12:27	0:01	SSA2	0.02089	2.6760	Oversupply
10/13/2019 12:30	0:01	SSA2	0.01759	2.3790	Oversupply
10/13/2019 12:34	0:01	SSA2	0.01794	2.6000	Oversupply
10/13/2019 12:34	0:01	SSA3	0.01684	2.4380	Oversupply
10/13/2019 12:35	0:01	SSA3	0.01648	2.4090	Oversupply
10/13/2019 12:35	0:01	SSA2	0.01794	2.6030	Oversupply
10/13/2019 12:36	0:01	SSA3	0.01648	2.3240	Oversupply
10/13/2019 12:36	0:01	SSA2	0.01794	2.0030	Oversupply
10/13/2019 12:36	0:01	SSA3	0.01684	1.3100	Oversupply
10/13/2019 12:37	0:01	SSA2	0.01794	2.0570	Oversupply
10/13/2019 12:37	0:01	SSA3	0.01648	2.0230	Oversupply



Maui Curtailment Report

October 2019

Start Date and Time	Duration	IPP Curtailed	Estimated Curtailed MWH	Peak MW Curtailed	Reasons for Curtailment
10/13/2019 12:37	0:01	SSA2	0.01794	1.2230	Oversupply
10/13/2019 12:38	0:01	SSA3	0.01684	0.6310	Oversupply
10/13/2019 12:38	0:01	SSA2	0.01794	0.1280	Oversupply
10/13/2019 12:39	0:01	SSA3	0.01684	0.3110	Oversupply
10/13/2019 12:39	0:01	SSA2	0.01794	1.2510	Oversupply
10/13/2019 12:39	0:01	SSA3	0.01648	1.0980	Oversupply
10/13/2019 12:40	0:01	SSA2	0.01794	0.0830	Oversupply
10/13/2019 12:40	0:01	SSA3	0.01684	0.2080	Oversupply
10/13/2019 12:41	0:01	KWP11	0.001928965	5.360017776	Oversupply
10/13/2019 12:41	0:01	SSA2	0.01759	0.1630	Oversupply
10/13/2019 12:41	0:01	SSA3	0.01684	0.1140	Oversupply
10/13/2019 12:42	0:01	SSA2	0.01794	0.4380	Oversupply
10/13/2019 12:42	0:01	SSA3	0.01648	0.1790	Oversupply
10/13/2019 12:43	0:01	SSA3	0.01648	0.8050	Oversupply
10/13/2019 12:43	0:01	SSA2	0.01794	0.7340	Oversupply
10/13/2019 12:43	0:01	SSA3	0.01684	0.8720	Oversupply
10/13/2019 12:43	0:01	SSA2	0.01794	0.5240	Oversupply
10/13/2019 12:44	0:01	SSA3	0.01726	1.1800	Oversupply
10/13/2019 12:44	0:01	SSA2	0.02105	1.0870	Oversupply
10/13/2019 12:45	0:01	SSA3	0.01997	1.6310	Oversupply
10/13/2019 12:45	0:01	SSA2	0.02198	1.6440	Oversupply
10/13/2019 12:46	0:01	SSA3	0.01837	1.9880	Oversupply
10/13/2019 12:46	0:01	SSA2	0.02198	1.6060	Oversupply
10/13/2019 12:46	0:01	SSA3	0.01837	1.3840	Oversupply
10/13/2019 12:47	0:01	SSA2	0.02198	0.7160	Oversupply
10/13/2019 12:47	0:01	SSA3	0.01837	0.2640	Oversupply
10/13/2019 12:48	0:01	SSA2	0.02198	0.0400	Oversupply
10/13/2019 12:48	0:01	SSA3	0.01877	0.1840	Oversupply
10/13/2019 12:49	0:01	SSA2	0.02198	0.4950	Oversupply
10/13/2019 12:49	0:01	SSA3	0.01837	0.5520	Oversupply
10/13/2019 12:50	0:01	SSA2	0.02198	0.9960	Oversupply
10/13/2019 12:50	0:01	SSA3	0.01877	1.2630	Oversupply
10/13/2019 12:50	0:01	SSA3	0.01877	1.0920	Oversupply
10/13/2019 12:50	0:01	SSA2	0.02198	0.9690	Oversupply
10/13/2019 12:51	0:01	SSA3	0.01837	1.3030	Oversupply
10/13/2019 12:51	0:01	SSA2	0.02198	1.0750	Oversupply
10/13/2019 12:52	0:01	SSA3	0.01917	1.2570	Oversupply
10/13/2019 12:52	0:01	SSA2	0.02198	0.9540	Oversupply
10/13/2019 12:53	0:01	SSA3	0.01877	1.7960	Oversupply
10/13/2019 12:53	0:01	SSA2	0.02198	1.4310	Oversupply
10/13/2019 12:53	0:01	SSA3	0.01877	1.2540	Oversupply
10/13/2019 12:54	0:01	SSA2	0.02198	0.8090	Oversupply
10/13/2019 12:54	0:01	SSA3	0.01837	0.9850	Oversupply
10/13/2019 12:55	0:01	SSA2	0.02198	0.9780	Oversupply
10/13/2019 12:55	0:01	SSA3	0.02077	0.8020	Oversupply
10/13/2019 12:56	0:01	SSA2	0.02198	1.6660	Oversupply
10/13/2019 12:56	0:01	SSA3	0.01837	1.6490	Oversupply
10/13/2019 12:56	0:01	SSA2	0.02114	1.3510	Oversupply
10/13/2019 12:57	0:01	SSA3	0.01837	2.6670	Oversupply
10/13/2019 13:00	0:01	SSA2	0.02730	2.8050	Oversupply
10/13/2019 13:00	0:01	SSA3	0.02400	2.9230	Oversupply
10/13/2019 13:01	0:01	SSA2	0.02730	2.3920	Oversupply
10/13/2019 13:01	0:01	SSA3	0.02349	1.9420	Oversupply
10/13/2019 13:02	0:01	SSA2	0.02730	1.9670	Oversupply
10/13/2019 13:02	0:01	SSA3	0.02349	1.4810	Oversupply
10/13/2019 13:02	0:01	SSA2	0.02730	1.9250	Oversupply
10/13/2019 13:03	0:01	SSA3	0.02400	1.8570	Oversupply
10/13/2019 13:03	0:01	SSA2	0.02730	2.1740	Oversupply
10/13/2019 13:04	0:01	SSA3	0.02349	2.1380	Oversupply
10/13/2019 13:04	0:01	SSA2	0.02730	1.8550	Oversupply
10/13/2019 13:04	0:01	SSA3	0.02400	1.3910	Oversupply
10/13/2019 13:05	0:01	SSA2	0.02730	0.2160	Oversupply
10/13/2019 13:05	0:01	SSA3	0.02451	1.0370	Oversupply
10/13/2019 13:06	0:01	SSA3	0.02349	0.7760	Oversupply
10/13/2019 13:06	0:01	SSA2	0.02730	1.0760	Oversupply
10/13/2019 13:07	0:01	BS250	Data Not Available	Data Not Available	Oversupply
10/13/2019 13:07	0:01	ESA	Data Not Available	Data Not Available	Oversupply
10/13/2019 13:07	0:01	ESB	Data Not Available	Data Not Available	Oversupply
10/13/2019 13:07	0:01	SSA3	0.02349	0.0980	Oversupply
10/13/2019 13:07	0:01	SSA2	0.02730	0.0210	Oversupply
10/13/2019 13:07	0:01	SSA3	0.02349	0.2980	Oversupply
10/13/2019 13:08	0:01	SSA2	0.02730	0.6850	Oversupply
10/13/2019 13:08	0:01	SSA3	0.02349	1.6250	Oversupply



Maui Curtailment Report

October 2019

Start Date and Time	Duration	IPP Curtailed	Estimated Curtailed MWH	Peak MW Curtailed	Reasons for Curtailment
10/13/2019 13:09	0:01	SSA2	0.02730	1.2860	Oversupply
10/13/2019 13:09	0:06	SSA3	0.19768	0.9350	Oversupply
10/13/2019 13:09	0:06	SSA2	0.20386	0.3040	Oversupply
10/13/2019 13:10	0:06	BS250	Data Not Available	Data Not Available	Oversupply
10/13/2019 13:10	0:06	ESA	Data Not Available	Data Not Available	Oversupply
10/13/2019 13:10	0:06	ESB	Data Not Available	Data Not Available	Oversupply
10/13/2019 13:10	0:06	KWPPII	0.082174913	7.695233345	Oversupply
10/13/2019 13:15	0:01	SSA3	0.03508	-0.0010	Oversupply
10/13/2019 13:15	0:01	SSA2	0.04090	-0.0030	Oversupply
10/13/2019 13:16	0:01	SSA3	0.03508	0.2380	Oversupply
10/13/2019 13:16	0:01	SSA2	0.03935	0.1880	Oversupply
10/13/2019 13:17	0:01	SSA3	0.03433	0.6420	Oversupply
10/13/2019 13:17	0:01	SSA2	0.04013	0.3930	Oversupply
10/13/2019 13:17	0:01	SSA3	0.03433	1.0010	Oversupply
10/13/2019 13:18	0:01	SSA2	0.04013	0.6600	Oversupply
10/13/2019 13:18	0:01	SSA3	0.03508	1.1540	Oversupply
10/13/2019 13:19	0:32	SSA2	1.41542	0.4060	Oversupply
10/13/2019 13:19	0:44	SSA3	1.94004	0.0640	Oversupply
10/13/2019 13:20	0:31	BS250	Data Not Available	Data Not Available	Oversupply
10/13/2019 13:20	0:31	ESA	Data Not Available	Data Not Available	Oversupply
10/13/2019 13:20	0:31	ESB	Data Not Available	Data Not Available	Oversupply
10/13/2019 13:20	0:31	KWPPII	2.239885561	17.33148956	Oversupply
10/13/2019 13:51	0:11	SSA2	0.51398	0.0200	Oversupply
10/13/2019 13:52	0:11	BS250	Data Not Available	Data Not Available	Oversupply
10/13/2019 13:52	0:11	ESA	Data Not Available	Data Not Available	Oversupply
10/13/2019 13:52	0:11	ESB	Data Not Available	Data Not Available	Oversupply
10/13/2019 13:52	0:12	KWPPII	0.490058883	15.26971436	Oversupply
10/13/2019 14:02	0:01	SSA2	0.03389	0.0350	Oversupply
10/13/2019 14:03	0:01	SSA3	0.02676	0.2720	Oversupply
10/13/2019 14:03	0:01	SSA2	0.03389	0.5910	Oversupply
10/13/2019 14:03	0:01	SSA3	0.02619	0.2830	Oversupply
10/13/2019 14:04	0:01	SSA2	0.03389	0.1930	Oversupply
10/13/2019 14:04	0:01	SSA3	0.02676	0.0590	Oversupply
10/13/2019 14:05	0:01	SSA2	0.03389	0.1950	Oversupply
10/13/2019 14:05	0:02	SSA3	0.05408	0.0070	Oversupply
10/13/2019 14:06	0:01	SSA2	0.03389	0.2990	Oversupply
10/13/2019 14:06	0:01	SSA2	0.03258	0.0200	Oversupply
10/13/2019 14:07	0:01	SSA3	0.02619	0.4420	Oversupply
10/13/2019 14:07	0:01	SSA2	0.03389	0.6550	Oversupply
10/13/2019 14:07	0:01	SSA3	0.02619	0.3620	Oversupply
10/13/2019 14:08	0:01	SSA3	0.02619	0.7320	Oversupply
10/13/2019 14:08	0:01	SSA2	0.03389	0.4370	Oversupply
10/13/2019 14:09	0:01	SSA3	0.02562	0.9780	Oversupply
10/13/2019 14:09	0:01	SSA2	0.03389	0.7090	Oversupply
10/13/2019 14:10	0:01	SSA3	0.02676	1.1170	Oversupply
10/13/2019 14:10	0:01	SSA2	0.03389	1.2100	Oversupply
10/13/2019 14:10	0:01	SSA3	0.02676	0.5390	Oversupply
10/13/2019 14:11	0:01	SSA2	0.03389	0.4050	Oversupply
10/13/2019 14:11	0:01	SSA3	0.02562	1.1680	Oversupply
10/13/2019 14:12	0:01	SSA2	0.03389	1.7200	Oversupply
10/13/2019 14:12	0:01	SSA3	0.02676	1.0050	Oversupply
10/13/2019 14:13	0:01	SSA2	0.03389	0.4790	Oversupply
10/13/2019 14:13	0:01	SSA3	0.02562	1.3430	Oversupply
10/13/2019 14:13	0:01	SSA2	0.03389	1.5510	Oversupply
10/13/2019 14:13	0:01	SSA3	0.02676	1.5450	Oversupply
10/13/2019 14:14	0:01	SSA2	0.03381	1.7660	Oversupply
10/13/2019 14:14	0:01	SSA3	0.02452	1.6450	Oversupply
10/13/2019 14:15	0:01	SSA3	0.02310	0.7960	Oversupply
10/13/2019 14:15	0:02	SSA2	0.06754	0.7630	Oversupply
10/13/2019 14:16	0:01	SSA3	0.02360	1.5830	Oversupply
10/13/2019 14:17	0:01	SSA3	0.02360	0.4320	Oversupply
10/13/2019 14:17	0:01	SSA2	0.03377	0.0410	Oversupply
10/13/2019 14:17	0:01	SSA3	0.02260	0.5050	Oversupply
10/13/2019 14:18	0:01	SSA2	0.03377	0.5860	Oversupply
10/13/2019 14:18	0:01	SSA3	0.02260	0.3230	Oversupply
10/13/2019 14:19	0:01	SSA2	0.03377	0.6100	Oversupply
10/13/2019 14:19	0:01	SSA3	0.02360	0.8780	Oversupply
10/13/2019 14:19	0:01	SSA2	0.03377	0.4980	Oversupply
10/13/2019 14:20	0:01	SSA3	0.02360	1.4150	Oversupply
10/13/2019 14:20	0:01	SSA2	0.03377	1.7730	Oversupply
10/13/2019 14:20	0:01	SSA3	0.02310	1.3240	Oversupply
10/13/2019 14:21	0:01	SSA2	0.03312	1.8020	Oversupply
10/13/2019 14:21	0:01	SSA3	0.02360	1.0270	Oversupply



Maui Curtailment Report

October 2019

Start Date and Time	Duration	IPP Curtailed	Estimated Curtailed MWH	Peak MW Curtailed	Reasons for Curtailment
10/13/2019 14:22	0:03	BS250	Data Not Available	Data Not Available	Oversupply
10/13/2019 14:22	0:03	ESA	Data Not Available	Data Not Available	Oversupply
10/13/2019 14:22	0:03	ESB	Data Not Available	Data Not Available	Oversupply
10/13/2019 14:22	0:02	SSA3	0.07080	0.0110	Oversupply
10/13/2019 14:22	0:02	SSA2	0.06754	0.0840	Oversupply
10/13/2019 14:23	0:02	KWPPII	0.053379122	16.5680542	Oversupply
10/13/2019 14:24	0:01	SSA2	0.03377	-0.0030	Oversupply
10/13/2019 14:24	0:01	SSA3	0.02360	0.0940	Oversupply
10/13/2019 14:25	0:01	SSA2	0.03377	-0.0030	Oversupply
10/13/2019 14:25	0:01	SSA3	0.02260	0.2630	Oversupply
10/13/2019 14:25	0:01	SSA2	0.03377	-0.0030	Oversupply
10/13/2019 14:26	0:01	SSA3	0.02310	0.7590	Oversupply
10/13/2019 14:26	0:01	SSA2	0.03377	-0.0030	Oversupply
10/13/2019 14:27	0:01	SSA3	0.02310	1.0460	Oversupply
10/13/2019 14:27	0:01	SSA2	0.03377	-0.0030	Oversupply
10/13/2019 14:27	0:01	SSA3	0.02260	1.6700	Oversupply
10/13/2019 14:28	0:01	SSA2	0.03377	0.0370	Oversupply
10/13/2019 14:28	0:01	SSA3	0.02260	1.3260	Oversupply
10/13/2019 14:29	0:01	SSA3	0.02198	1.3570	Oversupply
10/13/2019 14:29	0:01	SSA2	0.02676	0.3150	Oversupply
10/13/2019 14:30	0:01	SSA3	0.00834	1.1370	Oversupply
10/13/2019 14:30	0:01	SSA2	0.01210	0.6460	Oversupply
10/13/2019 14:30	0:01	SSA3	0.00908	1.1710	Oversupply
10/13/2019 14:31	0:01	SSA2	0.01210	1.1530	Oversupply
10/13/2019 14:31	0:01	SSA3	0.00871	0.7450	Oversupply
10/13/2019 14:32	0:01	SSA2	0.01210	1.6380	Oversupply
10/13/2019 14:32	0:01	SSA3	0.00852	0.8600	Oversupply
10/13/2019 14:32	0:01	SSA2	0.01210	0.0840	Oversupply
10/13/2019 14:33	0:01	SSA3	0.00871	0.0930	Oversupply
10/13/2019 14:33	0:01	SSA2	0.01210	0.6380	Oversupply
10/13/2019 14:34	0:01	SSA3	0.00871	0.7510	Oversupply
10/13/2019 14:34	0:01	SSA2	0.01210	1.8790	Oversupply
10/13/2019 14:34	0:01	SSA3	0.00852	1.6730	Oversupply
10/13/2019 14:35	0:01	SSA2	0.01210	2.2880	Oversupply
10/13/2019 14:35	0:01	SSA3	0.00871	1.9480	Oversupply
10/13/2019 14:37	0:01	SSA3	0.00852	1.7650	Oversupply
10/13/2019 14:37	0:01	SSA2	0.01163	1.9900	Oversupply
10/13/2019 14:37	0:01	SSA3	0.00834	0.2390	Oversupply
10/13/2019 14:38	0:01	SSA2	0.01210	1.0740	Oversupply
10/13/2019 14:38	0:01	SSA3	0.00852	0.3030	Oversupply
10/13/2019 14:38	0:01	SSA2	0.01210	2.6460	Oversupply
10/13/2019 14:39	0:01	SSA3	0.00852	1.3700	Oversupply
10/13/2019 14:49	0:01	SSA2	0.00164	2.9200	Oversupply
10/13/2019 14:50	0:01	SSA3	0.00018	1.6080	Oversupply
10/13/2019 14:51	0:01	SSA2	0.00164	2.1260	Oversupply
10/13/2019 14:51	0:01	SSA3	0.00018	1.8710	Oversupply
10/13/2019 14:51	0:01	SSA3	0.00018	1.5560	Oversupply
10/13/2019 14:51	0:01	SSA2	0.00161	2.1670	Oversupply
10/13/2019 14:54	0:01	SSA3	0.00018	1.9850	Oversupply
10/13/2019 14:56	0:01	SSA2	0.00164	2.2920	Oversupply
10/13/2019 14:56	0:01	SSA3	0.00018	1.8130	Oversupply
10/14/2019 2:50	3:10	KWPPII	24.29079557	19.79544067	Oversupply
10/14/2019 6:13	0:03	KWPPII	0.0460543	19.14377594	Oversupply
10/14/2019 6:19	0:26	BS250	Data Not Available	Data Not Available	Oversupply
10/14/2019 6:19	0:26	ESA	Data Not Available	Data Not Available	Oversupply
10/14/2019 6:19	0:26	ESB	Data Not Available	Data Not Available	Oversupply
10/14/2019 6:20	0:25	KWPPII	0.735060994	20.11279106	Oversupply
10/14/2019 6:22	0:23	SSA3	0.01069	0.0000	Oversupply
10/14/2019 6:47	0:03	SSA2	0.00151	0.0500	Oversupply
10/14/2019 6:48	0:02	BS250	Data Not Available	Data Not Available	Oversupply
10/14/2019 6:48	0:02	ESA	Data Not Available	Data Not Available	Oversupply
10/14/2019 6:48	0:02	ESB	Data Not Available	Data Not Available	Oversupply
10/14/2019 6:48	0:02	SSA3	0.00131	0.0360	Oversupply
10/14/2019 6:50	0:01	KWPPII	0.000943279	18.5519886	Oversupply
10/14/2019 6:54	6:37	SSA2	11.66853	0.0390	Oversupply
10/14/2019 6:54	3:40	SSA3	5.78675	0.0670	Oversupply
10/14/2019 6:55	6:37	BS250	Data Not Available	Data Not Available	Oversupply
10/14/2019 6:55	6:37	ESA	Data Not Available	Data Not Available	Oversupply
10/14/2019 6:55	6:37	ESB	Data Not Available	Data Not Available	Oversupply
10/14/2019 6:56	3:41	KWPPII	37.73526625	20.70757294	Oversupply
10/14/2019 10:34	0:01	SSA3	0.03621	-0.0050	Oversupply
10/14/2019 10:35	2:57	SSA3	8.38685	0.0020	Oversupply
10/14/2019 10:38	2:56	KWPPII	36.01826998	20.6157608	Oversupply



Maui Curtailment Report

October 2019

Start Date and Time	Duration	IPP Curtailed	Estimated Curtailed MWH	Peak MW Curtailed	Reasons for Curtailment
10/14/2019 12:20	0:09	AWE	0.213104471	20.60000038	Oversupply
10/14/2019 12:32	0:01	AWE	0.004411252	20.29999924	Oversupply
10/14/2019 12:34	0:04	AWE	0.013139566	20.60000038	Oversupply
10/14/2019 12:41	0:02	AWE	0.004919815	20.69999886	Oversupply
10/14/2019 13:31	0:01	SSA2	0.04030	0.0000	Oversupply
10/14/2019 13:32	0:01	SSA3	0.03311	0.1020	Oversupply
10/14/2019 13:32	0:01	SSA2	0.03952	0.1890	Oversupply
10/14/2019 13:32	0:02	SSA3	0.06551	0.1630	Oversupply
10/14/2019 13:33	0:01	SSA2	0.04030	0.0670	Oversupply
10/14/2019 13:34	0:01	SSA2	0.04030	0.0380	Oversupply
10/14/2019 13:34	0:01	SSA3	0.03383	0.0270	Oversupply
10/14/2019 13:35	0:01	KWPPI	0.002431742	14.79069519	Oversupply
10/14/2019 13:35	0:01	SSA3	0.03239	0.2350	Oversupply
10/14/2019 13:35	0:01	SSA2	0.03875	0.0150	Oversupply
10/14/2019 13:35	0:01	SSA3	0.03311	0.1310	Oversupply
10/14/2019 13:36	0:01	SSA2	0.04030	0.2310	Oversupply
10/14/2019 13:36	0:06	SSA3	0.26202	0.1080	Oversupply
10/14/2019 13:36	0:01	SSA2	0.04030	0.0850	Oversupply
10/14/2019 13:37	0:06	KWPPI	0.131906954	18.84438896	Oversupply
10/14/2019 13:37	0:05	SSA2	0.24025	0.0120	Oversupply
10/14/2019 13:38	0:04	BS250	Data Not Available	Data Not Available	Oversupply
10/14/2019 13:38	0:04	ESA	Data Not Available	Data Not Available	Oversupply
10/14/2019 13:38	0:04	ESB	Data Not Available	Data Not Available	Oversupply
10/14/2019 13:42	0:01	SSA3	0.03311	0.2110	Oversupply
10/14/2019 13:42	0:01	SSA2	0.04030	0.0760	Oversupply
10/14/2019 13:43	0:01	SSA3	0.03311	0.9680	Oversupply
10/14/2019 13:43	0:01	SSA2	0.04030	0.2120	Oversupply
10/14/2019 13:44	0:01	SSA3	0.03214	0.1050	Oversupply
10/14/2019 13:44	0:01	SSA2	0.03077	0.4320	Oversupply
10/14/2019 13:45	0:01	SSA3	0.02127	0.2260	Oversupply
10/14/2019 13:45	0:01	SSA2	0.02528	0.4040	Oversupply
10/14/2019 13:45	0:01	SSA3	0.02127	0.0800	Oversupply
10/14/2019 13:46	0:03	BS250	Data Not Available	Data Not Available	Oversupply
10/14/2019 13:46	0:03	ESA	Data Not Available	Data Not Available	Oversupply
10/14/2019 13:46	0:03	ESB	Data Not Available	Data Not Available	Oversupply
10/14/2019 13:46	0:01	SSA2	0.02528	0.0310	Oversupply
10/14/2019 13:46	0:02	SSA3	0.06155	0.0650	Oversupply
10/14/2019 13:47	0:03	KWPPI	0.027509975	18.53502274	Oversupply
10/14/2019 13:47	0:02	SSA2	0.04958	0.0110	Oversupply
10/14/2019 13:48	0:01	SSA3	0.02082	0.0070	Oversupply
10/14/2019 13:48	0:01	SSA2	0.02528	0.0040	Oversupply
10/14/2019 13:49	0:01	SSA3	0.02082	0.3000	Oversupply
10/14/2019 13:49	0:01	SSA2	0.02528	0.4360	Oversupply
10/14/2019 13:50	0:01	SSA3	0.02082	0.9500	Oversupply
10/14/2019 13:50	0:01	SSA2	0.02528	1.5650	Oversupply
10/14/2019 13:51	0:01	SSA3	0.02082	1.1250	Oversupply
10/14/2019 13:51	0:01	SSA2	0.02528	1.6840	Oversupply
10/14/2019 13:51	0:01	SSA3	0.02037	1.4540	Oversupply
10/14/2019 13:52	0:01	SSA2	0.02528	1.7070	Oversupply
10/14/2019 13:52	0:01	SSA3	0.02082	1.8070	Oversupply
10/14/2019 13:53	0:01	SSA2	0.02528	2.0400	Oversupply
10/14/2019 13:53	0:01	SSA3	0.02082	1.9590	Oversupply
10/14/2019 13:54	0:01	SSA2	0.02528	1.6290	Oversupply
10/14/2019 13:54	0:01	SSA3	0.02037	1.4760	Oversupply
10/14/2019 13:54	0:01	SSA3	0.02082	1.3890	Oversupply
10/14/2019 13:55	0:01	SSA2	0.02528	1.5400	Oversupply
10/14/2019 13:55	0:01	SSA3	0.02082	1.2270	Oversupply
10/14/2019 13:55	0:01	SSA2	0.02528	0.9460	Oversupply
10/14/2019 13:56	0:01	SSA3	0.02037	1.4300	Oversupply
10/14/2019 13:56	0:01	SSA2	0.02528	1.1340	Oversupply
10/14/2019 13:57	0:01	SSA3	0.02082	1.1730	Oversupply
10/14/2019 13:57	0:01	SSA2	0.02528	0.8370	Oversupply
10/14/2019 13:58	0:01	SSA3	0.02082	1.7210	Oversupply
10/14/2019 13:58	0:01	SSA2	0.02528	2.5230	Oversupply
10/14/2019 13:58	0:01	SSA3	0.02037	2.4250	Oversupply
10/14/2019 13:59	0:01	SSA2	0.01811	2.4790	Oversupply
10/14/2019 13:59	0:01	SSA3	0.01370	2.0190	Oversupply
10/14/2019 14:00	0:01	SSA2	0.00037	2.5570	Oversupply
10/14/2019 14:01	0:01	SSA2	0.00037	2.9020	Oversupply
10/14/2019 22:13	0:09	KWPPI	0.409445731	19.13778877	Oversupply
10/15/2019 0:04	0:02	KWPPI	0.008652862	16.05410767	Oversupply
10/15/2019 0:24	0:17	KWPPI	0.41212244	20.53592491	Oversupply
10/15/2019 0:53	0:13	KWPPI	0.15404822	20.46407127	Oversupply



Maui Curtailment Report

October 2019

Start Date and Time	Duration	IPP Curtailed	Estimated Curtailed MWH	Peak MW Curtailed	Reasons for Curtailment
10/15/2019 1:07	0:02	KWPPI	0.023319721	19.65173531	Oversupply
10/15/2019 1:10	0:59	KWPPI	3.633699576	20.37724876	Oversupply
10/15/2019 8:49	0:01	SSA2	0.00129	1.5000	Oversupply
10/15/2019 8:49	0:01	SSA3	0.00412	2.0300	Oversupply
10/15/2019 8:50	0:01	SSA2	0.00129	1.5350	Oversupply
10/15/2019 8:50	0:01	SSA3	0.00421	0.7660	Oversupply
10/15/2019 8:51	0:01	SSA2	0.00129	1.2840	Oversupply
10/15/2019 8:51	0:01	SSA3	0.00412	1.2020	Oversupply
10/15/2019 8:51	0:01	SSA2	0.00129	0.2260	Oversupply
10/15/2019 8:52	0:01	SSA2	0.00129	1.4050	Oversupply
10/15/2019 8:53	0:01	SSA3	0.00421	1.1400	Oversupply
10/15/2019 8:53	0:01	SSA3	0.00421	1.4040	Oversupply
10/15/2019 9:24	0:01	SSA2	-0.00078	2.1560	Oversupply
10/15/2019 9:25	0:01	SSA3	0.00006	2.3960	Oversupply
10/15/2019 9:27	0:01	SSA2	-0.00078	0.6670	Oversupply
10/15/2019 9:28	0:01	SSA2	-0.00078	0.0790	Oversupply
10/15/2019 9:28	0:01	SSA3	0.00006	2.4460	Oversupply
10/15/2019 9:29	0:01	SSA2	-0.00039	0.6730	Oversupply
10/15/2019 9:29	0:01	SSA3	0.00436	0.3130	Oversupply
10/15/2019 9:30	0:11	BS250	Data Not Available	Data Not Available	Oversupply
10/15/2019 9:30	0:11	ESA	Data Not Available	Data Not Available	Oversupply
10/15/2019 9:30	0:11	ESB	Data Not Available	Data Not Available	Oversupply
10/15/2019 9:30	0:11	SSA2	0.24686	0.0330	Oversupply
10/15/2019 9:30	0:11	SSA3	0.32796	0.1240	Oversupply
10/15/2019 9:31	0:10	KWPPI	0.251113256	20.70757294	Oversupply
10/15/2019 9:40	0:01	SSA3	0.02364	0.0670	Oversupply
10/15/2019 9:41	0:01	SSA2	0.01902	0.1080	Oversupply
10/15/2019 9:41	0:01	SSA3	0.02264	0.1910	Oversupply
10/15/2019 9:42	0:01	SSA2	0.01902	0.1190	Oversupply
10/15/2019 9:42	0:01	SSA3	0.02314	0.0420	Oversupply
10/15/2019 9:43	0:03	SSA2	0.05701	0.0540	Oversupply
10/15/2019 9:43	0:01	SSA3	0.02364	0.0420	Oversupply
10/15/2019 9:44	0:01	BS250	Data Not Available	Data Not Available	Oversupply
10/15/2019 9:44	0:01	ESA	Data Not Available	Data Not Available	Oversupply
10/15/2019 9:44	0:01	ESB	Data Not Available	Data Not Available	Oversupply
10/15/2019 9:44	0:02	SSA3	0.04686	0.0550	Oversupply
10/15/2019 9:45	0:01	KWPPI	0.005198828	20.70757294	Oversupply
10/15/2019 9:45	0:01	SSA2	0.02630	0.3070	Oversupply
10/15/2019 9:45	0:01	SSA3	0.02135	0.3120	Oversupply
10/15/2019 9:46	0:01	SSA3	0.02135	0.5580	Oversupply
10/15/2019 9:46	0:01	SSA2	0.02630	0.0470	Oversupply
10/15/2019 9:47	0:02	BS250	Data Not Available	Data Not Available	Oversupply
10/15/2019 9:47	0:02	ESA	Data Not Available	Data Not Available	Oversupply
10/15/2019 9:47	0:02	ESB	Data Not Available	Data Not Available	Oversupply
10/15/2019 9:47	0:02	SSA3	0.04316	-0.0030	Oversupply
10/15/2019 9:47	0:01	SSA2	0.02630	0.0230	Oversupply
10/15/2019 9:48	0:01	KWPPI	0.009581439	20.70058632	Oversupply
10/15/2019 9:48	0:01	SSA2	0.02630	0.0160	Oversupply
10/15/2019 9:48	0:01	SSA3	0.02181	0.0430	Oversupply
10/15/2019 9:49	0:01	SSA2	0.02630	-0.0030	Oversupply
10/15/2019 9:49	0:01	SSA3	0.02181	0.0650	Oversupply
10/15/2019 9:49	1:11	SSA2	2.34543	-0.0030	Oversupply
10/15/2019 9:50	1:10	BS250	Data Not Available	Data Not Available	Oversupply
10/15/2019 9:50	1:10	ESA	Data Not Available	Data Not Available	Oversupply
10/15/2019 9:50	1:10	ESB	Data Not Available	Data Not Available	Oversupply
10/15/2019 9:50	1:10	SSA3	1.99006	0.0120	Oversupply
10/15/2019 9:51	1:10	KWPPI	5.477871402	20.70757294	Oversupply
10/15/2019 11:00	0:01	SSA3	0.00079	0.1140	Oversupply
10/15/2019 11:00	0:01	SSA3	0.00080	0.0930	Oversupply
10/15/2019 11:23	0:01	SSA2	0.01049	2.5920	Oversupply
10/15/2019 11:23	0:01	SSA2	0.01049	2.6870	Oversupply
10/15/2019 11:24	0:01	SSA3	0.00142	0.4690	Oversupply
10/15/2019 11:24	0:01	SSA3	0.00145	0.3140	Oversupply
10/15/2019 11:24	0:01	SSA2	0.01049	1.0920	Oversupply
10/15/2019 11:25	0:01	SSA3	0.00145	0.1490	Oversupply
10/15/2019 11:25	0:01	SSA2	0.01049	1.0090	Oversupply
10/15/2019 11:26	0:01	SSA3	0.00142	0.1150	Oversupply
10/15/2019 11:26	0:01	SSA2	0.01049	1.1220	Oversupply
10/15/2019 11:27	0:02	SSA3	0.00288	0.0910	Oversupply
10/15/2019 11:27	0:01	SSA2	0.01049	0.4950	Oversupply
10/15/2019 11:28	0:01	SSA2	0.01049	0.8220	Oversupply
10/15/2019 11:28	0:01	SSA3	0.00142	0.2800	Oversupply
10/15/2019 11:29	0:01	SSA2	0.01078	1.6190	Oversupply



Maui Curtailment Report

October 2019

Start Date and Time	Duration	IPP Curtailed	Estimated Curtailed MWH	Peak MW Curtailed	Reasons for Curtailment
10/15/2019 11:29	0:01	SSA3	0.00164	0.4430	Oversupply
10/15/2019 11:30	0:01	SSA2	0.02743	1.6860	Oversupply
10/15/2019 11:30	0:01	SSA3	0.02358	0.4860	Oversupply
10/15/2019 11:31	0:01	SSA2	0.02743	2.0220	Oversupply
10/15/2019 11:31	0:01	SSA3	0.02358	0.8820	Oversupply
10/15/2019 11:32	0:01	SSA3	0.02410	0.9120	Oversupply
10/15/2019 11:32	0:01	SSA2	0.02638	1.6520	Oversupply
10/15/2019 11:33	0:01	SSA3	0.02410	0.2230	Oversupply
10/15/2019 11:33	0:01	SSA2	0.02743	1.5060	Oversupply
10/15/2019 11:34	0:01	SSA3	0.02358	0.0660	Oversupply
10/15/2019 11:34	0:01	SSA2	0.02743	1.0210	Oversupply
10/15/2019 11:35	0:01	SSA2	0.02743	0.5620	Oversupply
10/15/2019 11:35	0:01	SSA3	0.02410	0.7310	Oversupply
10/15/2019 11:36	0:01	SSA2	0.02743	2.0740	Oversupply
10/15/2019 11:36	0:01	SSA3	0.02358	0.7970	Oversupply
10/15/2019 11:36	0:01	SSA2	0.02743	2.1650	Oversupply
10/15/2019 11:37	0:01	SSA3	0.02358	0.3510	Oversupply
10/15/2019 11:37	0:01	SSA2	0.02743	0.0760	Oversupply
10/15/2019 11:37	0:02	SSA3	0.04768	0.4730	Oversupply
10/15/2019 11:38	0:02	BS250	Data Not Available	Data Not Available	Oversupply
10/15/2019 11:38	0:02	ESA	Data Not Available	Data Not Available	Oversupply
10/15/2019 11:38	0:02	ESB	Data Not Available	Data Not Available	Oversupply
10/15/2019 11:38	0:01	SSA2	0.02743	0.0070	Oversupply
10/15/2019 11:39	0:01	KWP11	0.012708124	20.37924576	Oversupply
10/15/2019 11:39	0:02	SSA3	0.04922	0.0020	Oversupply
10/15/2019 11:39	0:02	SSA2	0.05486	-0.0030	Oversupply
10/15/2019 11:41	0:01	SSA3	0.02358	0.0830	Oversupply
10/15/2019 11:41	0:01	SSA2	0.02743	-0.0030	Oversupply
10/15/2019 11:41	0:02	SSA3	0.07178	0.0060	Oversupply
10/15/2019 11:42	0:02	BS250	Data Not Available	Data Not Available	Oversupply
10/15/2019 11:42	0:02	ESA	Data Not Available	Data Not Available	Oversupply
10/15/2019 11:42	0:02	ESB	Data Not Available	Data Not Available	Oversupply
10/15/2019 11:42	0:01	KWP11	7.41641E-05	20.46007919	Oversupply
10/15/2019 11:42	0:02	SSA2	0.05486	-0.0030	Oversupply
10/15/2019 11:43	0:01	SSA2	0.02743	0.0460	Oversupply
10/15/2019 11:44	0:01	SSA3	0.02358	0.0820	Oversupply
10/15/2019 11:44	0:01	SSA2	0.02852	0.1820	Oversupply
10/15/2019 11:44	0:01	SSA3	0.01750	0.3360	Oversupply
10/15/2019 11:45	0:01	SSA2	0.02721	0.4190	Oversupply
10/15/2019 11:45	0:01	SSA3	0.02640	0.7720	Oversupply
10/15/2019 11:46	0:01	SSA2	0.02721	0.7170	Oversupply
10/15/2019 11:46	0:01	SSA3	0.02584	1.2000	Oversupply
10/15/2019 11:47	0:01	SSA3	0.02584	0.6020	Oversupply
10/15/2019 11:47	0:01	SSA2	0.02669	0.8960	Oversupply
10/15/2019 11:48	0:01	SSA3	0.02640	0.2940	Oversupply
10/15/2019 11:48	0:01	SSA2	0.02721	0.5180	Oversupply
10/15/2019 11:48	0:01	SSA3	0.02584	1.1520	Oversupply
10/15/2019 11:49	0:01	SSA2	0.02721	1.2850	Oversupply
10/15/2019 11:49	0:01	SSA3	0.02640	0.5050	Oversupply
10/15/2019 11:49	0:01	SSA2	0.02721	0.9790	Oversupply
10/15/2019 11:50	0:01	SSA3	0.02640	0.9130	Oversupply
10/15/2019 11:50	0:01	SSA2	0.02721	0.8010	Oversupply
10/15/2019 11:51	0:01	SSA3	0.02527	0.5600	Oversupply
10/15/2019 11:51	0:01	SSA2	0.02721	0.6960	Oversupply
10/15/2019 11:51	0:01	SSA3	0.02977	0.9700	Oversupply
10/15/2019 11:52	0:01	SSA2	0.02721	0.2620	Oversupply
10/15/2019 11:52	0:01	SSA3	0.02640	0.3790	Oversupply
10/15/2019 11:53	0:01	SSA2	0.02721	0.4540	Oversupply
10/15/2019 11:53	0:01	SSA3	0.02584	0.6730	Oversupply
10/15/2019 11:54	0:01	SSA2	0.02721	1.1330	Oversupply
10/15/2019 11:54	0:01	SSA3	0.02640	0.2270	Oversupply
10/15/2019 11:55	0:01	SSA2	0.02721	0.5450	Oversupply
10/15/2019 11:55	0:01	SSA3	0.02640	1.2270	Oversupply
10/15/2019 11:55	0:01	SSA3	0.02584	1.0160	Oversupply
10/15/2019 11:55	0:01	SSA2	0.02721	1.1110	Oversupply
10/15/2019 11:56	0:01	SSA3	0.02640	1.8490	Oversupply
10/15/2019 11:56	0:01	SSA2	0.02721	1.0350	Oversupply
10/15/2019 11:57	0:01	SSA3	0.02584	0.4810	Oversupply
10/15/2019 11:57	0:01	SSA2	0.02721	1.3190	Oversupply
10/15/2019 11:58	0:01	SSA3	0.02584	1.3340	Oversupply
10/15/2019 11:58	0:01	SSA2	0.02721	1.3790	Oversupply
10/15/2019 11:59	0:01	SSA3	0.02640	1.7770	Oversupply
10/15/2019 11:59	0:01	SSA2	0.01955	0.0860	Oversupply



Maui Curtailment Report

October 2019

Start Date and Time	Duration	IPP Curtailed	Estimated Curtailed MWH	Peak MW Curtailed	Reasons for Curtailment
10/15/2019 11:59	0:01	SSA3	0.00703	1.6310	Oversupply
10/15/2019 12:29	0:01	AWE	0.001666667	0.10000001	Oversupply
10/15/2019 22:15	0:10	KWPPII	0.267063522	20.70757294	Oversupply
10/15/2019 23:06	0:25	KWPPII	0.743730481	20.70158386	Oversupply
10/15/2019 23:34	0:04	KWPPII	0.071207364	20.68561745	Oversupply
10/15/2019 23:44	0:03	KWPPII	0.017740313	20.68162537	Oversupply
10/15/2019 23:48	0:01	KWPPII	0.003882726	20.69859123	Oversupply
10/15/2019 23:51	4:41	KWPPII	38.44764492	20.70757294	Oversupply
10/16/2019 4:33	0:01	KWPPII	0.004082362	18.26956749	Oversupply
10/16/2019 4:35	0:02	KWPPII	0.027022934	17.97716713	Oversupply
10/16/2019 4:38	0:01	KWPPII	0.008791288	17.9432354	Oversupply
10/16/2019 4:42	1:03	KWPPII	2.263615545	20.68960953	Oversupply
10/16/2019 5:46	0:01	KWPPII	0.001385085	20.63871384	Oversupply
10/16/2019 5:49	0:03	KWPPII	0.022518476	20.62673759	Oversupply
10/16/2019 5:54	0:10	KWPPII	0.354904366	20.66665649	Oversupply
10/16/2019 7:27	0:24	KWPPII	2.053587373	20.6736412	Oversupply
10/16/2019 7:38	0:01	SSA2	0.00145	0.1940	Oversupply
10/16/2019 7:38	0:01	SSA3	0.00341	0.8900	Oversupply
10/16/2019 7:39	0:11	BS250	Data Not Available	Data Not Available	Oversupply
10/16/2019 7:39	0:11	ESA	Data Not Available	Data Not Available	Oversupply
10/16/2019 7:39	0:11	ESB	Data Not Available	Data Not Available	Oversupply
10/16/2019 7:39	0:11	SSA2	0.01815	0.0040	Oversupply
10/16/2019 7:39	0:11	SSA3	0.04809	0.0720	Oversupply
10/16/2019 7:50	0:01	SSA3	0.00330	0.0060	Oversupply
10/16/2019 7:50	0:01	SSA2	0.00147	0.1710	Oversupply
10/16/2019 9:10	0:01	BS250	Data Not Available	Data Not Available	Oversupply
10/16/2019 9:10	0:01	ESA	Data Not Available	Data Not Available	Oversupply
10/16/2019 9:10	0:01	ESB	Data Not Available	Data Not Available	Oversupply
10/16/2019 9:10	0:01	SSA2	0.00125	0.6530	Oversupply
10/16/2019 9:10	0:01	SSA3	0.00278	0.7700	Oversupply
10/16/2019 9:11	0:01	SSA2	0.00125	0.0400	Oversupply
10/16/2019 9:11	0:01	SSA3	0.00278	0.3580	Oversupply
10/16/2019 9:12	0:01	SSA3	0.00272	0.6480	Oversupply
10/16/2019 9:12	0:01	SSA3	0.00272	0.2270	Oversupply
10/16/2019 9:12	0:01	SSA2	0.00125	0.3170	Oversupply
10/16/2019 9:13	0:13	KWPPII	0.466421286	20.35928535	Oversupply
10/16/2019 9:13	0:12	SSA3	0.15560	0.0090	Oversupply
10/16/2019 9:13	0:10	SSA2	0.15101	0.0190	Oversupply
10/16/2019 9:14	0:10	BS250	Data Not Available	Data Not Available	Oversupply
10/16/2019 9:14	0:10	ESA	Data Not Available	Data Not Available	Oversupply
10/16/2019 9:14	0:10	ESB	Data Not Available	Data Not Available	Oversupply
10/16/2019 9:24	0:01	SSA2	0.01442	0.0040	Oversupply
10/16/2019 9:24	0:01	SSA2	0.01442	0.0110	Oversupply
10/16/2019 9:25	0:01	SSA3	0.01169	0.1060	Oversupply
10/16/2019 9:25	0:01	SSA2	0.01442	0.2520	Oversupply
10/16/2019 9:25	0:01	SSA3	0.01145	0.0710	Oversupply
10/16/2019 9:26	0:01	SSA3	0.01169	0.3390	Oversupply
10/16/2019 9:26	0:01	SSA2	0.01442	0.3300	Oversupply
10/16/2019 9:27	0:51	BS250	Data Not Available	Data Not Available	Oversupply
10/16/2019 9:27	0:51	ESA	Data Not Available	Data Not Available	Oversupply
10/16/2019 9:27	0:51	ESB	Data Not Available	Data Not Available	Oversupply
10/16/2019 9:27	0:52	KWPPII	6.473353803	20.69060707	Oversupply
10/16/2019 9:27	0:50	SSA3	2.03352	0.0070	Oversupply
10/16/2019 9:27	2:04	SSA2	3.69746	0.0160	Oversupply
10/16/2019 10:00	0:02	AWE	0.03653539	18	Oversupply
10/16/2019 10:17	0:01	SSA3	0.03652	0.0050	Oversupply
10/16/2019 10:18	0:01	SSA3	0.03731	0.0390	Oversupply
10/16/2019 10:18	0:01	SSA3	0.03652	0.3230	Oversupply
10/16/2019 10:19	0:01	SSA3	0.03731	-0.0080	Oversupply
10/16/2019 10:20	4:03	BS250	Data Not Available	Data Not Available	Oversupply
10/16/2019 10:20	4:03	ESA	Data Not Available	Data Not Available	Oversupply
10/16/2019 10:20	4:03	ESB	Data Not Available	Data Not Available	Oversupply
10/16/2019 10:20	4:04	SSA3	10.90670	0.0020	Oversupply
10/16/2019 10:21	4:04	KWPPII	41.48246295	20.61077118	Oversupply
10/16/2019 11:31	2:51	SSA2	7.65067	0.0000	Oversupply
10/16/2019 14:23	0:03	SSA2	0.11619	0.0000	Oversupply
10/16/2019 14:24	0:01	SSA3	0.02543	-0.0010	Oversupply
10/16/2019 14:25	0:01	BS250	Data Not Available	Data Not Available	Oversupply
10/16/2019 14:25	0:01	ESA	Data Not Available	Data Not Available	Oversupply
10/16/2019 14:25	0:01	ESB	Data Not Available	Data Not Available	Oversupply
10/16/2019 14:25	0:01	SSA3	0.02335	-0.0010	Oversupply
10/16/2019 14:25	0:01	SSA2	0.03898	0.0000	Oversupply
10/16/2019 14:25	0:01	SSA3	0.02439	0.2870	Oversupply



Maui Curtailment Report

October 2019

Start Date and Time	Duration	IPP Curtailed	Estimated Curtailed MWH	Peak MW Curtailed	Reasons for Curtailment
10/16/2019 14:26	0:01	SSA2	0.03898	0.0000	Oversupply
10/16/2019 14:26	0:01	SSA3	0.02335	0.6950	Oversupply
10/16/2019 14:31	0:01	SSA2	0.03831	0.0000	Oversupply
10/16/2019 14:31	0:01	SSA3	0.01854	0.8830	Oversupply
10/16/2019 14:31	0:01	SSA2	0.03831	0.0000	Oversupply
10/16/2019 14:32	0:01	SSA3	0.01854	0.0930	Oversupply
10/16/2019 14:32	0:01	SSA2	0.03831	0.0000	Oversupply
10/16/2019 14:32	0:01	SSA3	0.01815	0.4150	Oversupply
10/16/2019 14:33	0:01	KWPPII	0.000400416	16.6096819	Oversupply
10/16/2019 14:33	0:01	SSA2	0.03831	0.0000	Oversupply
10/16/2019 14:33	0:01	SSA3	0.01815	0.0970	Oversupply
10/16/2019 14:34	0:02	SSA3	0.03590	0.0140	Oversupply
10/16/2019 14:34	0:01	SSA2	0.03757	0.0000	Oversupply
10/16/2019 14:35	0:01	BS250	Data Not Available	Data Not Available	Oversupply
10/16/2019 14:35	0:01	ESA	Data Not Available	Data Not Available	Oversupply
10/16/2019 14:35	0:01	ESB	Data Not Available	Data Not Available	Oversupply
10/16/2019 14:35	0:01	KWPPII	0.01576697	17.05006599	Oversupply
10/16/2019 14:35	0:01	SSA2	0.03831	0.0000	Oversupply
10/16/2019 14:35	0:02	SSA3	0.03590	0.0390	Oversupply
10/16/2019 14:36	0:01	SSA2	0.03831	0.0000	Oversupply
10/16/2019 14:37	0:01	SSA2	0.03831	0.0000	Oversupply
10/16/2019 14:37	0:01	SSA3	0.01933	0.4690	Oversupply
10/16/2019 14:37	0:01	SSA2	0.03831	0.0000	Oversupply
10/16/2019 14:38	0:01	SSA3	0.01775	0.4630	Oversupply
10/16/2019 14:38	0:01	SSA2	0.03831	0.0000	Oversupply
10/16/2019 14:39	0:01	SSA3	0.01894	0.9330	Oversupply
10/16/2019 14:39	0:01	SSA2	0.03831	0.0000	Oversupply
10/16/2019 14:39	0:01	SSA3	0.01815	1.0760	Oversupply
10/16/2019 14:40	0:01	SSA2	0.03831	0.0000	Oversupply
10/16/2019 14:40	0:01	SSA3	0.01854	0.9350	Oversupply
10/16/2019 14:41	0:01	SSA3	0.01854	1.3550	Oversupply
10/16/2019 14:41	0:01	SSA2	0.03831	0.0000	Oversupply
10/16/2019 14:42	0:01	SSA3	0.01933	1.5140	Oversupply
10/16/2019 14:42	0:01	SSA2	0.03757	0.0000	Oversupply
10/16/2019 14:42	0:01	SSA3	0.01775	1.3930	Oversupply
10/16/2019 14:43	0:01	SSA2	0.03831	0.0000	Oversupply
10/16/2019 14:43	0:01	SSA3	0.01815	0.3780	Oversupply
10/16/2019 14:44	0:01	SSA2	0.03905	0.0000	Oversupply
10/16/2019 14:44	0:01	SSA3	0.01521	0.4100	Oversupply
10/16/2019 14:44	0:01	SSA2	0.03757	0.0000	Oversupply
10/16/2019 14:45	0:02	BS250	Data Not Available	Data Not Available	Oversupply
10/16/2019 14:45	0:02	ESA	Data Not Available	Data Not Available	Oversupply
10/16/2019 14:45	0:02	ESB	Data Not Available	Data Not Available	Oversupply
10/16/2019 14:45	0:02	SSA3	0.01388	0.0180	Oversupply
10/16/2019 14:45	0:01	SSA2	0.03646	0.0000	Oversupply
10/16/2019 14:46	0:01	KWPPII	0.004490439	17.19177628	Oversupply
10/16/2019 14:46	0:01	SSA2	0.03646	0.0000	Oversupply
10/16/2019 14:46	0:01	SSA3	0.00694	0.3280	Oversupply
10/16/2019 14:47	0:01	SSA2	0.03646	0.0000	Oversupply
10/16/2019 14:48	0:01	SSA3	0.00679	1.9430	Oversupply
10/16/2019 14:48	0:01	SSA2	0.03646	0.0000	Oversupply
10/16/2019 14:49	0:01	SSA3	0.00679	1.0960	Oversupply
10/16/2019 14:49	0:01	SSA2	0.03576	0.0000	Oversupply
10/16/2019 14:49	0:01	SSA3	0.00709	1.5510	Oversupply
10/16/2019 14:50	0:01	SSA2	0.03646	0.0000	Oversupply
10/16/2019 14:50	0:01	SSA3	0.00694	1.7140	Oversupply
10/16/2019 14:50	0:01	SSA2	0.03646	0.0000	Oversupply
10/16/2019 14:51	0:01	SSA3	0.00679	1.9370	Oversupply
10/16/2019 23:41	0:10	KWPPII	0.232728879	12.09821224	Oversupply
10/17/2019 0:12	0:01	KWPPII	0.006306791	12.25189686	Oversupply
10/17/2019 0:17	0:01	KWPPII	0.003833421	9.777965546	Oversupply
10/17/2019 2:28	0:19	KWPPII	1.201054029	7.910791397	Oversupply
10/17/2019 2:31	0:10	AWE	0.355163209	16.29999924	Oversupply
10/17/2019 3:45	0:32	KWPPII	2.428193239	14.99827003	Oversupply
10/17/2019 4:47	0:28	KWPPII	1.983448096	13.94742298	Oversupply
10/17/2019 5:30	0:13	KWPPII	0.35961256	16.44430733	Oversupply
10/17/2019 7:35	0:38	KWPPII	4.870234887	20.6556778	System Constraint
10/17/2019 7:56	0:15	SSA3	0.24343	1.0310	System Constraint
10/17/2019 7:57	0:15	BS250	Data Not Available	Data Not Available	System Constraint
10/17/2019 7:57	0:15	ESA	Data Not Available	Data Not Available	System Constraint
10/17/2019 7:57	0:15	ESB	Data Not Available	Data Not Available	System Constraint
10/17/2019 7:57	0:16	SSA2	0.03684	0.0330	System Constraint
10/17/2019 8:12	0:01	SSA3	0.01478	0.0000	System Constraint



Maui Curtailment Report

October 2019

Start Date and Time	Duration	IPP Curtailed	Estimated Curtailed MWH	Peak MW Curtailed	Reasons for Curtailment
10/17/2019 8:12	0:01	SSA2	0.00227	0.1730	System Constraint
10/17/2019 8:12	0:01	SSA3	0.01510	0.1000	System Constraint
10/17/2019 8:14	0:01	SSA2	0.00229	0.0650	System Constraint
10/17/2019 8:14	0:01	SSA3	0.01489	0.1520	System Constraint
10/17/2019 8:15	0:01	SSA3	0.01618	0.1430	System Constraint
10/17/2019 8:15	0:01	SSA2	0.00439	0.1830	System Constraint
10/17/2019 8:16	0:01	SSA3	0.01618	0.2920	System Constraint
10/17/2019 8:16	0:01	SSA2	0.00439	0.1740	System Constraint
10/17/2019 8:16	0:01	SSA3	0.01690	0.6020	System Constraint
10/17/2019 8:17	1:09	BS250	Data Not Available	Data Not Available	System Constraint
10/17/2019 8:17	1:09	ESA	Data Not Available	Data Not Available	System Constraint
10/17/2019 8:17	1:09	ESB	Data Not Available	Data Not Available	System Constraint
10/17/2019 8:17	1:09	SSA2	0.51550	0.1410	System Constraint
10/17/2019 8:17	1:08	SSA3	1.87609	0.1710	System Constraint
10/17/2019 8:18	1:08	KWPPII	6.66902051	20.4002018	System Constraint
10/17/2019 9:25	0:01	SSA3	0.02412	-0.0040	System Constraint
10/17/2019 9:26	0:01	SSA2	0.00719	0.3510	System Constraint
10/17/2019 9:26	0:01	SSA3	0.02309	0.2980	System Constraint
10/17/2019 9:27	0:01	SSA3	0.02361	0.4820	System Constraint
10/17/2019 9:27	0:01	SSA3	0.02309	0.8050	System Constraint
10/17/2019 9:27	0:01	SSA2	0.00719	0.5120	System Constraint
10/17/2019 9:28	0:01	SSA3	0.02361	1.4240	System Constraint
10/17/2019 9:28	0:01	SSA2	0.00705	0.6800	System Constraint
10/17/2019 9:29	0:01	SSA3	0.02297	1.4280	System Constraint
10/17/2019 9:29	0:01	SSA2	0.00522	0.8050	System Constraint
10/17/2019 9:30	0:01	SSA3	0.01818	1.4550	System Constraint
10/17/2019 9:30	0:01	SSA2	0.00642	0.5840	System Constraint
10/17/2019 9:30	0:01	SSA3	0.01857	1.4690	System Constraint
10/17/2019 9:31	0:03	SSA2	0.01926	0.0110	System Constraint
10/17/2019 9:31	0:02	SSA3	0.05374	0.0960	System Constraint
10/17/2019 9:32	0:03	BS250	Data Not Available	Data Not Available	System Constraint
10/17/2019 9:32	0:03	ESA	Data Not Available	Data Not Available	System Constraint
10/17/2019 9:32	0:03	ESB	Data Not Available	Data Not Available	System Constraint
10/17/2019 9:32	0:03	KWPPII	0.039505545	18.35239792	System Constraint
10/17/2019 9:33	0:01	SSA3	0.01897	0.0020	System Constraint
10/17/2019 9:33	0:01	SSA2	0.00642	0.0000	System Constraint
10/17/2019 9:34	0:03	SSA3	0.07270	0.0050	System Constraint
10/17/2019 9:34	0:01	SSA2	0.00642	0.0570	System Constraint
10/17/2019 9:35	0:02	SSA2	0.01284	0.0430	System Constraint
10/17/2019 9:36	0:02	BS250	Data Not Available	Data Not Available	System Constraint
10/17/2019 9:36	0:02	ESA	Data Not Available	Data Not Available	System Constraint
10/17/2019 9:36	0:02	ESB	Data Not Available	Data Not Available	System Constraint
10/17/2019 9:37	0:01	KWPPII	0.018985653	18.32645035	System Constraint
10/17/2019 9:37	0:01	SSA2	0.00642	0.0340	System Constraint
10/17/2019 9:37	0:01	SSA3	0.01857	0.0030	System Constraint
10/17/2019 9:38	0:01	SSA2	0.00642	0.0900	System Constraint
10/17/2019 9:38	0:01	SSA3	0.01818	0.4480	System Constraint
10/17/2019 9:39	0:01	SSA2	0.00642	0.4690	System Constraint
10/17/2019 9:39	0:01	SSA3	0.01857	0.9020	System Constraint
10/17/2019 9:40	0:01	SSA2	0.00642	0.5480	System Constraint
10/17/2019 9:40	0:01	SSA3	0.01778	1.3070	System Constraint
10/17/2019 9:40	0:01	SSA3	0.01857	0.5960	System Constraint
10/17/2019 9:40	0:01	SSA2	0.00642	0.6490	System Constraint
10/17/2019 9:41	0:01	SSA3	0.01857	1.3290	System Constraint
10/17/2019 9:41	0:01	SSA2	0.00642	0.7840	System Constraint
10/17/2019 9:56	0:01	SSA3	0.00526	2.4210	System Constraint
10/17/2019 9:56	0:01	SSA2	0.00386	0.9570	System Constraint
10/17/2019 9:57	0:01	SSA3	0.00549	0.6650	System Constraint
10/17/2019 9:57	0:01	SSA2	0.00386	0.0700	System Constraint
10/17/2019 9:57	0:54	SSA3	2.18856	0.0460	System Constraint
10/17/2019 9:58	0:01	KWPPII	0.003118722	15.30464268	System Constraint
10/17/2019 9:58	0:01	SSA2	0.00386	0.0180	System Constraint
10/17/2019 9:59	0:52	BS250	Data Not Available	Data Not Available	System Constraint
10/17/2019 9:59	0:52	ESA	Data Not Available	Data Not Available	System Constraint
10/17/2019 9:59	0:52	ESB	Data Not Available	Data Not Available	System Constraint
10/17/2019 9:59	0:54	SSA2	1.27346	0.0040	System Constraint
10/17/2019 10:00	0:52	KWPPII	4.378165865	15.90341568	System Constraint
10/17/2019 10:51	0:01	SSA3	0.02992	0.0130	System Constraint
10/17/2019 10:52	0:01	SSA3	0.02928	0.3520	System Constraint
10/17/2019 10:52	0:01	SSA2	0.01081	0.3040	System Constraint
10/17/2019 10:53	0:01	BS250	Data Not Available	Data Not Available	System Constraint
10/17/2019 10:53	0:01	ESA	Data Not Available	Data Not Available	System Constraint
10/17/2019 10:53	0:01	ESB	Data Not Available	Data Not Available	System Constraint



Maui Curtailment Report

October 2019

Start Date and Time	Duration	IPP Curtailed	Estimated Curtailed MWH	Peak MW Curtailed	Reasons for Curtailment
10/17/2019 10:53	0:02	SSA3	0.06112	0.6530	System Constraint
10/17/2019 10:53	0:01	SSA2	0.01081	0.1880	System Constraint
10/17/2019 10:54	0:01	KWPPII	0.014440584	11.6641016	System Constraint
10/17/2019 10:54	0:01	SSA2	0.01060	0.0270	System Constraint
10/17/2019 10:54	0:01	SSA3	0.02865	0.3160	System Constraint
10/17/2019 10:55	0:01	SSA2	0.01081	0.3930	System Constraint
10/17/2019 10:55	0:01	SSA3	0.02992	1.0450	System Constraint
10/17/2019 10:56	0:01	SSA2	0.01081	0.3860	System Constraint
10/17/2019 10:56	0:01	SSA3	0.02992	0.5510	System Constraint
10/17/2019 10:56	0:01	SSA2	0.01081	0.7630	System Constraint
10/17/2019 10:56	0:01	SSA3	0.02928	0.2700	System Constraint
10/17/2019 10:58	0:01	SSA3	0.02992	2.5530	System Constraint
10/17/2019 10:58	0:01	SSA2	0.01060	1.0490	System Constraint
10/17/2019 10:59	0:01	SSA3	0.02940	1.9700	System Constraint
10/17/2019 10:59	0:01	SSA2	0.01160	0.2330	System Constraint
10/17/2019 11:00	0:01	SSA3	0.03663	0.8290	System Constraint
10/17/2019 11:00	0:01	SSA2	0.01507	0.2830	System Constraint
10/17/2019 11:00	0:03	SSA3	0.14498	0.1960	System Constraint
10/17/2019 11:01	0:03	KWPPII	0.019307899	11.8696804	System Constraint
10/17/2019 11:01	0:02	SSA2	0.03014	0.0320	System Constraint
10/17/2019 11:02	0:01	BS250	Data Not Available	Data Not Available	System Constraint
10/17/2019 11:02	0:01	ESA	Data Not Available	Data Not Available	System Constraint
10/17/2019 11:02	0:01	ESB	Data Not Available	Data Not Available	System Constraint
10/17/2019 11:02	0:01	SSA2	0.01507	-0.0030	System Constraint
10/17/2019 11:03	0:01	SSA2	0.01507	-0.0030	System Constraint
10/17/2019 11:03	0:01	SSA3	0.03585	0.1010	System Constraint
10/17/2019 11:04	0:02	SSA2	0.02985	-0.0030	System Constraint
10/17/2019 11:04	0:02	SSA3	0.10990	0.1130	System Constraint
10/17/2019 11:05	0:01	BS250	Data Not Available	Data Not Available	System Constraint
10/17/2019 11:05	0:01	ESA	Data Not Available	Data Not Available	System Constraint
10/17/2019 11:05	0:01	ESB	Data Not Available	Data Not Available	System Constraint
10/17/2019 11:05	0:10	KWPPII	0.161799383	14.8086586	System Constraint
10/17/2019 11:06	0:01	SSA2	0.01507	-0.0030	System Constraint
10/17/2019 11:07	0:01	SSA3	0.03507	0.0180	System Constraint
10/17/2019 11:07	0:01	SSA2	0.01507	0.0260	System Constraint
10/17/2019 11:07	0:07	SSA3	0.32347	0.0340	System Constraint
10/17/2019 11:08	0:07	BS250	Data Not Available	Data Not Available	System Constraint
10/17/2019 11:08	0:07	ESA	Data Not Available	Data Not Available	System Constraint
10/17/2019 11:08	0:07	ESB	Data Not Available	Data Not Available	System Constraint
10/17/2019 11:08	0:07	SSA2	0.11970	-0.0010	System Constraint
10/17/2019 11:14	0:01	SSA3	0.03365	0.0090	System Constraint
10/17/2019 11:14	0:01	SSA2	0.01163	0.0550	System Constraint
10/17/2019 11:15	0:01	SSA3	0.02886	0.3450	System Constraint
10/17/2019 11:15	0:01	SSA2	0.01426	0.1720	System Constraint
10/17/2019 11:16	0:01	SSA3	0.02886	0.0260	System Constraint
10/17/2019 11:16	0:01	SSA2	0.01371	0.1710	System Constraint
10/17/2019 11:17	0:01	SSA3	0.02823	0.5620	System Constraint
10/17/2019 11:17	0:01	SSA2	0.01426	0.8590	System Constraint
10/17/2019 11:17	0:01	SSA3	0.02886	0.7000	System Constraint
10/17/2019 11:18	0:01	SSA2	0.01426	0.2530	System Constraint
10/17/2019 11:18	0:02	SSA3	0.08847	0.1460	System Constraint
10/17/2019 11:19	0:01	BS250	Data Not Available	Data Not Available	System Constraint
10/17/2019 11:19	0:01	ESA	Data Not Available	Data Not Available	System Constraint
10/17/2019 11:19	0:01	ESB	Data Not Available	Data Not Available	System Constraint
10/17/2019 11:19	0:02	SSA2	0.02852	0.0190	System Constraint
10/17/2019 11:20	0:01	KWPPII	0.016633892	14.71285439	System Constraint
10/17/2019 11:20	0:01	SSA3	0.02886	0.1210	System Constraint
10/17/2019 11:21	0:01	SSA2	0.01371	-0.0030	System Constraint
10/17/2019 11:21	0:01	SSA3	0.02886	0.1210	System Constraint
10/17/2019 11:21	0:01	SSA2	0.01426	-0.0030	System Constraint
10/17/2019 11:22	0:01	SSA3	0.02823	0.1310	System Constraint
10/17/2019 11:22	0:01	SSA2	0.01399	-0.0030	System Constraint
10/17/2019 21:54	1:09	KWPPII	7.470865234	20.70557594	Oversupply
10/17/2019 23:05	0:05	KWPPII	0.11587766	20.57384682	Oversupply
10/17/2019 23:22	0:04	KWPPII	0.054326121	20.66166687	Oversupply
10/17/2019 23:32	0:01	KWPPII	0.000224781	20.43912315	Oversupply
10/17/2019 23:38	0:25	KWPPII	1.053828494	20.22755623	Oversupply
10/18/2019 0:06	0:11	KWPPII	0.390099605	18.16977119	Oversupply
10/18/2019 0:19	0:02	KWPPII	0.007593791	15.4074316	Oversupply
10/18/2019 0:23	0:01	KWPPII	0.002342606	15.34256458	Oversupply
10/18/2019 0:27	0:01	KWPPII	0.004933834	15.77667522	Oversupply
10/18/2019 0:29	1:15	KWPPII	7.148123189	19.60083961	Oversupply
10/18/2019 1:47	0:55	KWPPII	3.200719651	17.62488747	Oversupply



Maui Curtailment Report

October 2019

Start Date and Time	Duration	IPP Curtailed	Estimated Curtailed MWH	Peak MW Curtailed	Reasons for Curtailment
10/18/2019 2:56	0:01	KWPPII	0.007041375	12.03134918	Oversupply
10/18/2019 3:00	0:01	KWPPII	0.003834454	11.47249413	Oversupply
10/18/2019 3:09	0:02	KWPPII	0.006954829	12.75985622	Oversupply
10/18/2019 3:12	0:07	KWPPII	0.360486857	14.70187759	Oversupply
10/18/2019 3:20	0:10	KWPPII	0.177967978	14.20289993	Oversupply
10/18/2019 4:05	0:17	KWPPII	1.586348359	17.97916222	Oversupply
10/18/2019 4:23	0:01	KWPPII	0.000508181	18.10390663	Oversupply
10/18/2019 4:25	0:04	KWPPII	0.039869976	17.72368622	Oversupply
10/18/2019 4:39	0:10	KWPPII	0.194874684	17.21472931	Oversupply
10/18/2019 5:16	0:10	KWPPII	0.482430585	19.34436607	Oversupply
10/18/2019 5:31	0:01	KWPPII	0.000455697	18.61386299	Oversupply
10/18/2019 5:33	0:52	BS250	Data Not Available	Data Not Available	Oversupply
10/18/2019 5:33	0:52	ESA	Data Not Available	Data Not Available	Oversupply
10/18/2019 5:33	0:52	ESB	Data Not Available	Data Not Available	Oversupply
10/18/2019 5:33	0:53	KWPPII	5.678434968	20.57484436	Oversupply
10/18/2019 6:28	0:06	BS250	Data Not Available	Data Not Available	Oversupply
10/18/2019 6:28	0:06	ESA	Data Not Available	Data Not Available	Oversupply
10/18/2019 6:28	0:06	ESB	Data Not Available	Data Not Available	Oversupply
10/18/2019 6:28	0:06	KWPPII	0.068209044	19.447155	Oversupply
10/18/2019 6:47	0:02	BS250	Data Not Available	Data Not Available	Oversupply
10/18/2019 6:47	0:02	ESA	Data Not Available	Data Not Available	Oversupply
10/18/2019 6:47	0:02	ESB	Data Not Available	Data Not Available	Oversupply
10/18/2019 6:47	0:02	SSA3	0.00124	0.0050	Oversupply
10/18/2019 6:48	0:02	KWPPII	0.006486861	19.49505615	Oversupply
10/18/2019 6:50	0:01	BS250	Data Not Available	Data Not Available	Oversupply
10/18/2019 6:50	0:01	ESA	Data Not Available	Data Not Available	Oversupply
10/18/2019 6:50	0:01	ESB	Data Not Available	Data Not Available	Oversupply
10/18/2019 6:50	0:02	SSA3	0.00084	0.0160	Oversupply
10/18/2019 6:52	0:02	SSA3	0.00083	0.0400	Oversupply
10/18/2019 6:53	0:01	BS250	Data Not Available	Data Not Available	Oversupply
10/18/2019 6:53	0:01	ESA	Data Not Available	Data Not Available	Oversupply
10/18/2019 6:53	0:01	ESB	Data Not Available	Data Not Available	Oversupply
10/18/2019 6:54	0:01	KWPPII	0.008032926	20.11778069	Oversupply
10/18/2019 8:28	0:01	SSA2	-0.00021	0.4080	System Constraint
10/18/2019 8:29	0:01	SSA3	0.00023	0.5610	System Constraint
10/18/2019 8:30	0:01	SSA3	0.01398	0.1690	System Constraint
10/18/2019 8:30	0:01	SSA2	0.00784	0.2840	System Constraint
10/18/2019 8:30	0:01	SSA3	0.01368	0.3430	System Constraint
10/18/2019 8:31	0:01	SSA2	0.00784	0.2430	System Constraint
10/18/2019 8:31	0:01	SSA3	0.01428	0.6610	System Constraint
10/18/2019 8:32	0:14	BS250	Data Not Available	Data Not Available	System Constraint
10/18/2019 8:32	0:14	ESA	Data Not Available	Data Not Available	System Constraint
10/18/2019 8:32	0:14	ESB	Data Not Available	Data Not Available	System Constraint
10/18/2019 8:32	0:14	SSA2	0.12108	0.0270	System Constraint
10/18/2019 8:32	0:14	SSA3	0.24594	0.0120	System Constraint
10/18/2019 8:33	0:14	KWPPII	0.644334348	15.34755421	System Constraint
10/18/2019 8:46	0:01	SSA2	0.00395	0.1240	System Constraint
10/18/2019 8:46	0:01	SSA3	0.01688	0.1530	System Constraint
10/18/2019 8:46	0:01	SSA3	0.01651	0.3690	System Constraint
10/18/2019 8:48	0:01	SSA3	0.01688	1.3270	System Constraint
10/18/2019 8:51	0:01	SSA2	0.00395	0.3950	System Constraint
10/18/2019 8:51	0:01	SSA3	0.01651	1.3700	System Constraint
10/18/2019 8:52	0:01	SSA2	0.00395	0.1360	System Constraint
10/18/2019 8:52	0:01	SSA3	0.01688	1.4450	System Constraint
10/18/2019 8:52	0:01	SSA2	0.00395	0.1820	System Constraint
10/18/2019 8:53	0:01	SSA3	0.01688	0.2490	System Constraint
10/18/2019 8:53	0:01	SSA3	0.01725	0.5250	System Constraint
10/18/2019 8:53	0:01	SSA2	0.00395	0.0220	System Constraint
10/18/2019 8:54	0:01	KWPPII	0.011710135	16.8923893	System Constraint
10/18/2019 8:54	0:01	SSA3	0.01651	0.0340	System Constraint
10/18/2019 8:54	0:01	SSA2	0.00388	0.1240	System Constraint
10/18/2019 8:55	0:01	SSA3	0.01688	0.4420	System Constraint
10/18/2019 8:55	0:08	SSA2	0.03630	0.0430	System Constraint
10/18/2019 8:56	0:07	KWPPII	0.155681308	17.22171402	System Constraint
10/18/2019 8:56	0:01	SSA3	0.01688	0.0230	System Constraint
10/18/2019 8:56	0:06	SSA3	0.12317	0.3850	System Constraint
10/18/2019 8:57	0:06	BS250	Data Not Available	Data Not Available	System Constraint
10/18/2019 8:57	0:06	ESA	Data Not Available	Data Not Available	System Constraint
10/18/2019 8:57	0:06	ESB	Data Not Available	Data Not Available	System Constraint
10/18/2019 9:02	0:01	SSA3	0.01461	0.0910	System Constraint
10/18/2019 9:03	0:01	SSA2	0.00443	0.0140	System Constraint
10/18/2019 9:03	0:01	SSA3	0.01399	0.2680	System Constraint
10/18/2019 9:04	0:01	SSA2	0.00443	0.4260	System Constraint



Maui Curtailment Report

October 2019

Start Date and Time	Duration	IPP Curtailed	Estimated Curtailed MWH	Peak MW Curtailed	Reasons for Curtailment
10/18/2019 9:04	0:01	SSA3	0.01399	0.6880	System Constraint
10/18/2019 9:09	0:01	SSA2	0.00434	0.5120	System Constraint
10/18/2019 9:09	0:01	SSA3	0.01461	2.0030	System Constraint
10/18/2019 9:10	0:01	SSA2	0.00443	0.5690	System Constraint
10/18/2019 9:10	0:01	SSA3	0.01461	2.0080	System Constraint
10/18/2019 9:11	0:02	BS250	Data Not Available	Data Not Available	System Constraint
10/18/2019 9:11	0:02	ESA	Data Not Available	Data Not Available	System Constraint
10/18/2019 9:11	0:02	ESB	Data Not Available	Data Not Available	System Constraint
10/18/2019 9:11	0:03	SSA2	0.01311	0.1000	System Constraint
10/18/2019 9:11	0:01	SSA3	0.01399	0.0280	System Constraint
10/18/2019 9:12	0:02	KWPll	0.037264601	15.63097382	System Constraint
10/18/2019 9:12	0:02	SSA3	0.02828	0.0260	System Constraint
10/18/2019 9:13	0:01	SSA3	0.01430	0.0950	System Constraint
10/18/2019 9:13	0:01	SSA2	0.00443	0.0830	System Constraint
10/18/2019 9:14	0:01	SSA3	0.01403	0.0470	System Constraint
10/18/2019 9:14	0:01	SSA2	0.00390	0.1760	System Constraint
10/18/2019 9:15	0:01	SSA3	0.01679	0.1500	System Constraint
10/18/2019 9:15	0:01	SSA2	0.00517	0.1570	System Constraint
10/18/2019 9:15	0:01	SSA3	0.01607	0.7090	System Constraint
10/18/2019 9:16	0:01	SSA2	0.00517	0.3500	System Constraint
10/18/2019 9:20	0:01	SSA3	0.01643	2.0780	System Constraint
10/18/2019 9:20	0:01	SSA2	0.00497	0.5050	System Constraint
10/18/2019 9:21	0:01	SSA3	0.01643	1.6020	System Constraint
10/18/2019 9:21	0:01	SSA2	0.00497	0.1450	System Constraint
10/18/2019 9:22	0:01	BS250	Data Not Available	Data Not Available	System Constraint
10/18/2019 9:22	0:01	ESA	Data Not Available	Data Not Available	System Constraint
10/18/2019 9:22	0:01	ESB	Data Not Available	Data Not Available	System Constraint
10/18/2019 9:22	0:01	SSA3	0.01679	0.0090	System Constraint
10/18/2019 9:22	0:02	SSA2	0.01033	0.0670	System Constraint
10/18/2019 9:22	0:01	SSA3	0.01643	0.0090	System Constraint
10/18/2019 9:23	0:01	KWPll	0.011269442	10.77691936	System Constraint
10/18/2019 9:23	0:01	SSA3	0.01679	0.0650	System Constraint
10/18/2019 9:23	0:01	SSA2	0.00497	0.1130	System Constraint
10/18/2019 9:24	0:01	SSA3	0.01679	0.1930	System Constraint
10/18/2019 9:24	0:01	SSA2	0.00517	0.1910	System Constraint
10/18/2019 9:25	0:01	SSA3	0.01643	0.6060	System Constraint
10/18/2019 9:25	0:01	SSA2	0.00497	0.3970	System Constraint
10/18/2019 9:25	0:01	SSA3	0.01679	1.0760	System Constraint
10/18/2019 9:26	0:01	SSA2	0.00517	0.3480	System Constraint
10/18/2019 9:26	0:01	SSA3	0.01679	1.1020	System Constraint
10/18/2019 9:27	0:01	SSA2	0.00517	0.2390	System Constraint
10/18/2019 9:27	0:01	SSA3	0.01643	0.7530	System Constraint
10/18/2019 9:28	0:01	SSA2	0.00517	0.2960	System Constraint
10/18/2019 9:28	0:01	SSA3	0.01643	0.4030	System Constraint
10/18/2019 9:29	0:14	BS250	Data Not Available	Data Not Available	System Constraint
10/18/2019 9:29	0:14	ESA	Data Not Available	Data Not Available	System Constraint
10/18/2019 9:29	0:14	ESB	Data Not Available	Data Not Available	System Constraint
10/18/2019 9:29	0:14	SSA3	0.49806	0.0900	System Constraint
10/18/2019 9:29	0:14	SSA2	0.15812	0.0100	System Constraint
10/18/2019 9:30	0:13	KWPll	0.655555439	16.7147541	System Constraint
10/18/2019 9:42	0:01	SSA2	0.01029	0.0320	System Constraint
10/18/2019 9:43	0:01	SSA3	0.02883	0.1610	System Constraint
10/18/2019 9:43	0:01	SSA3	0.02822	0.0870	System Constraint
10/18/2019 9:43	0:01	SSA2	0.01029	0.0550	System Constraint
10/18/2019 9:44	0:11	BS250	Data Not Available	Data Not Available	System Constraint
10/18/2019 9:44	0:11	ESA	Data Not Available	Data Not Available	System Constraint
10/18/2019 9:44	0:11	ESB	Data Not Available	Data Not Available	System Constraint
10/18/2019 9:44	0:12	KWPll	0.467225059	14.48831463	System Constraint
10/18/2019 9:44	0:11	SSA3	0.41165	0.0360	System Constraint
10/18/2019 9:44	0:11	SSA2	0.15844	0.0010	System Constraint
10/18/2019 9:55	0:01	SSA3	0.02887	0.1100	System Constraint
10/18/2019 9:55	0:01	SSA2	0.01240	0.3030	System Constraint
10/18/2019 9:56	0:01	SSA3	0.02887	0.6120	System Constraint
10/18/2019 9:56	0:01	SSA2	0.01240	0.3930	System Constraint
10/18/2019 9:57	0:01	SSA3	0.02887	1.0930	System Constraint
10/18/2019 9:57	0:01	SSA2	0.01240	0.3250	System Constraint
10/18/2019 9:57	0:01	SSA3	0.02825	0.6050	System Constraint
10/18/2019 9:58	0:51	BS250	Data Not Available	Data Not Available	System Constraint
10/18/2019 9:58	0:51	ESA	Data Not Available	Data Not Available	System Constraint
10/18/2019 9:58	0:51	ESB	Data Not Available	Data Not Available	System Constraint
10/18/2019 9:58	0:51	SSA2	1.03719	0.0150	System Constraint
10/18/2019 9:58	0:51	SSA3	1.63915	0.0270	System Constraint
10/18/2019 9:59	0:51	KWPll	7.889200023	17.08998489	System Constraint



Maui Curtailment Report

October 2019

Start Date and Time	Duration	IPP Curtailed	Estimated Curtailed MWH	Peak MW Curtailed	Reasons for Curtailment
10/18/2019 10:31	0:01	BS	Data Not Available	Data Not Available	System Constraint
10/18/2019 10:31	0:02	AWE	0.008297284	20.1000038	System Constraint
10/18/2019 10:31	0:01	5A	Data Not Available	Data Not Available	System Constraint
10/18/2019 10:36	0:03	BS	Data Not Available	Data Not Available	System Constraint
10/18/2019 10:36	0:03	5A	Data Not Available	Data Not Available	System Constraint
10/18/2019 10:38	0:01	AWE	0.003678513	20.19999886	System Constraint
10/18/2019 10:40	0:01	BS	Data Not Available	Data Not Available	System Constraint
10/18/2019 10:40	0:01	AWE	0.000811164	20.6000038	System Constraint
10/18/2019 10:40	0:01	5A	Data Not Available	Data Not Available	System Constraint
10/18/2019 10:49	0:01	SSA3	0.02339	0.0060	System Constraint
10/18/2019 10:49	0:01	SSA2	0.01932	0.1120	System Constraint
10/18/2019 10:49	0:01	SSA3	0.02391	0.8760	System Constraint
10/18/2019 10:50	0:01	SSA2	0.01932	0.8640	System Constraint
10/18/2019 10:50	0:01	SSA3	0.02339	1.1330	System Constraint
10/18/2019 10:51	1:42	BS250	Data Not Available	Data Not Available	System Constraint
10/18/2019 10:51	1:42	ESA	Data Not Available	Data Not Available	System Constraint
10/18/2019 10:51	1:42	ESB	Data Not Available	Data Not Available	System Constraint
10/18/2019 10:51	1:42	SSA2	2.65398	1.6660	System Constraint
10/18/2019 10:51	1:41	SSA3	3.29072	1.0230	System Constraint
10/18/2019 10:52	1:41	KWP	23.68395815	20.5868206	System Constraint
10/18/2019 10:57	0:01	BS	Data Not Available	Data Not Available	System Constraint
10/18/2019 10:57	0:01	5A	Data Not Available	Data Not Available	System Constraint
10/18/2019 12:16	0:05	BS	Data Not Available	Data Not Available	System Constraint
10/18/2019 12:16	0:05	5A	Data Not Available	Data Not Available	System Constraint
10/18/2019 12:17	0:03	AWE	0.02038428	20.19999886	System Constraint
10/18/2019 12:22	0:05	BS	Data Not Available	Data Not Available	System Constraint
10/18/2019 12:22	0:05	5A	Data Not Available	Data Not Available	System Constraint
10/18/2019 12:23	0:01	KWP	0.000879097	16.79999924	System Constraint
10/18/2019 12:23	0:04	AWE	0.025635115	20.29999924	System Constraint
10/18/2019 12:25	0:01	KWP	0.003516483	15.4285717	System Constraint
10/18/2019 12:32	0:01	SSA3	0.01912	-0.0010	System Constraint
10/18/2019 12:33	0:01	SSA2	0.02492	0.1570	System Constraint
10/18/2019 12:33	0:01	SSA3	0.01725	0.4630	System Constraint
10/18/2019 12:34	0:01	SSA2	0.02492	0.4900	System Constraint
10/18/2019 12:34	0:01	SSA3	0.01725	0.3050	System Constraint
10/18/2019 12:35	0:32	BS250	Data Not Available	Data Not Available	System Constraint
10/18/2019 12:35	0:32	ESA	Data Not Available	Data Not Available	System Constraint
10/18/2019 12:35	0:32	ESB	Data Not Available	Data Not Available	System Constraint
10/18/2019 12:35	0:32	KWP	9.425914397	20.64969063	System Constraint
10/18/2019 12:35	0:31	SSA2	0.89673	0.0580	System Constraint
10/18/2019 12:35	0:32	SSA3	0.75105	0.0250	System Constraint
10/18/2019 12:41	0:04	BS	Data Not Available	Data Not Available	System Constraint
10/18/2019 12:41	0:04	5A	Data Not Available	Data Not Available	System Constraint
10/18/2019 12:43	0:01	AWE	0.004687119	20.29999924	System Constraint
10/18/2019 12:46	0:01	BS	Data Not Available	Data Not Available	System Constraint
10/18/2019 12:46	0:01	AWE	0.001068974	19.79999924	System Constraint
10/18/2019 12:46	0:01	KWP	0.002637386	21.86373711	System Constraint
10/18/2019 12:46	0:01	5A	Data Not Available	Data Not Available	System Constraint
10/18/2019 12:50	0:01	AWE	0.000664775	19.89999962	System Constraint
10/18/2019 12:51	0:01	BS	Data Not Available	Data Not Available	System Constraint
10/18/2019 12:51	0:01	5A	Data Not Available	Data Not Available	System Constraint
10/18/2019 12:52	0:01	AWE	7.62622E-05	20.29999924	System Constraint
10/18/2019 12:58	0:01	BS	Data Not Available	Data Not Available	System Constraint
10/18/2019 12:58	0:01	5A	Data Not Available	Data Not Available	System Constraint
10/18/2019 13:00	0:01	BS	Data Not Available	Data Not Available	System Constraint
10/18/2019 13:00	0:03	AWE	0.007248815	20.39999962	System Constraint
10/18/2019 13:00	0:01	5A	Data Not Available	Data Not Available	System Constraint
10/18/2019 13:06	0:01	SSA2	0.03107	0.0090	System Constraint
10/18/2019 13:07	0:01	SSA2	0.03107	0.9660	System Constraint
10/18/2019 13:08	1:51	SSA3	3.94685	1.1910	System Constraint
10/18/2019 13:08	0:42	SSA2	1.38289	2.2140	System Constraint
10/18/2019 13:09	1:51	BS250	Data Not Available	Data Not Available	System Constraint
10/18/2019 13:09	1:51	ESA	Data Not Available	Data Not Available	System Constraint
10/18/2019 13:09	1:51	ESB	Data Not Available	Data Not Available	System Constraint
10/18/2019 13:09	1:51	KWP	23.79888175	20.65867233	System Constraint
10/18/2019 13:19	0:04	BS	Data Not Available	Data Not Available	System Constraint
10/18/2019 13:19	0:04	5A	Data Not Available	Data Not Available	System Constraint
10/18/2019 13:20	0:03	AWE	0.009858418	20.39999962	System Constraint
10/18/2019 13:24	0:05	BS	Data Not Available	Data Not Available	System Constraint
10/18/2019 13:24	0:01	KWP	0.001490943	16.27252769	System Constraint
10/18/2019 13:24	0:05	5A	Data Not Available	Data Not Available	System Constraint
10/18/2019 13:26	0:03	AWE	0.033528169	20.29999924	System Constraint
10/18/2019 13:30	0:05	BS	Data Not Available	Data Not Available	System Constraint



Maui Curtailment Report

October 2019

Start Date and Time	Duration	IPP Curtailed	Estimated Curtailed MWH	Peak MW Curtailed	Reasons for Curtailment
10/18/2019 13:30	0:05	5A	Data Not Available	Data Not Available	System Constraint
10/18/2019 13:31	0:04	AWE	0.030610339	20.5	System Constraint
10/18/2019 13:36	0:03	BS	Data Not Available	Data Not Available	System Constraint
10/18/2019 13:36	0:03	5A	Data Not Available	Data Not Available	System Constraint
10/18/2019 13:37	0:01	AWE	0.004507764	20.29999924	System Constraint
10/18/2019 13:39	0:01	AWE	0.004748281	20.5	System Constraint
10/18/2019 13:43	0:01	BS	Data Not Available	Data Not Available	System Constraint
10/18/2019 13:43	0:01	AWE	0.002169005	20.5	System Constraint
10/18/2019 13:43	0:01	5A	Data Not Available	Data Not Available	System Constraint
10/18/2019 13:50	0:01	SSA2	0.01933	0.0010	System Constraint
10/18/2019 13:51	1:07	SSA2	1.66146	0.0010	System Constraint
10/18/2019 14:58	0:01	SSA2	0.02057	0.0020	System Constraint
10/18/2019 14:59	0:01	SSA2	0.00624	0.0020	System Constraint
10/18/2019 15:00	0:01	SSA3	0.00284	0.0410	System Constraint
10/18/2019 15:00	0:01	SSA2	0.00802	0.0140	System Constraint
10/18/2019 15:00	0:01	SSA3	0.00290	0.0400	System Constraint
10/18/2019 15:01	0:01	SSA2	0.00802	0.2030	System Constraint
10/18/2019 15:01	0:01	SSA3	0.00290	0.2850	System Constraint
10/18/2019 15:02	0:01	SSA2	0.00802	0.7090	System Constraint
10/18/2019 15:02	0:01	SSA3	0.00284	0.2990	System Constraint
10/18/2019 15:03	0:01	SSA2	0.00802	0.9720	System Constraint
10/18/2019 15:03	0:01	SSA3	0.00290	0.3220	System Constraint
10/18/2019 15:03	0:01	SSA3	0.00290	0.4260	System Constraint
10/18/2019 15:03	0:01	SSA2	0.00802	1.1720	System Constraint
10/18/2019 15:04	0:01	SSA3	0.00278	0.5880	System Constraint
10/18/2019 15:04	0:01	SSA2	0.00802	1.4310	System Constraint
10/18/2019 15:05	0:01	SSA2	0.00802	1.2390	System Constraint
10/18/2019 15:06	0:01	SSA2	0.00802	2.2930	System Constraint
10/18/2019 23:10	0:04	KWPPII	0.037831847	20.36826706	Oversupply
10/18/2019 23:22	0:11	KWPPII	0.347205798	19.45314217	Oversupply
10/18/2019 23:50	0:02	KWPPII	0.032459243	15.91439342	Oversupply
10/18/2019 23:54	0:16	KWPPII	0.638896513	16.35249519	Oversupply
10/19/2019 1:11	0:01	KWPPII	0.004780817	11.34176159	Oversupply
10/19/2019 3:09	0:10	KWPPII	0.402201271	14.58411884	Oversupply
10/19/2019 3:28	1:38	KWPPII	18.96988612	18.03804207	Oversupply
10/19/2019 3:57	0:39	AWE	3.134789101	20.5	Oversupply
10/19/2019 4:49	0:13	AWE	0.435137558	16	Oversupply
10/19/2019 5:08	1:46	BS250	Data Not Available	Data Not Available	Oversupply
10/19/2019 5:08	1:46	ESA	Data Not Available	Data Not Available	Oversupply
10/19/2019 5:08	1:46	ESB	Data Not Available	Data Not Available	Oversupply
10/19/2019 5:08	1:21	KWPPII	14.05483965	17.22870064	Oversupply
10/19/2019 5:46	0:39	AWE	2.591611624	20.19999886	Oversupply
10/19/2019 6:29	0:24	SSA3	0.02613	0.0210	Oversupply
10/19/2019 6:30	0:24	KWPPII	5.135272292	15.84753036	Oversupply
10/19/2019 6:32	0:22	SSA2	0.02031	0.0220	Oversupply
10/19/2019 6:33	0:02	AWE	0.010002804	19.89999962	Oversupply
10/19/2019 6:44	0:05	AWE	0.062619305	20.29999924	Oversupply
10/19/2019 6:56	0:26	BS250	Data Not Available	Data Not Available	Oversupply
10/19/2019 6:56	0:26	ESA	Data Not Available	Data Not Available	Oversupply
10/19/2019 6:56	0:26	ESB	Data Not Available	Data Not Available	Oversupply
10/19/2019 6:56	0:26	KWPPII	6.661742274	19.51102448	Oversupply
10/19/2019 6:56	0:26	SSA3	0.11900	0.1210	Oversupply
10/19/2019 6:56	0:25	SSA2	0.07176	0.0280	Oversupply
10/19/2019 7:07	0:11	AWE	0.433420753	20.79999924	Oversupply
10/19/2019 7:23	0:30	SSA3	0.20947	0.3970	Oversupply
10/19/2019 7:24	0:30	BS250	Data Not Available	Data Not Available	Oversupply
10/19/2019 7:24	0:30	ESA	Data Not Available	Data Not Available	Oversupply
10/19/2019 7:24	0:30	ESB	Data Not Available	Data Not Available	Oversupply
10/19/2019 7:24	0:30	KWPPII	3.036019397	19.1517601	Oversupply
10/19/2019 7:24	0:30	SSA2	0.15264	0.0620	Oversupply
10/19/2019 7:53	0:01	SSA3	0.00460	0.0780	Oversupply
10/19/2019 7:54	0:01	SSA2	0.00532	0.1160	Oversupply
10/19/2019 8:14	0:01	SSA3	0.00120	0.7780	Oversupply
10/19/2019 8:15	0:01	SSA2	0.00841	0.6570	Oversupply
10/19/2019 8:15	0:01	SSA3	0.00554	1.0440	Oversupply
10/19/2019 8:15	0:01	SSA3	0.00554	0.1570	Oversupply
10/19/2019 8:16	0:01	SSA2	0.00825	0.3610	Oversupply
10/19/2019 8:16	0:03	SSA3	0.02191	0.0400	Oversupply
10/19/2019 8:16	0:03	SSA2	0.03363	0.0830	Oversupply
10/19/2019 8:17	0:03	BS250	Data Not Available	Data Not Available	Oversupply
10/19/2019 8:17	0:03	ESA	Data Not Available	Data Not Available	Oversupply
10/19/2019 8:17	0:03	ESB	Data Not Available	Data Not Available	Oversupply
10/19/2019 8:17	0:03	KWPPII	0.023637931	8.737098694	Oversupply



Maui Curtailment Report

October 2019

Start Date and Time	Duration	IPP Curtailed	Estimated Curtailed MWH	Peak MW Curtailed	Reasons for Curtailment
10/19/2019 8:19	0:01	SSA3	0.00542	0.0390	Oversupply
10/19/2019 8:20	0:01	SSA2	0.00841	-0.0030	Oversupply
10/19/2019 8:21	0:01	SSA2	0.00841	-0.0020	Oversupply
10/19/2019 9:51	0:01	SSA3	0.00763	2.3990	Oversupply
10/19/2019 9:52	0:01	SSA3	0.00747	2.5220	Oversupply
10/19/2019 9:52	0:01	SSA2	0.00206	1.7010	Oversupply
10/19/2019 9:53	0:01	SSA3	0.00747	0.4860	Oversupply
10/19/2019 9:53	0:01	SSA2	0.00206	1.4850	Oversupply
10/19/2019 9:54	0:01	SSA3	0.00780	0.1880	Oversupply
10/19/2019 9:54	0:01	SSA2	0.00206	0.0270	Oversupply
10/19/2019 9:55	0:01	SSA3	0.00763	1.3480	Oversupply
10/19/2019 9:55	0:01	SSA2	0.00206	0.6370	Oversupply
10/19/2019 9:55	0:01	SSA3	0.00747	0.3390	Oversupply
10/19/2019 9:56	0:01	SSA2	0.00206	0.8330	Oversupply
10/19/2019 9:56	0:01	SSA3	0.00780	0.6420	Oversupply
10/19/2019 9:57	0:01	SSA2	0.00206	1.3390	Oversupply
10/19/2019 9:57	0:01	SSA3	0.00763	1.9800	Oversupply
10/19/2019 9:58	0:01	SSA2	0.00206	1.8200	Oversupply
10/19/2019 9:58	0:01	SSA2	0.00206	1.9740	Oversupply
10/19/2019 9:58	0:02	SSA3	0.01449	2.0730	Oversupply
10/19/2019 9:59	0:01	SSA2	-0.00024	1.7800	Oversupply
10/19/2019 10:01	0:01	SSA3	0.00710	2.4140	Oversupply
10/19/2019 10:01	0:01	SSA2	0.00400	1.3760	Oversupply
10/19/2019 10:02	0:01	SSA3	0.00726	1.6810	Oversupply
10/19/2019 10:03	0:01	SSA2	0.00400	1.8730	Oversupply
10/19/2019 10:03	0:01	SSA3	0.00710	2.1030	Oversupply
10/19/2019 10:04	0:01	SSA2	0.00400	1.6440	Oversupply
10/19/2019 10:04	0:01	SSA3	0.00726	1.8110	Oversupply
10/19/2019 10:04	0:01	SSA2	0.00400	1.2410	Oversupply
10/19/2019 10:04	0:01	SSA3	0.00726	1.5190	Oversupply
10/19/2019 10:05	0:01	SSA3	0.00726	2.0860	Oversupply
10/19/2019 10:05	0:01	SSA2	0.00392	1.6520	Oversupply
10/19/2019 10:06	0:01	SSA3	0.00726	2.0220	Oversupply
10/19/2019 10:06	0:01	SSA2	0.00400	1.7430	Oversupply
10/19/2019 10:07	0:01	SSA3	0.00726	2.0420	Oversupply
10/19/2019 10:07	0:01	SSA2	0.00400	1.6630	Oversupply
10/19/2019 10:08	0:01	SSA3	0.00710	1.7140	Oversupply
10/19/2019 10:08	0:01	SSA2	0.00400	1.5570	Oversupply
10/19/2019 10:08	0:01	SSA3	0.00726	2.0830	Oversupply
10/19/2019 10:09	0:01	SSA2	0.00400	1.5080	Oversupply
10/19/2019 10:09	0:01	SSA3	0.00726	1.5670	Oversupply
10/19/2019 10:10	0:01	SSA2	0.00400	1.2570	Oversupply
10/19/2019 10:10	0:01	SSA3	0.00710	1.7800	Oversupply
10/19/2019 10:11	0:01	SSA2	0.00400	1.4610	Oversupply
10/19/2019 10:11	0:01	SSA3	0.00741	1.4020	Oversupply
10/19/2019 10:11	0:01	SSA2	0.00400	1.1250	Oversupply
10/19/2019 10:11	0:01	SSA3	0.00726	2.1190	Oversupply
10/19/2019 10:16	0:01	SSA2	0.02434	2.0610	Oversupply
10/19/2019 10:16	0:01	SSA3	0.02491	2.3160	Oversupply
10/19/2019 10:17	0:01	SSA2	0.02434	1.5550	Oversupply
10/19/2019 10:17	0:01	SSA3	0.02547	0.4570	Oversupply
10/19/2019 10:17	0:01	SSA2	0.02434	0.0730	Oversupply
10/19/2019 10:17	0:01	SSA3	0.02547	0.0280	Oversupply
10/19/2019 10:18	0:01	SSA3	0.02547	0.2280	Oversupply
10/19/2019 10:18	0:01	SSA2	0.02434	0.0730	Oversupply
10/19/2019 10:19	0:01	SSA3	0.02491	0.1240	Oversupply
10/19/2019 10:19	0:01	SSA2	0.02434	0.0480	Oversupply
10/19/2019 10:20	0:01	SSA3	0.02491	0.3910	Oversupply
10/19/2019 10:20	0:01	SSA2	0.02340	0.6350	Oversupply
10/19/2019 10:20	0:01	SSA3	0.02547	0.7940	Oversupply
10/19/2019 10:21	0:01	SSA2	0.02434	0.4030	Oversupply
10/19/2019 10:21	0:01	SSA3	0.02547	0.3420	Oversupply
10/19/2019 10:22	0:42	BS250	Data Not Available	Data Not Available	Oversupply
10/19/2019 10:22	0:42	ESA	Data Not Available	Data Not Available	Oversupply
10/19/2019 10:22	0:42	ESB	Data Not Available	Data Not Available	Oversupply
10/19/2019 10:22	0:42	SSA2	1.56239	0.1030	Oversupply
10/19/2019 10:22	0:42	SSA3	1.61226	0.0170	Oversupply
10/19/2019 10:23	0:42	AWE	1.303325462	20.7999924	Oversupply
10/19/2019 10:46	0:04	KWPll	0.076376844	1.550822496	Oversupply
10/19/2019 11:02	0:03	KWPll	0.021106754	0.606756806	Oversupply
10/19/2019 11:04	0:01	SSA3	0.03412	0.1330	Oversupply
10/19/2019 11:04	0:12	SSA2	0.46194	-0.0030	Oversupply
10/19/2019 11:05	0:12	BS250	Data Not Available	Data Not Available	Oversupply



Maui Curtailment Report

October 2019

Start Date and Time	Duration	IPP Curtailed	Estimated Curtailed MWH	Peak MW Curtailed	Reasons for Curtailment
10/19/2019 11:05	0:12	ESA	Data Not Available	Data Not Available	Oversupply
10/19/2019 11:05	0:12	ESB	Data Not Available	Data Not Available	Oversupply
10/19/2019 11:05	0:11	SSA3	0.49668	0.1550	Oversupply
10/19/2019 11:06	0:04	KWPPII	0.034976343	1.039869428	Oversupply
10/19/2019 11:06	0:13	AWE	0.272123305	20.79999924	Oversupply
10/19/2019 11:16	0:01	SSA3	0.03382	0.0040	Oversupply
10/19/2019 11:16	0:02	SSA2	0.06883	-0.0030	Oversupply
10/19/2019 11:17	0:01	SSA3	0.03382	0.0070	Oversupply
10/19/2019 11:18	0:01	SSA3	0.03310	0.1500	Oversupply
10/19/2019 11:18	0:01	SSA2	0.03442	0.0570	Oversupply
10/19/2019 11:18	0:01	SSA3	0.03382	0.4540	Oversupply
10/19/2019 11:19	0:01	SSA2	0.03442	0.2280	Oversupply
10/19/2019 11:19	0:01	SSA3	0.03382	0.8270	Oversupply
10/19/2019 11:20	0:01	SSA2	0.03442	0.3620	Oversupply
10/19/2019 11:20	0:10	SSA3	0.43156	0.1730	Oversupply
10/19/2019 11:21	0:09	BS250	Data Not Available	Data Not Available	Oversupply
10/19/2019 11:21	0:09	ESA	Data Not Available	Data Not Available	Oversupply
10/19/2019 11:21	0:09	ESB	Data Not Available	Data Not Available	Oversupply
10/19/2019 11:21	0:09	SSA2	0.37494	0.1300	Oversupply
10/19/2019 11:22	0:10	AWE	0.128325685	20.5	Oversupply
10/19/2019 11:30	0:01	SSA3	0.03220	0.2040	Oversupply
10/19/2019 11:30	0:01	SSA2	0.03344	-0.0030	Oversupply
10/19/2019 11:31	0:02	SSA3	0.06302	0.0180	Oversupply
10/19/2019 11:31	0:01	SSA2	0.03344	-0.0030	Oversupply
10/19/2019 11:32	0:01	SSA2	0.03344	-0.0030	Oversupply
10/19/2019 11:32	0:01	SSA3	0.03220	0.7460	Oversupply
10/19/2019 11:33	0:01	SSA2	0.03344	-0.0030	Oversupply
10/19/2019 11:33	0:01	SSA3	0.03219	1.0710	Oversupply
10/19/2019 11:34	0:01	SSA2	0.03344	0.1830	Oversupply
10/19/2019 11:34	0:01	SSA3	0.03151	1.4780	Oversupply
10/19/2019 11:34	0:01	SSA2	0.03344	0.4150	Oversupply
10/19/2019 11:35	0:01	SSA3	0.03220	0.5490	Oversupply
10/19/2019 11:35	0:01	SSA2	0.03344	0.7610	Oversupply
10/19/2019 11:35	0:01	SSA3	0.03082	0.2980	Oversupply
10/19/2019 11:36	0:01	SSA2	0.03344	1.3330	Oversupply
10/19/2019 11:36	0:01	SSA3	0.03082	1.4960	Oversupply
10/19/2019 11:37	0:01	SSA3	0.03220	0.8660	Oversupply
10/19/2019 11:37	0:01	SSA2	0.03344	1.5390	Oversupply
10/19/2019 11:38	0:01	SSA3	0.03219	0.8460	Oversupply
10/19/2019 11:38	0:01	SSA2	0.03344	0.5970	Oversupply
10/19/2019 11:39	0:26	BS250	Data Not Available	Data Not Available	Oversupply
10/19/2019 11:39	0:26	ESA	Data Not Available	Data Not Available	Oversupply
10/19/2019 11:39	0:26	ESB	Data Not Available	Data Not Available	Oversupply
10/19/2019 11:39	0:26	SSA3	1.17260	0.0970	Oversupply
10/19/2019 11:39	0:26	SSA2	1.08576	0.0270	Oversupply
10/19/2019 11:40	0:26	AWE	0.872403177	20.60000038	Oversupply
10/19/2019 12:05	0:01	SSA2	0.03349	-0.0010	Oversupply
10/19/2019 12:05	0:01	SSA3	0.03085	-0.0010	Oversupply
10/19/2019 12:06	0:01	SSA3	0.03017	0.6600	Oversupply
10/19/2019 12:06	0:01	SSA2	0.03349	0.0650	Oversupply
10/19/2019 12:06	0:01	SSA3	0.03085	1.1130	Oversupply
10/19/2019 12:06	0:01	SSA2	0.03349	-0.0020	Oversupply
10/19/2019 12:07	0:01	SSA3	0.03085	0.7840	Oversupply
10/19/2019 12:07	0:01	SSA2	0.03349	0.1130	Oversupply
10/19/2019 12:08	0:01	SSA3	0.03085	1.4950	Oversupply
10/19/2019 12:08	0:01	SSA2	0.03349	0.1270	Oversupply
10/19/2019 12:09	0:01	SSA3	0.03017	1.5530	Oversupply
10/19/2019 12:09	0:01	SSA2	0.03349	0.2680	Oversupply
10/19/2019 12:09	0:01	SSA3	0.03085	1.8010	Oversupply
10/19/2019 12:10	0:01	SSA2	0.03349	0.5590	Oversupply
10/19/2019 12:10	0:01	SSA3	0.03085	0.7850	Oversupply
10/19/2019 12:11	0:01	SSA2	0.03285	0.4450	Oversupply
10/19/2019 12:11	0:01	SSA3	0.03017	0.1010	Oversupply
10/19/2019 12:12	0:01	SSA3	0.03085	0.0400	Oversupply
10/19/2019 12:12	0:01	SSA2	0.03349	0.0720	Oversupply
10/19/2019 12:12	0:01	SSA3	0.03085	0.1250	Oversupply
10/19/2019 12:13	0:01	SSA2	0.03349	0.0600	Oversupply
10/19/2019 12:13	0:01	SSA3	0.03085	0.2370	Oversupply
10/19/2019 12:13	0:01	SSA2	0.03349	0.3440	Oversupply
10/19/2019 12:14	0:01	SSA3	0.03089	0.2990	Oversupply
10/19/2019 12:14	0:01	SSA2	0.02521	0.4880	Oversupply
10/19/2019 12:15	0:01	SSA3	0.02280	0.2720	Oversupply
10/19/2019 12:15	0:01	SSA2	0.02565	0.4980	Oversupply



Maui Curtailment Report

October 2019

Start Date and Time	Duration	IPP Curtailed	Estimated Curtailed MWH	Peak MW Curtailed	Reasons for Curtailment
10/19/2019 12:15	0:01	SSA3	0.02231	0.4990	Oversupply
10/19/2019 12:16	0:01	SSA2	0.02565	1.7370	Oversupply
10/19/2019 12:16	0:01	SSA3	0.02280	0.5760	Oversupply
10/19/2019 12:17	0:01	SSA2	0.02565	2.7660	Oversupply
10/19/2019 12:17	0:01	SSA3	0.02280	0.9220	Oversupply
10/19/2019 12:18	0:01	SSA2	0.02565	2.2850	Oversupply
10/19/2019 12:18	0:01	SSA3	0.02231	0.6020	Oversupply
10/19/2019 12:18	0:01	SSA3	0.02280	1.5710	Oversupply
10/19/2019 12:19	0:01	SSA2	0.02565	1.7490	Oversupply
10/19/2019 12:19	0:01	SSA3	0.02280	0.9980	Oversupply
10/19/2019 12:19	0:01	SSA2	0.02565	1.0540	Oversupply
10/19/2019 12:20	0:01	SSA3	0.02231	1.6200	Oversupply
10/19/2019 12:20	0:01	SSA2	0.02565	1.2220	Oversupply
10/19/2019 12:21	0:01	SSA3	0.02330	1.0990	Oversupply
10/19/2019 12:21	0:01	SSA2	0.02565	1.4060	Oversupply
10/19/2019 12:22	0:01	SSA3	0.02231	1.5410	Oversupply
10/19/2019 12:22	0:01	SSA2	0.02565	1.2690	Oversupply
10/19/2019 12:22	0:01	SSA3	0.02280	1.2740	Oversupply
10/19/2019 12:23	0:01	SSA2	0.02565	0.6600	Oversupply
10/19/2019 12:23	0:01	SSA3	0.02280	0.8180	Oversupply
10/19/2019 12:24	0:01	SSA2	0.02565	0.6070	Oversupply
10/19/2019 12:24	0:01	SSA3	0.02231	0.4910	Oversupply
10/19/2019 12:25	0:02	BS250	Data Not Available	Data Not Available	Oversupply
10/19/2019 12:25	0:02	ESA	Data Not Available	Data Not Available	Oversupply
10/19/2019 12:25	0:02	ESB	Data Not Available	Data Not Available	Oversupply
10/19/2019 12:25	0:04	SSA3	0.11353	0.1570	Oversupply
10/19/2019 12:25	0:02	SSA2	0.05080	0.0270	Oversupply
10/19/2019 12:26	0:01	SSA2	0.02565	0.1410	Oversupply
10/19/2019 12:27	0:01	SSA2	0.02565	0.1120	Oversupply
10/19/2019 12:28	0:01	SSA2	0.02565	0.0180	Oversupply
10/19/2019 12:28	0:01	SSA3	0.02280	0.0670	Oversupply
10/19/2019 12:29	0:01	SSA2	0.02573	0.3920	Oversupply
10/19/2019 12:29	0:01	SSA3	0.02052	0.5770	Oversupply
10/19/2019 12:30	0:01	SSA2	0.02765	0.3820	Oversupply
10/19/2019 12:30	0:01	SSA3	0.02456	0.4230	Oversupply
10/19/2019 12:31	0:01	SSA3	0.02456	0.0610	Oversupply
10/19/2019 12:31	0:01	SSA2	0.02765	0.0640	Oversupply
10/19/2019 12:31	0:01	SSA3	0.02402	0.2890	Oversupply
10/19/2019 12:32	0:01	SSA2	0.02765	0.4120	Oversupply
10/19/2019 12:32	0:01	SSA3	0.02456	0.9370	Oversupply
10/19/2019 12:32	0:01	SSA2	0.02765	0.9930	Oversupply
10/19/2019 12:33	0:01	SSA3	0.02456	1.1630	Oversupply
10/19/2019 12:33	0:01	SSA2	0.02765	1.7470	Oversupply
10/19/2019 12:34	0:01	SSA3	0.02402	2.2690	Oversupply
10/19/2019 12:36	0:01	SSA2	0.02765	2.3230	Oversupply
10/19/2019 12:36	0:01	SSA3	0.02456	2.8540	Oversupply
10/19/2019 12:37	0:01	SSA2	0.02765	2.0970	Oversupply
10/19/2019 12:37	0:01	SSA3	0.02456	2.2110	Oversupply
10/19/2019 12:38	0:01	SSA3	0.02403	1.5780	Oversupply
10/19/2019 12:38	0:01	SSA2	0.02765	1.5680	Oversupply
10/19/2019 12:38	0:01	SSA3	0.02402	1.2380	Oversupply
10/19/2019 12:38	0:01	SSA2	0.02765	1.0110	Oversupply
10/19/2019 12:39	0:01	SSA3	0.02456	0.2220	Oversupply
10/19/2019 12:39	0:05	SSA2	0.16472	0.1120	Oversupply
10/19/2019 12:40	0:04	BS250	Data Not Available	Data Not Available	Oversupply
10/19/2019 12:40	0:04	ESA	Data Not Available	Data Not Available	Oversupply
10/19/2019 12:40	0:04	ESB	Data Not Available	Data Not Available	Oversupply
10/19/2019 12:40	0:05	AWE	0.039471372	20.5	Oversupply
10/19/2019 12:40	0:05	SSA3	0.14629	0.0110	Oversupply
10/19/2019 12:44	0:01	SSA3	0.02328	0.1440	Oversupply
10/19/2019 12:45	0:01	BS250	Data Not Available	Data Not Available	Oversupply
10/19/2019 12:45	0:01	ESA	Data Not Available	Data Not Available	Oversupply
10/19/2019 12:45	0:01	ESB	Data Not Available	Data Not Available	Oversupply
10/19/2019 12:45	0:01	SSA2	0.01774	-0.0030	Oversupply
10/19/2019 12:45	0:01	SSA3	0.01752	0.0050	Oversupply
10/19/2019 12:45	0:01	SSA2	0.01774	0.0170	Oversupply
10/19/2019 12:46	0:01	SSA3	0.01752	0.0130	Oversupply
10/19/2019 12:46	0:01	SSA2	0.01774	0.1370	Oversupply
10/19/2019 12:47	0:01	SSA3	0.01790	0.2940	Oversupply
10/19/2019 12:47	0:01	SSA2	0.01774	0.3040	Oversupply
10/19/2019 12:47	0:02	SSA3	0.03541	0.1600	Oversupply
10/19/2019 12:48	0:01	SSA2	0.01774	0.4680	Oversupply
10/19/2019 12:49	0:01	SSA2	0.01774	0.4280	Oversupply



Maui Curtailment Report

October 2019

Start Date and Time	Duration	IPP Curtailed	Estimated Curtailed MWH	Peak MW Curtailed	Reasons for Curtailment
10/19/2019 12:49	0:01	SSA3	0.01790	0.3700	Oversupply
10/19/2019 12:50	0:01	SSA2	0.01774	0.2240	Oversupply
10/19/2019 12:50	0:01	SSA3	0.01752	0.2970	Oversupply
10/19/2019 12:51	0:01	SSA3	0.01790	0.7850	Oversupply
10/19/2019 12:51	0:01	SSA2	0.01774	0.5300	Oversupply
10/19/2019 12:51	0:01	SSA3	0.01752	0.9910	Oversupply
10/19/2019 12:51	0:01	SSA2	0.01774	1.1870	Oversupply
10/19/2019 12:52	0:01	SSA3	0.01752	1.4860	Oversupply
10/19/2019 12:52	0:01	SSA2	0.01774	1.7700	Oversupply
10/19/2019 16:59	0:01	KWP11	3.32652E-05	0.001995911	Oversupply
10/21/2019 7:51	0:01	SSA3	0.00367	0.9380	Oversupply
10/21/2019 7:51	0:01	SSA3	0.00367	0.9490	Oversupply
10/21/2019 7:52	0:02	SSA2	0.00944	0.5380	Oversupply
10/21/2019 7:52	0:01	SSA3	0.00359	0.0530	Oversupply
10/21/2019 7:53	0:01	SSA3	0.00367	0.0120	Oversupply
10/21/2019 7:54	0:01	SSA3	0.00367	0.1730	Oversupply
10/21/2019 7:54	0:01	SSA2	0.00472	0.0360	Oversupply
10/21/2019 8:21	0:01	SSA3	0.00085	1.3810	Oversupply
10/21/2019 8:22	0:01	SSA2	0.00067	0.6600	Oversupply
10/21/2019 8:22	0:01	SSA3	0.00089	0.7880	Oversupply
10/21/2019 8:22	0:01	SSA2	0.00067	0.4830	Oversupply
10/21/2019 8:23	0:01	SSA3	0.00082	0.4560	Oversupply
10/21/2019 15:28	0:01	SSA2	-0.00219	2.3790	Oversupply
10/22/2019 0:51	0:08	AWE	0.155823851	17.5	Oversupply
10/22/2019 0:51	0:08	KWP11	0.155823851	17.5	Oversupply
10/22/2019 3:43	0:01	AWE	7.45138E-05	17	Oversupply
10/22/2019 3:43	0:01	KWP11	7.45138E-05	17	Oversupply
10/22/2019 6:58	0:01	BS250	Data Not Available	Data Not Available	Oversupply
10/22/2019 6:58	0:01	ESA	Data Not Available	Data Not Available	Oversupply
10/22/2019 6:58	0:01	ESB	Data Not Available	Data Not Available	Oversupply
10/22/2019 7:00	0:01	SSA2	0.00100	0.0680	Oversupply
10/22/2019 7:02	2:37	BS250	Data Not Available	Data Not Available	Oversupply
10/22/2019 7:02	5:03	ESA	Data Not Available	Data Not Available	Oversupply
10/22/2019 7:02	5:03	ESB	Data Not Available	Data Not Available	Oversupply
10/22/2019 7:02	5:02	SSA3	9.74204	0.0710	Oversupply
10/22/2019 7:02	5:03	SSA2	8.18953	0.0710	Oversupply
10/22/2019 12:03	0:01	SSA3	0.03528	0.0840	Oversupply
10/22/2019 12:04	0:01	SSA2	0.03744	0.0140	Oversupply
10/22/2019 12:04	0:01	SSA3	0.03453	0.1220	Oversupply
10/22/2019 12:05	0:01	SSA3	0.03528	0.7580	Oversupply
10/22/2019 12:05	0:01	SSA2	0.03744	0.6730	Oversupply
10/22/2019 12:06	0:01	SSA3	0.03528	0.8810	Oversupply
10/22/2019 12:06	0:01	SSA2	0.03744	0.8950	Oversupply
10/22/2019 12:07	0:01	SSA3	0.03453	0.8310	Oversupply
10/22/2019 12:07	0:01	SSA2	0.03744	0.8010	Oversupply
10/22/2019 12:07	0:01	SSA3	0.03528	0.6090	Oversupply
10/22/2019 12:08	0:11	ESA	Data Not Available	Data Not Available	Oversupply
10/22/2019 12:08	0:11	ESB	Data Not Available	Data Not Available	Oversupply
10/22/2019 12:08	0:11	SSA2	0.46649	0.3780	Oversupply
10/22/2019 12:08	0:10	SSA3	0.43319	0.0160	Oversupply
10/22/2019 12:18	0:01	SSA3	0.03080	0.0010	Oversupply
10/22/2019 12:19	0:01	SSA2	0.03363	0.3500	Oversupply
10/22/2019 12:19	0:01	SSA3	0.03014	0.2790	Oversupply
10/22/2019 12:20	0:01	SSA3	0.03014	0.1450	Oversupply
10/22/2019 12:20	0:01	SSA2	0.03363	0.1290	Oversupply
10/22/2019 12:20	0:01	SSA3	0.03080	0.0020	Oversupply
10/22/2019 12:21	0:01	ESA	Data Not Available	Data Not Available	Oversupply
10/22/2019 12:21	0:01	ESB	Data Not Available	Data Not Available	Oversupply
10/22/2019 12:21	0:01	SSA2	0.03363	0.0130	Oversupply
10/22/2019 12:21	0:01	SSA3	0.03080	0.0040	Oversupply
10/22/2019 12:22	0:01	SSA2	0.03363	0.0070	Oversupply
10/22/2019 12:22	0:01	SSA3	0.03014	0.1260	Oversupply
10/22/2019 12:22	0:01	SSA2	0.03363	0.1410	Oversupply
10/22/2019 12:23	0:01	ESA	Data Not Available	Data Not Available	Oversupply
10/22/2019 12:23	0:01	ESB	Data Not Available	Data Not Available	Oversupply
10/22/2019 12:23	0:01	SSA3	0.03014	0.0480	Oversupply
10/22/2019 12:23	0:01	SSA2	0.03363	0.0870	Oversupply
10/22/2019 12:24	0:01	SSA3	0.02949	0.2640	Oversupply
10/22/2019 12:24	0:01	SSA2	0.03363	0.0500	Oversupply
10/22/2019 12:24	0:01	SSA3	0.03014	0.2040	Oversupply
10/22/2019 12:25	0:01	SSA2	0.03363	0.1200	Oversupply
10/22/2019 12:25	0:01	SSA3	0.03080	0.0520	Oversupply
10/22/2019 12:26	0:01	SSA2	0.03363	0.2510	Oversupply



Maui Curtailment Report

October 2019

Start Date and Time	Duration	IPP Curtailed	Estimated Curtailed MWH	Peak MW Curtailed	Reasons for Curtailment
10/22/2019 12:26	0:01	SSA3	0.03080	0.6030	Oversupply
10/22/2019 12:27	0:01	SSA3	0.03080	1.3800	Oversupply
10/22/2019 12:27	0:01	SSA2	0.03363	1.1250	Oversupply
10/22/2019 12:27	0:01	SSA3	0.03014	2.0170	Oversupply
10/22/2019 12:28	0:01	SSA2	0.03363	2.0540	Oversupply
10/22/2019 12:28	0:01	SSA3	0.03014	2.1570	Oversupply
10/22/2019 12:28	0:01	SSA2	0.03363	2.3070	Oversupply
10/22/2019 12:29	0:01	SSA3	0.02070	2.3320	Oversupply
10/22/2019 12:29	0:01	SSA2	0.00675	2.8020	Oversupply
10/27/2019 8:28	0:01	SSA2	0.00041	1.2150	Oversupply
10/27/2019 8:28	0:01	SSA2	0.00041	0.1600	Oversupply
10/27/2019 8:29	0:56	BS250	Data Not Available	Data Not Available	Oversupply
10/27/2019 8:29	0:56	ESA	Data Not Available	Data Not Available	Oversupply
10/27/2019 8:29	0:56	ESB	Data Not Available	Data Not Available	Oversupply
10/27/2019 8:29	0:56	SSA2	0.69949	0.0130	Oversupply
10/27/2019 9:26	0:01	SSA2	0.00788	0.0430	Oversupply
10/27/2019 9:28	0:01	SSA2	0.00788	0.5620	Oversupply
10/27/2019 9:29	0:01	SSA2	0.00634	0.2430	Oversupply
10/27/2019 9:30	0:01	SSA2	0.00820	0.3540	Oversupply
10/27/2019 9:32	0:01	SSA2	0.00820	0.3930	Oversupply
10/27/2019 9:33	0:01	SSA2	0.00820	0.0930	Oversupply
10/27/2019 9:37	0:01	SSA2	0.00820	1.3790	Oversupply
10/27/2019 9:38	0:03	BS250	Data Not Available	Data Not Available	Oversupply
10/27/2019 9:38	0:03	ESA	Data Not Available	Data Not Available	Oversupply
10/27/2019 9:38	0:03	ESB	Data Not Available	Data Not Available	Oversupply
10/27/2019 9:38	0:02	SSA2	0.01639	0.3670	Oversupply
10/27/2019 9:39	0:01	SSA2	0.00820	0.0000	Oversupply
10/27/2019 9:40	0:01	SSA2	0.00820	0.0020	Oversupply
10/27/2019 9:41	0:01	SSA2	0.00820	0.0060	Oversupply
10/27/2019 9:42	0:01	SSA2	0.00820	0.0760	Oversupply
10/27/2019 9:58	0:01	SSA2	0.00229	0.3230	Oversupply
10/27/2019 10:23	0:01	SSA2	0.01028	1.1820	Oversupply
10/27/2019 10:23	0:01	SSA2	0.01008	0.8210	Oversupply
10/27/2019 10:24	0:03	BS250	Data Not Available	Data Not Available	Oversupply
10/27/2019 10:24	0:03	ESA	Data Not Available	Data Not Available	Oversupply
10/27/2019 10:24	0:03	ESB	Data Not Available	Data Not Available	Oversupply
10/27/2019 10:24	0:01	SSA2	0.01028	0.0410	Oversupply
10/27/2019 10:25	0:01	SSA2	0.01028	0.0340	Oversupply
10/27/2019 10:26	0:01	SSA2	0.01028	0.0290	Oversupply
10/27/2019 10:27	0:01	SSA2	0.01028	0.0040	Oversupply
10/27/2019 10:28	1:24	BS250	Data Not Available	Data Not Available	Oversupply
10/27/2019 10:28	1:24	ESA	Data Not Available	Data Not Available	Oversupply
10/27/2019 10:28	1:24	ESB	Data Not Available	Data Not Available	Oversupply
10/27/2019 10:28	0:01	SSA2	0.01028	0.0950	Oversupply
10/27/2019 10:29	1:23	SSA2	3.17030	0.0030	Oversupply
10/27/2019 11:14	0:04	AWE	0.072469902	18.79999924	Oversupply
10/27/2019 11:14	0:04	KWPPII	0.072469902	18.79999924	Oversupply
10/27/2019 11:19	0:03	AWE	0.019262123	19.10000038	Oversupply
10/27/2019 11:19	0:03	KWPPII	0.019262123	19.10000038	Oversupply
10/27/2019 11:27	0:01	AWE	0.011410077	19	Oversupply
10/27/2019 11:27	0:01	KWPPII	0.011410077	19	Oversupply
10/27/2019 11:29	0:16	AWE	0.468669176	20	Oversupply
10/27/2019 11:29	0:16	KWPPII	0.468669176	20	Oversupply
10/27/2019 11:46	0:01	AWE	0.013501104	19.89999962	Oversupply
10/27/2019 11:46	0:01	KWPPII	0.013501104	19.89999962	Oversupply
10/27/2019 11:52	0:01	SSA2	0.03635	0.0870	Oversupply
10/27/2019 11:53	1:20	SSA2	3.69025	1.5130	Oversupply
10/27/2019 11:54	1:20	BS250	Data Not Available	Data Not Available	Oversupply
10/27/2019 11:54	1:20	ESA	Data Not Available	Data Not Available	Oversupply
10/27/2019 11:54	1:20	ESB	Data Not Available	Data Not Available	Oversupply
10/27/2019 13:13	0:01	SSA2	0.03891	0.0590	Oversupply
10/27/2019 13:14	0:01	SSA2	0.03664	0.3300	Oversupply
10/27/2019 13:15	0:01	SSA2	0.02260	1.1550	Oversupply
10/27/2019 13:19	0:01	SSA2	0.02260	0.4880	Oversupply
10/27/2019 13:20	0:01	SSA2	0.02260	0.4400	Oversupply
10/27/2019 13:21	0:01	SSA2	0.02260	0.7430	Oversupply
10/27/2019 13:22	0:01	SSA2	0.02217	0.2600	Oversupply
10/27/2019 13:23	0:02	BS250	Data Not Available	Data Not Available	Oversupply
10/27/2019 13:23	0:02	ESA	Data Not Available	Data Not Available	Oversupply
10/27/2019 13:23	0:02	ESB	Data Not Available	Data Not Available	Oversupply
10/27/2019 13:23	0:01	SSA2	0.02260	0.0770	Oversupply
10/27/2019 13:23	0:01	SSA2	0.02260	0.0450	Oversupply
10/27/2019 13:24	0:01	SSA2	0.02260	0.2900	Oversupply



Maui Curtailment Report

October 2019

Start Date and Time	Duration	IPP Curtailed	Estimated Curtailed MWH	Peak MW Curtailed	Reasons for Curtailment
10/27/2019 13:25	0:01	SSA2	0.02260	0.0390	Oversupply
10/27/2019 13:26	0:01	SSA2	0.02260	0.1880	Oversupply
10/27/2019 13:27	0:01	SSA2	0.02260	0.5000	Oversupply
10/27/2019 13:29	0:01	SSA2	0.02260	0.1100	Oversupply
10/27/2019 13:29	0:01	SSA2	0.02636	1.1810	Oversupply
10/27/2019 13:30	0:01	SSA2	0.02887	1.3240	Oversupply
10/27/2019 13:31	0:01	SSA2	0.02832	1.8850	Oversupply
10/27/2019 13:33	0:01	SSA2	0.02887	0.0580	Oversupply
10/27/2019 13:34	0:10	BS250	Data Not Available	Data Not Available	Oversupply
10/27/2019 13:34	0:10	ESA	Data Not Available	Data Not Available	Oversupply
10/27/2019 13:34	0:10	ESB	Data Not Available	Data Not Available	Oversupply
10/27/2019 13:34	0:01	SSA2	0.02887	0.4020	Oversupply
10/27/2019 13:35	0:01	SSA2	0.02943	0.2620	Oversupply
10/27/2019 13:36	0:09	SSA2	0.28763	0.0250	Oversupply
10/27/2019 13:44	0:01	SSA2	0.03160	0.0620	Oversupply
10/27/2019 13:45	0:01	SSA2	0.03536	0.0840	Oversupply
10/27/2019 13:46	0:18	BS250	Data Not Available	Data Not Available	Oversupply
10/27/2019 13:46	0:18	ESA	Data Not Available	Data Not Available	Oversupply
10/27/2019 13:46	0:18	ESB	Data Not Available	Data Not Available	Oversupply
10/27/2019 13:46	0:18	SSA2	0.64601	0.0060	Oversupply
10/27/2019 14:04	0:01	SSA2	0.01678	0.2480	Oversupply
10/27/2019 14:05	0:01	BS250	Data Not Available	Data Not Available	Oversupply
10/27/2019 14:05	0:01	ESA	Data Not Available	Data Not Available	Oversupply
10/27/2019 14:05	0:01	ESB	Data Not Available	Data Not Available	Oversupply
10/27/2019 14:05	0:01	SSA2	0.01678	0.0130	Oversupply
10/27/2019 14:06	0:01	SSA2	0.01678	0.0620	Oversupply
10/27/2019 14:07	0:01	SSA2	0.01678	0.2920	Oversupply
10/27/2019 14:08	0:01	SSA2	0.01646	0.5890	Oversupply
10/27/2019 14:08	0:01	SSA2	0.01678	0.5440	Oversupply
10/27/2019 14:09	0:01	SSA2	0.01678	0.3320	Oversupply
10/27/2019 14:10	0:01	SSA2	0.01678	0.2970	Oversupply
10/27/2019 14:13	0:01	SSA2	0.01678	2.4010	Oversupply
10/27/2019 14:16	0:01	SSA2	0.02912	1.5600	Oversupply
10/27/2019 14:17	0:01	SSA2	0.02912	1.0850	Oversupply
10/27/2019 14:18	0:01	SSA2	0.02912	0.8960	Oversupply
10/27/2019 14:19	0:01	BS250	Data Not Available	Data Not Available	Oversupply
10/27/2019 14:19	0:01	ESA	Data Not Available	Data Not Available	Oversupply
10/27/2019 14:19	0:01	ESB	Data Not Available	Data Not Available	Oversupply
10/27/2019 14:19	0:01	SSA2	0.02912	0.6130	Oversupply
10/27/2019 14:20	0:01	SSA2	0.02912	0.0940	Oversupply
10/27/2019 14:21	0:04	BS250	Data Not Available	Data Not Available	Oversupply
10/27/2019 14:21	0:04	ESA	Data Not Available	Data Not Available	Oversupply
10/27/2019 14:21	0:04	ESB	Data Not Available	Data Not Available	Oversupply
10/27/2019 14:21	0:01	SSA2	0.02912	0.4950	Oversupply
10/27/2019 14:21	0:03	SSA2	0.11537	0.0750	Oversupply
10/27/2019 14:25	0:01	SSA2	0.02912	0.1080	Oversupply
10/27/2019 14:26	0:01	SSA2	0.02912	0.1340	Oversupply
10/27/2019 14:30	0:01	SSA2	0.01777	1.5850	Oversupply
10/27/2019 14:35	0:01	SSA2	0.01777	2.6120	Oversupply
10/27/2019 14:36	0:01	SSA2	0.01777	2.3270	Oversupply
10/27/2019 14:37	0:01	SSA2	0.01709	1.0120	Oversupply
10/27/2019 14:38	0:01	SSA2	0.01777	0.6630	Oversupply
10/27/2019 14:39	0:01	SSA2	0.01777	0.7660	Oversupply
10/27/2019 14:40	0:01	SSA2	0.01777	0.8030	Oversupply
10/27/2019 14:40	0:01	SSA2	0.01777	0.7720	Oversupply
10/27/2019 14:41	0:01	SSA2	0.01777	0.1030	Oversupply
10/27/2019 14:42	0:01	SSA2	0.01777	0.3680	Oversupply
10/27/2019 14:43	0:01	SSA2	0.01777	0.2000	Oversupply
10/27/2019 14:44	0:01	SSA2	0.01678	0.4390	Oversupply
10/27/2019 14:45	0:01	SSA2	0.00200	0.9550	Oversupply
10/27/2019 14:46	0:01	SSA2	0.00200	1.6950	Oversupply
10/27/2019 14:47	0:01	SSA2	0.00200	0.9900	Oversupply
10/27/2019 14:48	0:01	SSA2	0.00200	0.9560	Oversupply
10/28/2019 3:48	0:01	SSA3	-0.00153	0.0000	Oversupply
10/28/2019 8:38	0:01	SSA3	0.00602	1.5500	System Constraint
10/28/2019 8:38	0:01	SSA2	0.00113	1.1330	System Constraint
10/28/2019 8:39	0:01	SSA3	0.00589	1.4900	System Constraint
10/28/2019 8:39	0:01	SSA2	0.00113	1.1010	System Constraint
10/28/2019 8:39	0:01	SSA3	0.00602	1.2310	System Constraint
10/28/2019 8:40	0:01	SSA2	0.00113	0.8140	System Constraint
10/28/2019 8:40	0:01	SSA3	0.00602	0.7980	System Constraint
10/28/2019 8:41	0:01	SSA2	0.00111	0.1380	System Constraint
10/28/2019 8:41	0:05	SSA3	0.03968	0.2540	System Constraint



Maui Curtailment Report

October 2019

Start Date and Time	Duration	IPP Curtailed	Estimated Curtailed MWH	Peak MW Curtailed	Reasons for Curtailment
10/28/2019 8:42	0:04	BS250	Data Not Available	Data Not Available	System Constraint
10/28/2019 8:42	0:04	ESA	Data Not Available	Data Not Available	System Constraint
10/28/2019 8:42	0:04	ESB	Data Not Available	Data Not Available	System Constraint
10/28/2019 8:42	0:04	SSA2	0.00581	0.1010	System Constraint
10/28/2019 8:46	0:01	SSA3	0.00956	0.0870	System Constraint
10/28/2019 8:46	0:01	SSA2	0.00215	0.0860	System Constraint
10/28/2019 8:46	0:01	SSA3	0.00935	0.1310	System Constraint
10/28/2019 8:47	0:01	SSA2	0.00215	0.1210	System Constraint
10/28/2019 8:47	0:01	SSA3	0.00956	0.1410	System Constraint
10/28/2019 8:48	0:01	SSA2	0.00215	0.1260	System Constraint
10/28/2019 8:50	0:01	SSA2	0.00215	1.0820	System Constraint
10/28/2019 8:58	0:01	SSA3	0.00935	0.7600	System Constraint
10/28/2019 8:58	0:01	SSA2	0.00215	1.1050	System Constraint
10/28/2019 8:59	0:01	SSA3	0.00967	1.3200	System Constraint
10/28/2019 8:59	0:01	SSA2	0.00657	0.3740	System Constraint
10/28/2019 9:00	0:01	SSA3	0.01957	1.7500	System Constraint
10/28/2019 9:00	0:01	SSA2	0.01592	0.7780	System Constraint
10/28/2019 9:00	0:01	SSA3	0.02000	0.1300	System Constraint
10/28/2019 9:01	0:01	SSA2	0.01592	1.1450	System Constraint
10/28/2019 9:01	0:01	SSA3	0.02044	0.5030	System Constraint
10/28/2019 9:02	0:01	SSA2	0.01592	0.8990	System Constraint
10/28/2019 9:02	0:01	SSA3	0.02044	1.6350	System Constraint
10/28/2019 9:03	0:01	SSA2	0.01592	0.5100	System Constraint
10/28/2019 9:03	0:01	SSA3	0.02174	0.9820	System Constraint
10/28/2019 9:03	0:01	SSA2	0.01592	0.2100	System Constraint
10/28/2019 9:03	0:01	SSA3	0.01957	0.2660	System Constraint
10/28/2019 9:04	0:01	SSA3	0.01957	0.3510	System Constraint
10/28/2019 9:04	0:01	SSA2	0.01592	0.6400	System Constraint
10/28/2019 9:05	0:01	SSA3	0.02000	0.2310	System Constraint
10/28/2019 9:05	0:01	SSA2	0.01592	0.1820	System Constraint
10/28/2019 9:06	0:01	SSA3	0.02044	0.1760	System Constraint
10/28/2019 9:06	0:01	SSA2	0.01592	0.1030	System Constraint
10/28/2019 9:07	0:02	BS250	Data Not Available	Data Not Available	System Constraint
10/28/2019 9:07	0:02	ESA	Data Not Available	Data Not Available	System Constraint
10/28/2019 9:07	0:02	ESB	Data Not Available	Data Not Available	System Constraint
10/28/2019 9:07	0:02	SSA3	0.06044	0.0300	System Constraint
10/28/2019 9:07	0:03	SSA2	0.04776	0.0480	System Constraint
10/28/2019 9:09	0:01	SSA3	0.02000	0.0040	System Constraint
10/28/2019 9:09	0:01	SSA2	0.01592	0.0460	System Constraint
10/28/2019 9:10	0:01	SSA3	0.02044	0.1010	System Constraint
10/28/2019 9:10	0:01	SSA2	0.01592	0.1210	System Constraint
10/28/2019 9:10	0:01	SSA3	0.02044	0.1350	System Constraint
10/28/2019 9:11	0:01	SSA2	0.01592	0.1220	System Constraint
10/28/2019 9:13	0:01	SSA3	0.02044	0.3450	System Constraint
10/28/2019 9:14	0:01	SSA3	0.02000	0.7470	System Constraint
10/28/2019 9:14	0:01	SSA3	0.01510	1.2170	System Constraint
10/28/2019 9:15	0:01	SSA2	0.00970	1.1120	System Constraint
10/28/2019 9:15	0:01	SSA3	0.01329	1.6260	System Constraint
10/28/2019 9:16	0:01	SSA2	0.00970	0.9810	System Constraint
10/28/2019 9:16	0:01	SSA3	0.01301	1.1880	System Constraint
10/28/2019 9:16	0:01	SSA2	0.00951	1.4120	System Constraint
10/28/2019 9:17	0:01	SSA3	0.01470	1.1320	System Constraint
10/28/2019 9:17	0:02	SSA2	0.01940	0.4040	System Constraint
10/28/2019 9:17	0:01	SSA3	0.01301	1.4230	System Constraint
10/28/2019 9:18	0:01	SSA3	0.01442	1.6800	System Constraint
10/28/2019 9:19	0:01	SSA2	0.00970	1.5100	System Constraint
10/28/2019 9:19	0:01	SSA3	0.01301	1.4430	System Constraint
10/28/2019 9:20	0:01	SSA3	0.01329	0.7450	System Constraint
10/28/2019 9:20	0:01	SSA2	0.00970	0.5400	System Constraint
10/28/2019 9:21	0:01	SSA3	0.01301	0.6230	System Constraint
10/28/2019 9:21	0:01	SSA2	0.00970	0.7900	System Constraint
10/28/2019 9:21	0:01	SSA3	0.01329	0.9860	System Constraint
10/28/2019 9:22	0:01	SSA2	0.00970	0.5680	System Constraint
10/28/2019 9:22	0:01	SSA2	0.00970	0.9110	System Constraint
10/28/2019 9:24	0:01	SSA3	0.01329	2.1400	System Constraint
10/28/2019 9:25	0:01	SSA3	0.01329	2.2410	System Constraint
10/28/2019 9:25	0:01	SSA2	0.00970	0.1770	System Constraint
10/28/2019 9:25	0:03	SSA3	0.05259	0.0760	System Constraint
10/28/2019 9:26	0:03	BS250	Data Not Available	Data Not Available	System Constraint
10/28/2019 9:26	0:03	ESA	Data Not Available	Data Not Available	System Constraint
10/28/2019 9:26	0:03	ESB	Data Not Available	Data Not Available	System Constraint
10/28/2019 9:26	0:03	SSA2	0.02909	0.0170	System Constraint
10/28/2019 9:28	0:01	SSA3	0.01329	0.1140	System Constraint



Maui Curtailment Report

October 2019

Start Date and Time	Duration	IPP Curtailed	Estimated Curtailed MWH	Peak MW Curtailed	Reasons for Curtailment
10/28/2019 9:29	0:01	SSA2	0.00970	0.0020	System Constraint
10/28/2019 9:29	0:01	SSA3	0.01850	0.8170	System Constraint
10/28/2019 9:29	0:01	SSA2	0.01740	0.1100	System Constraint
10/28/2019 9:30	0:01	SSA3	0.02046	0.0880	System Constraint
10/28/2019 9:30	0:01	SSA2	0.02240	0.0880	System Constraint
10/28/2019 9:31	0:01	SSA3	0.02090	0.2790	System Constraint
10/28/2019 9:31	0:01	SSA2	0.02284	0.0930	System Constraint
10/28/2019 9:31	0:01	SSA3	0.02090	0.3270	System Constraint
10/28/2019 9:32	0:01	SSA2	0.02284	0.2260	System Constraint
10/28/2019 9:32	0:01	SSA3	0.02046	0.4440	System Constraint
10/28/2019 9:33	0:01	SSA2	0.02284	0.4030	System Constraint
10/28/2019 9:33	0:08	SSA3	0.20681	0.3750	System Constraint
10/28/2019 9:34	0:08	BS250	Data Not Available	Data Not Available	System Constraint
10/28/2019 9:34	0:08	ESA	Data Not Available	Data Not Available	System Constraint
10/28/2019 9:34	0:08	ESB	Data Not Available	Data Not Available	System Constraint
10/28/2019 9:34	0:08	SSA2	0.20552	0.2300	System Constraint
10/28/2019 9:41	0:01	SSA3	0.02090	0.0070	System Constraint
10/28/2019 9:42	0:01	SSA2	0.02240	0.0310	System Constraint
10/28/2019 9:42	0:01	SSA3	0.02090	0.3020	System Constraint
10/28/2019 9:42	0:01	SSA2	0.02284	0.0390	System Constraint
10/28/2019 9:42	0:01	SSA3	0.02046	0.3920	System Constraint
10/28/2019 9:43	0:01	SSA3	0.02090	1.0040	System Constraint
10/28/2019 9:43	0:01	SSA2	0.02284	0.1270	System Constraint
10/28/2019 9:44	0:01	SSA3	0.01775	1.1830	System Constraint
10/28/2019 9:44	0:01	SSA2	0.01834	0.1530	System Constraint
10/28/2019 9:45	0:01	SSA3	0.00545	1.2380	System Constraint
10/28/2019 9:45	0:01	SSA2	0.00037	0.2900	System Constraint
10/28/2019 9:45	0:01	SSA3	0.00569	1.7210	System Constraint
10/28/2019 9:46	0:01	SSA2	0.00037	0.2780	System Constraint
10/28/2019 9:46	0:01	SSA3	0.00569	0.9200	System Constraint
10/28/2019 9:47	0:01	SSA2	0.00037	0.5810	System Constraint
10/28/2019 10:20	0:01	SSA3	0.00069	1.3130	System Constraint
10/28/2019 10:20	0:01	SSA2	-0.00023	1.6670	System Constraint
10/28/2019 11:22	0:01	SSA3	0.00046	1.6870	System Constraint
10/28/2019 11:23	0:01	SSA2	-0.00146	2.0530	System Constraint
10/28/2019 11:23	0:01	SSA3	0.00046	1.1300	System Constraint
10/28/2019 11:24	0:01	SSA2	-0.00146	1.7980	System Constraint
10/28/2019 11:24	0:01	SSA3	0.00045	1.2530	System Constraint
10/28/2019 11:24	0:01	SSA3	0.00045	1.7830	System Constraint
10/28/2019 11:25	0:01	SSA2	-0.00146	1.6750	System Constraint
10/28/2019 11:28	0:01	SSA3	0.00045	2.5530	System Constraint
10/28/2019 11:29	0:01	SSA2	0.00317	1.7110	System Constraint
10/28/2019 11:29	0:01	SSA3	0.00761	1.5990	System Constraint
10/28/2019 11:30	0:01	SSA2	0.01845	0.0380	System Constraint
10/28/2019 11:30	0:01	SSA3	0.01646	1.3030	System Constraint
10/28/2019 11:31	0:01	SSA2	0.01845	0.5460	System Constraint
10/28/2019 11:31	0:01	SSA3	0.01682	0.7530	System Constraint
10/28/2019 11:31	0:02	SSA2	0.03691	0.2380	System Constraint
10/28/2019 11:31	0:01	SSA3	0.01646	0.6220	System Constraint
10/28/2019 11:32	0:01	BS250	Data Not Available	Data Not Available	System Constraint
10/28/2019 11:32	0:01	ESA	Data Not Available	Data Not Available	System Constraint
10/28/2019 11:32	0:01	ESB	Data Not Available	Data Not Available	System Constraint
10/28/2019 11:32	0:01	SSA3	0.01682	0.0930	System Constraint
10/28/2019 11:33	0:01	SSA3	0.01646	0.0420	System Constraint
10/28/2019 11:33	0:01	SSA2	0.01845	-0.0010	System Constraint
10/28/2019 11:34	0:01	SSA3	0.01682	0.0490	System Constraint
10/28/2019 11:34	0:01	SSA2	0.01845	0.0210	System Constraint
10/28/2019 11:35	0:02	BS250	Data Not Available	Data Not Available	System Constraint
10/28/2019 11:35	0:02	ESA	Data Not Available	Data Not Available	System Constraint
10/28/2019 11:35	0:02	ESB	Data Not Available	Data Not Available	System Constraint
10/28/2019 11:35	0:02	SSA3	0.03292	0.0050	System Constraint
10/28/2019 11:35	0:03	SSA2	0.05536	0.0010	System Constraint
10/28/2019 11:36	0:01	SSA3	0.01682	0.0110	System Constraint
10/28/2019 11:37	0:01	SSA3	0.01682	0.0160	System Constraint
10/28/2019 11:38	0:01	BS250	Data Not Available	Data Not Available	System Constraint
10/28/2019 11:38	0:01	ESA	Data Not Available	Data Not Available	System Constraint
10/28/2019 11:38	0:01	ESB	Data Not Available	Data Not Available	System Constraint
10/28/2019 11:38	0:01	SSA2	0.01845	0.0540	System Constraint
10/28/2019 11:38	0:01	SSA3	0.01646	0.0100	System Constraint
10/28/2019 11:38	0:01	SSA2	0.01845	0.0420	System Constraint
10/28/2019 11:38	0:01	SSA3	0.02004	0.2820	System Constraint
10/28/2019 11:39	0:01	SSA2	0.01845	0.0870	System Constraint
10/28/2019 11:39	0:01	SSA3	0.01646	0.6360	System Constraint



Maui Curtailment Report

October 2019

Start Date and Time	Duration	IPP Curtailed	Estimated Curtailed MWh	Peak MW Curtailed	Reasons for Curtailment
10/28/2019 11:40	0:01	SSA2	0.01845	0.0180	System Constraint
10/28/2019 11:40	0:01	SSA3	0.01682	0.0650	System Constraint
10/28/2019 11:41	0:01	SSA3	0.01646	0.5970	System Constraint
10/28/2019 11:41	0:01	SSA2	0.01845	0.0370	System Constraint
10/28/2019 11:42	0:01	SSA2	0.01810	0.6440	System Constraint
10/28/2019 11:44	0:01	SSA2	0.01845	1.4780	System Constraint
10/30/2019 15:55	0:01	AWE	0.001666667	0.100000001	System Constraint
10/30/2019 15:55	0:01	KWP11	0.001666667	0.100000001	System Constraint
Total Estimated Curtailed MWh			1,340.993		

Notes:

- Curtailment for Kaheawa Wind Power ("KWP"), Makila Hydroelectric ("MH"), AAAAA Rent-A-Space Maui LTD ("5A"), Bioreal Solar, LLC ("BS"), Auwahi Wind Energy ("AWE"), Kaheawa Wind Power II ("KWP11") Bioreal Solar 250, LLC ("BS250"), Extra Spaces A ("ESA"), Extra Spaces B ("ESB"), SSA Solar of Hawaii 3 ("SSA 3") fka South Maui Renewable Resources ("SMRR"), and SSA Solar of HI 2 ("SSA 2") fka Ku'ia Solar ("KS") may now be controlled by Maui Electric's Automatic Generation Control System ("AGC") or a Maui Electric operator-entered curtailment limit. The AGC curtailment control automatically calculates the amount of Maximum Allowable Variable Generation ("MAVG") that Maui Electric can accept into the Maui system, based on the system current available variable generation ("CAVG"), regulating reserve down requirement ("RRDR"), and available regulating reserve down ("ARRD"). Thus, the AGC MAVG - calculated is equal to CAVG less (RRDR less ARRD). Additionally, the AGC curtailment control allows the Maui Electric operator to enter an AGC MAVG value. The AGC curtailment control will employ the lesser of the AGC MAVG - calculated and AGC MAVG - entered values in the control logic.

- Curtailment signals sent to 5A, BS, BS250, ESA, ESB, SSA 3 (fka SMRR), or SSA 2 (fka KS) during nighttime hours only are not recorded as curtailment events because no energy generation is possible during that time.

- The curtailment reasons have been modified to oversupply, system constraints, and facility requested, to provide continuity with HPUC Docket No. 2013-0141 Decoupling for HECO companies metrics.

- The data to calculate the Estimated Curtailed MWh and Peak MW Curtailed is not provided by 5A, BS, BS 250, ESA, ESB, and MH

- The MH facility was offline for the entire month of October. No curtailment events recorded.

- The Estimated Curtailed MWh and Peak MW Curtailed are calculated with information provided by AWE, KWP, KWP11, SSA 2 (fka KS) and SSA 3 (fka SMRR). Maui Electric does not make any representation as to its accuracy.



Lanai Curtailment Report

October 2019

Start Date and Time	Duration	IPP Curtailed	Estimated MWh Curtailed	Peak MW Curtailed	Reasons for Curtailment
10/1/2019 13:33	0:51	LSR	Data is not available	Data is not available	Oversupply
10/2/2019 7:03	0:54	LSR	Data is not available	Data is not available	Oversupply
10/4/2019 14:59	0:21	LSR	Data is not available	Data is not available	Oversupply
10/9/2019 16:16	0:24	LSR	Data is not available	Data is not available	Oversupply
10/10/2019 9:49	0:16	LSR	Data is not available	Data is not available	Oversupply
10/10/2019 10:56	0:01	LSR	Data is not available	Data is not available	Oversupply
10/13/2019 9:42	0:04	LSR	Data is not available	Data is not available	Oversupply
10/28/2019 8:54	1:24	LSR	Data is not available	Data is not available	Oversupply
10/29/2019 10:21	0:19	LSR	Data is not available	Data is not available	Oversupply
10/31/2019 7:39	0:31	LSR	Data is not available	Data is not available	Oversupply
10/31/2019 8:19	0:03	LSR	Data is not available	Data is not available	Oversupply
10/31/2019 8:27	0:03	LSR	Data is not available	Data is not available	Oversupply
10/31/2019 8:39	0:01	LSR	Data is not available	Data is not available	Oversupply
10/31/2019 8:42	0:04	LSR	Data is not available	Data is not available	Oversupply
10/31/2019 8:50	0:01	LSR	Data is not available	Data is not available	Oversupply
10/31/2019 9:04	0:02	LSR	Data is not available	Data is not available	Oversupply
10/31/2019 9:07	0:04	LSR	Data is not available	Data is not available	Oversupply
10/31/2019 9:14	0:12	LSR	Data is not available	Data is not available	Oversupply
10/31/2019 9:27	0:04	LSR	Data is not available	Data is not available	Oversupply
10/31/2019 9:35	0:11	LSR	Data is not available	Data is not available	Oversupply
10/31/2019 9:47	0:04	LSR	Data is not available	Data is not available	Oversupply
10/31/2019 9:55	0:12	LSR	Data is not available	Data is not available	Oversupply
10/31/2019 10:08	0:04	LSR	Data is not available	Data is not available	Oversupply
10/31/2019 10:15	0:12	LSR	Data is not available	Data is not available	Oversupply
10/31/2019 10:28	0:04	LSR	Data is not available	Data is not available	Oversupply
10/31/2019 10:35	0:12	LSR	Data is not available	Data is not available	Oversupply
10/31/2019 10:51	0:01	LSR	Data is not available	Data is not available	Oversupply
10/31/2019 10:56	0:10	LSR	Data is not available	Data is not available	Oversupply

Notes:

On June 27, 2012, Maui Electric notified LSR that although LSR has not operated in compliance with the revised ramp rate of 360 kW/minute, Maui Electric would conditionally allow LSR to operate at the allowed capacity of 1.2 MW while the Maui Electric-Lanai Diesel Operator was in the control room.

LSR possible output data is not available. Therefore, Maui Electric assumes LSR is curtailed if the LSR curtailment set point is less than 1,200 kW and LSR's output is within 50 kW of the curtailment set point.

The curtailment reasons have been modified to oversupply, system constraints, and facility requested, to provide continuity with HPUC Docket No. 2013-0141 Decoupling for HECO companies metrics.

Hawai'i Electric Light Company Curtailment Report Oct 2019

Start Date/Time	MW output prior to start of curtailment	End Date/Time	MW output after curtailment released ¹	IPP	Reason for Curtailment
10/24/19 21:40	0.7 MW	10/25/19 12:04	0.0 MW	Hawi Renewable Dev	System Constraint
10/28/19 19:23	16.6 MW	10/28/19 19:38	11.7 MW	Pakini Nui Windfarm	System Constraint

¹ The MW output values are taken soon after curtailment is released by Hawai'i Electric Light and may not reflect their full output depending on ramp rate for the facility. The wind farms generally return immediately to full available levels, whereas PGV and Wailuku may take longer to return to scheduled or full available output levels.

SERVICE LIST
(Docket No. 2011-0206)

DEAN NISHINA EXECUTIVE DIRECTOR DEPARTMENT OF COMMERCE AND CONSUMER AFFAIRS DIVISION OF CONSUMER ADVOCACY P.O. Box 541 Honolulu, HI 96809	2 Copies Via Hand Delivery
GREGG J. KINKLEY, ESQ. DEPARTMENT OF THE ATTORNEY GENERAL 425 Queen Street Honolulu, Hawaii 96813 Counsel for DBEDT	1 Copy Electronically Transmitted
DANIEL W.S. LAWRENCE, ESQ. DEPARTMENT OF THE CORPORATION COUNSEL CITY AND COUNTY OF HONOLULU 530 S. King Street, Room 110 Honolulu, HI 96813 Counsel for the CITY AND COUNTY OF HONOLULU	1 Copy Electronically Transmitted
JOSEPH K. KAMELAMELA ANGELIC M. HO DEPARTMENT OF THE CORPORATION COUNSEL COUNTY OF HAWAII 101 Aupuni Street, Suite 325 Hilo, HI 96720 Counsel for the COUNTY OF HAWAII	1 Copy Electronically Transmitted
HENRY Q CURTIS VICE PRESIDENT FOR CONSUMER ISSUES LIFE OF THE LAND P.O. Box 37158 Honolulu, HI 96837-0158	1 Copy Electronically Transmitted
MELISSA MIYASHIRO (9360) CHIEF OF STAFF BLUE PLANET FOUNDATION 55 Merchant Street, 17th Floor Honolulu, HI 96813	1 Copy Electronically Transmitted

SERVICE LIST
(Docket No. 2011-0206)

ISAAC MORIWAKE, ESQ.
DAVID HENKIN, ESQ.
EARTHJUSTICE
850 Richards Street, Suite 400
Honolulu, HI 96813-4501
Counsel for HAWAII SOLAR ENERGY ASSOCIATION

1 Copy
Electronically Transmitted

RICK REED
DIRECTOR
HAWAII SOLAR ENERGY ASSOCIATION
761 Ahua Street
Honolulu, HI 96819

1 Copy
Electronically Transmitted

KENT D. MORIHARA, ESQ.
KRIS N. NAKAGAWA, ESQ.
LAUREN M. IMADA-LEE, ESQ.
TANYA M. FERNANDES, ESQ.
MoriHara Lau & Fong LLP
841 Bishop Street, Suite 400
Honolulu, Hawaii 96813
Counsel for KAUAI ISLAND UTILITY COOPERATIVE

1 Copy
Electronically Transmitted

ERIK W. KVAM
CHIEF EXECUTIVE OFFICER
ZERO EMISSIONS LEASING LLC
4188-4 Keanu Street
Honolulu, HI 96816

1 Copy
Electronically Transmitted

SANDRA-ANN Y.H. WONG, ESQ.
ATTORNEY AT LAW, A LAW CORPORATION
1050 Bishop Street, #514
Honolulu, HI 96813
Counsel for TAWHIRI POWER LLC

1 Copy
Electronically Transmitted

RILEY SAITO
73-1294 Awakea Street
Kailua-Kona, HI 96740
For SOLAR ENERGY INDUSTRIES ASSOCIATION

1 Copy
Electronically Transmitted

DEAN T. YAMAMOTO, ESQ.
YAMAMOTO & SETTLE
1100 Alakea Street, Suite 3100
Honolulu, HI 96813
Counsel for CASTLE & COOKE HOMES HAWAII, INC.,
CASTLE & COOKE RESORTS, LLC and
LANAI SUSTAINABILITY RESEARCH, LLC

1 Copy
Electronically Transmitted

SERVICE LIST
(Docket No. 2011-0206)

MICHAEL J. HOPPER, ESQ. DEPUTY CORPORATION COUNSEL DEPARTMENT OF THE CORPORATION COUNSEL COUNTY OF MAUI 200 S. High Street Wailuku, HI 96793 Counsel for the COUNTY OF MAUI	1 Copy Electronically Transmitted
CURTIS SEYMOUR SENIOR MANAGER, GOVERNMENT AFFAIRS SUN EDISON LLC 600 Clipper Drive Belmont, CA 94002	1 Copy Electronically Transmitted
MONA W. CLARK, ESQ. OFFICE OF THE COUNTY ATTORNEY COUNTY OF KAUAI 4444 Rice Street, Suite 200 Lihue, HI 96766-1300	1 Copy Electronically Transmitted
BRADLEY ALBERT PRESIDENT HAWAII PV COALITION P.O. Box 81501 Haiku, HI 96708	1 Copy Electronically Transmitted
HILTON H. UNEMORI ECM, INC. 130 N. Market Street Wailuku, HI 96793-1716 For SOUTH MAUI RENEWABLE RESOURCES, LLC	1 Copy Electronically Transmitted
SKY STANFIELD SHUTE, MIHALY & WEINBERGER LLP 396 Hayes Street San Francisco, CA 94102 For the INTERSTATE RENEWABLE ENERGY COUNCIL	1 Copy Electronically Transmitted
PETE COOPER SOLARCITY CORPORATION REGIONAL DIRECTOR, HAWAII 599 Kahelu Street Mililani, HI 96789	1 Copy Electronically Transmitted

SERVICE LIST
(Docket No. 2011-0206)

ALISON SILVERSTEIN
19213 Luedtke Lane
Pflugerville, TX 78660

1 Copy
Electronically Transmitted

BRENDAN KIRBY
12011 SW Pineapple Court
Palm City, FL 34990

1 Copy
Electronically Transmitted