



May 28, 2020

The Honorable Chair and Members  
of the Hawai'i Public Utilities Commission  
Kekuanao'a Building, First Floor  
465 South King Street  
Honolulu, Hawai'i 96813

Dear Commissioners:

Subject: Docket No. 2011-0206  
Reliability Standards Working Group  
Monthly Report

In accordance with Ordering Paragraph 3 of Order No. 30371, filed May 4, 2012 in the subject proceeding, enclosed as Exhibit A is Hawaiian Electric's<sup>1</sup> monthly report for April 2020 on: (1) system frequency control performance during month; (2) significant system events during month; and (3) curtailment of non-dispatchable renewable resources.

Any party to this proceeding may obtain an electronic copy of this report by emailing Marisa Chun at [marisa.chun@hawaiianelectric.com](mailto:marisa.chun@hawaiianelectric.com).

Sincerely,

/s/ Kevin M. Katsura

Kevin M. Katsura  
Director, Regulatory Non-Rate Proceedings

Enclosures

c: Service List

---

<sup>1</sup> Hawaiian Electric Company, Inc., Maui Electric Company, Limited, and Hawai'i Electric Light Company, Inc. are each doing business as "Hawaiian Electric" and have jointly registered "Hawaiian Electric" as a trade name with the State of Hawai'i Department of Commerce and Consumer Affairs, as evidenced by Certificate of Registration No. 4235929, dated December 20, 2019.

**The Commission's Order No. 30371 (Docket No 2011-0206 – Relating To Various Matters in RSWG Process), filed May 4, 2012, ordered the following information for each island grid:**

- (1) System frequency control performance during month:
  - a) Frequency duration plot based on the highest resolution SCADA data available for the month detailing how many seconds each power system operated at frequencies above 60 hertz and at frequencies below 60 Hz.
  - b) Tabulation of the number, magnitude and duration of frequency excursions (high and low) outside normal frequency control range (59.95 to 60.05 Hz).

The following provides information with respect to items 1a) through 1b) – (all statements are current as of the month ending April 30, 2020):

**1a) Frequency duration plot based on the highest resolution SCADA data available for the month detailing how many seconds each power system operated at frequencies above 60 hertz and at frequencies below 60 Hz:**

The frequency duration plots for Hawaiian Electric Company, Inc., Maui Electric Company, Limited (Maui Division) and Hawai'i Electric Light Company, Inc. based on two-second data are provided in Attachment 1, and the enclosed Excel files. Refer to the electronic files for the individual data points because the information is voluminous and does not translate well to a hard copy.

**1b) Tabulation of the number, magnitude and duration of frequency excursions (high and low) outside normal frequency control range (59.95 to 60.05 Hz):**

Tabulation of the number, magnitude and duration of frequency excursions outside of the frequency range of 59.95 Hz to 60.05 Hz for Hawaiian Electric Company, Inc., Maui Electric Company, Limited (Maui Division) and Hawai'i Electric Light Company, Inc are provided in Attachment 2, and the enclosed Excel files. Refer to the electronic files for the individual data points because the information is voluminous and does not translate well to a hard copy.

- (2) Significant system events during month:
  - a) Tabulation of contingency reserve activations including date and time, MW magnitude, duration, and triggering event.
  - b) Tabulation of under frequency load shed activations including date and time, triggering frequency, MW magnitude, duration, and triggering event.
  - c) Tabulation of demand response activations for system events, including date and time, MW magnitude, duration, and triggering event, (excluding demand response utilization for unit commitment deferral or system operations economics.)

The following provides information with respect to items 2a) through 2c) – (all statements are current as of the month ending April 30, 2020):

**2a) Tabulation of contingency reserve activations including date and time, MW magnitude, duration, and triggering event:**

Hawaiian Electric Company, Inc.'s contingency reserve activations are provided in Attachment 3. Maui Electric Company, Limited and Hawai'i Electric Light Company, Inc. do not operate with contingency reserve requirements.

**2b) Tabulation of under frequency load shed activations including date and time, triggering frequency, MW magnitude, duration, and triggering event:**

Hawaiian Electric Company, Inc. and Maui Electric Company, Limited did not have any under frequency load shed activations in the month of March. Hawai'i Electric Light Company, Inc.'s under frequency load shed activations are provided in Attachment 4.

**2c) Tabulation of demand response activations for system events, including date and time, MW magnitude, duration, and triggering event, (excluding demand response utilization for unit commitment deferral or system operations economics.)**

Hawaiian Electric Company, Inc.'s demand response activations for system events are provided in Attachment 5. Hawai'i Electric Light Company, Inc. currently does not have a demand response program. Maui Electric Company, Limited has implemented the Fast Demand Response pilot program on a limited basis. Hawai'i Electric Light Company, Inc. plans to use the findings of Maui Electric Company, Limited's pilot program to help in the evaluation and development of future demand response programs. Maui Electric Company, Limited executes a weekly testing protocol which measures customer participation. This program is not currently used in response to actual system events.

- (3) Curtailment of non-dispatchable renewable resources:
- (a) Tabulation of each curtailment event for each resource including the starting date and time, duration, megawatt hours curtailed, peak MW curtailed, and reason for curtailment.
  - (b) Total MWh of non-dispatchable renewable resources curtailed for the month.

The following provides information with respect to items 3a) through 3b) – (all statements are current as of the month ending April 30, 2020):

**3a) Tabulation of each curtailment event for each resource including the starting date and time, duration, megawatt hours curtailed, peak MW curtailed, and reason for curtailment:**

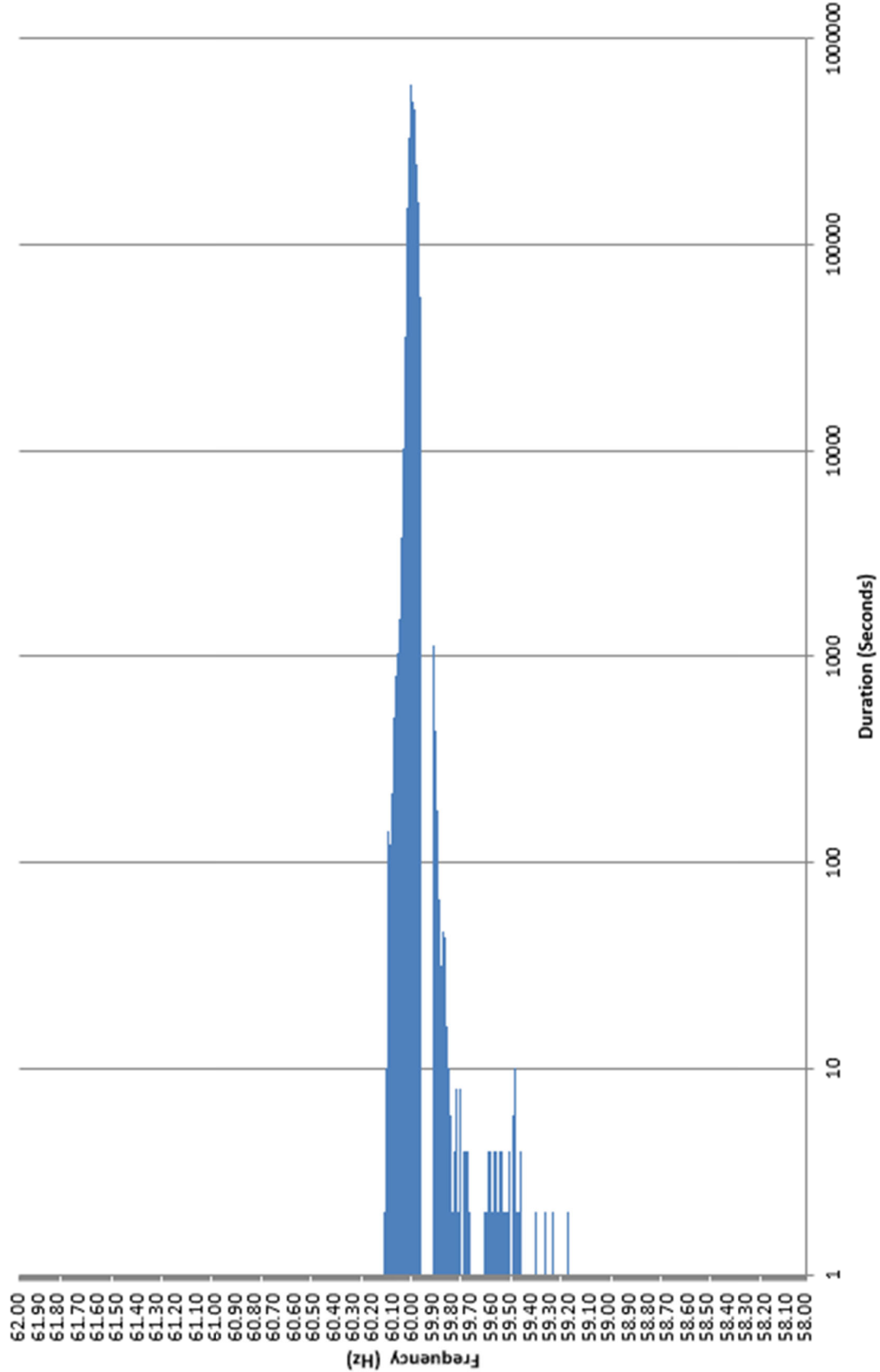
The tabulation of each curtailment event for each resource is provided in Attachment 6.

**3b) Total MWh of non-dispatchable renewable resources curtailed for the month:**

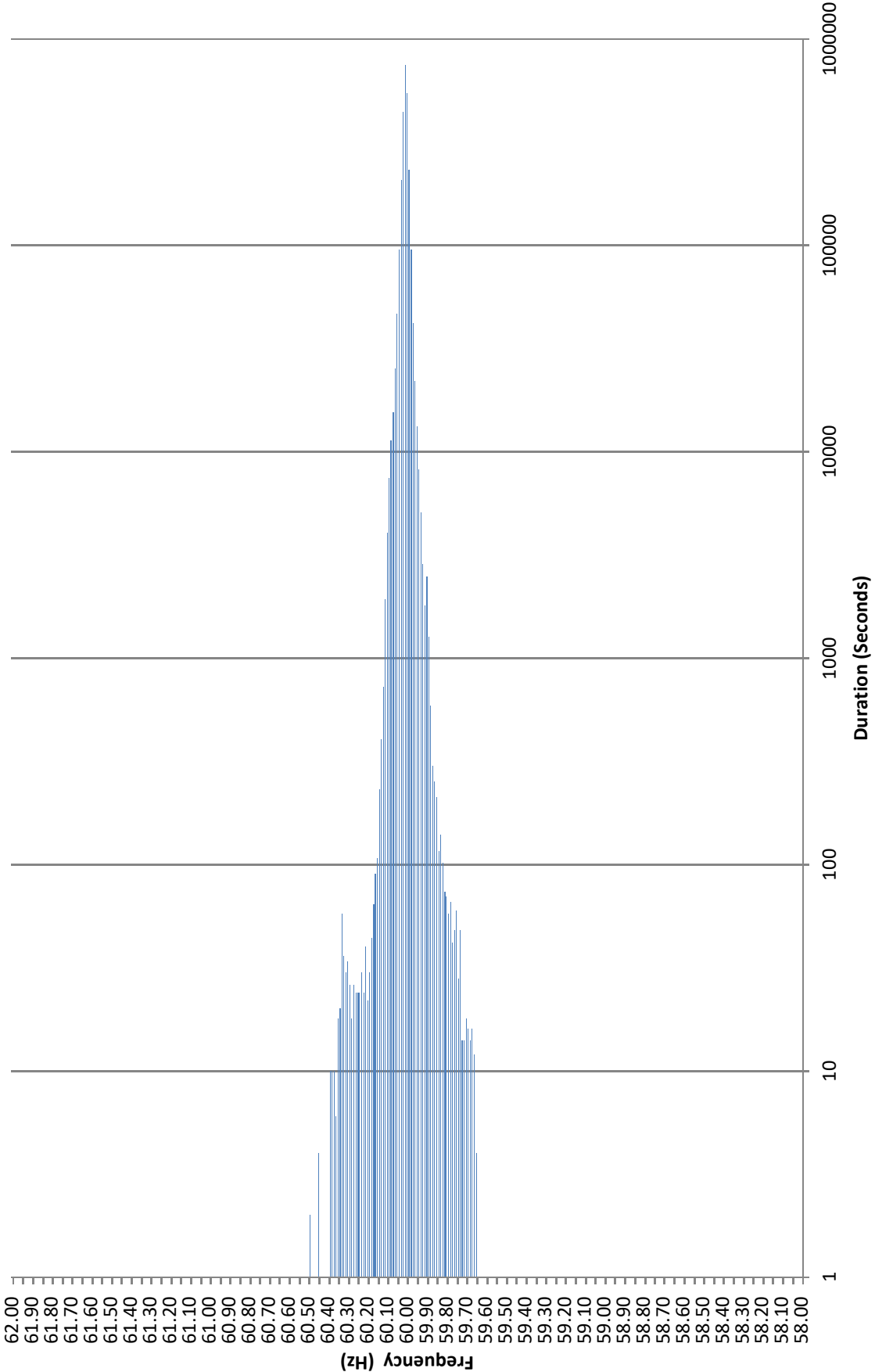
Curtailed MWh from non-dispatchable resources are difficult to determine due to the variability of the resource during curtailment periods. In some cases, the curtailed MWh estimates were provided by the IPPs under curtailment. The Company does not make any representations as to the accuracy of the curtailed MWh. The estimated MWh of non-dispatchable resources curtailed for the month are provided in Attachment 6, corresponding to each curtailment event.



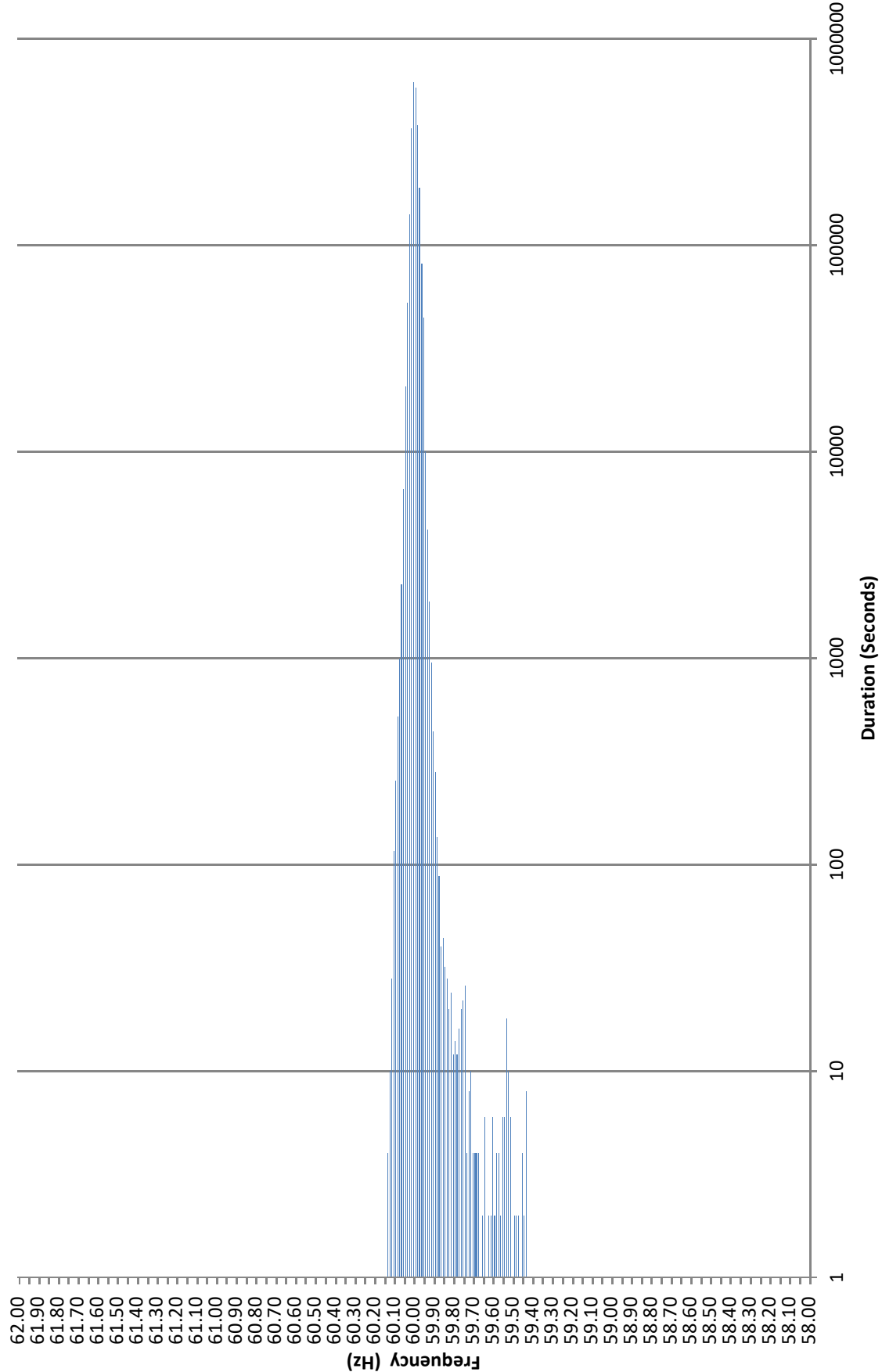
**Frequency Distribution Plot - Hawaiian Electric Company, Inc.  
April 2020**



**Frequency Distribution Plot - Maui Electric Company, Limited  
April 2020**



**Frequency Distribution Plot - Hawai'i Electric Light Company, Inc.  
April 2020**



Hawaiian Electric Company, Inc. Frequency Excursion Statistics April 2020		
Data Rounded to the nearest	<59.95 Hz	>60.05 Hz
Number of Excursions	2388	708
Maximum Duration (sec)	402	1082
Maximum Deviation (Hz)	59.14	60.207
Total Duration of Excursions (sec)	35746	11420

Maui Electric Company, Limited Frequency Excursion Statistics April 2020		
	<59.95 Hz	>60.05 Hz
Number of Excursions	2878	9628
Maximum Duration (sec)	796	1448
Maximum Deviation (Hz)	59.651	60.494
Total Duration of Excursions (sec)	29954	86980

Hawai'i Electric Light Company, Inc. Frequency Excursion Statistics April 2020		
	<59.95 Hz	>60.05 Hz
Number of Excursions	6515	1105
Maximum Duration (sec)	254	118
Maximum Deviation (Hz)	59.427	60.126
Total Duration of Excursions (sec)	41784	6538

HAWAIIAN ELECTRIC COMPANY, INC.  
CONTINGENCY RESERVE ACTIVATION EVENTS  
April 2020

Event #	Date & Time	Frequency (Hz)			Spinning Reserve Shortfall (MW)	Duration (HH:MM)	Description
		Prior to Event	Nadir	Trigger			
1	4/4/2020 7:12	60.01	59.14	NA	77	0:14	KPLP CT2 tripped offline while generating ~52MW. Campbell Industrial Park (CIP) and Waiau 10 called online for spinning reserves.
2	4/4/2020 7:12	59.14	59.29	NA	77	0:14	KPLP ST tripped offline while generating ~10MW. Campbell Industrial Park (CIP) and Waiau 10 called online for spinning reserves.
3	4/12/2020 11:03	59.84	59.70	NA	0	0:00	HRRV TG2 tripped offline while generating ~29MW.

**HAWAII ELECTRIC LIGHT COMPANY, INC.**  
**UNDERFREQUENCY LOAD SHEDDING EVENTS**  
**April 2020**

Event #	Date	Time	Frequency (Hz)			Load Shed (MW)	Duration (HH:MM)	Description
			Prior to Event	Nadir	Level UFLS Occurred			
1	4/1/2020	7:58 PM	60.02	59.20	59.20	16.18	0:07	Hamakua Energy's Steam Turbine Generator (STG) tripped offline unexpectedly while generating 15.2 MW and in 2CTCC mode.
2	4/2/2020	5:40 PM	60.01	59.45	59.5 (K)	8.27	0:03	Hill 6 boiler tripped offline unexpectedly and caused power generation to quickly decline.
3	4/8/2020	7:38 PM	60.02	59.20	59.20	15.80	0:05	Hamakua Energy's Steam Turbine Generator (STG) tripped offline unexpected while generating 15.8 MW and in 2CTCC mode.

Note: (ROCOF) is the Rate of Change of Frequency that operates when frequency change is greater than 2.0 Hz per second  
(K) indicates "Kicker" (long time delay) stage operation.  
59.50 Hz at 20-seconds  
59.30 Hz at 10-seconds



HAWAIIAN ELECTRIC COMPANY, INC.  
DEMAND RESPONSE EVENTS  
April 2020

Event #	Date & Time	Frequency (Hz)			Load Shed (MW)	Duration (HH:MM)	Description
		Prior to Event	Nadir	Trigger			
1	4/4/2020 7:12	60.01	59.14	59.70	NA	0:03	KPLP CT2 tripped offline while generating ~52MW. RDLC/CIDLC activated.
2	4/4/2020 7:12	59.14	59.29	59.70	NA	0:03	KPLP ST tripped offline while generating ~10MW. RDLC/CIDLC activated.
3	4/12/2020 11:03	59.84	59.70	59.70	NA	0:00	HRRV TG2 tripped offline while generating ~29MW. RDLC activated.

Hawaiian Electric Company, Inc. Curtailment Report April 2020

Start Date/Time	Curtailment Set Point	MW output prior to start of curtailment	End Date/Time	MW output after curtailment released	Estimated MWh of curtailed energy during event (1)	IPP/Facility	Reason for Curtailment
04/03/20 16:53	Various	6.00	04/03/20 17:08	1.95	*	Waianae	System Constraints
04/03/20 18:14	Various	1.50	04/03/20 18:30	10.46	*	Waianae	System Constraints
04/04/20 18:46	0.0	0.00	04/05/20 01:03	0	*	KSMakai	System Constraints
04/04/20 18:46	0.0	0.00	04/05/20 01:05	0	*	KSMauka	System Constraints
04/04/20 18:54	0.0	0.00	04/05/20 01:08	0	*	KWMakai	System Constraints
04/04/20 18:54	0.0	0.00	04/05/20 01:09	0	*	KWMauka	System Constraints
04/04/20 19:05	0.0	0.00	04/05/20 01:03	0	*	KWF	System Constraints
04/06/20 08:43	0.0	24.20	04/06/20 09:12	0	*	Waianae	System Constraints
04/06/20 08:44	0.0	2.40	04/06/20 09:11	0	*	Aloha1	System Constraints
04/06/20 09:25	0.0	0.20	04/06/20 09:42	0	*	KWF	System Constraints
04/06/20 09:27	0.0	1.70	04/06/20 09:47	0	*	KWMakai	System Constraints
04/06/20 09:29	0.0	10.60	04/06/20 09:45	0	*	KSMakai	System Constraints
04/06/20 15:12	0.0	4.40	04/06/20 15:40	0	*	KWMakai	System Constraints
04/06/20 15:14	0.0	6.40	04/06/20 15:38	0	*	KSMakai	System Constraints
04/06/20 15:16	0.0	0.20	04/06/20 15:44	0	*	KWF	System Constraints
04/06/20 15:51	0.0	2.90	04/06/20 16:05	0	*	Aloha1	System Constraints
04/06/20 15:52	0.0	5.30	04/06/20 16:04	0	*	Waianae	System Constraints
04/07/20 07:27	0.0	14.70	04/07/20 08:38	0	*	Lani	Customer Requested
04/07/20 07:48	0.0	9.80	04/07/20 08:07	0	*	Waianae	System Constraints
04/07/20 07:50	0.0	1.20	04/07/20 08:04	0	*	Aloha1	System Constraints
04/07/20 17:45	0.0	0.40	04/07/20 17:56	0	*	Waianae	System Constraints
04/07/20 17:47	0.0	2.40	04/07/20 17:54	0	*	Aloha1	System Constraints
04/08/20 08:07	0.0	15.90	04/08/20 08:24	0	*	Waianae	System Constraints
04/08/20 08:09	0.0	1.80	04/08/20 08:23	0	*	Aloha1	System Constraints
04/08/20 14:50	0.0	19.40	04/08/20 15:07	0	*	Waianae	System Constraints
04/08/20 14:53	0.0	2.20	04/08/20 15:06	0	*	Aloha1	System Constraints
04/09/20 05:07	0.0	0.00	04/09/20 07:57	0	*	Waianae	System Constraints
04/09/20 05:20	0.0	0.00	04/09/20 07:58	0	*	Aloha1	System Constraints
04/09/20 13:17	0.0	27.40	04/09/20 16:44	0	*	Waianae	System Constraints
04/09/20 13:20	0.0	4.10	04/09/20 16:46	0	*	Aloha1	System Constraints
04/09/20 05:08	0.0	0.07	04/09/20 08:38	0	*	KSMakai	System Constraints
04/09/20 05:10	0.0	0.00	04/09/20 08:39	0	*	KWMakai	System Constraints
04/09/20 05:19	0.0	0.00	04/09/20 08:44	0	*	KWF	System Constraints
04/09/20 13:19	0.0	11.70	04/09/20 15:59	0	*	KSMakai	System Constraints
04/09/20 13:46	0.0	0.10	04/09/20 15:58	0	*	KWMakai	System Constraints
04/09/20 13:50	0.0	0.90	04/09/20 16:00	0	*	KWF	System Constraints
04/11/20 10:13	0.0	22.80	04/11/20 13:47	0	*	KSMauka	Oversupply
04/11/20 10:33	0.0	20.00	04/11/20 13:43	0	*	KSMakai	Oversupply
04/11/20 11:32	0.0	3.00	04/11/20 13:39	0	*	Aloha2	Oversupply
04/11/20 11:37	0.0	17.50	04/11/20 13:36	0	*	WestL	Oversupply
04/12/20 08:26	0.0	23.70	04/12/20 14:43	0	*	KSMauka	Oversupply
04/12/20 08:29	0.0	16.40	04/12/20 14:41	0	*	KSMakai	Oversupply
04/12/20 08:40	0.0	1.30	04/12/20 14:36	0	*	Aloha2	Oversupply
04/12/20 09:03	0.0	44.90	04/12/20 14:04	0	*	Waipio	Oversupply
04/12/20 10:35	0.0	11.10	04/12/20 13:04	0	*	Lani	Oversupply
04/12/20 11:02	0.0	20.00	04/12/20 12:09	0	*	WestL	Oversupply
04/14/20 15:17	0.0	1.50	04/15/20 08:56	0	*	KREP	System Constraints
04/15/20 04:10	0.0	0.00	04/15/20 05:19	0	*	KSMakai	Customer Requested
04/15/20 05:31	10.0	0.00	04/15/20 05:32	0	*	KSMakai	Customer Requested
04/16/20 09:53	0.0	9.50	04/16/20 11:06	0	*	KSMakai	Oversupply
04/16/20 09:55	0.0	11.10	04/16/20 11:07	0	*	KSMauka	Oversupply
04/16/20 10:01	0.0	4.70	04/16/20 11:00	0	*	Aloha2	Oversupply
04/16/20 10:07	0.0	18.40	04/16/20 10:11	11.34	*	WestL	Oversupply
04/16/20 10:10	38.4	46.08	04/16/20 10:19	38.57	*	Waipio	Oversupply
04/16/20 10:10	11.6	14.05	04/16/20 10:19	11.79	*	Lani	Oversupply
04/16/20 10:19	30.7	38.57	04/16/20 10:54	21.92	*	Waipio	Oversupply
04/16/20 10:19	9.3	11.79	04/16/20 10:54	7.43	*	Lani	Oversupply
04/16/20 10:54	37.6	21.92	04/16/20 10:56	24.03	*	Waipio	Oversupply
04/16/20 10:54	12.4	7.43	04/16/20 10:56	9.54	*	Lani	Oversupply
04/17/20 04:36	0.0	0.00	04/17/20 08:24	0	*	Lani	Customer Requested
04/19/20 11:37	0.0	0.00	04/19/20 13:24	0	*	KSMauka	Oversupply

Hawaiian Electric Company, Inc. Curtailment Report April 2020

Start Date/Time	Curtailment Set Point	MW output prior to start of curtailment	End Date/Time	MW output after curtailment released	Estimated MWh of curtailed energy during event (1)	IPP/Facility	Reason for Curtailment
04/19/20 11:55	0.0	19.90	04/19/20 13:41	0	*	KSMakai	Oversupply
04/20/20 06:38	0.0	0.00	04/20/20 16:40	0	*	KSMakai	System Constraints
04/20/20 06:39	0.0	0.00	04/20/20 07:23	0	*	KSMauka	System Constraints
04/20/20 06:43	0.0	0.00	04/20/20 16:34	0	*	KWMakai	System Constraints
04/20/20 06:45	0.0	0.00	04/20/20 07:29	0	*	KWMauka	System Constraints
04/20/20 06:58	0.0	0.00	04/20/20 16:30	0	*	KWF	System Constraints
04/20/20 15:56	0.0	0.00	04/20/20 16:41	0	*	KSMauka	System Constraints
04/20/20 16:09	0.0	0.00	04/20/20 16:34	0	*	KWMauka	System Constraints
04/21/20 06:23	0.0	0.07	04/21/20 17:49	0	*	KSMakai	System Constraints
04/21/20 06:24	0.0	0.00	04/21/20 06:54	0	*	KSMauka	System Constraints
04/21/20 06:27	0.0	0.61	04/21/20 17:45	0	*	KWMakai	System Constraints
04/21/20 06:28	0.0	2.14	04/21/20 06:52	0	*	KWMauka	System Constraints
04/21/20 06:37	0.0	0.00	04/21/20 18:01	0	*	KWF	System Constraints
04/21/20 17:21	0.0	0.00	04/21/20 17:49	0	*	KSMauka	System Constraints
04/21/20 17:23	0.0	0.23	04/21/20 17:46	0	*	KWMauka	System Constraints
04/22/20 10:43	0.0	0.00	04/22/20 11:08	0	*	KSMauka	Oversupply
04/22/20 10:44	0.0	0.00	04/22/20 11:05	0	*	KSMakai	Oversupply
04/23/20 05:16	0.0	0.00	04/23/20 18:12	0	*	KSMakai	System Constraints
04/23/20 05:16	0.0	0.00	04/23/20 08:44	0	*	KSMauka	System Constraints
04/23/20 05:20	0.0	0.00	04/23/20 18:10	0	*	KWMakai	System Constraints
04/23/20 05:20	0.0	4.10	04/23/20 08:45	0	*	KWMauka	System Constraints
04/23/20 05:28	0.0	10.80	04/23/20 18:18	0	*	KWF	System Constraints
04/23/20 17:47	0.0	2.40	04/23/20 18:13	0	*	KSMauka	System Constraints
04/23/20 17:53	0.0	12.40	04/23/20 18:10	0	*	KWMauka	System Constraints
04/24/20 07:19	0.0	0.10	04/24/20 07:34	0	*	South	System Constraints
04/24/20 07:20	0.0	0.20	04/24/20 07:33	0	*	North	System Constraints
04/24/20 13:21	0.0	2.80	04/24/20 15:17	0	*	North	System Constraints
04/24/20 13:21	0.0	1.10	04/24/20 15:17	0	*	South	System Constraints
04/26/20 12:25	0.0	15.00	04/26/20 13:51	0	*	KSMauka	Oversupply
04/28/20 04:36	12.0	0.05	04/28/20 06:10	0.07	*	KSMakai	Customer Requested
04/29/20 07:32	0.0	0.40	04/29/20 10:50	0	*	North	System Constraints
04/29/20 07:33	0.0	0.00	04/29/20 10:51	0	*	South	System Constraints
04/29/20 10:23	0.0	19.00	04/29/20 10:47	0	*	KWMauka	System Constraints
04/29/20 10:25	0.0	11.10	04/29/20 10:48	0	*	KSMauka	System Constraints
04/30/20 07:59	3.0	4.20	04/30/20 09:43	3.07	*	Lani	System Constraints
04/30/20 09:56	0.0	6.83	04/30/20 14:09	5.64**	*	KSMauka	Oversupply**
04/30/20 09:59	0.0	0.00	04/30/20 14:09	0	*	KSMakai	Oversupply
04/30/20 10:05	0.0	26.61	04/30/20 13:52	0	*	Waipio	Oversupply
04/30/20 10:10	0.0	14.89	04/30/20 11:03	0	*	Lani	Oversupply
04/30/20 10:27	0.0	4.84	04/30/20 14:03	0	*	Aloha2	Oversupply
04/30/20 18:50	0.0	0.00	05/01/20 08:03	0	*	KREP	System Constraints
04/30/20 18:52	0.0	0.00	05/01/20 00:36	0	*	WestL	System Constraints

Aloha1 = Aloha Solar Energy Fund I

Aloha2 = Aloha Solar Energy Fund II

KLS2 = Kalaeloa Solar Two

KREP = Kalaeloa Renewable Energy Partners

KWF = Kahuku Wind Power

Lani = Lanikuhana Solar

KSMakai = Kawaiiloa Solar Makai

KSMauka = Kawaiiloa Solar Mauka

KWMakai = Kawaiiloa Wind Makai

KWMauka = Kawaiiloa Wind Mauka

North = Waihonu North

South = Waihonu South

Waianae = EE Waianae Solar Project

Waipio = Waipio PV

WestL = West Loch PV

(1) The estimated MWh of energy curtailed during the event is supplied by IPP, and HECO does not make any representations as to its accuracy.

\* Data has not been provided by IPP.

\*\* KSMauka had an equipment failure, which caused it to violate the curtailment event and partially output during this period.



**Maui Curtailment Report**

April 2020

Start Date and Time	Duration (minutes)	IPP Curtailed	Estimated Curtailed MWH	Peak MW Curtailed	Reasons for Curtailment
4/1/2020 10:18	0:04	17-2	0.0291	0.7500	Oversupply
4/1/2020 10:18	0:01	SSA2	0.0104	2.3860	Oversupply
4/1/2020 10:18	0:01	SSA3	0.0084	2.3860	Oversupply
4/1/2020 10:19	0:01	SSA2	0.0104	2.1920	Oversupply
4/1/2020 10:19	0:01	SSA3	0.0084	2.1920	Oversupply
4/1/2020 10:24	0:01	SSA2	0.0104	1.1570	Oversupply
4/1/2020 10:24	0:01	SSA3	0.0084	1.1570	Oversupply
4/1/2020 10:25	0:08	17-2	0.0800	0.7500	Oversupply
4/1/2020 10:26	0:01	SSA2	0.0104	0.8880	Oversupply
4/1/2020 10:26	0:01	SSA3	0.0084	0.8880	Oversupply
4/1/2020 10:27	0:01	SSA2	0.0104	1.0600	Oversupply
4/1/2020 10:27	0:01	SSA3	0.0084	1.0600	Oversupply
4/1/2020 10:28	0:01	SSA2	0.0104	1.0240	Oversupply
4/1/2020 10:28	0:01	SSA3	0.0084	1.0240	Oversupply
4/1/2020 10:28	0:01	SSA2	0.0104	1.4170	Oversupply
4/1/2020 10:28	0:01	SSA3	0.0084	1.4170	Oversupply
4/1/2020 10:29	0:01	SSA2	0.0132	0.0870	Oversupply
4/1/2020 10:29	0:01	SSA3	0.0189	0.0870	Oversupply
4/1/2020 10:30	0:01	SSA2	0.0200	1.1960	Oversupply
4/1/2020 10:30	0:01	SSA3	0.0082	1.1960	Oversupply
4/1/2020 10:31	0:01	SSA2	0.0200	0.8910	Oversupply
4/1/2020 10:31	0:01	SSA3	0.0082	0.8910	Oversupply
4/1/2020 10:35	0:01	SSA2	0.0200	1.8450	Oversupply
4/1/2020 10:35	0:01	SSA3	0.0082	1.8450	Oversupply
4/1/2020 10:36	2:19	17-2	1.2080	0.7500	Oversupply
4/1/2020 10:36	0:01	SSA2	0.0200	2.7080	Oversupply
4/1/2020 10:36	0:01	SSA3	0.0082	2.7080	Oversupply
4/1/2020 10:37	0:01	SSA2	0.0200	0.3390	Oversupply
4/1/2020 10:37	0:01	SSA3	0.0082	0.3390	Oversupply
4/1/2020 10:38	0:01	SSA2	0.0200	0.3260	Oversupply
4/1/2020 10:38	0:01	SSA3	0.0082	0.3260	Oversupply
4/1/2020 10:39	0:01	SSA2	0.0200	0.8090	Oversupply
4/1/2020 10:39	0:01	SSA3	0.0082	0.8090	Oversupply
4/1/2020 10:40	0:01	SSA2	0.0200	1.3820	Oversupply
4/1/2020 10:40	0:01	SSA3	0.0082	1.3820	Oversupply
4/1/2020 10:41	0:01	SSA2	0.0200	0.6200	Oversupply
4/1/2020 10:41	0:01	SSA3	0.0082	0.6200	Oversupply
4/1/2020 10:41	0:01	SSA2	0.0200	0.0780	Oversupply
4/1/2020 10:41	0:01	SSA3	0.0082	0.0780	Oversupply
4/1/2020 10:42	0:01	BS250	Data not available	Data not available	Oversupply
4/1/2020 10:42	0:01	ESB	Data not available	Data not available	Oversupply
4/1/2020 10:42	0:01	SSA2	0.0200	0.0920	Oversupply
4/1/2020 10:42	0:01	SSA3	0.0082	0.0920	Oversupply
4/1/2020 10:43	0:01	SSA2	0.0200	0.0490	Oversupply
4/1/2020 10:43	0:01	SSA3	0.0082	0.0490	Oversupply
4/1/2020 10:44	0:06	BS250	Data not available	Data not available	Oversupply
4/1/2020 10:44	0:06	ESB	Data not available	Data not available	Oversupply
4/1/2020 10:44	0:05	SSA2	0.2321	0.2450	Oversupply
4/1/2020 10:44	0:05	SSA3	0.1838	0.2450	Oversupply
4/1/2020 10:45	0:05	AWE	0.0421	7.7000	Oversupply
4/1/2020 10:49	0:01	SSA2	0.0413	-0.0020	Oversupply
4/1/2020 10:49	0:01	SSA3	0.0349	-0.0020	Oversupply
4/1/2020 10:50	0:01	SSA2	0.0405	-0.0020	Oversupply
4/1/2020 10:50	0:01	SSA3	0.0343	-0.0020	Oversupply
4/1/2020 10:51	0:04	BS250	Data not available	Data not available	Oversupply
4/1/2020 10:51	0:04	ESB	Data not available	Data not available	Oversupply
4/1/2020 10:51	0:02	SSA2	0.0827	0.0130	Oversupply
4/1/2020 10:51	0:02	SSA3	0.0699	0.0130	Oversupply
4/1/2020 10:52	0:01	AWE	0.0037	8.2000	Oversupply
4/1/2020 10:53	0:03	SSA2	0.1240	-0.0020	Oversupply
4/1/2020 10:53	0:03	SSA3	0.1048	-0.0020	Oversupply
4/1/2020 10:54	0:02	AWE	0.0224	8.6000	Oversupply
4/1/2020 10:55	0:01	SSA2	0.0413	0.0050	Oversupply
4/1/2020 10:55	0:01	SSA3	0.0349	0.0050	Oversupply
4/1/2020 10:56	0:05	BS250	Data not available	Data not available	Oversupply
4/1/2020 10:56	0:05	ESB	Data not available	Data not available	Oversupply
4/1/2020 10:56	0:05	SSA2	0.2465	0.0010	Oversupply
4/1/2020 10:56	0:05	SSA3	0.2072	0.0010	Oversupply
4/1/2020 10:57	0:02	AWE	0.0076	7.9000	Oversupply
4/1/2020 11:00	0:01	AWE	0.0046	7.0000	Oversupply
4/1/2020 11:01	0:01	SSA2	0.0406	0.0180	Oversupply
4/1/2020 11:01	0:01	SSA3	0.0337	0.0180	Oversupply
4/1/2020 11:02	0:01	BS250	Data not available	Data not available	Oversupply
4/1/2020 11:02	0:01	ESB	Data not available	Data not available	Oversupply
4/1/2020 11:02	0:01	SSA2	0.0406	0.0130	Oversupply



**Maui Curtailment Report**

April 2020

Start Date and Time	Duration (minutes)	IPP Curtailed	Estimated Curtailed MWH	Peak MW Curtailed	Reasons for Curtailment
4/1/2020 11:02	0:01	SSA3	0.0337	0.0130	Oversupply
4/1/2020 11:03	0:01	SSA2	0.0398	0.0690	Oversupply
4/1/2020 11:03	0:01	SSA3	0.0331	0.0690	Oversupply
4/1/2020 11:04	0:01	SSA2	0.0406	0.0070	Oversupply
4/1/2020 11:04	0:01	SSA3	0.0337	0.0070	Oversupply
4/1/2020 11:05	0:01	SSA2	0.0398	0.1600	Oversupply
4/1/2020 11:05	0:01	SSA3	0.0331	0.1600	Oversupply
4/1/2020 11:06	0:01	SSA2	0.0390	0.1310	Oversupply
4/1/2020 11:06	0:01	SSA3	0.0324	0.1310	Oversupply
4/1/2020 11:06	0:01	SSA2	0.0406	0.0560	Oversupply
4/1/2020 11:06	0:01	SSA3	0.0337	0.0560	Oversupply
4/1/2020 11:07	0:01	AWE	0.0007	7.6000	Oversupply
4/1/2020 11:07	0:01	SSA2	0.0406	0.0300	Oversupply
4/1/2020 11:07	0:01	SSA3	0.0337	0.0300	Oversupply
4/1/2020 11:08	0:01	BS250	Data not available	Data not available	Oversupply
4/1/2020 11:08	0:01	ESB	Data not available	Data not available	Oversupply
4/1/2020 11:08	0:01	SSA2	0.0406	0.1240	Oversupply
4/1/2020 11:08	0:01	SSA3	0.0337	0.1240	Oversupply
4/1/2020 11:09	0:01	SSA2	0.0406	0.0840	Oversupply
4/1/2020 11:09	0:01	SSA3	0.0337	0.0840	Oversupply
4/1/2020 11:10	0:03	BS250	Data not available	Data not available	Oversupply
4/1/2020 11:10	0:03	ESB	Data not available	Data not available	Oversupply
4/1/2020 11:10	0:03	SSA2	0.1218	0.0040	Oversupply
4/1/2020 11:10	0:03	SSA3	0.1012	0.0040	Oversupply
4/1/2020 11:11	0:03	AWE	0.0231	8.4000	Oversupply
4/1/2020 11:12	0:01	SSA2	0.0406	0.0000	Oversupply
4/1/2020 11:12	0:01	SSA3	0.0337	0.0000	Oversupply
4/1/2020 11:13	0:01	SSA2	0.0406	0.0760	Oversupply
4/1/2020 11:13	0:01	SSA3	0.0337	0.0760	Oversupply
4/1/2020 11:14	0:03	BS250	Data not available	Data not available	Oversupply
4/1/2020 11:14	0:03	ESB	Data not available	Data not available	Oversupply
4/1/2020 11:14	0:01	SSA2	0.0411	0.0000	Oversupply
4/1/2020 11:14	0:01	SSA3	0.0342	0.0000	Oversupply
4/1/2020 11:15	0:02	SSA2	0.0827	0.0090	Oversupply
4/1/2020 11:15	0:02	SSA3	0.0799	0.0090	Oversupply
4/1/2020 11:16	0:03	AWE	0.0280	8.6000	Oversupply
4/1/2020 11:17	0:01	SSA2	0.0413	0.0210	Oversupply
4/1/2020 11:17	0:01	SSA3	0.0400	0.0210	Oversupply
4/1/2020 11:18	0:01	SSA2	0.0413	0.0070	Oversupply
4/1/2020 11:18	0:01	SSA3	0.0400	0.0070	Oversupply
4/1/2020 11:19	0:43	BS250	Data not available	Data not available	Oversupply
4/1/2020 11:19	0:43	ESB	Data not available	Data not available	Oversupply
4/1/2020 11:19	0:03	SSA2	0.1232	0.0030	Oversupply
4/1/2020 11:19	0:03	SSA3	0.1191	0.0030	Oversupply
4/1/2020 11:20	0:02	AWE	0.0170	7.0000	Oversupply
4/1/2020 11:21	0:01	SSA2	0.0413	0.0260	Oversupply
4/1/2020 11:21	0:01	SSA3	0.0400	0.0260	Oversupply
4/1/2020 11:22	0:39	SSA2	1.8568	0.0160	Oversupply
4/1/2020 11:22	0:39	SSA3	1.8399	0.0160	Oversupply
4/1/2020 11:23	0:39	AWE	0.8494	8.1000	Oversupply
4/1/2020 12:01	0:01	SSA2	0.0378	-0.0010	Oversupply
4/1/2020 12:01	0:01	SSA3	0.0375	-0.0010	Oversupply
4/1/2020 12:02	0:02	SSA2	0.0755	0.0030	Oversupply
4/1/2020 12:02	0:02	SSA3	0.0749	0.0030	Oversupply
4/1/2020 12:03	0:01	BS250	Data not available	Data not available	Oversupply
4/1/2020 12:03	0:01	ESB	Data not available	Data not available	Oversupply
4/1/2020 12:03	0:01	AWE	0.0059	5.6000	Oversupply
4/1/2020 12:04	0:01	SSA2	0.0378	0.0110	Oversupply
4/1/2020 12:04	0:01	SSA3	0.0375	0.0110	Oversupply
4/1/2020 12:04	0:01	SSA2	0.0378	0.1180	Oversupply
4/1/2020 12:04	0:01	SSA3	0.0375	0.1180	Oversupply
4/1/2020 12:05	0:01	BS250	Data not available	Data not available	Oversupply
4/1/2020 12:05	0:01	ESB	Data not available	Data not available	Oversupply
4/1/2020 12:05	0:01	SSA2	0.0370	0.0010	Oversupply
4/1/2020 12:05	0:01	SSA3	0.0367	0.0010	Oversupply
4/1/2020 12:06	0:01	AWE	0.0020	6.4000	Oversupply
4/1/2020 12:06	0:01	SSA2	0.0378	0.0670	Oversupply
4/1/2020 12:06	0:01	SSA3	0.0375	0.0670	Oversupply
4/1/2020 12:07	0:01	SSA2	0.0378	0.1080	Oversupply
4/1/2020 12:07	0:01	SSA3	0.0375	0.1080	Oversupply
4/1/2020 12:08	0:01	AWE	0.0045	7.2000	Oversupply
4/1/2020 12:08	0:01	SSA2	0.0378	0.0880	Oversupply
4/1/2020 12:08	0:01	SSA3	0.0375	0.0880	Oversupply
4/1/2020 12:09	0:01	SSA2	0.0378	0.5270	Oversupply
4/1/2020 12:09	0:01	SSA3	0.0375	0.5270	Oversupply



**Maui Curtailment Report**

April 2020

Start Date and Time	Duration (minutes)	IPP Curtailed	Estimated Curtailed MWH	Peak MW Curtailed	Reasons for Curtailment
4/1/2020 12:10	0:01	SSA2	0.0363	0.4470	Oversupply
4/1/2020 12:10	0:01	SSA3	0.0360	0.4470	Oversupply
4/1/2020 12:10	0:01	SSA2	0.0378	0.2590	Oversupply
4/1/2020 12:10	0:01	SSA3	0.0375	0.2590	Oversupply
4/1/2020 12:11	0:01	SSA2	0.0378	0.0190	Oversupply
4/1/2020 12:11	0:01	SSA3	0.0375	0.0190	Oversupply
4/1/2020 12:12	0:01	SSA2	0.0378	0.5790	Oversupply
4/1/2020 12:12	0:01	SSA3	0.0375	0.5790	Oversupply
4/1/2020 12:13	0:01	SSA2	0.0378	1.0930	Oversupply
4/1/2020 12:13	0:01	SSA3	0.0375	1.0930	Oversupply
4/1/2020 12:14	0:01	SSA2	0.0305	1.4440	Oversupply
4/1/2020 12:14	0:01	SSA3	0.0306	1.4440	Oversupply
4/1/2020 12:15	0:01	SSA2	0.0120	1.2840	Oversupply
4/1/2020 12:15	0:01	SSA3	0.0130	1.2840	Oversupply
4/1/2020 12:16	0:01	SSA2	0.0125	1.8330	Oversupply
4/1/2020 12:16	0:01	SSA3	0.0135	1.8330	Oversupply
4/1/2020 12:16	0:01	SSA2	0.0125	1.7790	Oversupply
4/1/2020 12:16	0:01	SSA3	0.0135	1.7790	Oversupply
4/1/2020 12:17	0:01	SSA2	0.0125	2.0250	Oversupply
4/1/2020 12:17	0:01	SSA3	0.0135	2.0250	Oversupply
4/1/2020 12:18	0:01	SSA2	0.0125	2.6430	Oversupply
4/1/2020 12:18	0:01	SSA3	0.0135	2.6430	Oversupply
4/1/2020 12:19	0:01	SSA2	0.0125	2.2200	Oversupply
4/1/2020 12:19	0:01	SSA3	0.0135	2.2200	Oversupply
4/1/2020 12:20	0:01	SSA2	0.0123	2.6850	Oversupply
4/1/2020 12:20	0:01	SSA3	0.0133	2.6850	Oversupply
4/1/2020 12:21	0:01	SSA2	0.0125	2.4370	Oversupply
4/1/2020 12:21	0:01	SSA3	0.0135	2.4370	Oversupply
4/1/2020 12:22	0:01	SSA2	0.0125	2.0180	Oversupply
4/1/2020 12:22	0:01	SSA3	0.0135	2.0180	Oversupply
4/1/2020 12:23	0:01	SSA2	0.0125	1.4010	Oversupply
4/1/2020 12:23	0:01	SSA3	0.0135	1.4010	Oversupply
4/1/2020 12:23	0:01	SSA2	0.0125	1.1020	Oversupply
4/1/2020 12:23	0:01	SSA3	0.0135	1.1020	Oversupply
4/1/2020 12:24	0:01	SSA2	0.0125	2.2120	Oversupply
4/1/2020 12:24	0:01	SSA3	0.0135	2.2120	Oversupply
4/1/2020 12:25	0:01	SSA2	0.0125	2.1160	Oversupply
4/1/2020 12:25	0:01	SSA3	0.0135	2.1160	Oversupply
4/1/2020 12:26	0:01	SSA2	0.0125	2.0730	Oversupply
4/1/2020 12:26	0:01	SSA3	0.0135	2.0730	Oversupply
4/1/2020 12:27	0:01	SSA2	0.0125	1.5490	Oversupply
4/1/2020 12:27	0:01	SSA3	0.0135	1.5490	Oversupply
4/1/2020 12:28	0:01	SSA2	0.0125	1.9760	Oversupply
4/1/2020 12:28	0:01	SSA3	0.0135	1.9760	Oversupply
4/1/2020 12:29	0:01	SSA2	0.0125	1.7500	Oversupply
4/1/2020 12:29	0:01	SSA3	0.0135	1.7500	Oversupply
4/1/2020 12:29	0:01	SSA2	0.0135	1.6960	Oversupply
4/1/2020 12:29	0:01	SSA3	0.0163	1.6960	Oversupply
4/1/2020 12:30	0:01	SSA2	0.0135	1.4300	Oversupply
4/1/2020 12:30	0:01	SSA3	0.0166	1.4300	Oversupply
4/1/2020 12:31	0:01	SSA2	0.0135	1.9220	Oversupply
4/1/2020 12:31	0:01	SSA3	0.0166	1.9220	Oversupply
4/1/2020 12:32	0:01	SSA2	0.0135	1.8620	Oversupply
4/1/2020 12:32	0:01	SSA3	0.0166	1.8620	Oversupply
4/1/2020 12:33	0:01	SSA2	0.0135	1.8350	Oversupply
4/1/2020 12:33	0:01	SSA3	0.0166	1.8350	Oversupply
4/1/2020 12:34	0:01	SSA2	0.0135	2.2500	Oversupply
4/1/2020 12:34	0:01	SSA3	0.0166	2.2500	Oversupply
4/1/2020 12:35	0:01	SSA2	0.0135	2.4060	Oversupply
4/1/2020 12:35	0:01	SSA3	0.0166	2.4060	Oversupply
4/1/2020 12:36	0:01	SSA2	0.0135	1.4670	Oversupply
4/1/2020 12:36	0:01	SSA3	0.0166	1.4670	Oversupply
4/1/2020 12:36	0:01	SSA2	0.0135	1.6360	Oversupply
4/1/2020 12:36	0:01	SSA3	0.0166	1.6360	Oversupply
4/1/2020 12:37	0:01	SSA2	0.0135	2.7760	Oversupply
4/1/2020 12:37	0:01	SSA3	0.0166	2.7760	Oversupply
4/1/2020 12:38	0:01	SSA2	0.0135	2.0470	Oversupply
4/1/2020 12:38	0:01	SSA3	0.0166	2.0470	Oversupply
4/1/2020 12:39	0:01	SSA2	0.0135	1.9960	Oversupply
4/1/2020 12:39	0:01	SSA3	0.0166	1.9960	Oversupply
4/1/2020 12:40	0:01	SSA2	0.0135	1.3720	Oversupply
4/1/2020 12:40	0:01	SSA3	0.0166	1.3720	Oversupply
4/1/2020 12:41	0:01	SSA2	0.0135	1.5450	Oversupply
4/1/2020 12:41	0:01	SSA3	0.0166	1.5450	Oversupply
4/1/2020 12:42	0:01	SSA2	0.0135	1.3390	Oversupply



**Maui Curtailment Report**

April 2020

Start Date and Time	Duration (minutes)	IPP Curtailed	Estimated Curtailed MWH	Peak MW Curtailed	Reasons for Curtailment
4/1/2020 12:42	0:01	SSA3	0.0166	1.3390	Oversupply
4/1/2020 12:42	0:01	SSA2	0.0135	1.6370	Oversupply
4/1/2020 12:42	0:01	SSA3	0.0166	1.6370	Oversupply
4/1/2020 12:43	0:01	SSA2	0.0135	2.3430	Oversupply
4/1/2020 12:43	0:01	SSA3	0.0166	2.3430	Oversupply
4/1/2020 12:44	0:01	SSA2	0.0084	1.7140	Oversupply
4/1/2020 12:44	0:01	SSA3	0.0103	1.7140	Oversupply
4/1/2020 12:45	0:01	SSA2	0.0052	2.3530	Oversupply
4/1/2020 12:45	0:01	SSA3	0.0064	2.3530	Oversupply
4/1/2020 12:46	0:01	SSA2	0.0052	1.9300	Oversupply
4/1/2020 12:46	0:01	SSA3	0.0064	1.9300	Oversupply
4/1/2020 12:47	0:01	SSA2	0.0052	1.8260	Oversupply
4/1/2020 12:47	0:01	SSA3	0.0064	1.8260	Oversupply
4/1/2020 12:48	0:01	SSA2	0.0052	2.4820	Oversupply
4/1/2020 12:48	0:01	SSA3	0.0064	2.4820	Oversupply
4/1/2020 12:49	0:01	SSA2	0.0052	2.1820	Oversupply
4/1/2020 12:49	0:01	SSA3	0.0064	2.1820	Oversupply
4/1/2020 12:49	0:01	SSA2	0.0052	2.5460	Oversupply
4/1/2020 12:49	0:01	SSA3	0.0064	2.5460	Oversupply
4/1/2020 12:50	0:01	SSA2	0.0052	2.3240	Oversupply
4/1/2020 12:50	0:01	SSA3	0.0064	2.3240	Oversupply
4/1/2020 12:51	0:01	SSA2	0.0052	2.3890	Oversupply
4/1/2020 12:51	0:01	SSA3	0.0064	2.3890	Oversupply
4/1/2020 12:52	0:01	SSA2	0.0052	2.7470	Oversupply
4/1/2020 12:52	0:01	SSA3	0.0064	2.7470	Oversupply
4/1/2020 12:56	0:03	17-2	0.0077	0.3150	Oversupply
4/1/2020 13:01	0:08	17-2	0.0597	0.7500	Oversupply
4/1/2020 13:01	0:01	SSA2	0.0039	2.7540	Oversupply
4/1/2020 13:01	0:01	SSA3	0.0029	2.7540	Oversupply
4/1/2020 13:01	0:01	SSA2	0.0040	2.8260	Oversupply
4/1/2020 13:01	0:01	SSA3	0.0030	2.8260	Oversupply
4/1/2020 13:02	0:01	SSA2	0.0040	2.3880	Oversupply
4/1/2020 13:02	0:01	SSA3	0.0030	2.3880	Oversupply
4/1/2020 13:03	0:01	SSA2	0.0040	1.8100	Oversupply
4/1/2020 13:03	0:01	SSA3	0.0030	1.8100	Oversupply
4/1/2020 13:06	0:01	SSA2	0.0038	2.9940	Oversupply
4/1/2020 13:06	0:01	SSA3	0.0029	2.9940	Oversupply
4/1/2020 13:16	0:17	17-2	0.1516	0.7500	Oversupply
4/1/2020 13:16	0:01	SSA2	0.0135	2.8120	Oversupply
4/1/2020 13:16	0:01	SSA3	0.0133	2.8120	Oversupply
4/1/2020 13:17	0:01	SSA2	0.0135	2.5780	Oversupply
4/1/2020 13:17	0:01	SSA3	0.0133	2.5780	Oversupply
4/1/2020 13:18	0:01	SSA2	0.0135	2.1300	Oversupply
4/1/2020 13:18	0:01	SSA3	0.0133	2.1300	Oversupply
4/1/2020 13:19	0:01	SSA2	0.0135	2.3380	Oversupply
4/1/2020 13:19	0:01	SSA3	0.0133	2.3380	Oversupply
4/1/2020 13:20	0:01	SSA2	0.0135	1.2630	Oversupply
4/1/2020 13:20	0:01	SSA3	0.0133	1.2630	Oversupply
4/1/2020 13:21	0:01	SSA2	0.0135	2.1660	Oversupply
4/1/2020 13:21	0:01	SSA3	0.0133	2.1660	Oversupply
4/1/2020 13:21	0:01	SSA2	0.0135	1.2890	Oversupply
4/1/2020 13:21	0:01	SSA3	0.0133	1.2890	Oversupply
4/1/2020 13:22	0:01	SSA2	0.0135	1.8160	Oversupply
4/1/2020 13:22	0:01	SSA3	0.0133	1.8160	Oversupply
4/1/2020 13:23	0:01	SSA2	0.0135	1.5290	Oversupply
4/1/2020 13:23	0:01	SSA3	0.0133	1.5290	Oversupply
4/1/2020 13:24	0:01	SSA2	0.0135	1.5660	Oversupply
4/1/2020 13:24	0:01	SSA3	0.0133	1.5660	Oversupply
4/1/2020 13:25	0:01	SSA2	0.0135	0.9430	Oversupply
4/1/2020 13:25	0:01	SSA3	0.0133	0.9430	Oversupply
4/1/2020 13:26	0:01	SSA2	0.0135	1.7090	Oversupply
4/1/2020 13:26	0:01	SSA3	0.0133	1.7090	Oversupply
4/1/2020 13:27	0:01	SSA2	0.0135	0.7720	Oversupply
4/1/2020 13:27	0:01	SSA3	0.0133	0.7720	Oversupply
4/1/2020 13:27	0:01	SSA2	0.0135	1.5200	Oversupply
4/1/2020 13:27	0:01	SSA3	0.0133	1.5200	Oversupply
4/1/2020 13:28	0:01	SSA2	0.0135	1.5600	Oversupply
4/1/2020 13:28	0:01	SSA3	0.0133	1.5600	Oversupply
4/1/2020 13:29	0:01	SSA2	0.0059	1.9920	Oversupply
4/1/2020 13:29	0:01	SSA3	0.0059	1.9920	Oversupply
4/1/2020 13:30	0:01	SSA2	0.0015	2.2990	Oversupply
4/1/2020 13:30	0:01	SSA3	0.0016	2.2990	Oversupply
4/1/2020 14:24	0:01	17-2	0.0034	0.7500	Oversupply
4/1/2020 19:16	0:01	AWE	0.0017	0.1000	Oversupply
4/1/2020 19:20	0:01	AWE	0.0017	0.1000	Oversupply



Maui Curtailment Report

April 2020

Start Date and Time	Duration (minutes)	IPP Curtailed	Estimated Curtailed MWH	Peak MW Curtailed	Reasons for Curtailment
4/1/2020 22:03	0:01	KWP11	0.0067	17.3155	Oversupply
4/2/2020 10:06	0:01	17-2	0.0017	0.7410	Oversupply
4/2/2020 11:10	0:02	17-2	0.0082	0.7410	Oversupply
4/2/2020 11:10	0:01	SSA2	0.0011	2.4860	Oversupply
4/2/2020 11:10	0:01	SSA3	0.0051	2.4860	Oversupply
4/2/2020 11:20	0:01	SSA2	0.0025	2.9640	Oversupply
4/2/2020 11:20	0:01	SSA3	0.0032	2.9640	Oversupply
4/2/2020 11:21	0:01	17-2	0.0123	0.7410	Oversupply
4/2/2020 11:38	0:02	17-2	0.0033	0.7410	Oversupply
4/2/2020 11:38	0:01	SSA2	0.0071	2.4360	Oversupply
4/2/2020 11:38	0:01	SSA3	0.0079	2.4360	Oversupply
4/2/2020 11:41	0:01	SSA2	0.0071	2.9750	Oversupply
4/2/2020 11:41	0:01	SSA3	0.0079	2.9750	Oversupply
4/2/2020 11:42	0:03	17-2	0.0258	0.7410	Oversupply
4/2/2020 11:46	0:01	SSA2	0.0042	2.9060	Oversupply
4/2/2020 11:46	0:01	SSA3	0.0112	2.9060	Oversupply
4/2/2020 11:47	0:04	17-2	0.0349	0.7410	Oversupply
4/2/2020 11:47	0:01	SSA2	0.0043	2.7180	Oversupply
4/2/2020 11:47	0:01	SSA3	0.0114	2.7180	Oversupply
4/2/2020 11:49	0:01	SSA2	0.0043	2.1950	Oversupply
4/2/2020 11:49	0:01	SSA3	0.0114	2.1950	Oversupply
4/2/2020 11:52	0:07	17-2	0.0613	0.7500	Oversupply
4/2/2020 11:52	0:01	SSA2	0.0043	2.8860	Oversupply
4/2/2020 11:52	0:01	SSA3	0.0114	2.8860	Oversupply
4/2/2020 11:52	0:01	SSA2	0.0043	2.2390	Oversupply
4/2/2020 11:52	0:01	SSA3	0.0114	2.2390	Oversupply
4/2/2020 11:53	0:01	SSA2	0.0043	1.7980	Oversupply
4/2/2020 11:53	0:01	SSA3	0.0114	1.7980	Oversupply
4/2/2020 11:54	0:01	SSA2	0.0043	1.8910	Oversupply
4/2/2020 11:54	0:01	SSA3	0.0114	1.8910	Oversupply
4/2/2020 11:56	0:01	SSA2	0.0043	2.9420	Oversupply
4/2/2020 11:56	0:01	SSA3	0.0114	2.9420	Oversupply
4/2/2020 11:57	0:01	SSA2	0.0043	2.6810	Oversupply
4/2/2020 11:57	0:01	SSA3	0.0114	2.6810	Oversupply
4/2/2020 11:58	0:01	SSA2	0.0043	2.5970	Oversupply
4/2/2020 11:58	0:01	SSA3	0.0114	2.5970	Oversupply
4/2/2020 12:04	0:07	17-2	0.0631	0.7500	Oversupply
4/2/2020 12:05	0:01	SSA2	0.0083	2.7740	Oversupply
4/2/2020 12:05	0:01	SSA3	0.0092	2.7740	Oversupply
4/2/2020 12:05	0:01	SSA2	0.0083	0.9610	Oversupply
4/2/2020 12:05	0:01	SSA3	0.0092	0.9610	Oversupply
4/2/2020 12:06	0:01	SSA2	0.0083	2.1520	Oversupply
4/2/2020 12:06	0:01	SSA3	0.0092	2.1520	Oversupply
4/2/2020 12:07	0:01	SSA2	0.0083	1.4840	Oversupply
4/2/2020 12:07	0:01	SSA3	0.0092	1.4840	Oversupply
4/2/2020 12:08	0:01	SSA2	0.0083	1.7380	Oversupply
4/2/2020 12:08	0:01	SSA3	0.0092	1.7380	Oversupply
4/2/2020 12:09	0:01	SSA2	0.0083	1.6770	Oversupply
4/2/2020 12:09	0:01	SSA3	0.0092	1.6770	Oversupply
4/2/2020 12:11	0:01	SSA2	0.0083	2.8950	Oversupply
4/2/2020 12:11	0:01	SSA3	0.0092	2.8950	Oversupply
4/2/2020 12:11	0:01	SSA2	0.0080	0.3950	Oversupply
4/2/2020 12:11	0:01	SSA3	0.0089	0.3950	Oversupply
4/2/2020 12:12	1:25	17-2	1.0518	0.7500	Oversupply
4/2/2020 12:12	0:01	SSA2	0.0083	0.4260	Oversupply
4/2/2020 12:12	0:01	SSA3	0.0092	0.4260	Oversupply
4/2/2020 12:13	0:01	SSA2	0.0083	1.6210	Oversupply
4/2/2020 12:13	0:01	SSA3	0.0092	1.6210	Oversupply
4/2/2020 12:15	0:01	SSA2	0.0231	2.4190	Oversupply
4/2/2020 12:15	0:01	SSA3	0.0139	2.4190	Oversupply
4/2/2020 12:16	0:01	SSA2	0.0231	2.2140	Oversupply
4/2/2020 12:16	0:01	SSA3	0.0139	2.2140	Oversupply
4/2/2020 12:17	0:01	SSA2	0.0231	2.3590	Oversupply
4/2/2020 12:17	0:01	SSA3	0.0139	2.3590	Oversupply
4/2/2020 12:18	0:01	SSA2	0.0231	0.8900	Oversupply
4/2/2020 12:18	0:01	SSA3	0.0139	0.8900	Oversupply
4/2/2020 12:18	0:01	SSA2	0.0231	0.8340	Oversupply
4/2/2020 12:18	0:01	SSA3	0.0139	0.8340	Oversupply
4/2/2020 12:19	0:01	SSA2	0.0231	1.2520	Oversupply
4/2/2020 12:19	0:01	SSA3	0.0139	1.2520	Oversupply
4/2/2020 12:20	0:01	SSA2	0.0231	1.7680	Oversupply
4/2/2020 12:20	0:01	SSA3	0.0139	1.7680	Oversupply
4/2/2020 12:21	0:01	SSA2	0.0226	2.9980	Oversupply
4/2/2020 12:21	0:01	SSA3	0.0136	2.9980	Oversupply
4/2/2020 12:22	0:01	SSA2	0.0231	1.9260	Oversupply





**Maui Curtailment Report**

April 2020

Start Date and Time	Duration (minutes)	IPP Curtailed	Estimated Curtailed MWH	Peak MW Curtailed	Reasons for Curtailment
4/2/2020 12:22	0:01	SSA3	0.0139	1.9260	Oversupply
4/2/2020 12:23	0:01	SSA2	0.0226	2.3980	Oversupply
4/2/2020 12:23	0:01	SSA3	0.0136	2.3980	Oversupply
4/2/2020 12:24	0:01	SSA2	0.0231	1.3330	Oversupply
4/2/2020 12:24	0:01	SSA3	0.0139	1.3330	Oversupply
4/2/2020 12:24	0:01	SSA2	0.0231	0.2240	Oversupply
4/2/2020 12:24	0:01	SSA3	0.0139	0.2240	Oversupply
4/2/2020 12:25	0:01	BS250	Data not available	Data not available	Oversupply
4/2/2020 12:25	0:01	ESB	Data not available	Data not available	Oversupply
4/2/2020 12:25	0:01	SSA2	0.0231	0.0310	Oversupply
4/2/2020 12:25	0:01	SSA3	0.0139	0.0310	Oversupply
4/2/2020 12:26	0:01	SSA2	0.0231	-0.0020	Oversupply
4/2/2020 12:26	0:01	SSA3	0.0139	-0.0020	Oversupply
4/2/2020 12:27	0:01	SSA2	0.0231	-0.0020	Oversupply
4/2/2020 12:27	0:01	SSA3	0.0139	-0.0020	Oversupply
4/2/2020 12:28	0:01	SSA2	0.0231	-0.0020	Oversupply
4/2/2020 12:28	0:01	SSA3	0.0139	-0.0020	Oversupply
4/2/2020 12:29	0:01	SSA2	0.0236	-0.0020	Oversupply
4/2/2020 12:29	0:01	SSA3	0.0131	-0.0020	Oversupply
4/2/2020 12:30	0:01	BS250	Data not available	Data not available	Oversupply
4/2/2020 12:30	0:01	ESB	Data not available	Data not available	Oversupply
4/2/2020 12:30	0:01	SSA2	0.0280	-0.0020	Oversupply
4/2/2020 12:30	0:01	SSA3	0.0291	-0.0020	Oversupply
4/2/2020 12:30	0:01	SSA2	0.0280	-0.0020	Oversupply
4/2/2020 12:30	0:01	SSA3	0.0291	-0.0020	Oversupply
4/2/2020 12:31	0:01	SSA2	0.0280	0.2290	Oversupply
4/2/2020 12:31	0:01	SSA3	0.0291	0.2290	Oversupply
4/2/2020 12:32	0:01	AWE	0.0018	13.5000	Oversupply
4/2/2020 12:32	0:01	SSA2	0.0280	0.0140	Oversupply
4/2/2020 12:32	0:01	SSA3	0.0291	0.0140	Oversupply
4/2/2020 12:33	0:01	SSA2	0.0280	0.0760	Oversupply
4/2/2020 12:33	0:01	SSA3	0.0291	0.0760	Oversupply
4/2/2020 12:34	0:01	SSA2	0.0280	0.3380	Oversupply
4/2/2020 12:34	0:01	SSA3	0.0291	0.3380	Oversupply
4/2/2020 12:35	0:01	SSA2	0.0280	0.7310	Oversupply
4/2/2020 12:35	0:01	SSA3	0.0291	0.7310	Oversupply
4/2/2020 12:36	0:01	SSA2	0.0280	0.6820	Oversupply
4/2/2020 12:36	0:01	SSA3	0.0291	0.6820	Oversupply
4/2/2020 12:37	0:01	SSA2	0.0280	1.7080	Oversupply
4/2/2020 12:37	0:01	SSA3	0.0291	1.7080	Oversupply
4/2/2020 12:37	0:01	SSA2	0.0280	1.7100	Oversupply
4/2/2020 12:37	0:01	SSA3	0.0291	1.7100	Oversupply
4/2/2020 12:38	0:01	SSA2	0.0280	1.6000	Oversupply
4/2/2020 12:38	0:01	SSA3	0.0291	1.6000	Oversupply
4/2/2020 12:39	0:01	SSA2	0.0280	1.2840	Oversupply
4/2/2020 12:39	0:01	SSA3	0.0291	1.2840	Oversupply
4/2/2020 12:40	0:01	SSA2	0.0280	2.0570	Oversupply
4/2/2020 12:40	0:01	SSA3	0.0291	2.0570	Oversupply
4/2/2020 12:41	0:01	SSA2	0.0275	1.6950	Oversupply
4/2/2020 12:41	0:01	SSA3	0.0286	1.6950	Oversupply
4/2/2020 12:42	0:01	SSA2	0.0280	1.1620	Oversupply
4/2/2020 12:42	0:01	SSA3	0.0291	1.1620	Oversupply
4/2/2020 12:43	0:01	SSA2	0.0280	1.4740	Oversupply
4/2/2020 12:43	0:01	SSA3	0.0291	1.4740	Oversupply
4/2/2020 12:43	0:01	SSA2	0.0280	0.8950	Oversupply
4/2/2020 12:43	0:01	SSA3	0.0291	0.8950	Oversupply
4/2/2020 12:44	0:01	SSA2	0.0311	0.8150	Oversupply
4/2/2020 12:44	0:01	SSA3	0.0315	0.8150	Oversupply
4/2/2020 12:45	0:01	SSA2	0.0319	0.5180	Oversupply
4/2/2020 12:45	0:01	SSA3	0.0321	0.5180	Oversupply
4/2/2020 12:46	0:02	SSA2	0.0638	0.8110	Oversupply
4/2/2020 12:46	0:02	SSA3	0.0642	0.8110	Oversupply
4/2/2020 12:48	0:01	SSA2	0.0319	1.0990	Oversupply
4/2/2020 12:48	0:01	SSA3	0.0321	1.0990	Oversupply
4/2/2020 12:49	0:02	SSA2	0.0638	1.2180	Oversupply
4/2/2020 12:49	0:02	SSA3	0.0642	1.2180	Oversupply
4/2/2020 12:50	0:01	SSA2	0.0319	1.2550	Oversupply
4/2/2020 12:50	0:01	SSA3	0.0321	1.2550	Oversupply
4/2/2020 12:51	0:01	SSA2	0.0319	0.9010	Oversupply
4/2/2020 12:51	0:01	SSA3	0.0321	0.9010	Oversupply
4/2/2020 12:52	0:01	SSA2	0.0319	0.9440	Oversupply
4/2/2020 12:52	0:01	SSA3	0.0321	0.9440	Oversupply
4/2/2020 12:53	0:01	SSA2	0.0319	0.2740	Oversupply
4/2/2020 12:53	0:01	SSA3	0.0321	0.2740	Oversupply
4/2/2020 12:54	0:01	SSA2	0.0319	0.2680	Oversupply



**Maui Curtailment Report**

April 2020

Start Date and Time	Duration (minutes)	IPP Curtailed	Estimated Curtailed MWH	Peak MW Curtailed	Reasons for Curtailment
4/2/2020 12:54	0:01	SSA3	0.0321	0.2680	Oversupply
4/2/2020 12:55	0:01	SSA2	0.0319	0.2010	Oversupply
4/2/2020 12:55	0:01	SSA3	0.0321	0.2010	Oversupply
4/2/2020 12:56	0:01	SSA2	0.0319	0.6410	Oversupply
4/2/2020 12:56	0:01	SSA3	0.0321	0.6410	Oversupply
4/2/2020 12:56	0:01	SSA2	0.0319	0.5110	Oversupply
4/2/2020 12:56	0:01	SSA3	0.0321	0.5110	Oversupply
4/2/2020 12:57	0:01	SSA2	0.0319	0.5400	Oversupply
4/2/2020 12:57	0:01	SSA3	0.0321	0.5400	Oversupply
4/2/2020 12:58	0:01	SSA2	0.0319	0.5370	Oversupply
4/2/2020 12:58	0:01	SSA3	0.0321	0.5370	Oversupply
4/2/2020 12:59	0:01	BS250	Data not available	Data not available	Oversupply
4/2/2020 12:59	0:01	ESB	Data not available	Data not available	Oversupply
4/2/2020 12:59	0:01	SSA2	0.0362	0.2380	Oversupply
4/2/2020 12:59	0:01	SSA3	0.0363	0.2380	Oversupply
4/2/2020 13:00	0:01	SSA2	0.0409	0.1620	Oversupply
4/2/2020 13:00	0:01	SSA3	0.0408	0.1620	Oversupply
4/2/2020 13:01	0:02	BS250	Data not available	Data not available	Oversupply
4/2/2020 13:01	0:02	ESB	Data not available	Data not available	Oversupply
4/2/2020 13:01	0:05	KWPll	0.0332	3.2982	Oversupply
4/2/2020 13:01	0:11	SSA2	0.5298	0.0280	Oversupply
4/2/2020 13:01	0:11	SSA3	0.5283	0.0280	Oversupply
4/2/2020 13:04	0:08	BS250	Data not available	Data not available	Oversupply
4/2/2020 13:04	0:08	ESB	Data not available	Data not available	Oversupply
4/2/2020 13:07	0:06	KWPll	0.1184	2.2095	Oversupply
4/2/2020 13:12	0:01	SSA2	0.0409	0.0090	Oversupply
4/2/2020 13:12	0:01	SSA3	0.0408	0.0090	Oversupply
4/2/2020 13:13	0:01	SSA2	0.0409	0.2490	Oversupply
4/2/2020 13:13	0:01	SSA3	0.0408	0.2490	Oversupply
4/2/2020 13:14	0:01	SSA2	0.0399	0.3660	Oversupply
4/2/2020 13:14	0:01	SSA3	0.0396	0.3660	Oversupply
4/2/2020 13:15	0:01	SSA2	0.0333	0.0340	Oversupply
4/2/2020 13:15	0:01	SSA3	0.0323	0.0340	Oversupply
4/2/2020 13:15	0:01	SSA2	0.0333	0.0870	Oversupply
4/2/2020 13:15	0:01	SSA3	0.0323	0.0870	Oversupply
4/2/2020 13:16	0:01	BS250	Data not available	Data not available	Oversupply
4/2/2020 13:16	0:02	ESB	Data not available	Data not available	Oversupply
4/2/2020 13:16	0:02	KWPll	0.0084	1.5728	Oversupply
4/2/2020 13:16	0:01	SSA2	0.0333	0.0070	Oversupply
4/2/2020 13:16	0:01	SSA3	0.0323	0.0070	Oversupply
4/2/2020 13:17	0:01	SSA2	0.0333	0.0830	Oversupply
4/2/2020 13:17	0:01	SSA3	0.0323	0.0830	Oversupply
4/2/2020 13:18	0:01	SSA2	0.0333	0.7590	Oversupply
4/2/2020 13:18	0:01	SSA3	0.0323	0.7590	Oversupply
4/2/2020 13:19	0:01	SSA2	0.0333	0.4760	Oversupply
4/2/2020 13:19	0:01	SSA3	0.0323	0.4760	Oversupply
4/2/2020 13:20	0:01	SSA2	0.0333	0.2500	Oversupply
4/2/2020 13:20	0:01	SSA3	0.0323	0.2500	Oversupply
4/2/2020 13:21	0:01	SSA2	0.0333	0.3620	Oversupply
4/2/2020 13:21	0:01	SSA3	0.0323	0.3620	Oversupply
4/2/2020 13:22	0:01	SSA2	0.0333	1.5210	Oversupply
4/2/2020 13:22	0:01	SSA3	0.0323	1.5210	Oversupply
4/2/2020 13:22	0:01	SSA2	0.0333	0.1650	Oversupply
4/2/2020 13:22	0:01	SSA3	0.0323	0.1650	Oversupply
4/2/2020 13:23	0:01	SSA2	0.0333	1.2060	Oversupply
4/2/2020 13:23	0:01	SSA3	0.0323	1.2060	Oversupply
4/2/2020 13:24	0:01	SSA2	0.0333	0.8770	Oversupply
4/2/2020 13:24	0:01	SSA3	0.0323	0.8770	Oversupply
4/2/2020 13:25	0:01	SSA2	0.0333	0.6610	Oversupply
4/2/2020 13:25	0:01	SSA3	0.0323	0.6610	Oversupply
4/2/2020 13:26	0:01	SSA2	0.0333	0.7560	Oversupply
4/2/2020 13:26	0:01	SSA3	0.0323	0.7560	Oversupply
4/2/2020 13:27	0:01	SSA2	0.0333	1.2070	Oversupply
4/2/2020 13:27	0:01	SSA3	0.0323	1.2070	Oversupply
4/2/2020 13:28	0:01	SSA2	0.0333	0.9220	Oversupply
4/2/2020 13:28	0:01	SSA3	0.0323	0.9220	Oversupply
4/2/2020 13:28	0:01	SSA2	0.0333	0.9210	Oversupply
4/2/2020 13:28	0:01	SSA3	0.0323	0.9210	Oversupply
4/2/2020 13:29	0:01	SSA2	0.0223	0.2770	Oversupply
4/2/2020 13:29	0:01	SSA3	0.0217	0.2770	Oversupply
4/2/2020 13:30	0:01	SSA2	0.0200	0.6450	Oversupply
4/2/2020 13:30	0:01	SSA3	0.0194	0.6450	Oversupply
4/2/2020 13:31	0:01	SSA2	0.0192	0.1390	Oversupply
4/2/2020 13:31	0:01	SSA3	0.0187	0.1390	Oversupply
4/2/2020 13:32	0:01	SSA2	0.0200	0.4250	Oversupply



**Maui Curtailment Report**

April 2020

Start Date and Time	Duration (minutes)	IPP Curtailed	Estimated Curtailed MWH	Peak MW Curtailed	Reasons for Curtailment
4/2/2020 13:32	0:01	SSA3	0.0194	0.4250	Oversupply
4/2/2020 13:33	0:01	SSA2	0.0200	0.6260	Oversupply
4/2/2020 13:33	0:01	SSA3	0.0194	0.6260	Oversupply
4/2/2020 13:34	0:01	SSA2	0.0200	0.1100	Oversupply
4/2/2020 13:34	0:01	SSA3	0.0194	0.1100	Oversupply
4/2/2020 13:35	0:01	SSA2	0.0200	1.0380	Oversupply
4/2/2020 13:35	0:01	SSA3	0.0194	1.0380	Oversupply
4/2/2020 13:35	0:01	SSA2	0.0200	0.0850	Oversupply
4/2/2020 13:35	0:01	SSA3	0.0194	0.0850	Oversupply
4/2/2020 13:42	0:01	SSA2	0.0200	2.7900	Oversupply
4/2/2020 13:42	0:01	SSA3	0.0194	2.7900	Oversupply
4/2/2020 13:43	0:34	17-2	0.4111	0.7500	Oversupply
4/2/2020 13:43	0:01	SSA2	0.0200	1.8370	Oversupply
4/2/2020 13:43	0:01	SSA3	0.0194	1.8370	Oversupply
4/2/2020 13:44	0:01	SSA2	0.0209	1.7230	Oversupply
4/2/2020 13:44	0:01	SSA3	0.0208	1.7230	Oversupply
4/2/2020 13:45	0:01	SSA2	0.0219	1.1090	Oversupply
4/2/2020 13:45	0:01	SSA3	0.0222	1.1090	Oversupply
4/2/2020 13:46	0:01	SSA2	0.0219	0.5340	Oversupply
4/2/2020 13:46	0:01	SSA3	0.0222	0.5340	Oversupply
4/2/2020 13:47	0:01	SSA2	0.0214	1.4710	Oversupply
4/2/2020 13:47	0:01	SSA3	0.0218	1.4710	Oversupply
4/2/2020 13:48	0:01	SSA2	0.0219	1.2050	Oversupply
4/2/2020 13:48	0:01	SSA3	0.0222	1.2050	Oversupply
4/2/2020 13:48	0:01	SSA2	0.0219	1.3760	Oversupply
4/2/2020 13:48	0:01	SSA3	0.0222	1.3760	Oversupply
4/2/2020 13:49	0:01	SSA2	0.0219	1.5140	Oversupply
4/2/2020 13:49	0:01	SSA3	0.0222	1.5140	Oversupply
4/2/2020 13:50	0:01	SSA2	0.0219	1.9500	Oversupply
4/2/2020 13:50	0:01	SSA3	0.0222	1.9500	Oversupply
4/2/2020 13:51	0:01	SSA2	0.0219	1.7100	Oversupply
4/2/2020 13:51	0:01	SSA3	0.0222	1.7100	Oversupply
4/2/2020 13:52	0:01	SSA2	0.0219	1.9500	Oversupply
4/2/2020 13:52	0:01	SSA3	0.0222	1.9500	Oversupply
4/2/2020 13:53	0:01	SSA2	0.0219	1.2990	Oversupply
4/2/2020 13:53	0:01	SSA3	0.0222	1.2990	Oversupply
4/2/2020 13:54	0:01	SSA2	0.0219	1.8060	Oversupply
4/2/2020 13:54	0:01	SSA3	0.0222	1.8060	Oversupply
4/2/2020 13:54	0:01	SSA2	0.0219	0.7340	Oversupply
4/2/2020 13:54	0:01	SSA3	0.0222	0.7340	Oversupply
4/2/2020 13:55	0:01	SSA2	0.0219	0.9390	Oversupply
4/2/2020 13:55	0:01	SSA3	0.0222	0.9390	Oversupply
4/2/2020 13:56	0:01	SSA2	0.0219	0.7830	Oversupply
4/2/2020 13:56	0:01	SSA3	0.0222	0.7830	Oversupply
4/2/2020 13:57	0:01	SSA2	0.0219	0.8610	Oversupply
4/2/2020 13:57	0:01	SSA3	0.0222	0.8610	Oversupply
4/2/2020 13:58	0:01	SSA2	0.0219	1.4300	Oversupply
4/2/2020 13:58	0:01	SSA3	0.0222	1.4300	Oversupply
4/2/2020 13:59	0:01	SSA2	0.0213	1.4830	Oversupply
4/2/2020 13:59	0:01	SSA3	0.0215	1.4830	Oversupply
4/2/2020 14:00	0:01	SSA2	0.0181	2.3830	Oversupply
4/2/2020 14:00	0:01	SSA3	0.0179	2.3830	Oversupply
4/2/2020 14:01	0:01	SSA2	0.0181	1.7670	Oversupply
4/2/2020 14:01	0:01	SSA3	0.0179	1.7670	Oversupply
4/2/2020 14:01	0:01	SSA2	0.0181	2.2820	Oversupply
4/2/2020 14:01	0:01	SSA3	0.0179	2.2820	Oversupply
4/2/2020 14:02	0:01	SSA2	0.0181	1.9910	Oversupply
4/2/2020 14:02	0:01	SSA3	0.0179	1.9910	Oversupply
4/2/2020 14:03	0:01	SSA2	0.0181	1.0350	Oversupply
4/2/2020 14:03	0:01	SSA3	0.0179	1.0350	Oversupply
4/2/2020 14:04	0:01	SSA2	0.0181	1.7710	Oversupply
4/2/2020 14:04	0:01	SSA3	0.0179	1.7710	Oversupply
4/2/2020 14:05	0:01	SSA2	0.0181	1.3990	Oversupply
4/2/2020 14:05	0:01	SSA3	0.0179	1.3990	Oversupply
4/2/2020 14:06	0:01	SSA2	0.0181	1.1510	Oversupply
4/2/2020 14:06	0:01	SSA3	0.0179	1.1510	Oversupply
4/2/2020 14:07	0:01	SSA2	0.0174	0.5670	Oversupply
4/2/2020 14:07	0:01	SSA3	0.0172	0.5670	Oversupply
4/2/2020 14:07	0:01	SSA2	0.0181	1.0600	Oversupply
4/2/2020 14:07	0:01	SSA3	0.0179	1.0600	Oversupply
4/2/2020 14:08	0:01	SSA2	0.0181	1.5590	Oversupply
4/2/2020 14:08	0:01	SSA3	0.0179	1.5590	Oversupply
4/2/2020 14:09	0:01	SSA2	0.0181	1.7600	Oversupply
4/2/2020 14:09	0:01	SSA3	0.0179	1.7600	Oversupply
4/2/2020 14:10	0:01	SSA2	0.0181	1.1360	Oversupply



**Maui Curtailment Report**

April 2020

Start Date and Time	Duration (minutes)	IPP Curtailed	Estimated Curtailed MWH	Peak MW Curtailed	Reasons for Curtailment
4/2/2020 14:10	0:01	SSA3	0.0179	1.1360	Oversupply
4/2/2020 14:11	0:01	SSA2	0.0181	1.8380	Oversupply
4/2/2020 14:11	0:01	SSA3	0.0179	1.8380	Oversupply
4/2/2020 14:12	0:01	SSA2	0.0181	1.4810	Oversupply
4/2/2020 14:12	0:01	SSA3	0.0179	1.4810	Oversupply
4/2/2020 14:13	0:01	SSA2	0.0181	1.7230	Oversupply
4/2/2020 14:13	0:01	SSA3	0.0179	1.7230	Oversupply
4/2/2020 14:13	0:01	SSA2	0.0181	2.2940	Oversupply
4/2/2020 14:13	0:01	SSA3	0.0179	2.2940	Oversupply
4/2/2020 14:14	0:01	SSA2	0.0045	2.1030	Oversupply
4/2/2020 14:14	0:01	SSA3	0.0037	2.1030	Oversupply
4/2/2020 14:15	0:01	SSA2	0.0013	2.2410	Oversupply
4/2/2020 14:15	0:01	SSA3	0.0004	2.2410	Oversupply
4/2/2020 20:27	0:01	AWE	0.0017	0.1000	Oversupply
4/2/2020 20:32	0:01	AWE	0.0017	0.1000	Oversupply
4/2/2020 20:36	0:01	AWE	0.0017	0.1000	Oversupply
4/2/2020 21:33	0:01	AWE	0.0033	0.2000	Oversupply
4/3/2020 6:49	0:01	KWPll	0.0001	0.0050	Oversupply
4/3/2020 11:15	0:07	17-2	0.0347	0.7500	Oversupply
4/3/2020 11:17	0:01	SSA2	0.0016	2.8160	Oversupply
4/3/2020 11:17	0:01	SSA3	0.0013	2.8160	Oversupply
4/3/2020 11:19	0:01	SSA2	0.0016	2.5890	Oversupply
4/3/2020 11:19	0:01	SSA3	0.0013	2.5890	Oversupply
4/3/2020 13:33	0:12	5A	Data not available	Data not available	System Constraint
4/3/2020 13:33	0:12	BS250	Data not available	Data not available	System Constraint
4/3/2020 13:33	0:12	ESB	Data not available	Data not available	System Constraint
4/3/2020 13:33	0:12	SAG	Data not available	Data not available	System Constraint
4/3/2020 13:44	0:01	SSA2	0.0068	2.9860	Oversupply
4/3/2020 13:44	0:01	SSA3	0.0066	2.9860	Oversupply
4/3/2020 13:45	0:01	17-2	0.0013	0.7250	Oversupply
4/3/2020 13:45	0:01	AWE	0.0117	0.7000	Oversupply
4/3/2020 13:45	0:01	KWPll	0.0055	1.7095	Oversupply
4/3/2020 22:00	0:01	KWPll	0.0024	0.1447	Oversupply
4/4/2020 9:17	3:50	17-2	2.2950	0.7500	Oversupply
4/4/2020 9:19	0:01	SSA2	0.0099	1.8200	Oversupply
4/4/2020 9:19	0:01	SSA3	0.0099	1.8200	Oversupply
4/4/2020 9:20	0:01	SSA2	0.0099	1.8280	Oversupply
4/4/2020 9:20	0:01	SSA3	0.0099	1.8280	Oversupply
4/4/2020 9:21	0:01	SSA2	0.0099	1.5040	Oversupply
4/4/2020 9:21	0:01	SSA3	0.0099	1.5040	Oversupply
4/4/2020 9:22	0:01	SSA2	0.0099	0.5950	Oversupply
4/4/2020 9:22	0:01	SSA3	0.0099	0.5950	Oversupply
4/4/2020 9:22	0:01	SSA2	0.0099	1.6790	Oversupply
4/4/2020 9:22	0:01	SSA3	0.0099	1.6790	Oversupply
4/4/2020 9:23	0:01	SSA2	0.0099	0.3780	Oversupply
4/4/2020 9:23	0:01	SSA3	0.0099	0.3780	Oversupply
4/4/2020 9:24	0:01	SSA2	0.0099	0.9940	Oversupply
4/4/2020 9:24	0:01	SSA3	0.0099	0.9940	Oversupply
4/4/2020 9:25	0:01	SSA2	0.0099	0.7920	Oversupply
4/4/2020 9:25	0:01	SSA3	0.0099	0.7920	Oversupply
4/4/2020 9:26	0:01	SSA2	0.0099	0.5490	Oversupply
4/4/2020 9:26	0:01	SSA3	0.0099	0.5490	Oversupply
4/4/2020 9:27	0:01	SSA2	0.0099	0.3830	Oversupply
4/4/2020 9:27	0:01	SSA3	0.0099	0.3830	Oversupply
4/4/2020 9:28	0:06	ESB	Data not available	Data not available	Oversupply
4/4/2020 9:28	0:02	SSA2	0.0198	0.3370	Oversupply
4/4/2020 9:28	0:02	SSA3	0.0198	0.3370	Oversupply
4/4/2020 9:29	0:05	BS250	Data not available	Data not available	Oversupply
4/4/2020 9:29	0:01	SSA2	0.0201	0.0220	Oversupply
4/4/2020 9:29	0:01	SSA3	0.0234	0.0220	Oversupply
4/4/2020 9:30	0:01	SSA2	0.0235	0.0070	Oversupply
4/4/2020 9:30	0:01	SSA3	0.0276	0.0070	Oversupply
4/4/2020 9:31	0:03	SSA2	0.0705	-0.0020	Oversupply
4/4/2020 9:31	0:03	SSA3	0.0827	-0.0020	Oversupply
4/4/2020 9:32	0:02	AWE	0.0114	13.0000	Oversupply
4/4/2020 9:34	0:01	SSA2	0.0235	-0.0020	Oversupply
4/4/2020 9:34	0:01	SSA3	0.0276	-0.0020	Oversupply
4/4/2020 9:35	0:01	AWE	0.0029	12.7000	Oversupply
4/4/2020 9:35	0:01	SSA2	0.0235	-0.0020	Oversupply
4/4/2020 9:35	0:01	SSA3	0.0276	-0.0020	Oversupply
4/4/2020 9:35	0:01	SSA2	0.0235	0.0190	Oversupply
4/4/2020 9:35	0:01	SSA3	0.0276	0.0190	Oversupply
4/4/2020 9:36	0:01	SSA2	0.0235	0.1440	Oversupply
4/4/2020 9:36	0:01	SSA3	0.0276	0.1440	Oversupply
4/4/2020 9:37	0:01	SSA2	0.0235	0.0340	Oversupply



Maui Curtailment Report

April 2020

Start Date and Time	Duration (minutes)	IPP Curtailed	Estimated Curtailed MWH	Peak MW Curtailed	Reasons for Curtailment
4/4/2020 9:37	0:01	SSA3	0.0276	0.0340	Oversupply
4/4/2020 9:38	0:01	SSA2	0.0226	0.3080	Oversupply
4/4/2020 9:38	0:01	SSA3	0.0265	0.3080	Oversupply
4/4/2020 9:39	0:01	SSA2	0.0235	0.2690	Oversupply
4/4/2020 9:39	0:01	SSA3	0.0276	0.2690	Oversupply
4/4/2020 9:40	0:01	SSA2	0.0235	0.5820	Oversupply
4/4/2020 9:40	0:01	SSA3	0.0276	0.5820	Oversupply
4/4/2020 9:41	0:01	SSA2	0.0235	0.1640	Oversupply
4/4/2020 9:41	0:01	SSA3	0.0276	0.1640	Oversupply
4/4/2020 9:42	0:01	SSA2	0.0235	0.8510	Oversupply
4/4/2020 9:42	0:01	SSA3	0.0276	0.8510	Oversupply
4/4/2020 9:42	0:01	SSA2	0.0235	0.9050	Oversupply
4/4/2020 9:42	0:01	SSA3	0.0276	0.9050	Oversupply
4/4/2020 9:43	0:01	SSA2	0.0235	1.0990	Oversupply
4/4/2020 9:43	0:01	SSA3	0.0276	1.0990	Oversupply
4/4/2020 9:44	0:01	SSA2	0.0177	1.7420	Oversupply
4/4/2020 9:44	0:01	SSA3	0.0199	1.7420	Oversupply
4/4/2020 9:45	0:01	SSA2	0.0145	0.0880	Oversupply
4/4/2020 9:45	0:01	SSA3	0.0154	0.0880	Oversupply
4/4/2020 9:46	0:01	SSA2	0.0145	0.9840	Oversupply
4/4/2020 9:46	0:01	SSA3	0.0154	0.9840	Oversupply
4/4/2020 9:47	0:01	SSA2	0.0145	0.7220	Oversupply
4/4/2020 9:47	0:01	SSA3	0.0154	0.7220	Oversupply
4/4/2020 9:48	0:01	SSA2	0.0145	0.4230	Oversupply
4/4/2020 9:48	0:01	SSA3	0.0154	0.4230	Oversupply
4/4/2020 9:48	0:01	SSA2	0.0145	1.6650	Oversupply
4/4/2020 9:48	0:01	SSA3	0.0154	1.6650	Oversupply
4/4/2020 9:49	0:01	SSA2	0.0145	2.0410	Oversupply
4/4/2020 9:49	0:01	SSA3	0.0154	2.0410	Oversupply
4/4/2020 9:50	0:01	SSA2	0.0145	1.7130	Oversupply
4/4/2020 9:50	0:01	SSA3	0.0154	1.7130	Oversupply
4/4/2020 9:51	0:01	SSA2	0.0145	1.5460	Oversupply
4/4/2020 9:51	0:01	SSA3	0.0154	1.5460	Oversupply
4/4/2020 9:52	0:01	SSA2	0.0145	1.5150	Oversupply
4/4/2020 9:52	0:01	SSA3	0.0154	1.5150	Oversupply
4/4/2020 9:53	0:01	SSA2	0.0142	1.1850	Oversupply
4/4/2020 9:53	0:01	SSA3	0.0151	1.1850	Oversupply
4/4/2020 9:54	0:01	SSA2	0.0145	0.8670	Oversupply
4/4/2020 9:54	0:01	SSA3	0.0154	0.8670	Oversupply
4/4/2020 9:54	0:02	SSA2	0.0289	1.0920	Oversupply
4/4/2020 9:54	0:02	SSA3	0.0308	1.0920	Oversupply
4/4/2020 9:56	0:01	SSA2	0.0145	1.2690	Oversupply
4/4/2020 9:56	0:01	SSA3	0.0154	1.2690	Oversupply
4/4/2020 9:57	0:01	SSA2	0.0145	1.3240	Oversupply
4/4/2020 9:57	0:01	SSA3	0.0154	1.3240	Oversupply
4/4/2020 9:58	0:01	SSA2	0.0145	0.7590	Oversupply
4/4/2020 9:58	0:01	SSA3	0.0154	0.7590	Oversupply
4/4/2020 9:59	0:01	SSA2	0.0168	0.8660	Oversupply
4/4/2020 9:59	0:01	SSA3	0.0185	0.8660	Oversupply
4/4/2020 10:00	0:01	SSA2	0.0276	0.5030	Oversupply
4/4/2020 10:00	0:01	SSA3	0.0319	0.5030	Oversupply
4/4/2020 10:01	0:01	SSA2	0.0276	0.5880	Oversupply
4/4/2020 10:01	0:01	SSA3	0.0319	0.5880	Oversupply
4/4/2020 10:01	0:01	SSA2	0.0276	0.6450	Oversupply
4/4/2020 10:01	0:01	SSA3	0.0319	0.6450	Oversupply
4/4/2020 10:02	0:01	SSA2	0.0276	0.2130	Oversupply
4/4/2020 10:02	0:01	SSA3	0.0319	0.2130	Oversupply
4/4/2020 10:03	0:01	SSA2	0.0276	0.6750	Oversupply
4/4/2020 10:03	0:01	SSA3	0.0319	0.6750	Oversupply
4/4/2020 10:04	0:01	SSA2	0.0276	0.3870	Oversupply
4/4/2020 10:04	0:01	SSA3	0.0319	0.3870	Oversupply
4/4/2020 10:05	0:01	SSA2	0.0276	0.0390	Oversupply
4/4/2020 10:05	0:01	SSA3	0.0319	0.0390	Oversupply
4/4/2020 10:06	0:01	SSA2	0.0276	0.1930	Oversupply
4/4/2020 10:06	0:01	SSA3	0.0319	0.1930	Oversupply
4/4/2020 10:07	0:01	SSA2	0.0276	0.2610	Oversupply
4/4/2020 10:07	0:01	SSA3	0.0319	0.2610	Oversupply
4/4/2020 10:07	0:01	SSA2	0.0270	0.4250	Oversupply
4/4/2020 10:07	0:01	SSA3	0.0313	0.4250	Oversupply
4/4/2020 10:08	0:01	SSA2	0.0276	0.2770	Oversupply
4/4/2020 10:08	0:01	SSA3	0.0319	0.2770	Oversupply
4/4/2020 10:09	0:01	SSA2	0.0276	0.2480	Oversupply
4/4/2020 10:09	0:01	SSA3	0.0319	0.2480	Oversupply
4/4/2020 10:10	0:01	SSA2	0.0276	0.0820	Oversupply
4/4/2020 10:10	0:01	SSA3	0.0319	0.0820	Oversupply



Maui Curtailment Report

April 2020

Start Date and Time	Duration (minutes)	IPP Curtailed	Estimated Curtailed MWH	Peak MW Curtailed	Reasons for Curtailment
4/4/2020 10:11	0:01	SSA2	0.0276	0.1610	Oversupply
4/4/2020 10:11	0:01	SSA3	0.0319	0.1610	Oversupply
4/4/2020 10:12	0:01	SSA2	0.0276	0.7000	Oversupply
4/4/2020 10:12	0:01	SSA3	0.0319	0.7000	Oversupply
4/4/2020 10:13	0:01	SSA2	0.0276	0.3910	Oversupply
4/4/2020 10:13	0:01	SSA3	0.0319	0.3910	Oversupply
4/4/2020 10:14	0:01	SSA2	0.0276	0.2010	Oversupply
4/4/2020 10:14	0:01	SSA3	0.0319	0.2010	Oversupply
4/4/2020 10:14	0:01	SSA2	0.0273	0.5890	Oversupply
4/4/2020 10:14	0:01	SSA3	0.0312	0.5890	Oversupply
4/4/2020 10:15	0:01	SSA2	0.0301	0.1570	Oversupply
4/4/2020 10:15	0:01	SSA3	0.0329	0.1570	Oversupply
4/4/2020 10:16	0:01	SSA2	0.0301	0.6750	Oversupply
4/4/2020 10:16	0:01	SSA3	0.0329	0.6750	Oversupply
4/4/2020 10:17	0:01	SSA2	0.0301	0.3790	Oversupply
4/4/2020 10:17	0:01	SSA3	0.0329	0.3790	Oversupply
4/4/2020 10:18	0:01	SSA2	0.0301	0.3330	Oversupply
4/4/2020 10:18	0:01	SSA3	0.0329	0.3330	Oversupply
4/4/2020 10:19	0:01	SSA2	0.0301	0.0760	Oversupply
4/4/2020 10:19	0:01	SSA3	0.0329	0.0760	Oversupply
4/4/2020 10:20	0:01	SSA2	0.0301	0.3670	Oversupply
4/4/2020 10:20	0:01	SSA3	0.0329	0.3670	Oversupply
4/4/2020 10:20	0:01	SSA2	0.0301	0.2870	Oversupply
4/4/2020 10:20	0:01	SSA3	0.0329	0.2870	Oversupply
4/4/2020 10:21	0:01	SSA2	0.0301	0.3830	Oversupply
4/4/2020 10:21	0:01	SSA3	0.0329	0.3830	Oversupply
4/4/2020 10:22	0:01	SSA2	0.0295	0.6300	Oversupply
4/4/2020 10:22	0:01	SSA3	0.0323	0.6300	Oversupply
4/4/2020 10:23	0:01	SSA2	0.0295	0.2170	Oversupply
4/4/2020 10:23	0:01	SSA3	0.0323	0.2170	Oversupply
4/4/2020 10:24	0:01	SSA2	0.0301	0.8740	Oversupply
4/4/2020 10:24	0:01	SSA3	0.0329	0.8740	Oversupply
4/4/2020 10:25	0:01	SSA2	0.0301	0.2990	Oversupply
4/4/2020 10:25	0:01	SSA3	0.0329	0.2990	Oversupply
4/4/2020 10:26	0:01	SSA2	0.0301	0.4120	Oversupply
4/4/2020 10:26	0:01	SSA3	0.0329	0.4120	Oversupply
4/4/2020 10:27	0:01	SSA2	0.0301	0.4310	Oversupply
4/4/2020 10:27	0:01	SSA3	0.0329	0.4310	Oversupply
4/4/2020 10:27	0:01	SSA2	0.0301	0.1930	Oversupply
4/4/2020 10:27	0:01	SSA3	0.0329	0.1930	Oversupply
4/4/2020 10:28	0:01	SSA2	0.0301	0.3910	Oversupply
4/4/2020 10:28	0:01	SSA3	0.0329	0.3910	Oversupply
4/4/2020 10:29	0:01	SSA2	0.0278	0.1220	Oversupply
4/4/2020 10:29	0:01	SSA3	0.0308	0.1220	Oversupply
4/4/2020 10:30	0:01	SSA2	0.0288	0.8030	Oversupply
4/4/2020 10:30	0:01	SSA3	0.0307	0.8030	Oversupply
4/4/2020 10:31	0:01	SSA2	0.0288	0.7760	Oversupply
4/4/2020 10:31	0:01	SSA3	0.0307	0.7760	Oversupply
4/4/2020 10:32	0:01	SSA2	0.0288	0.8240	Oversupply
4/4/2020 10:32	0:01	SSA3	0.0307	0.8240	Oversupply
4/4/2020 10:33	0:01	SSA2	0.0288	1.2780	Oversupply
4/4/2020 10:33	0:01	SSA3	0.0307	1.2780	Oversupply
4/4/2020 10:33	0:01	SSA2	0.0288	0.7490	Oversupply
4/4/2020 10:33	0:01	SSA3	0.0307	0.7490	Oversupply
4/4/2020 10:34	0:01	SSA2	0.0288	0.0520	Oversupply
4/4/2020 10:34	0:01	SSA3	0.0307	0.0520	Oversupply
4/4/2020 10:35	0:01	BS250	Data not available	Data not available	Oversupply
4/4/2020 10:35	0:01	ESB	Data not available	Data not available	Oversupply
4/4/2020 10:35	0:01	SSA2	0.0288	0.0240	Oversupply
4/4/2020 10:35	0:01	SSA3	0.0307	0.0240	Oversupply
4/4/2020 10:36	0:01	SSA2	0.0288	0.1210	Oversupply
4/4/2020 10:36	0:01	SSA3	0.0307	0.1210	Oversupply
4/4/2020 10:37	0:01	SSA2	0.0288	0.6710	Oversupply
4/4/2020 10:37	0:01	SSA3	0.0307	0.6710	Oversupply
4/4/2020 10:38	0:01	SSA2	0.0277	0.7950	Oversupply
4/4/2020 10:38	0:01	SSA3	0.0295	0.7950	Oversupply
4/4/2020 10:39	0:01	SSA2	0.0288	1.0050	Oversupply
4/4/2020 10:39	0:01	SSA3	0.0307	1.0050	Oversupply
4/4/2020 10:39	0:01	SSA2	0.0288	0.8410	Oversupply
4/4/2020 10:39	0:01	SSA3	0.0307	0.8410	Oversupply
4/4/2020 10:40	0:01	SSA2	0.0288	0.9490	Oversupply
4/4/2020 10:40	0:01	SSA3	0.0307	0.9490	Oversupply
4/4/2020 10:41	0:01	SSA2	0.0288	0.8010	Oversupply
4/4/2020 10:41	0:01	SSA3	0.0307	0.8010	Oversupply
4/4/2020 10:42	0:01	SSA2	0.0288	0.7420	Oversupply





**Maui Curtailment Report**

April 2020

Start Date and Time	Duration (minutes)	IPP Curtailed	Estimated Curtailed MWH	Peak MW Curtailed	Reasons for Curtailment
4/4/2020 10:42	0:01	SSA3	0.0307	0.7420	Oversupply
4/4/2020 10:43	0:01	SSA2	0.0288	0.8670	Oversupply
4/4/2020 10:43	0:01	SSA3	0.0307	0.8670	Oversupply
4/4/2020 10:44	0:01	SSA2	0.0304	0.2020	Oversupply
4/4/2020 10:44	0:01	SSA3	0.0321	0.2020	Oversupply
4/4/2020 10:45	0:01	SSA2	0.0395	0.6350	Oversupply
4/4/2020 10:45	0:01	SSA3	0.0386	0.6350	Oversupply
4/4/2020 10:46	0:01	SSA2	0.0395	0.2620	Oversupply
4/4/2020 10:46	0:01	SSA3	0.0386	0.2620	Oversupply
4/4/2020 10:46	0:01	SSA2	0.0395	0.0620	Oversupply
4/4/2020 10:46	0:01	SSA3	0.0386	0.0620	Oversupply
4/4/2020 10:47	0:01	SSA2	0.0395	0.0220	Oversupply
4/4/2020 10:47	0:01	SSA3	0.0386	0.0220	Oversupply
4/4/2020 10:48	0:02	AWE	0.0045	11.6000	Oversupply
4/4/2020 10:48	0:01	SSA2	0.0395	0.0270	Oversupply
4/4/2020 10:48	0:01	SSA3	0.0386	0.0270	Oversupply
4/4/2020 10:49	0:01	SSA2	0.0395	0.0640	Oversupply
4/4/2020 10:49	0:01	SSA3	0.0386	0.0640	Oversupply
4/4/2020 10:50	0:01	SSA2	0.0395	0.0960	Oversupply
4/4/2020 10:50	0:01	SSA3	0.0386	0.0960	Oversupply
4/4/2020 10:51	0:01	SSA2	0.0395	0.1210	Oversupply
4/4/2020 10:51	0:01	SSA3	0.0386	0.1210	Oversupply
4/4/2020 10:52	0:01	SSA2	0.0395	0.1340	Oversupply
4/4/2020 10:52	0:01	SSA3	0.0386	0.1340	Oversupply
4/4/2020 10:52	0:03	SSA2	0.1179	0.0480	Oversupply
4/4/2020 10:52	0:03	SSA3	0.1150	0.0480	Oversupply
4/4/2020 10:54	0:01	BS250	Data not available	Data not available	Oversupply
4/4/2020 10:54	0:01	ESB	Data not available	Data not available	Oversupply
4/4/2020 10:54	0:02	AWE	0.0031	11.0000	Oversupply
4/4/2020 10:55	0:01	SSA2	0.0388	-0.0030	Oversupply
4/4/2020 10:55	0:01	SSA3	0.0378	-0.0030	Oversupply
4/4/2020 10:56	0:01	SSA2	0.0395	-0.0030	Oversupply
4/4/2020 10:56	0:01	SSA3	0.0386	-0.0030	Oversupply
4/4/2020 10:57	0:01	SSA2	0.0395	-0.0020	Oversupply
4/4/2020 10:57	0:01	SSA3	0.0386	-0.0020	Oversupply
4/4/2020 10:58	0:01	SSA2	0.0395	-0.0030	Oversupply
4/4/2020 10:58	0:01	SSA3	0.0386	-0.0030	Oversupply
4/4/2020 10:59	0:01	BS250	Data not available	Data not available	Oversupply
4/4/2020 10:59	0:01	ESB	Data not available	Data not available	Oversupply
4/4/2020 10:59	0:01	SSA2	0.0395	-0.0030	Oversupply
4/4/2020 10:59	0:01	SSA3	0.0386	-0.0030	Oversupply
4/4/2020 10:59	0:01	SSA2	0.0359	-0.0030	Oversupply
4/4/2020 10:59	0:01	SSA3	0.0362	-0.0030	Oversupply
4/4/2020 11:00	0:01	SSA2	0.0356	0.1630	Oversupply
4/4/2020 11:00	0:01	SSA3	0.0358	0.1630	Oversupply
4/4/2020 11:01	0:01	SSA2	0.0356	0.1390	Oversupply
4/4/2020 11:01	0:01	SSA3	0.0358	0.1390	Oversupply
4/4/2020 11:02	0:01	SSA2	0.0356	0.3440	Oversupply
4/4/2020 11:02	0:01	SSA3	0.0358	0.3440	Oversupply
4/4/2020 11:03	0:01	SSA2	0.0342	0.3760	Oversupply
4/4/2020 11:03	0:01	SSA3	0.0344	0.3760	Oversupply
4/4/2020 11:04	0:01	SSA2	0.0356	0.1290	Oversupply
4/4/2020 11:04	0:01	SSA3	0.0358	0.1290	Oversupply
4/4/2020 11:05	0:01	SSA2	0.0356	0.5780	Oversupply
4/4/2020 11:05	0:01	SSA3	0.0358	0.5780	Oversupply
4/4/2020 11:05	0:01	SSA2	0.0356	0.4890	Oversupply
4/4/2020 11:05	0:01	SSA3	0.0358	0.4890	Oversupply
4/4/2020 11:06	0:01	SSA2	0.0356	0.2150	Oversupply
4/4/2020 11:06	0:01	SSA3	0.0358	0.2150	Oversupply
4/4/2020 11:07	0:01	SSA2	0.0356	0.4020	Oversupply
4/4/2020 11:07	0:01	SSA3	0.0358	0.4020	Oversupply
4/4/2020 11:08	0:01	SSA2	0.0356	0.3390	Oversupply
4/4/2020 11:08	0:01	SSA3	0.0358	0.3390	Oversupply
4/4/2020 11:09	0:01	SSA2	0.0356	0.4470	Oversupply
4/4/2020 11:09	0:01	SSA3	0.0358	0.4470	Oversupply
4/4/2020 11:10	0:01	SSA2	0.0356	0.3820	Oversupply
4/4/2020 11:10	0:01	SSA3	0.0358	0.3820	Oversupply
4/4/2020 11:11	0:01	SSA2	0.0356	0.3220	Oversupply
4/4/2020 11:11	0:01	SSA3	0.0358	0.3220	Oversupply
4/4/2020 11:11	0:01	SSA2	0.0356	0.5710	Oversupply
4/4/2020 11:11	0:01	SSA3	0.0358	0.5710	Oversupply
4/4/2020 11:12	0:01	SSA2	0.0356	0.6210	Oversupply
4/4/2020 11:12	0:01	SSA3	0.0358	0.6210	Oversupply
4/4/2020 11:13	0:01	SSA2	0.0356	0.8870	Oversupply
4/4/2020 11:13	0:01	SSA3	0.0358	0.8870	Oversupply



Maui Curtailment Report

April 2020

Start Date and Time	Duration (minutes)	IPP Curtailed	Estimated Curtailed MWH	Peak MW Curtailed	Reasons for Curtailment
4/4/2020 11:14	0:01	BS250	Data not available	Data not available	Oversupply
4/4/2020 11:14	0:01	ESB	Data not available	Data not available	Oversupply
4/4/2020 11:14	0:01	SSA2	0.0343	0.0590	Oversupply
4/4/2020 11:14	0:01	SSA3	0.0347	0.0590	Oversupply
4/4/2020 11:15	0:01	SSA2	0.0333	0.4020	Oversupply
4/4/2020 11:15	0:01	SSA3	0.0336	0.4020	Oversupply
4/4/2020 11:16	0:01	SSA2	0.0333	0.9520	Oversupply
4/4/2020 11:16	0:01	SSA3	0.0336	0.9520	Oversupply
4/4/2020 11:17	0:01	SSA2	0.0333	0.7630	Oversupply
4/4/2020 11:17	0:01	SSA3	0.0336	0.7630	Oversupply
4/4/2020 11:18	0:01	SSA2	0.0333	0.6110	Oversupply
4/4/2020 11:18	0:01	SSA3	0.0336	0.6110	Oversupply
4/4/2020 11:18	0:01	SSA2	0.0327	1.2250	Oversupply
4/4/2020 11:18	0:01	SSA3	0.0330	1.2250	Oversupply
4/4/2020 11:19	0:01	SSA2	0.0333	0.8540	Oversupply
4/4/2020 11:19	0:01	SSA3	0.0336	0.8540	Oversupply
4/4/2020 11:20	0:01	SSA2	0.0333	0.9660	Oversupply
4/4/2020 11:20	0:01	SSA3	0.0336	0.9660	Oversupply
4/4/2020 11:21	0:01	SSA2	0.0333	0.8760	Oversupply
4/4/2020 11:21	0:01	SSA3	0.0336	0.8760	Oversupply
4/4/2020 11:22	0:01	SSA2	0.0333	0.7490	Oversupply
4/4/2020 11:22	0:01	SSA3	0.0336	0.7490	Oversupply
4/4/2020 11:23	0:01	SSA2	0.0333	0.4880	Oversupply
4/4/2020 11:23	0:01	SSA3	0.0336	0.4880	Oversupply
4/4/2020 11:24	0:01	SSA2	0.0333	0.2620	Oversupply
4/4/2020 11:24	0:01	SSA3	0.0336	0.2620	Oversupply
4/4/2020 11:24	0:01	SSA2	0.0333	0.4130	Oversupply
4/4/2020 11:24	0:01	SSA3	0.0336	0.4130	Oversupply
4/4/2020 11:25	0:01	SSA2	0.0333	0.5490	Oversupply
4/4/2020 11:25	0:01	SSA3	0.0336	0.5490	Oversupply
4/4/2020 11:26	0:01	SSA2	0.0333	0.1710	Oversupply
4/4/2020 11:26	0:01	SSA3	0.0336	0.1710	Oversupply
4/4/2020 11:27	0:01	SSA2	0.0333	0.0140	Oversupply
4/4/2020 11:27	0:01	SSA3	0.0336	0.0140	Oversupply
4/4/2020 11:28	0:01	SSA2	0.0333	0.3390	Oversupply
4/4/2020 11:28	0:01	SSA3	0.0336	0.3390	Oversupply
4/4/2020 11:29	0:01	BS250	Data not available	Data not available	Oversupply
4/4/2020 11:29	0:01	ESB	Data not available	Data not available	Oversupply
4/4/2020 11:29	0:01	SSA2	0.0330	0.5290	Oversupply
4/4/2020 11:29	0:01	SSA3	0.0333	0.5290	Oversupply
4/4/2020 11:30	0:01	SSA2	0.0315	0.6240	Oversupply
4/4/2020 11:30	0:01	SSA3	0.0320	0.6240	Oversupply
4/4/2020 11:31	0:01	SSA2	0.0315	0.0700	Oversupply
4/4/2020 11:31	0:01	SSA3	0.0320	0.0700	Oversupply
4/4/2020 11:31	0:01	SSA2	0.0315	0.9450	Oversupply
4/4/2020 11:31	0:01	SSA3	0.0320	0.9450	Oversupply
4/4/2020 11:32	0:01	SSA2	0.0315	0.8730	Oversupply
4/4/2020 11:32	0:01	SSA3	0.0320	0.8730	Oversupply
4/4/2020 11:33	0:01	SSA2	0.0303	0.7870	Oversupply
4/4/2020 11:33	0:01	SSA3	0.0307	0.7870	Oversupply
4/4/2020 11:34	0:01	SSA2	0.0315	0.7350	Oversupply
4/4/2020 11:34	0:01	SSA3	0.0320	0.7350	Oversupply
4/4/2020 11:35	0:01	SSA2	0.0315	1.0580	Oversupply
4/4/2020 11:35	0:01	SSA3	0.0320	1.0580	Oversupply
4/4/2020 11:36	0:01	SSA2	0.0315	1.0290	Oversupply
4/4/2020 11:36	0:01	SSA3	0.0320	1.0290	Oversupply
4/4/2020 11:37	0:01	SSA2	0.0315	0.7420	Oversupply
4/4/2020 11:37	0:01	SSA3	0.0320	0.7420	Oversupply
4/4/2020 11:37	0:01	SSA2	0.0315	0.3310	Oversupply
4/4/2020 11:37	0:01	SSA3	0.0320	0.3310	Oversupply
4/4/2020 11:38	0:01	SSA2	0.0315	0.9930	Oversupply
4/4/2020 11:38	0:01	SSA3	0.0320	0.9930	Oversupply
4/4/2020 11:39	0:01	SSA2	0.0315	0.2890	Oversupply
4/4/2020 11:39	0:01	SSA3	0.0320	0.2890	Oversupply
4/4/2020 11:40	0:01	SSA2	0.0315	0.4180	Oversupply
4/4/2020 11:40	0:01	SSA3	0.0320	0.4180	Oversupply
4/4/2020 11:41	0:01	SSA2	0.0315	0.5800	Oversupply
4/4/2020 11:41	0:01	SSA3	0.0320	0.5800	Oversupply
4/4/2020 11:42	0:01	SSA2	0.0315	0.5360	Oversupply
4/4/2020 11:42	0:01	SSA3	0.0320	0.5360	Oversupply
4/4/2020 11:43	0:01	SSA2	0.0315	1.3440	Oversupply
4/4/2020 11:43	0:01	SSA3	0.0320	1.3440	Oversupply
4/4/2020 11:43	0:02	SSA2	0.0625	0.4630	Oversupply
4/4/2020 11:43	0:02	SSA3	0.0640	0.4630	Oversupply
4/4/2020 11:45	0:01	SSA2	0.0309	1.2170	Oversupply





Maui Curtailment Report

April 2020

Start Date and Time	Duration (minutes)	IPP Curtailed	Estimated Curtailed MWH	Peak MW Curtailed	Reasons for Curtailment
4/4/2020 11:45	0:01	SSA3	0.0320	1.2170	Oversupply
4/4/2020 11:46	0:01	SSA2	0.0309	1.5280	Oversupply
4/4/2020 11:46	0:01	SSA3	0.0320	1.5280	Oversupply
4/4/2020 11:47	0:01	SSA2	0.0309	1.5170	Oversupply
4/4/2020 11:47	0:01	SSA3	0.0320	1.5170	Oversupply
4/4/2020 11:48	0:01	SSA2	0.0297	0.3270	Oversupply
4/4/2020 11:48	0:01	SSA3	0.0307	0.3270	Oversupply
4/4/2020 11:49	0:01	SSA2	0.0309	0.4290	Oversupply
4/4/2020 11:49	0:01	SSA3	0.0320	0.4290	Oversupply
4/4/2020 11:50	0:01	SSA2	0.0309	0.3570	Oversupply
4/4/2020 11:50	0:01	SSA3	0.0320	0.3570	Oversupply
4/4/2020 11:50	0:01	SSA2	0.0309	0.6990	Oversupply
4/4/2020 11:50	0:01	SSA3	0.0320	0.6990	Oversupply
4/4/2020 11:51	0:01	SSA2	0.0309	0.2790	Oversupply
4/4/2020 11:51	0:01	SSA3	0.0320	0.2790	Oversupply
4/4/2020 11:52	0:01	SSA2	0.0309	0.6150	Oversupply
4/4/2020 11:52	0:01	SSA3	0.0320	0.6150	Oversupply
4/4/2020 11:53	0:01	SSA2	0.0309	0.1060	Oversupply
4/4/2020 11:53	0:01	SSA3	0.0320	0.1060	Oversupply
4/4/2020 11:54	0:01	SSA2	0.0309	0.7260	Oversupply
4/4/2020 11:54	0:01	SSA3	0.0320	0.7260	Oversupply
4/4/2020 11:55	0:01	SSA2	0.0309	0.3070	Oversupply
4/4/2020 11:55	0:01	SSA3	0.0320	0.3070	Oversupply
4/4/2020 11:56	0:01	SSA2	0.0309	0.7840	Oversupply
4/4/2020 11:56	0:01	SSA3	0.0320	0.7840	Oversupply
4/4/2020 11:56	0:01	SSA2	0.0309	0.2960	Oversupply
4/4/2020 11:56	0:01	SSA3	0.0320	0.2960	Oversupply
4/4/2020 11:57	0:01	SSA2	0.0309	1.5650	Oversupply
4/4/2020 11:57	0:01	SSA3	0.0320	1.5650	Oversupply
4/4/2020 11:58	0:01	SSA2	0.0309	0.5870	Oversupply
4/4/2020 11:58	0:01	SSA3	0.0320	0.5870	Oversupply
4/4/2020 11:59	0:01	SSA2	0.0340	1.0500	Oversupply
4/4/2020 11:59	0:01	SSA3	0.0343	1.0500	Oversupply
4/4/2020 12:00	0:01	SSA2	0.0374	0.2620	Oversupply
4/4/2020 12:00	0:01	SSA3	0.0368	0.2620	Oversupply
4/4/2020 12:01	0:01	SSA2	0.0374	0.8470	Oversupply
4/4/2020 12:01	0:01	SSA3	0.0368	0.8470	Oversupply
4/4/2020 12:02	0:01	SSA2	0.0374	0.8160	Oversupply
4/4/2020 12:02	0:01	SSA3	0.0368	0.8160	Oversupply
4/4/2020 12:03	0:01	SSA2	0.0374	0.0940	Oversupply
4/4/2020 12:03	0:01	SSA3	0.0368	0.0940	Oversupply
4/4/2020 12:03	0:01	SSA2	0.0367	0.2220	Oversupply
4/4/2020 12:03	0:01	SSA3	0.0361	0.2220	Oversupply
4/4/2020 12:04	0:04	SSA2	0.1871	0.1030	Oversupply
4/4/2020 12:04	0:04	SSA3	0.1842	0.1030	Oversupply
4/4/2020 12:05	0:04	BS250	Data not available	Data not available	Oversupply
4/4/2020 12:05	0:04	ESB	Data not available	Data not available	Oversupply
4/4/2020 12:06	0:02	KWPll	0.0073	0.9630	Oversupply
4/4/2020 12:09	0:01	SSA2	0.0374	-0.0030	Oversupply
4/4/2020 12:09	0:01	SSA3	0.0368	-0.0030	Oversupply
4/4/2020 12:09	0:01	SSA2	0.0374	-0.0030	Oversupply
4/4/2020 12:09	0:01	SSA3	0.0368	-0.0030	Oversupply
4/4/2020 12:10	0:01	SSA2	0.0374	0.0180	Oversupply
4/4/2020 12:10	0:01	SSA3	0.0368	0.0180	Oversupply
4/4/2020 12:11	0:01	SSA2	0.0374	0.1590	Oversupply
4/4/2020 12:11	0:01	SSA3	0.0368	0.1590	Oversupply
4/4/2020 12:12	0:01	SSA2	0.0374	0.4830	Oversupply
4/4/2020 12:12	0:01	SSA3	0.0368	0.4830	Oversupply
4/4/2020 12:13	0:01	SSA2	0.0374	0.5170	Oversupply
4/4/2020 12:13	0:01	SSA3	0.0368	0.5170	Oversupply
4/4/2020 12:14	0:01	SSA2	0.0370	0.4930	Oversupply
4/4/2020 12:14	0:01	SSA3	0.0362	0.4930	Oversupply
4/4/2020 12:15	0:01	SSA2	0.0349	0.4690	Oversupply
4/4/2020 12:15	0:01	SSA3	0.0330	0.4690	Oversupply
4/4/2020 12:16	0:01	SSA2	0.0349	0.8660	Oversupply
4/4/2020 12:16	0:01	SSA3	0.0330	0.8660	Oversupply
4/4/2020 12:16	0:01	SSA2	0.0349	0.6690	Oversupply
4/4/2020 12:16	0:01	SSA3	0.0330	0.6690	Oversupply
4/4/2020 12:17	0:01	SSA2	0.0349	0.1060	Oversupply
4/4/2020 12:17	0:01	SSA3	0.0330	0.1060	Oversupply
4/4/2020 12:18	0:01	SSA2	0.0335	0.0230	Oversupply
4/4/2020 12:18	0:01	SSA3	0.0317	0.0230	Oversupply
4/4/2020 12:19	0:01	SSA2	0.0349	0.3180	Oversupply
4/4/2020 12:19	0:01	SSA3	0.0330	0.3180	Oversupply
4/4/2020 12:20	0:01	SSA2	0.0349	0.3620	Oversupply



**Maui Curtailment Report**

April 2020

Start Date and Time	Duration (minutes)	IPP Curtailed	Estimated Curtailed MWH	Peak MW Curtailed	Reasons for Curtailment
4/4/2020 12:20	0:01	SSA3	0.0330	0.3620	Oversupply
4/4/2020 12:21	0:01	ESB	Data not available	Data not available	Oversupply
4/4/2020 12:21	0:01	SSA2	0.0349	0.1510	Oversupply
4/4/2020 12:21	0:01	SSA3	0.0330	0.1510	Oversupply
4/4/2020 12:22	0:01	SSA2	0.0349	0.4470	Oversupply
4/4/2020 12:22	0:01	SSA3	0.0330	0.4470	Oversupply
4/4/2020 12:23	0:01	SSA2	0.0349	0.1860	Oversupply
4/4/2020 12:23	0:01	SSA3	0.0330	0.1860	Oversupply
4/4/2020 12:24	0:01	SSA2	0.0349	0.3170	Oversupply
4/4/2020 12:24	0:01	SSA3	0.0330	0.3170	Oversupply
4/4/2020 12:25	0:01	SSA2	0.0349	1.1270	Oversupply
4/4/2020 12:25	0:01	SSA3	0.0330	1.1270	Oversupply
4/4/2020 12:26	0:01	SSA2	0.0335	0.3520	Oversupply
4/4/2020 12:26	0:01	SSA3	0.0317	0.3520	Oversupply
4/4/2020 12:27	0:01	SSA2	0.0349	0.8200	Oversupply
4/4/2020 12:27	0:01	SSA3	0.0330	0.8200	Oversupply
4/4/2020 12:28	0:02	SSA2	0.0697	0.2110	Oversupply
4/4/2020 12:28	0:02	SSA3	0.0659	0.2110	Oversupply
4/4/2020 12:29	0:01	SSA2	0.0346	0.6500	Oversupply
4/4/2020 12:29	0:01	SSA3	0.0331	0.6500	Oversupply
4/4/2020 12:30	0:01	SSA2	0.0345	1.0690	Oversupply
4/4/2020 12:30	0:01	SSA3	0.0332	1.0690	Oversupply
4/4/2020 12:31	0:01	SSA2	0.0345	0.6700	Oversupply
4/4/2020 12:31	0:01	SSA3	0.0332	0.6700	Oversupply
4/4/2020 12:32	0:01	SSA2	0.0345	0.6590	Oversupply
4/4/2020 12:32	0:01	SSA3	0.0332	0.6590	Oversupply
4/4/2020 12:33	0:01	SSA2	0.0345	0.0450	Oversupply
4/4/2020 12:33	0:01	SSA3	0.0332	0.0450	Oversupply
4/4/2020 12:34	0:02	BS250	Data not available	Data not available	Oversupply
4/4/2020 12:34	0:02	ESB	Data not available	Data not available	Oversupply
4/4/2020 12:34	0:02	KWP11	0.0206	2.0538	Oversupply
4/4/2020 12:34	0:02	SSA2	0.0684	0.0130	Oversupply
4/4/2020 12:34	0:02	SSA3	0.0657	0.0130	Oversupply
4/4/2020 12:35	0:01	SSA2	0.0345	-0.0030	Oversupply
4/4/2020 12:35	0:01	SSA3	0.0332	-0.0030	Oversupply
4/4/2020 12:36	0:01	SSA2	0.0345	-0.0030	Oversupply
4/4/2020 12:36	0:01	SSA3	0.0332	-0.0030	Oversupply
4/4/2020 12:37	0:01	SSA2	0.0345	-0.0030	Oversupply
4/4/2020 12:37	0:01	SSA3	0.0332	-0.0030	Oversupply
4/4/2020 12:38	0:01	SSA2	0.0325	-0.0030	Oversupply
4/4/2020 12:38	0:01	SSA3	0.0313	-0.0030	Oversupply
4/4/2020 12:39	0:01	SSA2	0.0345	0.0300	Oversupply
4/4/2020 12:39	0:01	SSA3	0.0332	0.0300	Oversupply
4/4/2020 12:40	0:01	SSA2	0.0345	0.3280	Oversupply
4/4/2020 12:40	0:01	SSA3	0.0332	0.3280	Oversupply
4/4/2020 12:41	0:01	SSA2	0.0345	0.6640	Oversupply
4/4/2020 12:41	0:01	SSA3	0.0332	0.6640	Oversupply
4/4/2020 12:41	0:01	SSA2	0.0345	1.1140	Oversupply
4/4/2020 12:41	0:01	SSA3	0.0332	1.1140	Oversupply
4/4/2020 12:42	0:01	SSA2	0.0345	1.7670	Oversupply
4/4/2020 12:42	0:01	SSA3	0.0332	1.7670	Oversupply
4/4/2020 12:43	0:01	SSA2	0.0345	0.6880	Oversupply
4/4/2020 12:43	0:01	SSA3	0.0332	0.6880	Oversupply
4/4/2020 12:44	0:01	SSA2	0.0271	1.6100	Oversupply
4/4/2020 12:44	0:01	SSA3	0.0264	1.6100	Oversupply
4/4/2020 12:45	0:01	SSA2	0.0168	1.4060	Oversupply
4/4/2020 12:45	0:01	SSA3	0.0171	1.4060	Oversupply
4/4/2020 12:46	0:01	SSA2	0.0168	1.4620	Oversupply
4/4/2020 12:46	0:01	SSA3	0.0171	1.4620	Oversupply
4/4/2020 12:47	0:01	SSA2	0.0168	1.2650	Oversupply
4/4/2020 12:47	0:01	SSA3	0.0171	1.2650	Oversupply
4/4/2020 12:47	0:01	SSA2	0.0168	1.2200	Oversupply
4/4/2020 12:47	0:01	SSA3	0.0171	1.2200	Oversupply
4/4/2020 12:48	0:01	SSA2	0.0165	0.9340	Oversupply
4/4/2020 12:48	0:01	SSA3	0.0168	0.9340	Oversupply
4/4/2020 12:49	0:01	SSA2	0.0168	1.2070	Oversupply
4/4/2020 12:49	0:01	SSA3	0.0171	1.2070	Oversupply
4/4/2020 12:50	0:01	SSA2	0.0168	0.4760	Oversupply
4/4/2020 12:50	0:01	SSA3	0.0171	0.4760	Oversupply
4/4/2020 12:51	0:01	SSA2	0.0168	1.9480	Oversupply
4/4/2020 12:51	0:01	SSA3	0.0171	1.9480	Oversupply
4/4/2020 12:53	0:01	SSA2	0.0168	2.4560	Oversupply
4/4/2020 12:53	0:01	SSA3	0.0171	2.4560	Oversupply
4/4/2020 12:53	0:01	SSA2	0.0168	1.6840	Oversupply
4/4/2020 12:53	0:01	SSA3	0.0171	1.6840	Oversupply



**Maui Curtailment Report**

April 2020

Start Date and Time	Duration (minutes)	IPP Curtailed	Estimated Curtailed MWH	Peak MW Curtailed	Reasons for Curtailment
4/4/2020 12:54	0:01	SSA2	0.0168	2.0310	Oversupply
4/4/2020 12:54	0:01	SSA3	0.0171	2.0310	Oversupply
4/4/2020 12:55	0:01	SSA2	0.0168	1.9020	Oversupply
4/4/2020 12:55	0:01	SSA3	0.0171	1.9020	Oversupply
4/4/2020 12:56	0:01	SSA2	0.0168	2.8990	Oversupply
4/4/2020 12:56	0:01	SSA3	0.0171	2.8990	Oversupply
4/4/2020 12:57	0:01	SSA2	0.0168	2.1400	Oversupply
4/4/2020 12:57	0:01	SSA3	0.0171	2.1400	Oversupply
4/4/2020 12:58	0:01	SSA2	0.0168	1.8940	Oversupply
4/4/2020 12:58	0:01	SSA3	0.0171	1.8940	Oversupply
4/4/2020 12:59	0:01	SSA2	0.0166	1.2570	Oversupply
4/4/2020 12:59	0:01	SSA3	0.0169	1.2570	Oversupply
4/4/2020 13:00	0:01	SSA2	0.0053	1.7780	Oversupply
4/4/2020 13:00	0:01	SSA3	0.0044	1.7780	Oversupply
4/4/2020 13:00	0:01	SSA2	0.0053	2.4900	Oversupply
4/4/2020 13:00	0:01	SSA3	0.0044	2.4900	Oversupply
4/4/2020 13:01	0:01	SSA2	0.0053	2.6510	Oversupply
4/4/2020 13:01	0:01	SSA3	0.0044	2.6510	Oversupply
4/4/2020 13:02	0:01	SSA2	0.0053	2.8710	Oversupply
4/4/2020 13:02	0:01	SSA3	0.0044	2.8710	Oversupply
4/4/2020 13:03	0:01	SSA2	0.0053	2.2890	Oversupply
4/4/2020 13:03	0:01	SSA3	0.0044	2.2890	Oversupply
4/4/2020 13:04	0:01	SSA2	0.0053	1.8420	Oversupply
4/4/2020 13:04	0:01	SSA3	0.0044	1.8420	Oversupply
4/4/2020 13:05	0:01	SSA2	0.0053	2.2930	Oversupply
4/4/2020 13:05	0:01	SSA3	0.0044	2.2930	Oversupply
4/4/2020 13:09	0:06	17-2	0.0467	0.7500	Oversupply
4/4/2020 13:09	0:01	SSA2	0.0053	2.9110	Oversupply
4/4/2020 13:09	0:01	SSA3	0.0044	2.9110	Oversupply
4/4/2020 13:10	0:01	SSA2	0.0053	2.7210	Oversupply
4/4/2020 13:10	0:01	SSA3	0.0044	2.7210	Oversupply
4/4/2020 13:11	0:01	SSA2	0.0053	2.8090	Oversupply
4/4/2020 13:11	0:01	SSA3	0.0044	2.8090	Oversupply
4/4/2020 13:13	0:01	SSA2	0.0053	2.9700	Oversupply
4/4/2020 13:13	0:01	SSA3	0.0044	2.9700	Oversupply
4/4/2020 13:16	0:01	17-2	0.0004	0.7500	Oversupply
4/4/2020 13:18	0:01	SSA2	0.0005	2.8850	Oversupply
4/4/2020 13:18	0:01	SSA3	0.0008	2.8850	Oversupply
4/4/2020 13:19	0:01	17-2	0.0013	0.2620	Oversupply
4/4/2020 13:24	0:03	17-2	0.0133	0.3500	Oversupply
4/4/2020 13:24	0:01	SSA2	0.0005	2.9000	Oversupply
4/4/2020 13:24	0:01	SSA3	0.0008	2.9000	Oversupply
4/4/2020 13:25	0:01	SSA2	0.0005	2.6540	Oversupply
4/4/2020 13:25	0:01	SSA3	0.0008	2.6540	Oversupply
4/4/2020 13:32	0:01	SSA2	0.0002	2.9110	Oversupply
4/4/2020 13:32	0:01	SSA3	0.0002	2.9110	Oversupply
4/4/2020 13:33	0:02	17-2	0.0022	0.3500	Oversupply
4/4/2020 14:36	0:01	SSA2	0.0038	1.4940	Oversupply
4/4/2020 14:36	0:01	SSA3	0.0005	1.4940	Oversupply
4/4/2020 14:37	0:01	17-2	0.0046	0.2810	Oversupply
4/4/2020 15:02	0:04	17-2	0.0285	0.7500	Oversupply
4/4/2020 15:02	0:01	SSA2	0.0021	2.5190	Oversupply
4/4/2020 15:02	0:01	SSA3	0.0051	2.5190	Oversupply
4/4/2020 15:04	0:01	SSA2	0.0021	2.7260	Oversupply
4/4/2020 15:04	0:01	SSA3	0.0051	2.7260	Oversupply
4/6/2020 10:02	0:01	SSA2	0.0218	1.1720	Oversupply
4/6/2020 10:02	0:01	SSA3	0.0220	1.1720	Oversupply
4/6/2020 10:03	0:11	17-2	0.1368	0.7500	Oversupply
4/6/2020 10:03	0:01	SSA2	0.0218	0.8440	Oversupply
4/6/2020 10:03	0:01	SSA3	0.0220	0.8440	Oversupply
4/6/2020 10:04	0:01	SSA2	0.0218	0.6330	Oversupply
4/6/2020 10:04	0:01	SSA3	0.0220	0.6330	Oversupply
4/6/2020 10:05	0:05	BS250	Data not available	Data not available	Oversupply
4/6/2020 10:05	0:05	ESB	Data not available	Data not available	Oversupply
4/6/2020 10:05	0:04	SSA2	0.1084	0.0480	Oversupply
4/6/2020 10:05	0:04	SSA3	0.1095	0.0480	Oversupply
4/6/2020 10:06	0:04	5A	Data not available	Data not available	Oversupply
4/6/2020 10:06	0:04	SAG	Data not available	Data not available	Oversupply
4/6/2020 10:06	0:04	KWPPII	0.0443	1.2494	Oversupply
4/6/2020 10:09	0:01	SSA2	0.0218	-0.0030	Oversupply
4/6/2020 10:09	0:01	SSA3	0.0220	-0.0030	Oversupply
4/6/2020 10:10	0:01	SSA2	0.0209	-0.0030	Oversupply
4/6/2020 10:10	0:01	SSA3	0.0211	-0.0030	Oversupply
4/6/2020 10:11	0:01	SSA2	0.0218	0.0110	Oversupply
4/6/2020 10:11	0:01	SSA3	0.0220	0.0110	Oversupply



**Maui Curtailment Report**

April 2020

Start Date and Time	Duration (minutes)	IPP Curtailed	Estimated Curtailed MWH	Peak MW Curtailed	Reasons for Curtailment
4/6/2020 10:12	0:01	SSA2	0.0218	0.3410	Oversupply
4/6/2020 10:12	0:01	SSA3	0.0220	0.3410	Oversupply
4/6/2020 10:20	0:01	SSA2	0.0065	2.8390	Oversupply
4/6/2020 10:20	0:01	SSA3	0.0021	2.8390	Oversupply
4/6/2020 10:21	0:03	17-2	0.0328	0.7500	Oversupply
4/6/2020 10:21	0:01	SSA2	0.0065	2.7960	Oversupply
4/6/2020 10:21	0:01	SSA3	0.0021	2.7960	Oversupply
4/6/2020 10:22	0:01	SSA2	0.0065	2.9070	Oversupply
4/6/2020 10:22	0:01	SSA3	0.0021	2.9070	Oversupply
4/6/2020 10:32	0:01	SSA2	0.0266	2.5670	Oversupply
4/6/2020 10:32	0:01	SSA3	0.0254	2.5670	Oversupply
4/6/2020 10:33	0:13	17-2	0.1469	0.7500	Oversupply
4/6/2020 10:33	0:01	SSA2	0.0266	0.4990	Oversupply
4/6/2020 10:33	0:01	SSA3	0.0254	0.4990	Oversupply
4/6/2020 10:34	0:02	SSA2	0.0531	0.0290	Oversupply
4/6/2020 10:34	0:02	SSA3	0.0507	0.0290	Oversupply
4/6/2020 10:35	0:01	BS250	Data not available	Data not available	Oversupply
4/6/2020 10:35	0:01	ESB	Data not available	Data not available	Oversupply
4/6/2020 10:35	0:02	KWPPII	0.0178	3.2304	Oversupply
4/6/2020 10:36	0:01	SSA2	0.0266	-0.0030	Oversupply
4/6/2020 10:36	0:01	SSA3	0.0254	-0.0030	Oversupply
4/6/2020 10:37	0:01	SSA2	0.0266	-0.0030	Oversupply
4/6/2020 10:37	0:01	SSA3	0.0254	-0.0030	Oversupply
4/6/2020 10:38	0:01	SSA2	0.0266	-0.0030	Oversupply
4/6/2020 10:38	0:01	SSA3	0.0254	-0.0030	Oversupply
4/6/2020 10:39	0:03	SSA2	0.1063	-0.0030	Oversupply
4/6/2020 10:39	0:03	SSA3	0.1015	-0.0030	Oversupply
4/6/2020 10:40	0:03	BS250	Data not available	Data not available	Oversupply
4/6/2020 10:40	0:03	ESB	Data not available	Data not available	Oversupply
4/6/2020 10:40	0:04	KWPPII	0.0654	3.6296	Oversupply
4/6/2020 10:43	0:01	SSA2	0.0266	0.1340	Oversupply
4/6/2020 10:43	0:01	SSA3	0.0254	0.1340	Oversupply
4/6/2020 10:44	0:01	SSA2	0.0266	0.6180	Oversupply
4/6/2020 10:44	0:01	SSA3	0.0254	0.6180	Oversupply
4/6/2020 10:50	0:02	17-2	0.0124	0.7500	Oversupply
4/6/2020 13:11	0:02	17-2	0.0015	0.3590	Oversupply
4/7/2020 1:11	0:02	AWE	0.0033	0.1000	Oversupply
4/7/2020 8:16	0:01	AWE	0.0033	0.2000	Oversupply
4/7/2020 9:37	0:10	17-2	0.0441	0.7500	Oversupply
4/7/2020 9:37	0:01	SSA2	0.0039	2.0870	Oversupply
4/7/2020 9:37	0:01	SSA3	0.0018	2.0870	Oversupply
4/7/2020 9:38	0:01	SSA2	0.0039	2.1040	Oversupply
4/7/2020 9:38	0:01	SSA3	0.0018	2.1040	Oversupply
4/7/2020 9:39	0:01	SSA2	0.0039	0.1680	Oversupply
4/7/2020 9:39	0:01	SSA3	0.0018	0.1680	Oversupply
4/7/2020 9:40	0:01	SSA2	0.0039	0.5040	Oversupply
4/7/2020 9:40	0:01	SSA3	0.0018	0.5040	Oversupply
4/7/2020 9:40	0:01	SSA2	0.0039	1.4280	Oversupply
4/7/2020 9:40	0:01	SSA3	0.0018	1.4280	Oversupply
4/7/2020 9:41	0:01	SSA2	0.0039	2.1340	Oversupply
4/7/2020 9:41	0:01	SSA3	0.0018	2.1340	Oversupply
4/7/2020 9:42	0:01	SSA2	0.0039	1.0130	Oversupply
4/7/2020 9:42	0:01	SSA3	0.0018	1.0130	Oversupply
4/7/2020 9:44	0:01	SSA2	0.0079	2.1710	Oversupply
4/7/2020 9:44	0:01	SSA3	0.0064	2.1710	Oversupply
4/7/2020 9:46	0:01	SSA2	0.0211	2.1740	Oversupply
4/7/2020 9:46	0:01	SSA3	0.0232	2.1740	Oversupply
4/7/2020 9:47	0:01	SSA2	0.0207	2.2140	Oversupply
4/7/2020 9:47	0:01	SSA3	0.0227	2.2140	Oversupply
4/7/2020 9:48	0:30	17-2	0.2810	0.7500	Oversupply
4/7/2020 9:48	0:01	SSA2	0.0216	2.2170	Oversupply
4/7/2020 9:48	0:01	SSA3	0.0236	2.2170	Oversupply
4/7/2020 9:49	0:01	SSA2	0.0216	0.0490	Oversupply
4/7/2020 9:49	0:01	SSA3	0.0236	0.0490	Oversupply
4/7/2020 9:50	0:01	SSA2	0.0216	0.7250	Oversupply
4/7/2020 9:50	0:01	SSA3	0.0236	0.7250	Oversupply
4/7/2020 9:51	0:08	BS250	Data not available	Data not available	Oversupply
4/7/2020 9:51	0:08	ESB	Data not available	Data not available	Oversupply
4/7/2020 9:51	0:04	SSA2	0.1078	0.0320	Oversupply
4/7/2020 9:51	0:04	SSA3	0.1181	0.0320	Oversupply
4/7/2020 9:52	0:03	AWE	0.0282	5.2000	Oversupply
4/7/2020 9:52	0:04	KWPPII	0.0056	0.1287	Oversupply
4/7/2020 9:55	0:01	SSA2	0.0216	-0.0020	Oversupply
4/7/2020 9:55	0:01	SSA3	0.0236	-0.0020	Oversupply
4/7/2020 9:56	0:03	SSA2	0.0647	-0.0030	Oversupply



**Maui Curtailment Report**

April 2020

Start Date and Time	Duration (minutes)	IPP Curtailed	Estimated Curtailed MWH	Peak MW Curtailed	Reasons for Curtailment
4/7/2020 9:56	0:03	SSA3	0.0708	-0.0030	Oversupply
4/7/2020 9:57	0:01	AWE	0.0022	4.2000	Oversupply
4/7/2020 9:57	0:02	KWP11	0.0031	0.1766	Oversupply
4/7/2020 9:59	0:01	SSA2	0.0216	0.0560	Oversupply
4/7/2020 9:59	0:01	SSA3	0.0236	0.0560	Oversupply
4/7/2020 9:59	0:01	SSA2	0.0189	0.7000	Oversupply
4/7/2020 9:59	0:01	SSA3	0.0181	0.7000	Oversupply
4/7/2020 10:00	0:01	SSA2	0.0213	0.6290	Oversupply
4/7/2020 10:00	0:01	SSA3	0.0235	0.6290	Oversupply
4/7/2020 10:01	0:01	SSA2	0.0209	0.3580	Oversupply
4/7/2020 10:01	0:01	SSA3	0.0230	0.3580	Oversupply
4/7/2020 10:02	0:01	SSA2	0.0213	1.0780	Oversupply
4/7/2020 10:02	0:01	SSA3	0.0235	1.0780	Oversupply
4/7/2020 10:03	0:01	SSA2	0.0205	0.3060	Oversupply
4/7/2020 10:03	0:01	SSA3	0.0226	0.3060	Oversupply
4/7/2020 10:04	0:01	SSA2	0.0213	0.4230	Oversupply
4/7/2020 10:04	0:01	SSA3	0.0235	0.4230	Oversupply
4/7/2020 10:05	0:01	SSA2	0.0209	0.0930	Oversupply
4/7/2020 10:05	0:01	SSA3	0.0230	0.0930	Oversupply
4/7/2020 10:05	0:01	SSA2	0.0209	0.0280	Oversupply
4/7/2020 10:05	0:01	SSA3	0.0230	0.0280	Oversupply
4/7/2020 10:06	0:01	SSA2	0.0213	0.3870	Oversupply
4/7/2020 10:06	0:01	SSA3	0.0235	0.3870	Oversupply
4/7/2020 10:07	0:01	SSA2	0.0209	0.4840	Oversupply
4/7/2020 10:07	0:01	SSA3	0.0230	0.4840	Oversupply
4/7/2020 10:08	0:01	SSA2	0.0213	0.2580	Oversupply
4/7/2020 10:08	0:01	SSA3	0.0235	0.2580	Oversupply
4/7/2020 10:09	0:01	SSA2	0.0213	0.7510	Oversupply
4/7/2020 10:09	0:01	SSA3	0.0235	0.7510	Oversupply
4/7/2020 10:10	0:01	SSA2	0.0213	0.7840	Oversupply
4/7/2020 10:10	0:01	SSA3	0.0235	0.7840	Oversupply
4/7/2020 10:11	0:01	SSA2	0.0205	1.3870	Oversupply
4/7/2020 10:11	0:01	SSA3	0.0226	1.3870	Oversupply
4/7/2020 10:11	0:01	SSA2	0.0213	1.4640	Oversupply
4/7/2020 10:11	0:01	SSA3	0.0235	1.4640	Oversupply
4/7/2020 10:12	0:01	SSA2	0.0213	1.7920	Oversupply
4/7/2020 10:12	0:01	SSA3	0.0235	1.7920	Oversupply
4/7/2020 10:13	0:01	SSA2	0.0213	2.0500	Oversupply
4/7/2020 10:13	0:01	SSA3	0.0235	2.0500	Oversupply
4/7/2020 10:41	0:02	17-2	0.0080	0.7500	Oversupply
4/7/2020 10:41	0:01	SSA2	0.0027	1.8140	Oversupply
4/7/2020 10:41	0:01	SSA3	0.0002	1.8140	Oversupply
4/7/2020 10:42	0:01	SSA2	0.0027	2.0790	Oversupply
4/7/2020 10:42	0:01	SSA3	0.0002	2.0790	Oversupply
4/7/2020 10:45	0:59	17-2	0.5138	0.7500	Oversupply
4/7/2020 10:46	0:01	SSA2	0.0071	2.9800	Oversupply
4/7/2020 10:46	0:01	SSA3	0.0085	2.9800	Oversupply
4/7/2020 10:47	0:01	SSA2	0.0071	2.9320	Oversupply
4/7/2020 10:47	0:01	SSA3	0.0085	2.9320	Oversupply
4/7/2020 10:48	0:01	SSA2	0.0071	2.3930	Oversupply
4/7/2020 10:48	0:01	SSA3	0.0085	2.3930	Oversupply
4/7/2020 10:49	0:01	SSA2	0.0071	1.9740	Oversupply
4/7/2020 10:49	0:01	SSA3	0.0085	1.9740	Oversupply
4/7/2020 10:49	0:01	SSA2	0.0071	2.5070	Oversupply
4/7/2020 10:49	0:01	SSA3	0.0085	2.5070	Oversupply
4/7/2020 10:52	0:01	SSA2	0.0071	2.7920	Oversupply
4/7/2020 10:52	0:01	SSA3	0.0085	2.7920	Oversupply
4/7/2020 10:54	0:01	SSA2	0.0071	2.3010	Oversupply
4/7/2020 10:54	0:01	SSA3	0.0085	2.3010	Oversupply
4/7/2020 10:56	0:01	SSA2	0.0071	0.3930	Oversupply
4/7/2020 10:56	0:01	SSA3	0.0085	0.3930	Oversupply
4/7/2020 10:59	0:01	SSA2	0.0134	1.3310	Oversupply
4/7/2020 10:59	0:01	SSA3	0.0144	1.3310	Oversupply
4/7/2020 11:00	0:01	SSA2	0.0235	1.2160	Oversupply
4/7/2020 11:00	0:01	SSA3	0.0237	1.2160	Oversupply
4/7/2020 11:01	0:01	SSA2	0.0235	0.1060	Oversupply
4/7/2020 11:01	0:01	SSA3	0.0237	0.1060	Oversupply
4/7/2020 11:02	0:01	SSA2	0.0226	1.2470	Oversupply
4/7/2020 11:02	0:01	SSA3	0.0228	1.2470	Oversupply
4/7/2020 11:02	0:01	SSA2	0.0235	0.1140	Oversupply
4/7/2020 11:02	0:01	SSA3	0.0237	0.1140	Oversupply
4/7/2020 11:03	0:01	SSA2	0.0235	1.1510	Oversupply
4/7/2020 11:03	0:01	SSA3	0.0237	1.1510	Oversupply
4/7/2020 11:04	0:01	SSA2	0.0235	1.6600	Oversupply
4/7/2020 11:04	0:01	SSA3	0.0237	1.6600	Oversupply



**Maui Curtailment Report**

April 2020

Start Date and Time	Duration (minutes)	IPP Curtailed	Estimated Curtailed MWH	Peak MW Curtailed	Reasons for Curtailment
4/7/2020 11:05	0:01	SSA2	0.0235	1.0940	Oversupply
4/7/2020 11:05	0:01	SSA3	0.0237	1.0940	Oversupply
4/7/2020 11:06	0:01	SSA2	0.0235	1.4330	Oversupply
4/7/2020 11:06	0:01	SSA3	0.0237	1.4330	Oversupply
4/7/2020 11:07	0:01	SSA2	0.0235	1.4540	Oversupply
4/7/2020 11:07	0:01	SSA3	0.0237	1.4540	Oversupply
4/7/2020 11:08	0:01	SSA2	0.0235	0.7350	Oversupply
4/7/2020 11:08	0:01	SSA3	0.0237	0.7350	Oversupply
4/7/2020 11:08	0:01	SSA2	0.0235	1.3030	Oversupply
4/7/2020 11:08	0:01	SSA3	0.0237	1.3030	Oversupply
4/7/2020 11:09	0:01	SSA2	0.0235	0.9430	Oversupply
4/7/2020 11:09	0:01	SSA3	0.0237	0.9430	Oversupply
4/7/2020 11:10	0:01	SSA2	0.0235	0.7690	Oversupply
4/7/2020 11:10	0:01	SSA3	0.0237	0.7690	Oversupply
4/7/2020 11:11	0:01	SSA2	0.0235	0.7840	Oversupply
4/7/2020 11:11	0:01	SSA3	0.0237	0.7840	Oversupply
4/7/2020 11:12	0:01	SSA2	0.0226	1.1010	Oversupply
4/7/2020 11:12	0:01	SSA3	0.0228	1.1010	Oversupply
4/7/2020 11:13	0:01	SSA2	0.0235	1.3590	Oversupply
4/7/2020 11:13	0:01	SSA3	0.0237	1.3590	Oversupply
4/7/2020 11:14	0:01	SSA2	0.0235	1.2370	Oversupply
4/7/2020 11:14	0:01	SSA3	0.0237	1.2370	Oversupply
4/7/2020 11:15	0:01	SSA2	0.0231	0.9100	Oversupply
4/7/2020 11:15	0:01	SSA3	0.0222	0.9100	Oversupply
4/7/2020 11:15	0:01	SSA2	0.0231	0.1320	Oversupply
4/7/2020 11:15	0:01	SSA3	0.0222	0.1320	Oversupply
4/7/2020 11:16	0:01	SSA2	0.0226	0.7180	Oversupply
4/7/2020 11:16	0:01	SSA3	0.0217	0.7180	Oversupply
4/7/2020 11:17	0:01	SSA2	0.0231	1.9120	Oversupply
4/7/2020 11:17	0:01	SSA3	0.0222	1.9120	Oversupply
4/7/2020 11:18	0:01	SSA2	0.0231	1.6450	Oversupply
4/7/2020 11:18	0:01	SSA3	0.0222	1.6450	Oversupply
4/7/2020 11:19	0:01	SSA2	0.0231	1.1300	Oversupply
4/7/2020 11:19	0:01	SSA3	0.0222	1.1300	Oversupply
4/7/2020 11:20	0:01	SSA2	0.0231	0.8990	Oversupply
4/7/2020 11:20	0:01	SSA3	0.0222	0.8990	Oversupply
4/7/2020 11:21	0:01	SSA2	0.0231	0.5630	Oversupply
4/7/2020 11:21	0:01	SSA3	0.0222	0.5630	Oversupply
4/7/2020 11:21	0:01	SSA2	0.0231	0.4850	Oversupply
4/7/2020 11:21	0:01	SSA3	0.0222	0.4850	Oversupply
4/7/2020 11:22	0:01	SSA2	0.0231	1.2720	Oversupply
4/7/2020 11:22	0:01	SSA3	0.0222	1.2720	Oversupply
4/7/2020 11:23	0:01	SSA2	0.0231	0.6030	Oversupply
4/7/2020 11:23	0:01	SSA3	0.0222	0.6030	Oversupply
4/7/2020 11:24	0:01	SSA2	0.0222	1.5730	Oversupply
4/7/2020 11:24	0:01	SSA3	0.0213	1.5730	Oversupply
4/7/2020 11:25	0:01	SSA2	0.0244	1.1510	Oversupply
4/7/2020 11:25	0:01	SSA3	0.0234	1.1510	Oversupply
4/7/2020 11:26	0:01	SSA2	0.0231	1.9480	Oversupply
4/7/2020 11:26	0:01	SSA3	0.0222	1.9480	Oversupply
4/7/2020 11:27	0:01	SSA2	0.0222	1.3730	Oversupply
4/7/2020 11:27	0:01	SSA3	0.0213	1.3730	Oversupply
4/7/2020 11:27	0:01	SSA2	0.0231	2.4560	Oversupply
4/7/2020 11:27	0:01	SSA3	0.0222	2.4560	Oversupply
4/7/2020 11:28	0:01	SSA2	0.0231	2.5800	Oversupply
4/7/2020 11:28	0:01	SSA3	0.0222	2.5800	Oversupply
4/7/2020 11:29	0:01	SSA2	0.0138	2.6850	Oversupply
4/7/2020 11:29	0:01	SSA3	0.0132	2.6850	Oversupply
4/7/2020 11:31	0:01	SSA2	0.0089	2.6630	Oversupply
4/7/2020 11:31	0:01	SSA3	0.0085	2.6630	Oversupply
4/7/2020 11:32	0:01	SSA2	0.0085	1.2460	Oversupply
4/7/2020 11:32	0:01	SSA3	0.0081	1.2460	Oversupply
4/7/2020 11:33	0:01	SSA2	0.0089	1.8310	Oversupply
4/7/2020 11:33	0:01	SSA3	0.0085	1.8310	Oversupply
4/7/2020 11:34	0:01	SSA2	0.0089	2.2610	Oversupply
4/7/2020 11:34	0:01	SSA3	0.0085	2.2610	Oversupply
4/7/2020 11:35	0:01	SSA2	0.0087	2.0690	Oversupply
4/7/2020 11:35	0:01	SSA3	0.0083	2.0690	Oversupply
4/7/2020 11:36	0:01	SSA2	0.0089	2.0570	Oversupply
4/7/2020 11:36	0:01	SSA3	0.0085	2.0570	Oversupply
4/7/2020 11:37	0:01	SSA2	0.0085	2.2710	Oversupply
4/7/2020 11:37	0:01	SSA3	0.0081	2.2710	Oversupply
4/7/2020 11:38	0:01	SSA2	0.0089	2.4530	Oversupply
4/7/2020 11:38	0:01	SSA3	0.0085	2.4530	Oversupply
4/7/2020 11:39	0:01	SSA2	0.0089	2.6750	Oversupply





**Maui Curtailment Report**

April 2020

Start Date and Time	Duration (minutes)	IPP Curtailed	Estimated Curtailed MWH	Peak MW Curtailed	Reasons for Curtailment
4/7/2020 11:39	0:01	SSA3	0.0085	2.6750	Oversupply
4/7/2020 11:40	0:01	SSA2	0.0089	2.9360	Oversupply
4/7/2020 11:40	0:01	SSA3	0.0085	2.9360	Oversupply
4/7/2020 11:40	0:01	SSA2	0.0089	2.6300	Oversupply
4/7/2020 11:40	0:01	SSA3	0.0085	2.6300	Oversupply
4/7/2020 11:41	0:01	SSA2	0.0089	1.2020	Oversupply
4/7/2020 11:41	0:01	SSA3	0.0085	1.2020	Oversupply
4/7/2020 11:45	1:24	17-2	1.0242	0.7500	Oversupply
4/7/2020 11:45	0:01	SSA2	0.0359	2.4160	Oversupply
4/7/2020 11:45	0:01	SSA3	0.0351	2.4160	Oversupply
4/7/2020 11:46	0:01	SSA2	0.0359	0.7810	Oversupply
4/7/2020 11:46	0:01	SSA3	0.0351	0.7810	Oversupply
4/7/2020 11:46	0:01	SSA2	0.0352	0.5400	Oversupply
4/7/2020 11:46	0:01	SSA3	0.0344	0.5400	Oversupply
4/7/2020 11:47	0:01	SSA2	0.0359	0.3790	Oversupply
4/7/2020 11:47	0:01	SSA3	0.0351	0.3790	Oversupply
4/7/2020 11:48	0:01	SSA2	0.0359	0.2090	Oversupply
4/7/2020 11:48	0:01	SSA3	0.0351	0.2090	Oversupply
4/7/2020 11:49	0:01	SSA2	0.0359	0.0420	Oversupply
4/7/2020 11:49	0:01	SSA3	0.0351	0.0420	Oversupply
4/7/2020 11:50	0:01	SSA2	0.0359	0.3650	Oversupply
4/7/2020 11:50	0:01	SSA3	0.0351	0.3650	Oversupply
4/7/2020 11:51	0:01	SSA2	0.0359	0.4820	Oversupply
4/7/2020 11:51	0:01	SSA3	0.0351	0.4820	Oversupply
4/7/2020 11:52	0:01	SSA2	0.0359	0.7920	Oversupply
4/7/2020 11:52	0:01	SSA3	0.0351	0.7920	Oversupply
4/7/2020 11:53	0:01	SSA2	0.0359	0.1130	Oversupply
4/7/2020 11:53	0:01	SSA3	0.0351	0.1130	Oversupply
4/7/2020 11:53	0:01	SSA2	0.0359	0.2210	Oversupply
4/7/2020 11:53	0:01	SSA3	0.0351	0.2210	Oversupply
4/7/2020 11:54	0:01	SSA2	0.0359	0.2890	Oversupply
4/7/2020 11:54	0:01	SSA3	0.0351	0.2890	Oversupply
4/7/2020 11:55	0:02	SSA2	0.0710	0.3830	Oversupply
4/7/2020 11:55	0:02	SSA3	0.0695	0.3830	Oversupply
4/7/2020 11:56	0:01	BS250	Data not available	Data not available	Oversupply
4/7/2020 11:56	0:01	ESB	Data not available	Data not available	Oversupply
4/7/2020 11:57	0:01	SSA2	0.0359	-0.0030	Oversupply
4/7/2020 11:57	0:01	SSA3	0.0351	-0.0030	Oversupply
4/7/2020 11:58	0:01	SSA2	0.0359	-0.0030	Oversupply
4/7/2020 11:58	0:01	SSA3	0.0351	-0.0030	Oversupply
4/7/2020 11:59	0:01	SSA2	0.0359	-0.0030	Oversupply
4/7/2020 11:59	0:01	SSA3	0.0351	-0.0030	Oversupply
4/7/2020 11:59	0:01	SSA2	0.0352	-0.0030	Oversupply
4/7/2020 11:59	0:01	SSA3	0.0330	-0.0030	Oversupply
4/7/2020 12:00	0:01	SSA2	0.0352	-0.0030	Oversupply
4/7/2020 12:00	0:01	SSA3	0.0328	-0.0030	Oversupply
4/7/2020 12:01	0:01	BS250	Data not available	Data not available	Oversupply
4/7/2020 12:01	0:01	ESB	Data not available	Data not available	Oversupply
4/7/2020 12:01	0:01	SSA2	0.0365	-0.0030	Oversupply
4/7/2020 12:01	0:01	SSA3	0.0341	-0.0030	Oversupply
4/7/2020 12:02	0:01	SSA2	0.0352	0.1920	Oversupply
4/7/2020 12:02	0:01	SSA3	0.0328	0.1920	Oversupply
4/7/2020 12:03	0:01	SSA2	0.0352	0.5480	Oversupply
4/7/2020 12:03	0:01	SSA3	0.0328	0.5480	Oversupply
4/7/2020 12:04	0:01	SSA2	0.0352	0.9540	Oversupply
4/7/2020 12:04	0:01	SSA3	0.0328	0.9540	Oversupply
4/7/2020 12:05	0:01	SSA2	0.0352	2.5470	Oversupply
4/7/2020 12:05	0:01	SSA3	0.0328	2.5470	Oversupply
4/7/2020 12:06	0:01	SSA2	0.0352	1.0780	Oversupply
4/7/2020 12:06	0:01	SSA3	0.0328	1.0780	Oversupply
4/7/2020 12:06	0:01	SSA2	0.0352	1.6200	Oversupply
4/7/2020 12:06	0:01	SSA3	0.0328	1.6200	Oversupply
4/7/2020 12:07	0:01	SSA2	0.0352	0.9310	Oversupply
4/7/2020 12:07	0:01	SSA3	0.0328	0.9310	Oversupply
4/7/2020 12:08	0:04	ESB	Data not available	Data not available	Oversupply
4/7/2020 12:08	0:01	SSA2	0.0352	0.0480	Oversupply
4/7/2020 12:08	0:01	SSA3	0.0328	0.0480	Oversupply
4/7/2020 12:09	0:03	BS250	Data not available	Data not available	Oversupply
4/7/2020 12:09	0:01	SSA2	0.0352	0.0120	Oversupply
4/7/2020 12:09	0:01	SSA3	0.0328	0.0120	Oversupply
4/7/2020 12:10	0:02	SSA2	0.0703	-0.0030	Oversupply
4/7/2020 12:10	0:02	SSA3	0.0656	-0.0030	Oversupply
4/7/2020 12:12	0:01	SSA2	0.0352	-0.0030	Oversupply
4/7/2020 12:12	0:01	SSA3	0.0328	-0.0030	Oversupply
4/7/2020 12:12	0:01	SSA2	0.0352	-0.0030	Oversupply



**Maui Curtailment Report**

April 2020

Start Date and Time	Duration (minutes)	IPP Curtailed	Estimated Curtailed MWH	Peak MW Curtailed	Reasons for Curtailment
4/7/2020 12:12	0:01	SSA3	0.0328	-0.0030	Oversupply
4/7/2020 12:13	0:01	SSA2	0.0352	-0.0030	Oversupply
4/7/2020 12:13	0:01	SSA3	0.0328	-0.0030	Oversupply
4/7/2020 12:14	0:01	SSA2	0.0354	0.0470	Oversupply
4/7/2020 12:14	0:01	SSA3	0.0334	0.0470	Oversupply
4/7/2020 12:15	0:01	SSA2	0.0356	0.1730	Oversupply
4/7/2020 12:15	0:01	SSA3	0.0338	0.1730	Oversupply
4/7/2020 12:16	0:01	SSA2	0.0356	0.1720	Oversupply
4/7/2020 12:16	0:01	SSA3	0.0338	0.1720	Oversupply
4/7/2020 12:17	0:01	SSA2	0.0349	0.1500	Oversupply
4/7/2020 12:17	0:01	SSA3	0.0331	0.1500	Oversupply
4/7/2020 12:18	0:02	SSA2	0.0711	0.2040	Oversupply
4/7/2020 12:18	0:02	SSA3	0.0675	0.2040	Oversupply
4/7/2020 12:19	0:01	SSA2	0.0356	0.6870	Oversupply
4/7/2020 12:19	0:01	SSA3	0.0338	0.6870	Oversupply
4/7/2020 12:20	0:01	SSA2	0.0356	0.4410	Oversupply
4/7/2020 12:20	0:01	SSA3	0.0338	0.4410	Oversupply
4/7/2020 12:21	0:01	SSA2	0.0356	1.2990	Oversupply
4/7/2020 12:21	0:01	SSA3	0.0338	1.2990	Oversupply
4/7/2020 12:22	0:02	SSA2	0.0704	0.0240	Oversupply
4/7/2020 12:22	0:02	SSA3	0.0669	0.0240	Oversupply
4/7/2020 12:24	0:01	SSA2	0.0356	0.0460	Oversupply
4/7/2020 12:24	0:01	SSA3	0.0338	0.0460	Oversupply
4/7/2020 12:25	0:01	SSA2	0.0356	0.2480	Oversupply
4/7/2020 12:25	0:01	SSA3	0.0338	0.2480	Oversupply
4/7/2020 12:25	0:01	SSA2	0.0356	0.5110	Oversupply
4/7/2020 12:25	0:01	SSA3	0.0338	0.5110	Oversupply
4/7/2020 12:26	0:01	SSA2	0.0356	1.0020	Oversupply
4/7/2020 12:26	0:01	SSA3	0.0338	1.0020	Oversupply
4/7/2020 12:27	0:01	SSA2	0.0356	0.3350	Oversupply
4/7/2020 12:27	0:01	SSA3	0.0338	0.3350	Oversupply
4/7/2020 12:28	0:01	SSA2	0.0356	0.3110	Oversupply
4/7/2020 12:28	0:01	SSA3	0.0338	0.3110	Oversupply
4/7/2020 12:29	0:01	SSA2	0.0351	0.0680	Oversupply
4/7/2020 12:29	0:01	SSA3	0.0337	0.0680	Oversupply
4/7/2020 12:30	0:01	SSA2	0.0338	0.7520	Oversupply
4/7/2020 12:30	0:01	SSA3	0.0335	0.7520	Oversupply
4/7/2020 12:31	0:01	SSA2	0.0338	1.2240	Oversupply
4/7/2020 12:31	0:01	SSA3	0.0335	1.2240	Oversupply
4/7/2020 12:31	0:01	SSA2	0.0338	1.3250	Oversupply
4/7/2020 12:31	0:01	SSA3	0.0335	1.3250	Oversupply
4/7/2020 12:32	0:01	SSA2	0.0338	0.7560	Oversupply
4/7/2020 12:32	0:01	SSA3	0.0335	0.7560	Oversupply
4/7/2020 12:33	0:01	SSA2	0.0338	1.1860	Oversupply
4/7/2020 12:33	0:01	SSA3	0.0335	1.1860	Oversupply
4/7/2020 12:34	0:01	SSA2	0.0332	0.5700	Oversupply
4/7/2020 12:34	0:01	SSA3	0.0329	0.5700	Oversupply
4/7/2020 12:35	0:01	SSA2	0.0338	1.2150	Oversupply
4/7/2020 12:35	0:01	SSA3	0.0335	1.2150	Oversupply
4/7/2020 12:36	0:01	SSA2	0.0338	0.9490	Oversupply
4/7/2020 12:36	0:01	SSA3	0.0335	0.9490	Oversupply
4/7/2020 12:37	0:01	SSA2	0.0325	0.8720	Oversupply
4/7/2020 12:37	0:01	SSA3	0.0322	0.8720	Oversupply
4/7/2020 12:38	0:01	BS250	Data not available	Data not available	Oversupply
4/7/2020 12:38	0:01	ESB	Data not available	Data not available	Oversupply
4/7/2020 12:38	0:01	SSA2	0.0325	0.1170	Oversupply
4/7/2020 12:38	0:01	SSA3	0.0323	0.1170	Oversupply
4/7/2020 12:38	0:01	SSA2	0.0338	0.0560	Oversupply
4/7/2020 12:38	0:01	SSA3	0.0335	0.0560	Oversupply
4/7/2020 12:39	0:01	SSA2	0.0338	0.1920	Oversupply
4/7/2020 12:39	0:01	SSA3	0.0335	0.1920	Oversupply
4/7/2020 12:40	0:02	BS250	Data not available	Data not available	Oversupply
4/7/2020 12:40	0:02	ESB	Data not available	Data not available	Oversupply
4/7/2020 12:40	0:02	SSA2	0.0677	0.0230	Oversupply
4/7/2020 12:40	0:02	SSA3	0.0671	0.0230	Oversupply
4/7/2020 12:41	0:02	KWP11	0.0145	2.3003	Oversupply
4/7/2020 12:42	0:01	SSA2	0.0338	0.0070	Oversupply
4/7/2020 12:42	0:01	SSA3	0.0335	0.0070	Oversupply
4/7/2020 12:43	0:01	SSA2	0.0338	0.1100	Oversupply
4/7/2020 12:43	0:01	SSA3	0.0335	0.1100	Oversupply
4/7/2020 12:44	0:07	ESB	Data not available	Data not available	Oversupply
4/7/2020 12:44	0:01	SSA2	0.0325	0.0840	Oversupply
4/7/2020 12:44	0:01	SSA3	0.0322	0.0840	Oversupply
4/7/2020 12:44	0:06	SSA2	0.2862	0.0070	Oversupply
4/7/2020 12:44	0:06	SSA3	0.2811	0.0070	Oversupply





Maui Curtailment Report

April 2020

Start Date and Time	Duration (minutes)	IPP Curtailed	Estimated Curtailed MWH	Peak MW Curtailed	Reasons for Curtailment
4/7/2020 12:45	0:06	BS250	Data not available	Data not available	Oversupply
4/7/2020 12:46	0:05	KWP11	0.0577	1.2474	Oversupply
4/7/2020 12:47	0:04	AWE	0.0508	17.6000	Oversupply
4/7/2020 12:50	0:01	SSA2	0.0413	0.0130	Oversupply
4/7/2020 12:50	0:01	SSA3	0.0405	0.0130	Oversupply
4/7/2020 12:51	0:02	SSA2	0.0826	0.1200	Oversupply
4/7/2020 12:51	0:02	SSA3	0.0811	0.1200	Oversupply
4/7/2020 12:52	0:01	BS250	Data not available	Data not available	Oversupply
4/7/2020 12:52	0:01	ESB	Data not available	Data not available	Oversupply
4/7/2020 12:53	0:01	AWE	0.0036	18.2000	Oversupply
4/7/2020 12:53	0:06	KWP11	0.0300	0.7604	Oversupply
4/7/2020 12:53	0:01	SSA2	0.0413	0.0750	Oversupply
4/7/2020 12:53	0:01	SSA3	0.0405	0.0750	Oversupply
4/7/2020 12:54	0:01	BS250	Data not available	Data not available	Oversupply
4/7/2020 12:54	0:01	ESB	Data not available	Data not available	Oversupply
4/7/2020 12:54	0:04	SSA2	0.2048	0.0210	Oversupply
4/7/2020 12:54	0:04	SSA3	0.2011	0.0210	Oversupply
4/7/2020 12:56	0:01	BS250	Data not available	Data not available	Oversupply
4/7/2020 12:56	0:01	ESB	Data not available	Data not available	Oversupply
4/7/2020 12:58	0:01	SSA2	0.0413	-0.0030	Oversupply
4/7/2020 12:58	0:01	SSA3	0.0405	-0.0030	Oversupply
4/7/2020 12:59	0:01	SSA2	0.0299	-0.0020	Oversupply
4/7/2020 12:59	0:01	SSA3	0.0242	-0.0020	Oversupply
4/7/2020 13:00	0:01	SSA2	0.0166	-0.0030	Oversupply
4/7/2020 13:00	0:01	SSA3	0.0051	-0.0030	Oversupply
4/7/2020 13:01	0:01	SSA2	0.0166	-0.0030	Oversupply
4/7/2020 13:01	0:01	SSA3	0.0051	-0.0030	Oversupply
4/7/2020 13:02	0:01	SSA2	0.0162	0.1190	Oversupply
4/7/2020 13:02	0:01	SSA3	0.0050	0.1190	Oversupply
4/7/2020 13:02	0:01	SSA2	0.0162	0.3380	Oversupply
4/7/2020 13:02	0:01	SSA3	0.0050	0.3380	Oversupply
4/7/2020 13:06	0:01	SSA2	0.0162	2.2720	Oversupply
4/7/2020 13:06	0:01	SSA3	0.0050	2.2720	Oversupply
4/7/2020 13:08	0:01	SSA2	0.0166	3.1830	Oversupply
4/7/2020 13:08	0:01	SSA3	0.0051	3.1830	Oversupply
4/7/2020 13:23	0:06	17-2	0.0525	0.7500	Oversupply
4/7/2020 13:23	0:01	SSA2	0.0014	2.4120	Oversupply
4/7/2020 13:23	0:01	SSA3	0.0019	2.4120	Oversupply
4/7/2020 13:24	0:01	SSA2	0.0014	2.6450	Oversupply
4/7/2020 13:24	0:01	SSA3	0.0019	2.6450	Oversupply
4/8/2020 10:38	0:01	AWE	0.0017	0.1000	Oversupply
4/8/2020 12:43	0:01	SSA2	0.0003	2.6690	Oversupply
4/8/2020 12:43	0:01	SSA3	-0.0004	2.6690	Oversupply
4/8/2020 12:44	0:01	17-2	0.0019	0.4390	Oversupply
4/8/2020 15:14	0:01	KWP	0.0009	0.4484	Oversupply
4/8/2020 15:15	0:01	AWE	0.0083	0.5000	Oversupply
4/8/2020 15:15	0:01	KWP11	0.0001	0.0080	Oversupply
4/8/2020 15:33	0:01	AWE	0.0017	0.1000	Oversupply
4/9/2020 10:14	0:02	17-2	0.0128	0.6770	Oversupply
4/9/2020 10:14	0:01	SSA2	-0.0017	2.6780	Oversupply
4/9/2020 10:14	0:01	SSA3	-0.0003	2.6780	Oversupply
4/9/2020 10:24	0:01	17-2	0.0012	0.7500	Oversupply
4/9/2020 11:15	0:03	17-2	0.0183	0.7500	Oversupply
4/9/2020 11:20	0:03	17-2	0.0159	0.7500	Oversupply
4/9/2020 11:21	0:01	SSA2	0.0081	2.4430	Oversupply
4/9/2020 11:21	0:01	SSA3	0.0070	2.4430	Oversupply
4/9/2020 11:26	1:06	17-2	0.8016	0.7500	Oversupply
4/9/2020 11:27	0:01	SSA2	0.0081	0.4760	Oversupply
4/9/2020 11:27	0:01	SSA3	0.0070	0.4760	Oversupply
4/9/2020 11:28	0:01	SSA2	0.0081	1.7680	Oversupply
4/9/2020 11:28	0:01	SSA3	0.0070	1.7680	Oversupply
4/9/2020 11:29	0:01	SSA2	0.0101	2.2130	Oversupply
4/9/2020 11:29	0:01	SSA3	0.0092	2.2130	Oversupply
4/9/2020 11:30	0:01	SSA2	0.0364	1.0620	Oversupply
4/9/2020 11:30	0:01	SSA3	0.0356	1.0620	Oversupply
4/9/2020 11:30	0:01	SSA2	0.0364	1.7990	Oversupply
4/9/2020 11:30	0:01	SSA3	0.0356	1.7990	Oversupply
4/9/2020 11:31	0:01	SSA2	0.0364	1.5250	Oversupply
4/9/2020 11:31	0:01	SSA3	0.0356	1.5250	Oversupply
4/9/2020 11:32	0:01	SSA2	0.0364	0.0600	Oversupply
4/9/2020 11:32	0:01	SSA3	0.0356	0.0600	Oversupply
4/9/2020 11:33	0:01	SSA2	0.0364	0.3980	Oversupply
4/9/2020 11:33	0:01	SSA3	0.0356	0.3980	Oversupply
4/9/2020 11:34	0:01	SSA2	0.0364	0.6930	Oversupply
4/9/2020 11:34	0:01	SSA3	0.0356	0.6930	Oversupply



Maui Curtailment Report

April 2020

Start Date and Time	Duration (minutes)	IPP Curtailed	Estimated Curtailed MWH	Peak MW Curtailed	Reasons for Curtailment
4/9/2020 11:35	0:07	BS250	Data not available	Data not available	Oversupply
4/9/2020 11:35	0:07	ESB	Data not available	Data not available	Oversupply
4/9/2020 11:35	0:07	SSA2	0.2896	0.0290	Oversupply
4/9/2020 11:35	0:07	SSA3	0.2836	0.0290	Oversupply
4/9/2020 11:36	0:06	KWPll	0.0530	3.2773	Oversupply
4/9/2020 11:42	0:01	SSA2	0.0364	0.0570	Oversupply
4/9/2020 11:42	0:01	SSA3	0.0356	0.0570	Oversupply
4/9/2020 11:43	0:01	SSA2	0.0364	0.1190	Oversupply
4/9/2020 11:43	0:01	SSA3	0.0356	0.1190	Oversupply
4/9/2020 11:43	0:01	SSA2	0.0364	0.1270	Oversupply
4/9/2020 11:43	0:01	SSA3	0.0356	0.1270	Oversupply
4/9/2020 11:44	0:01	SSA2	0.0347	0.0210	Oversupply
4/9/2020 11:44	0:01	SSA3	0.0322	0.0210	Oversupply
4/9/2020 11:45	0:01	SSA2	0.0335	0.1180	Oversupply
4/9/2020 11:45	0:01	SSA3	0.0304	0.1180	Oversupply
4/9/2020 11:46	0:01	SSA2	0.0341	0.1170	Oversupply
4/9/2020 11:46	0:01	SSA3	0.0310	0.1170	Oversupply
4/9/2020 11:47	0:01	SSA2	0.0341	0.3190	Oversupply
4/9/2020 11:47	0:01	SSA3	0.0310	0.3190	Oversupply
4/9/2020 11:48	0:01	SSA2	0.0341	0.5900	Oversupply
4/9/2020 11:48	0:01	SSA3	0.0310	0.5900	Oversupply
4/9/2020 11:49	0:01	SSA2	0.0341	1.3630	Oversupply
4/9/2020 11:49	0:01	SSA3	0.0310	1.3630	Oversupply
4/9/2020 11:49	0:01	SSA2	0.0341	2.7940	Oversupply
4/9/2020 11:49	0:01	SSA3	0.0310	2.7940	Oversupply
4/9/2020 11:50	0:01	SSA2	0.0341	1.4040	Oversupply
4/9/2020 11:50	0:01	SSA3	0.0310	1.4040	Oversupply
4/9/2020 11:51	0:01	SSA2	0.0354	0.7940	Oversupply
4/9/2020 11:51	0:01	SSA3	0.0322	0.7940	Oversupply
4/9/2020 11:52	0:01	SSA2	0.0341	0.6500	Oversupply
4/9/2020 11:52	0:01	SSA3	0.0310	0.6500	Oversupply
4/9/2020 11:53	0:03	SSA2	0.1352	0.0990	Oversupply
4/9/2020 11:53	0:03	SSA3	0.1228	0.0990	Oversupply
4/9/2020 11:54	0:03	BS250	Data not available	Data not available	Oversupply
4/9/2020 11:54	0:03	ESB	Data not available	Data not available	Oversupply
4/9/2020 11:55	0:02	KWPll	0.0319	2.4580	Oversupply
4/9/2020 11:56	0:01	SSA2	0.0341	0.0390	Oversupply
4/9/2020 11:56	0:01	SSA3	0.0310	0.0390	Oversupply
4/9/2020 11:57	0:01	SSA2	0.0341	0.1360	Oversupply
4/9/2020 11:57	0:01	SSA3	0.0310	0.1360	Oversupply
4/9/2020 11:58	0:07	SSA2	0.3084	0.0300	Oversupply
4/9/2020 11:58	0:07	SSA3	0.3042	0.0300	Oversupply
4/9/2020 11:59	0:06	BS250	Data not available	Data not available	Oversupply
4/9/2020 11:59	0:06	ESB	Data not available	Data not available	Oversupply
4/9/2020 11:59	0:07	KWPll	0.1049	2.5328	Oversupply
4/9/2020 12:05	0:01	SSA2	0.0391	0.1660	Oversupply
4/9/2020 12:05	0:01	SSA3	0.0392	0.1660	Oversupply
4/9/2020 12:06	0:01	SSA2	0.0391	0.6410	Oversupply
4/9/2020 12:06	0:01	SSA3	0.0392	0.6410	Oversupply
4/9/2020 12:07	0:02	BS250	Data not available	Data not available	Oversupply
4/9/2020 12:07	0:02	ESB	Data not available	Data not available	Oversupply
4/9/2020 12:07	0:02	KWPll	0.0060	1.9231	Oversupply
4/9/2020 12:07	0:02	SSA2	0.0798	0.0190	Oversupply
4/9/2020 12:07	0:02	SSA3	0.0800	0.0190	Oversupply
4/9/2020 12:08	0:01	SSA2	0.0399	0.2840	Oversupply
4/9/2020 12:08	0:01	SSA3	0.0400	0.2840	Oversupply
4/9/2020 12:09	0:01	SSA2	0.0399	0.6200	Oversupply
4/9/2020 12:09	0:01	SSA3	0.0400	0.6200	Oversupply
4/9/2020 12:10	0:08	BS250	Data not available	Data not available	Oversupply
4/9/2020 12:10	0:08	ESB	Data not available	Data not available	Oversupply
4/9/2020 12:10	0:02	SSA2	0.0783	0.0080	Oversupply
4/9/2020 12:10	0:02	SSA3	0.0785	0.0080	Oversupply
4/9/2020 12:11	0:02	KWPll	0.0354	2.3731	Oversupply
4/9/2020 12:12	0:01	SSA2	0.0399	-0.0020	Oversupply
4/9/2020 12:12	0:01	SSA3	0.0400	-0.0020	Oversupply
4/9/2020 12:13	0:01	SSA2	0.0399	0.0450	Oversupply
4/9/2020 12:13	0:01	SSA3	0.0400	0.0450	Oversupply
4/9/2020 12:14	0:04	KWPll	0.0347	2.1416	Oversupply
4/9/2020 12:14	0:03	SSA2	0.1332	0.0080	Oversupply
4/9/2020 12:14	0:03	SSA3	0.1261	0.0080	Oversupply
4/9/2020 12:17	0:01	SSA2	0.0311	0.0030	Oversupply
4/9/2020 12:17	0:01	SSA3	0.0286	0.0030	Oversupply
4/9/2020 12:18	0:01	SSA2	0.0311	0.1180	Oversupply
4/9/2020 12:18	0:01	SSA3	0.0286	0.1180	Oversupply
4/9/2020 12:19	0:01	SSA2	0.0311	0.1200	Oversupply



**Maui Curtailment Report**

April 2020

Start Date and Time	Duration (minutes)	IPP Curtailed	Estimated Curtailed MWH	Peak MW Curtailed	Reasons for Curtailment
4/9/2020 12:19	0:01	SSA3	0.0286	0.1200	Oversupply
4/9/2020 12:20	0:01	SSA2	0.0311	0.2060	Oversupply
4/9/2020 12:20	0:01	SSA3	0.0286	0.2060	Oversupply
4/9/2020 12:21	0:01	SSA2	0.0311	0.4320	Oversupply
4/9/2020 12:21	0:01	SSA3	0.0286	0.4320	Oversupply
4/9/2020 12:21	0:01	SSA2	0.0311	0.8040	Oversupply
4/9/2020 12:21	0:01	SSA3	0.0286	0.8040	Oversupply
4/9/2020 12:22	0:01	SSA2	0.0311	1.1570	Oversupply
4/9/2020 12:22	0:01	SSA3	0.0286	1.1570	Oversupply
4/9/2020 12:23	0:01	SSA2	0.0311	1.5040	Oversupply
4/9/2020 12:23	0:01	SSA3	0.0286	1.5040	Oversupply
4/9/2020 12:24	0:01	SSA2	0.0311	0.0840	Oversupply
4/9/2020 12:24	0:01	SSA3	0.0286	0.0840	Oversupply
4/9/2020 12:25	0:01	SSA2	0.0311	0.8200	Oversupply
4/9/2020 12:25	0:01	SSA3	0.0286	0.8200	Oversupply
4/9/2020 12:26	0:01	SSA2	0.0311	1.1600	Oversupply
4/9/2020 12:26	0:01	SSA3	0.0286	1.1600	Oversupply
4/9/2020 12:27	0:01	SSA2	0.0311	1.2350	Oversupply
4/9/2020 12:27	0:01	SSA3	0.0286	1.2350	Oversupply
4/9/2020 12:27	0:01	SSA2	0.0311	1.3890	Oversupply
4/9/2020 12:27	0:01	SSA3	0.0286	1.3890	Oversupply
4/9/2020 12:28	0:01	SSA2	0.0311	2.5160	Oversupply
4/9/2020 12:28	0:01	SSA3	0.0286	2.5160	Oversupply
4/9/2020 12:29	0:01	SSA2	0.0112	2.6070	Oversupply
4/9/2020 12:29	0:01	SSA3	0.0102	2.6070	Oversupply
4/10/2020 10:36	0:01	SSA2	0.0061	2.7550	Oversupply
4/10/2020 10:36	0:01	SSA3	0.0072	2.7550	Oversupply
4/10/2020 10:37	0:01	SSA2	0.0062	1.7640	Oversupply
4/10/2020 10:37	0:01	SSA3	0.0074	1.7640	Oversupply
4/10/2020 10:38	0:01	SSA2	0.0062	0.1960	Oversupply
4/10/2020 10:38	0:01	SSA3	0.0074	0.1960	Oversupply
4/10/2020 10:39	0:01	SSA2	0.0062	0.9740	Oversupply
4/10/2020 10:39	0:01	SSA3	0.0074	0.9740	Oversupply
4/10/2020 10:40	0:01	SSA2	0.0062	1.7660	Oversupply
4/10/2020 10:40	0:01	SSA3	0.0074	1.7660	Oversupply
4/10/2020 11:03	0:01	KWP11	0.0011	0.0689	Oversupply
4/11/2020 7:53	0:01	KWP11	0.0001	0.0050	Oversupply
4/11/2020 10:14	0:01	SSA2	0.0001	1.4630	Oversupply
4/11/2020 10:14	0:01	SSA3	-0.0031	1.4630	Oversupply
4/11/2020 10:15	0:01	SSA2	0.0010	1.3490	Oversupply
4/11/2020 10:15	0:01	SSA3	0.0020	1.3490	Oversupply
4/11/2020 10:16	0:01	SSA2	0.0010	0.7840	Oversupply
4/11/2020 10:16	0:01	SSA3	0.0020	0.7840	Oversupply
4/11/2020 10:43	0:01	SSA2	-0.0008	1.6260	Oversupply
4/11/2020 10:43	0:01	SSA3	0.0002	1.6260	Oversupply
4/11/2020 11:11	0:01	SSA2	0.0031	1.7650	Oversupply
4/11/2020 11:11	0:01	SSA3	0.0053	1.7650	Oversupply
4/11/2020 11:12	0:01	SSA2	0.0031	1.9250	Oversupply
4/11/2020 11:12	0:01	SSA3	0.0053	1.9250	Oversupply
4/11/2020 11:13	0:01	SSA2	0.0031	0.0300	Oversupply
4/11/2020 11:13	0:01	SSA3	0.0053	0.0300	Oversupply
4/11/2020 11:14	0:03	BS250	Data not available	Data not available	Oversupply
4/11/2020 11:14	0:03	ESB	Data not available	Data not available	Oversupply
4/11/2020 11:14	0:03	AWE	0.0483	13.8000	Oversupply
4/11/2020 11:14	0:04	KWP11	0.0514	1.1157	Oversupply
4/11/2020 11:14	0:03	SSA2	0.0602	0.0560	Oversupply
4/11/2020 11:14	0:03	SSA3	0.0687	0.0560	Oversupply
4/11/2020 11:17	0:01	SSA2	0.0234	0.0350	Oversupply
4/11/2020 11:17	0:01	SSA3	0.0244	0.0350	Oversupply
4/11/2020 11:22	0:01	SSA2	0.0234	1.6120	Oversupply
4/11/2020 11:22	0:01	SSA3	0.0244	1.6120	Oversupply
4/11/2020 11:23	0:01	SSA2	0.0234	2.0670	Oversupply
4/11/2020 11:23	0:01	SSA3	0.0244	2.0670	Oversupply
4/11/2020 11:24	0:01	SSA2	0.0234	0.1900	Oversupply
4/11/2020 11:24	0:01	SSA3	0.0244	0.1900	Oversupply
4/11/2020 11:25	0:02	SSA2	0.0469	0.0880	Oversupply
4/11/2020 11:25	0:02	SSA3	0.0487	0.0880	Oversupply
4/11/2020 11:26	0:01	BS250	Data not available	Data not available	Oversupply
4/11/2020 11:26	0:01	ESB	Data not available	Data not available	Oversupply
4/11/2020 11:27	0:01	SSA2	0.0234	0.0100	Oversupply
4/11/2020 11:27	0:01	SSA3	0.0244	0.0100	Oversupply
4/11/2020 11:27	0:01	KWP11	0.0082	0.4930	Oversupply
4/11/2020 11:27	0:01	SSA2	0.0234	0.1060	Oversupply
4/11/2020 11:27	0:01	SSA3	0.0244	0.1060	Oversupply
4/11/2020 11:28	0:01	SSA2	0.0234	0.1450	Oversupply



**Maui Curtailment Report**

April 2020

Start Date and Time	Duration (minutes)	IPP Curtailed	Estimated Curtailed MWH	Peak MW Curtailed	Reasons for Curtailment
4/11/2020 11:28	0:01	SSA3	0.0244	0.1450	Oversupply
4/11/2020 11:29	0:01	SSA2	0.0250	0.1190	Oversupply
4/11/2020 11:29	0:01	SSA3	0.0268	0.1190	Oversupply
4/11/2020 11:30	0:01	SSA2	0.0384	0.1280	Oversupply
4/11/2020 11:30	0:01	SSA3	0.0276	0.1280	Oversupply
4/11/2020 11:31	0:01	SSA2	0.0384	0.2160	Oversupply
4/11/2020 11:31	0:01	SSA3	0.0276	0.2160	Oversupply
4/11/2020 11:32	0:01	SSA2	0.0384	0.6790	Oversupply
4/11/2020 11:32	0:01	SSA3	0.0276	0.6790	Oversupply
4/11/2020 11:33	0:01	SSA2	0.0384	1.1620	Oversupply
4/11/2020 11:33	0:01	SSA3	0.0276	1.1620	Oversupply
4/11/2020 11:33	0:01	SSA2	0.0384	0.7960	Oversupply
4/11/2020 11:33	0:01	SSA3	0.0276	0.7960	Oversupply
4/11/2020 11:34	0:51	BS250	Data not available	Data not available	Oversupply
4/11/2020 11:34	0:51	ESB	Data not available	Data not available	Oversupply
4/11/2020 11:34	0:50	SSA2	2.3041	0.0200	Oversupply
4/11/2020 11:34	0:50	SSA3	2.0439	0.0200	Oversupply
4/11/2020 11:35	0:50	KWPll	0.4227	1.1207	Oversupply
4/11/2020 11:36	0:49	AWE	4.8790	14.9000	Oversupply
4/11/2020 11:55	0:03	5A	Data not available	Data not available	Oversupply
4/11/2020 11:55	0:03	SAG	Data not available	Data not available	Oversupply
4/11/2020 12:16	0:07	5A	Data not available	Data not available	Oversupply
4/11/2020 12:16	0:07	SAG	Data not available	Data not available	Oversupply
4/11/2020 12:18	0:06	17-2	0.0394	0.7500	Oversupply
4/11/2020 12:23	0:01	KWP	0.0009	0.2901	Oversupply
4/11/2020 12:24	0:01	SSA2	0.0408	0.0160	Oversupply
4/11/2020 12:24	0:01	SSA3	0.0336	0.0160	Oversupply
4/11/2020 12:25	0:01	SSA2	0.0408	0.1280	Oversupply
4/11/2020 12:25	0:01	SSA3	0.0336	0.1280	Oversupply
4/11/2020 12:26	0:01	SSA2	0.0408	0.1410	Oversupply
4/11/2020 12:26	0:01	SSA3	0.0336	0.1410	Oversupply
4/11/2020 12:27	0:01	SSA2	0.0408	0.1310	Oversupply
4/11/2020 12:27	0:01	SSA3	0.0336	0.1310	Oversupply
4/11/2020 12:30	0:01	SSA2	0.0398	0.4990	Oversupply
4/11/2020 12:30	0:01	SSA3	0.0376	0.4990	Oversupply
4/11/2020 12:30	0:01	SSA2	0.0398	0.7280	Oversupply
4/11/2020 12:30	0:01	SSA3	0.0376	0.7280	Oversupply
4/11/2020 12:31	0:01	SSA2	0.0398	0.4450	Oversupply
4/11/2020 12:31	0:01	SSA3	0.0376	0.4450	Oversupply
4/11/2020 12:32	0:49	SSA2	2.3147	0.0710	Oversupply
4/11/2020 12:32	0:49	SSA3	2.2815	0.0710	Oversupply
4/11/2020 12:33	0:49	BS250	Data not available	Data not available	Oversupply
4/11/2020 12:33	0:49	ESB	Data not available	Data not available	Oversupply
4/11/2020 12:33	0:49	KWPll	0.9567	1.8392	Oversupply
4/11/2020 12:35	0:42	AWE	3.4498	16.6000	Oversupply
4/11/2020 13:20	0:01	AWE	0.0092	17.7000	Oversupply
4/11/2020 13:21	0:01	SSA2	0.0404	0.0380	Oversupply
4/11/2020 13:21	0:01	SSA3	0.0407	0.0380	Oversupply
4/11/2020 13:22	0:01	SSA2	0.0404	1.2180	Oversupply
4/11/2020 13:22	0:01	SSA3	0.0407	1.2180	Oversupply
4/11/2020 13:23	0:35	BS250	Data not available	Data not available	Oversupply
4/11/2020 13:23	0:35	ESB	Data not available	Data not available	Oversupply
4/11/2020 13:23	0:35	SSA2	1.6223	0.0220	Oversupply
4/11/2020 13:23	0:35	SSA3	1.6021	0.0220	Oversupply
4/11/2020 13:24	0:03	AWE	0.0305	17.1000	Oversupply
4/11/2020 13:24	0:03	KWPll	0.0732	1.5029	Oversupply
4/11/2020 13:28	0:24	AWE	0.5725	17.3000	Oversupply
4/11/2020 13:28	0:30	KWPll	0.6628	1.8382	Oversupply
4/11/2020 13:53	0:05	AWE	0.0214	15.9000	Oversupply
4/11/2020 13:58	0:01	SSA2	0.0404	0.1200	Oversupply
4/11/2020 13:58	0:01	SSA3	0.0405	0.1200	Oversupply
4/11/2020 13:59	0:01	SSA2	0.0404	0.3550	Oversupply
4/11/2020 13:59	0:01	SSA3	0.0405	0.3550	Oversupply
4/11/2020 13:59	0:05	SSA2	0.2411	0.0670	Oversupply
4/11/2020 13:59	0:05	SSA3	0.2058	0.0670	Oversupply
4/11/2020 14:00	0:02	BS250	Data not available	Data not available	Oversupply
4/11/2020 14:00	0:02	ESB	Data not available	Data not available	Oversupply
4/11/2020 14:00	0:05	KWPll	0.0539	1.8183	Oversupply
4/11/2020 14:03	0:02	BS250	Data not available	Data not available	Oversupply
4/11/2020 14:03	0:02	ESB	Data not available	Data not available	Oversupply
4/11/2020 14:05	0:01	SSA2	0.0403	0.1050	Oversupply
4/11/2020 14:05	0:01	SSA3	0.0343	0.1050	Oversupply
4/11/2020 14:06	0:01	SSA2	0.0403	0.1340	Oversupply
4/11/2020 14:06	0:01	SSA3	0.0343	0.1340	Oversupply
4/11/2020 14:06	0:04	SSA2	0.2014	0.0420	Oversupply



**Maui Curtailment Report**

April 2020

Start Date and Time	Duration (minutes)	IPP Curtailed	Estimated Curtailed MWH	Peak MW Curtailed	Reasons for Curtailment
4/11/2020 14:06	0:04	SSA3	0.1716	0.0420	Oversupply
4/11/2020 14:07	0:04	BS250	Data not available	Data not available	Oversupply
4/11/2020 14:07	0:04	ESB	Data not available	Data not available	Oversupply
4/11/2020 14:07	0:05	KWP11	0.0419	2.2025	Oversupply
4/11/2020 14:11	0:01	SSA2	0.0403	0.0120	Oversupply
4/11/2020 14:11	0:01	SSA3	0.0343	0.0120	Oversupply
4/11/2020 14:12	0:01	SSA2	0.0403	0.0380	Oversupply
4/11/2020 14:12	0:01	SSA3	0.0343	0.0380	Oversupply
4/11/2020 14:12	0:01	SSA2	0.0403	0.0970	Oversupply
4/11/2020 14:12	0:01	SSA3	0.0343	0.0970	Oversupply
4/11/2020 14:13	0:01	SSA2	0.0403	0.2860	Oversupply
4/11/2020 14:13	0:01	SSA3	0.0343	0.2860	Oversupply
4/11/2020 14:14	0:01	SSA2	0.0239	0.4980	Oversupply
4/11/2020 14:14	0:01	SSA3	0.0179	0.4980	Oversupply
4/11/2020 14:15	0:01	SSA2	0.0057	0.8240	Oversupply
4/11/2020 14:15	0:01	SSA3	0.0043	0.8240	Oversupply
4/12/2020 9:32	0:01	SSA2	0.0074	2.1900	Oversupply
4/12/2020 9:32	0:01	SSA3	0.0039	2.1900	Oversupply
4/12/2020 9:37	0:01	SSA2	0.0074	2.2480	Oversupply
4/12/2020 9:37	0:01	SSA3	0.0039	2.2480	Oversupply
4/12/2020 9:38	0:01	SSA2	0.0074	2.3310	Oversupply
4/12/2020 9:38	0:01	SSA3	0.0039	2.3310	Oversupply
4/12/2020 9:38	0:01	SSA2	0.0074	0.2140	Oversupply
4/12/2020 9:38	0:01	SSA3	0.0039	0.2140	Oversupply
4/12/2020 9:39	0:01	SSA2	0.0074	0.9000	Oversupply
4/12/2020 9:39	0:01	SSA3	0.0039	0.9000	Oversupply
4/12/2020 9:40	0:01	SSA2	0.0074	0.6350	Oversupply
4/12/2020 9:40	0:01	SSA3	0.0039	0.6350	Oversupply
4/12/2020 9:41	0:01	SSA2	0.0074	1.3820	Oversupply
4/12/2020 9:41	0:01	SSA3	0.0039	1.3820	Oversupply
4/12/2020 9:42	0:01	SSA2	0.0074	1.3750	Oversupply
4/12/2020 9:42	0:01	SSA3	0.0039	1.3750	Oversupply
4/12/2020 9:43	0:01	SSA2	0.0074	2.2950	Oversupply
4/12/2020 9:43	0:01	SSA3	0.0039	2.2950	Oversupply
4/12/2020 9:44	0:01	SSA2	0.0074	1.9310	Oversupply
4/12/2020 9:44	0:01	SSA3	0.0039	1.9310	Oversupply
4/12/2020 9:44	0:01	SSA2	0.0084	1.7110	Oversupply
4/12/2020 9:44	0:01	SSA3	0.0076	1.7110	Oversupply
4/12/2020 9:47	0:01	SSA2	0.0134	2.5190	Oversupply
4/12/2020 9:47	0:01	SSA3	0.0094	2.5190	Oversupply
4/12/2020 9:50	0:01	SSA2	0.0134	2.4830	Oversupply
4/12/2020 9:50	0:01	SSA3	0.0094	2.4830	Oversupply
4/12/2020 9:51	0:01	SSA2	0.0134	0.1080	Oversupply
4/12/2020 9:51	0:01	SSA3	0.0094	0.1080	Oversupply
4/12/2020 9:51	0:01	SSA2	0.0134	0.5820	Oversupply
4/12/2020 9:51	0:01	SSA3	0.0094	0.5820	Oversupply
4/12/2020 9:52	0:01	SSA2	0.0134	1.6610	Oversupply
4/12/2020 9:52	0:01	SSA3	0.0094	1.6610	Oversupply
4/12/2020 9:53	0:01	SSA2	0.0134	1.3440	Oversupply
4/12/2020 9:53	0:01	SSA3	0.0094	1.3440	Oversupply
4/12/2020 9:54	0:01	SSA2	0.0134	1.0690	Oversupply
4/12/2020 9:54	0:01	SSA3	0.0094	1.0690	Oversupply
4/12/2020 9:55	0:01	SSA2	0.0134	1.2010	Oversupply
4/12/2020 9:55	0:01	SSA3	0.0094	1.2010	Oversupply
4/12/2020 9:56	0:02	SSA2	0.0268	1.1410	Oversupply
4/12/2020 9:56	0:02	SSA3	0.0188	1.1410	Oversupply
4/12/2020 9:57	0:01	SSA2	0.0134	1.5760	Oversupply
4/12/2020 9:57	0:01	SSA3	0.0094	1.5760	Oversupply
4/12/2020 9:58	0:01	SSA2	0.0129	1.5750	Oversupply
4/12/2020 9:58	0:01	SSA3	0.0091	1.5750	Oversupply
4/12/2020 9:59	0:01	SSA2	0.0095	1.0490	Oversupply
4/12/2020 9:59	0:01	SSA3	0.0069	1.0490	Oversupply
4/12/2020 10:00	0:01	SSA2	0.0098	1.6720	Oversupply
4/12/2020 10:00	0:01	SSA3	0.0071	1.6720	Oversupply
4/12/2020 10:01	0:01	SSA2	0.0098	1.2750	Oversupply
4/12/2020 10:01	0:01	SSA3	0.0071	1.2750	Oversupply
4/12/2020 10:02	0:01	SSA2	0.0098	1.2860	Oversupply
4/12/2020 10:02	0:01	SSA3	0.0071	1.2860	Oversupply
4/12/2020 10:03	0:01	SSA2	0.0098	1.3460	Oversupply
4/12/2020 10:03	0:01	SSA3	0.0071	1.3460	Oversupply
4/12/2020 10:04	0:01	SSA2	0.0098	1.3250	Oversupply
4/12/2020 10:04	0:01	SSA3	0.0071	1.3250	Oversupply
4/12/2020 10:04	0:01	SSA2	0.0098	1.2110	Oversupply
4/12/2020 10:04	0:01	SSA3	0.0071	1.2110	Oversupply
4/12/2020 10:05	0:01	SSA2	0.0098	0.8330	Oversupply



**Maui Curtailment Report**

April 2020

Start Date and Time	Duration (minutes)	IPP Curtailed	Estimated Curtailed MWH	Peak MW Curtailed	Reasons for Curtailment
4/12/2020 10:05	0:01	SSA3	0.0071	0.8330	Oversupply
4/12/2020 10:06	0:01	SSA2	0.0098	1.1430	Oversupply
4/12/2020 10:06	0:01	SSA3	0.0071	1.1430	Oversupply
4/12/2020 10:07	0:01	SSA2	0.0098	1.1170	Oversupply
4/12/2020 10:07	0:01	SSA3	0.0071	1.1170	Oversupply
4/12/2020 10:08	0:01	SSA2	0.0098	2.4200	Oversupply
4/12/2020 10:08	0:01	SSA3	0.0071	2.4200	Oversupply
4/12/2020 10:14	0:01	SSA2	0.0115	2.7430	Oversupply
4/12/2020 10:14	0:01	SSA3	0.0083	2.7430	Oversupply
4/12/2020 10:22	0:01	SSA2	0.0131	2.2930	Oversupply
4/12/2020 10:22	0:01	SSA3	0.0132	2.2930	Oversupply
4/12/2020 10:23	0:01	SSA2	0.0131	1.9450	Oversupply
4/12/2020 10:23	0:01	SSA3	0.0132	1.9450	Oversupply
4/12/2020 10:23	0:01	SSA2	0.0131	1.7200	Oversupply
4/12/2020 10:23	0:01	SSA3	0.0132	1.7200	Oversupply
4/12/2020 10:24	0:01	SSA2	0.0131	1.0980	Oversupply
4/12/2020 10:24	0:01	SSA3	0.0132	1.0980	Oversupply
4/12/2020 10:25	0:01	SSA2	0.0131	1.2480	Oversupply
4/12/2020 10:25	0:01	SSA3	0.0132	1.2480	Oversupply
4/12/2020 10:26	0:01	SSA2	0.0129	0.5570	Oversupply
4/12/2020 10:26	0:01	SSA3	0.0129	0.5570	Oversupply
4/12/2020 10:27	0:01	SSA2	0.0134	0.1600	Oversupply
4/12/2020 10:27	0:01	SSA3	0.0134	0.1600	Oversupply
4/12/2020 10:28	0:01	SSA2	0.0131	0.0660	Oversupply
4/12/2020 10:28	0:01	SSA3	0.0132	0.0660	Oversupply
4/12/2020 10:29	0:01	BS250	Data not available	Data not available	Oversupply
4/12/2020 10:29	0:01	ESB	Data not available	Data not available	Oversupply
4/12/2020 10:29	0:01	SSA2	0.0126	0.0670	Oversupply
4/12/2020 10:29	0:01	SSA3	0.0127	0.0670	Oversupply
4/12/2020 10:29	0:01	SSA2	0.0337	0.0100	Oversupply
4/12/2020 10:29	0:01	SSA3	0.0345	0.0100	Oversupply
4/12/2020 10:30	0:01	KWPPII	0.0033	5.2682	Oversupply
4/12/2020 10:30	0:04	SSA2	0.1885	0.0800	Oversupply
4/12/2020 10:30	0:04	SSA3	0.1937	0.0800	Oversupply
4/12/2020 10:31	0:04	BS250	Data not available	Data not available	Oversupply
4/12/2020 10:31	0:04	ESB	Data not available	Data not available	Oversupply
4/12/2020 10:32	0:04	KWPPII	0.0358	5.5317	Oversupply
4/12/2020 10:35	0:01	SSA2	0.0377	0.0510	Oversupply
4/12/2020 10:35	0:01	SSA3	0.0387	0.0510	Oversupply
4/12/2020 10:36	0:01	BS250	Data not available	Data not available	Oversupply
4/12/2020 10:36	0:01	ESB	Data not available	Data not available	Oversupply
4/12/2020 10:36	0:01	SSA2	0.0377	0.0200	Oversupply
4/12/2020 10:36	0:01	SSA3	0.0387	0.0200	Oversupply
4/12/2020 10:36	0:01	SSA2	0.0377	0.0020	Oversupply
4/12/2020 10:36	0:01	SSA3	0.0387	0.0020	Oversupply
4/12/2020 10:37	0:03	SSA2	0.1131	0.1460	Oversupply
4/12/2020 10:37	0:03	SSA3	0.1162	0.1460	Oversupply
4/12/2020 10:38	0:03	BS250	Data not available	Data not available	Oversupply
4/12/2020 10:38	0:03	ESB	Data not available	Data not available	Oversupply
4/12/2020 10:39	0:02	KWPPII	0.0100	5.6754	Oversupply
4/12/2020 10:40	0:01	SSA2	0.0377	0.0050	Oversupply
4/12/2020 10:40	0:01	SSA3	0.0387	0.0050	Oversupply
4/12/2020 10:41	0:01	SSA2	0.0377	0.0470	Oversupply
4/12/2020 10:41	0:01	SSA3	0.0387	0.0470	Oversupply
4/12/2020 10:42	0:01	SSA2	0.0377	0.0810	Oversupply
4/12/2020 10:42	0:01	SSA3	0.0387	0.0810	Oversupply
4/12/2020 10:42	0:01	SSA2	0.0377	0.1160	Oversupply
4/12/2020 10:42	0:01	SSA3	0.0387	0.1160	Oversupply
4/12/2020 10:43	0:01	SSA2	0.0377	0.1390	Oversupply
4/12/2020 10:43	0:01	SSA3	0.0387	0.1390	Oversupply
4/12/2020 10:44	0:01	SSA2	0.0234	0.1900	Oversupply
4/12/2020 10:44	0:01	SSA3	0.0170	0.1900	Oversupply
4/12/2020 10:45	0:01	SSA2	0.0103	0.3920	Oversupply
4/12/2020 10:45	0:01	SSA3	0.0055	0.3920	Oversupply
4/12/2020 10:46	0:01	SSA2	0.0103	0.8950	Oversupply
4/12/2020 10:46	0:01	SSA3	0.0055	0.8950	Oversupply
4/12/2020 10:47	0:01	SSA2	0.0103	1.6190	Oversupply
4/12/2020 10:47	0:01	SSA3	0.0055	1.6190	Oversupply
4/12/2020 10:48	0:01	SSA2	0.0103	2.1260	Oversupply
4/12/2020 10:48	0:01	SSA3	0.0055	2.1260	Oversupply
4/12/2020 10:49	0:01	SSA2	0.0099	3.0080	Oversupply
4/12/2020 10:49	0:01	SSA3	0.0053	3.0080	Oversupply
4/12/2020 10:49	0:01	SSA2	0.0103	2.0810	Oversupply
4/12/2020 10:49	0:01	SSA3	0.0055	2.0810	Oversupply
4/12/2020 11:13	0:01	SSA2	0.0031	2.4850	Oversupply





**Maui Curtailment Report**

April 2020

Start Date and Time	Duration (minutes)	IPP Curtailed	Estimated Curtailed MWH	Peak MW Curtailed	Reasons for Curtailment
4/12/2020 11:13	0:01	SSA3	0.0026	2.4850	Oversupply
4/12/2020 11:13	0:01	SSA2	0.0031	2.6960	Oversupply
4/12/2020 11:13	0:01	SSA3	0.0026	2.6960	Oversupply
4/12/2020 11:14	0:01	SSA2	0.0125	2.2240	Oversupply
4/12/2020 11:14	0:01	SSA3	0.0102	2.2240	Oversupply
4/12/2020 11:15	0:01	SSA2	0.0155	1.5280	Oversupply
4/12/2020 11:15	0:01	SSA3	0.0159	1.5280	Oversupply
4/12/2020 11:16	0:01	SSA2	0.0155	1.5180	Oversupply
4/12/2020 11:16	0:01	SSA3	0.0159	1.5180	Oversupply
4/12/2020 11:17	0:01	SSA2	0.0155	0.1970	Oversupply
4/12/2020 11:17	0:01	SSA3	0.0159	0.1970	Oversupply
4/12/2020 11:18	0:01	SSA2	0.0155	1.2860	Oversupply
4/12/2020 11:18	0:01	SSA3	0.0159	1.2860	Oversupply
4/12/2020 11:19	0:01	SSA2	0.0155	2.8270	Oversupply
4/12/2020 11:19	0:01	SSA3	0.0159	2.8270	Oversupply
4/12/2020 11:19	0:01	SSA2	0.0155	1.3010	Oversupply
4/12/2020 11:19	0:01	SSA3	0.0159	1.3010	Oversupply
4/12/2020 11:20	0:01	SSA2	0.0155	0.1670	Oversupply
4/12/2020 11:20	0:01	SSA3	0.0159	0.1670	Oversupply
4/12/2020 11:21	0:01	SSA2	0.0155	1.0020	Oversupply
4/12/2020 11:21	0:01	SSA3	0.0159	1.0020	Oversupply
4/12/2020 11:22	0:01	SSA2	0.0155	1.2540	Oversupply
4/12/2020 11:22	0:01	SSA3	0.0159	1.2540	Oversupply
4/12/2020 11:23	0:01	SSA2	0.0155	2.3870	Oversupply
4/12/2020 11:23	0:01	SSA3	0.0159	2.3870	Oversupply
4/12/2020 11:24	0:01	SSA2	0.0155	2.1050	Oversupply
4/12/2020 11:24	0:01	SSA3	0.0159	2.1050	Oversupply
4/12/2020 11:25	0:01	SSA2	0.0155	2.1200	Oversupply
4/12/2020 11:25	0:01	SSA3	0.0159	2.1200	Oversupply
4/12/2020 11:26	0:01	SSA2	0.0155	2.6200	Oversupply
4/12/2020 11:26	0:01	SSA3	0.0159	2.6200	Oversupply
4/12/2020 11:31	0:01	SSA2	0.0065	2.0630	Oversupply
4/12/2020 11:31	0:01	SSA3	0.0040	2.0630	Oversupply
4/12/2020 11:32	0:01	SSA2	0.0066	1.5080	Oversupply
4/12/2020 11:32	0:01	SSA3	0.0041	1.5080	Oversupply
4/12/2020 11:32	0:01	SSA2	0.0065	1.4720	Oversupply
4/12/2020 11:32	0:01	SSA3	0.0040	1.4720	Oversupply
4/12/2020 11:33	0:01	SSA2	0.0066	2.0250	Oversupply
4/12/2020 11:33	0:01	SSA3	0.0041	2.0250	Oversupply
4/12/2020 11:34	0:01	SSA2	0.0065	0.8050	Oversupply
4/12/2020 11:34	0:01	SSA3	0.0040	0.8050	Oversupply
4/12/2020 11:35	0:01	SSA2	0.0066	1.8590	Oversupply
4/12/2020 11:35	0:01	SSA3	0.0041	1.8590	Oversupply
4/12/2020 11:36	0:01	SSA2	0.0066	2.0620	Oversupply
4/12/2020 11:36	0:01	SSA3	0.0041	2.0620	Oversupply
4/12/2020 12:28	0:01	SSA2	0.0022	2.8390	Oversupply
4/12/2020 12:28	0:01	SSA3	0.0065	2.8390	Oversupply
4/12/2020 12:29	0:01	SSA2	0.0022	0.8100	Oversupply
4/12/2020 12:29	0:01	SSA3	0.0065	0.8100	Oversupply
4/12/2020 12:29	0:01	SSA2	0.0224	1.3870	Oversupply
4/12/2020 12:29	0:01	SSA3	0.0237	1.3870	Oversupply
4/12/2020 12:30	0:01	SSA2	0.0232	1.0870	Oversupply
4/12/2020 12:30	0:01	SSA3	0.0251	1.0870	Oversupply
4/12/2020 12:31	0:01	SSA2	0.0232	1.8290	Oversupply
4/12/2020 12:31	0:01	SSA3	0.0251	1.8290	Oversupply
4/12/2020 12:32	0:01	SSA2	0.0232	2.0170	Oversupply
4/12/2020 12:32	0:01	SSA3	0.0251	2.0170	Oversupply
4/12/2020 12:33	0:01	SSA2	0.0232	2.1750	Oversupply
4/12/2020 12:33	0:01	SSA3	0.0251	2.1750	Oversupply
4/12/2020 12:34	0:01	SSA2	0.0232	1.7710	Oversupply
4/12/2020 12:34	0:01	SSA3	0.0251	1.7710	Oversupply
4/12/2020 12:35	0:01	SSA2	0.0232	1.8810	Oversupply
4/12/2020 12:35	0:01	SSA3	0.0251	1.8810	Oversupply
4/12/2020 12:36	0:01	SSA2	0.0232	2.1470	Oversupply
4/12/2020 12:36	0:01	SSA3	0.0251	2.1470	Oversupply
4/12/2020 12:36	0:01	SSA2	0.0232	1.5030	Oversupply
4/12/2020 12:36	0:01	SSA3	0.0251	1.5030	Oversupply
4/12/2020 12:37	0:01	SSA2	0.0232	0.5320	Oversupply
4/12/2020 12:37	0:01	SSA3	0.0251	0.5320	Oversupply
4/12/2020 12:38	0:01	SSA2	0.0232	0.6580	Oversupply
4/12/2020 12:38	0:01	SSA3	0.0251	0.6580	Oversupply
4/12/2020 12:39	0:01	SSA2	0.0232	0.6280	Oversupply
4/12/2020 12:39	0:01	SSA3	0.0251	0.6280	Oversupply
4/12/2020 12:40	0:01	SSA2	0.0228	0.1420	Oversupply
4/12/2020 12:40	0:01	SSA3	0.0246	0.1420	Oversupply



Maui Curtailment Report

April 2020

Start Date and Time	Duration (minutes)	IPP Curtailed	Estimated Curtailed MWH	Peak MW Curtailed	Reasons for Curtailment
4/12/2020 12:41	0:01	SSA2	0.0232	1.0660	Oversupply
4/12/2020 12:41	0:01	SSA3	0.0251	1.0660	Oversupply
4/12/2020 12:42	0:01	SSA2	0.0232	0.4990	Oversupply
4/12/2020 12:42	0:01	SSA3	0.0251	0.4990	Oversupply
4/12/2020 12:42	0:01	SSA2	0.0232	0.5140	Oversupply
4/12/2020 12:42	0:01	SSA3	0.0251	0.5140	Oversupply
4/12/2020 12:43	0:01	SSA2	0.0232	1.5630	Oversupply
4/12/2020 12:43	0:01	SSA3	0.0251	1.5630	Oversupply
4/12/2020 12:44	0:01	SSA2	0.0236	0.8930	Oversupply
4/12/2020 12:44	0:01	SSA3	0.0247	0.8930	Oversupply
4/12/2020 12:45	0:01	SSA2	0.0255	0.7560	Oversupply
4/12/2020 12:45	0:01	SSA3	0.0200	0.7560	Oversupply
4/12/2020 12:46	0:01	SSA2	0.0255	0.6990	Oversupply
4/12/2020 12:46	0:01	SSA3	0.0200	0.6990	Oversupply
4/12/2020 12:47	0:01	SSA2	0.0255	1.3090	Oversupply
4/12/2020 12:47	0:01	SSA3	0.0200	1.3090	Oversupply
4/12/2020 12:48	0:01	SSA2	0.0255	0.3980	Oversupply
4/12/2020 12:48	0:01	SSA3	0.0200	0.3980	Oversupply
4/12/2020 12:48	0:01	SSA2	0.0255	0.5300	Oversupply
4/12/2020 12:48	0:01	SSA3	0.0200	0.5300	Oversupply
4/12/2020 12:49	0:01	SSA2	0.0255	0.5820	Oversupply
4/12/2020 12:49	0:01	SSA3	0.0200	0.5820	Oversupply
4/12/2020 12:50	0:01	SSA2	0.0255	0.1870	Oversupply
4/12/2020 12:50	0:01	SSA3	0.0200	0.1870	Oversupply
4/12/2020 12:51	0:01	SSA2	0.0255	1.3210	Oversupply
4/12/2020 12:51	0:01	SSA3	0.0200	1.3210	Oversupply
4/12/2020 12:52	0:01	SSA2	0.0255	1.1380	Oversupply
4/12/2020 12:52	0:01	SSA3	0.0200	1.1380	Oversupply
4/12/2020 12:53	0:01	SSA2	0.0255	0.5500	Oversupply
4/12/2020 12:53	0:01	SSA3	0.0200	0.5500	Oversupply
4/12/2020 12:54	0:01	SSA2	0.0255	0.6210	Oversupply
4/12/2020 12:54	0:01	SSA3	0.0200	0.6210	Oversupply
4/12/2020 12:55	0:01	SSA2	0.0255	1.5420	Oversupply
4/12/2020 12:55	0:01	SSA3	0.0200	1.5420	Oversupply
4/12/2020 12:55	0:01	SSA2	0.0255	1.3730	Oversupply
4/12/2020 12:55	0:01	SSA3	0.0200	1.3730	Oversupply
4/12/2020 12:56	0:01	SSA2	0.0255	1.9550	Oversupply
4/12/2020 12:56	0:01	SSA3	0.0200	1.9550	Oversupply
4/12/2020 12:57	0:01	SSA2	0.0255	2.9240	Oversupply
4/12/2020 12:57	0:01	SSA3	0.0200	2.9240	Oversupply
4/12/2020 12:58	0:01	SSA2	0.0255	2.0280	Oversupply
4/12/2020 12:58	0:01	SSA3	0.0200	2.0280	Oversupply
4/12/2020 12:59	0:01	SSA2	0.0193	2.0150	Oversupply
4/12/2020 12:59	0:01	SSA3	0.0141	2.0150	Oversupply
4/12/2020 13:00	0:01	SSA2	0.0041	1.1360	Oversupply
4/12/2020 13:00	0:01	SSA3	0.0047	1.1360	Oversupply
4/12/2020 13:01	0:01	SSA2	0.0041	1.8340	Oversupply
4/12/2020 13:01	0:01	SSA3	0.0047	1.8340	Oversupply
4/12/2020 13:01	0:01	SSA2	0.0041	2.1660	Oversupply
4/12/2020 13:01	0:01	SSA3	0.0047	2.1660	Oversupply
4/12/2020 13:02	0:01	SSA2	0.0041	2.2980	Oversupply
4/12/2020 13:02	0:01	SSA3	0.0047	2.2980	Oversupply
4/12/2020 13:03	0:01	SSA2	0.0041	1.9840	Oversupply
4/12/2020 13:03	0:01	SSA3	0.0047	1.9840	Oversupply
4/12/2020 14:46	0:01	SSA2	0.0000	2.9160	Oversupply
4/12/2020 14:46	0:01	SSA3	-0.0015	2.9160	Oversupply
4/13/2020 3:00	0:01	KWPPII	0.0089	14.3726	Oversupply
4/13/2020 3:04	0:02	KWPPII	0.0198	15.0611	Oversupply
4/13/2020 3:20	0:03	KWPPII	0.0113	14.4344	Oversupply
4/13/2020 3:24	0:10	KWPPII	0.1411	15.4513	Oversupply
4/13/2020 4:03	0:19	KWPPII	0.6320	15.5442	Oversupply
4/13/2020 4:46	0:17	KWPPII	0.2819	15.9363	Oversupply
4/13/2020 5:11	0:01	KWPPII	0.0074	15.8485	Oversupply
4/13/2020 12:31	0:01	SSA2	0.0059	2.9000	Oversupply
4/13/2020 12:31	0:01	SSA3	0.0070	2.9000	Oversupply
4/13/2020 12:32	0:01	SSA2	0.0059	2.8660	Oversupply
4/13/2020 12:32	0:01	SSA3	0.0070	2.8660	Oversupply
4/13/2020 12:33	0:01	SSA2	0.0059	2.2210	Oversupply
4/13/2020 12:33	0:01	SSA3	0.0070	2.2210	Oversupply
4/13/2020 12:34	0:01	SSA2	0.0056	2.3390	Oversupply
4/13/2020 12:34	0:01	SSA3	0.0067	2.3390	Oversupply
4/13/2020 12:34	0:01	SSA2	0.0059	2.6230	Oversupply
4/13/2020 12:34	0:01	SSA3	0.0070	2.6230	Oversupply
4/13/2020 12:35	0:01	SSA2	0.0059	2.3870	Oversupply
4/13/2020 12:35	0:01	SSA3	0.0070	2.3870	Oversupply





**Maui Curtailment Report**

April 2020

Start Date and Time	Duration (minutes)	IPP Curtailed	Estimated Curtailed MWH	Peak MW Curtailed	Reasons for Curtailment
4/13/2020 12:36	0:01	SSA2	0.0059	2.7280	Oversupply
4/13/2020 12:36	0:01	SSA3	0.0070	2.7280	Oversupply
4/13/2020 12:38	0:01	SSA2	0.0059	2.8590	Oversupply
4/13/2020 12:38	0:01	SSA3	0.0070	2.8590	Oversupply
4/13/2020 12:39	0:01	SSA2	0.0059	2.4030	Oversupply
4/13/2020 12:39	0:01	SSA3	0.0070	2.4030	Oversupply
4/13/2020 12:40	0:01	SSA2	0.0056	2.4480	Oversupply
4/13/2020 12:40	0:01	SSA3	0.0067	2.4480	Oversupply
4/13/2020 12:40	0:01	SSA2	0.0059	1.4400	Oversupply
4/13/2020 12:40	0:01	SSA3	0.0070	1.4400	Oversupply
4/13/2020 12:41	0:01	SSA2	0.0059	2.0170	Oversupply
4/13/2020 12:41	0:01	SSA3	0.0070	2.0170	Oversupply
4/13/2020 12:42	0:01	SSA2	0.0059	1.9840	Oversupply
4/13/2020 12:42	0:01	SSA3	0.0070	1.9840	Oversupply
4/13/2020 12:43	0:01	SSA2	0.0059	2.1930	Oversupply
4/13/2020 12:43	0:01	SSA3	0.0070	2.1930	Oversupply
4/13/2020 12:45	0:01	SSA2	0.0179	2.2850	Oversupply
4/13/2020 12:45	0:01	SSA3	0.0179	2.2850	Oversupply
4/13/2020 12:46	0:01	SSA2	0.0172	0.8950	Oversupply
4/13/2020 12:46	0:01	SSA3	0.0172	0.8950	Oversupply
4/13/2020 12:46	0:01	SSA2	0.0179	1.0760	Oversupply
4/13/2020 12:46	0:01	SSA3	0.0179	1.0760	Oversupply
4/13/2020 12:47	0:01	SSA2	0.0179	1.5750	Oversupply
4/13/2020 12:47	0:01	SSA3	0.0179	1.5750	Oversupply
4/13/2020 12:48	0:01	SSA2	0.0179	0.9050	Oversupply
4/13/2020 12:48	0:01	SSA3	0.0179	0.9050	Oversupply
4/13/2020 12:49	0:01	SSA2	0.0179	0.7430	Oversupply
4/13/2020 12:49	0:01	SSA3	0.0179	0.7430	Oversupply
4/13/2020 12:50	0:01	SSA2	0.0179	0.8360	Oversupply
4/13/2020 12:50	0:01	SSA3	0.0179	0.8360	Oversupply
4/13/2020 12:51	0:01	SSA2	0.0179	0.9160	Oversupply
4/13/2020 12:51	0:01	SSA3	0.0179	0.9160	Oversupply
4/13/2020 12:52	0:01	SSA2	0.0173	1.6990	Oversupply
4/13/2020 12:52	0:01	SSA3	0.0173	1.6990	Oversupply
4/13/2020 12:52	0:01	SSA2	0.0179	2.0710	Oversupply
4/13/2020 12:52	0:01	SSA3	0.0179	2.0710	Oversupply
4/13/2020 12:53	0:01	SSA2	0.0179	2.6290	Oversupply
4/13/2020 12:53	0:01	SSA3	0.0179	2.6290	Oversupply
4/13/2020 12:54	0:01	SSA2	0.0179	2.7080	Oversupply
4/13/2020 12:54	0:01	SSA3	0.0179	2.7080	Oversupply
4/13/2020 12:55	0:01	SSA2	0.0179	1.9710	Oversupply
4/13/2020 12:55	0:01	SSA3	0.0179	1.9710	Oversupply
4/13/2020 12:56	0:01	SSA2	0.0179	2.4050	Oversupply
4/13/2020 12:56	0:01	SSA3	0.0179	2.4050	Oversupply
4/13/2020 12:57	0:01	SSA2	0.0176	1.9930	Oversupply
4/13/2020 12:57	0:01	SSA3	0.0176	1.9930	Oversupply
4/13/2020 12:58	0:01	SSA2	0.0179	2.4450	Oversupply
4/13/2020 12:58	0:01	SSA3	0.0179	2.4450	Oversupply
4/13/2020 12:59	0:01	SSA2	0.0179	0.9090	Oversupply
4/13/2020 12:59	0:01	SSA3	0.0179	0.9090	Oversupply
4/13/2020 12:59	0:01	SSA2	0.0200	1.5240	Oversupply
4/13/2020 12:59	0:01	SSA3	0.0185	1.5240	Oversupply
4/13/2020 13:00	0:01	SSA2	0.0203	0.7210	Oversupply
4/13/2020 13:00	0:01	SSA3	0.0186	0.7210	Oversupply
4/13/2020 13:01	0:01	SSA2	0.0203	1.0790	Oversupply
4/13/2020 13:01	0:01	SSA3	0.0186	1.0790	Oversupply
4/13/2020 13:02	0:01	SSA2	0.0203	0.5280	Oversupply
4/13/2020 13:02	0:01	SSA3	0.0186	0.5280	Oversupply
4/13/2020 13:03	0:01	SSA2	0.0203	1.6850	Oversupply
4/13/2020 13:03	0:01	SSA3	0.0186	1.6850	Oversupply
4/13/2020 13:04	0:01	SSA2	0.0203	1.0970	Oversupply
4/13/2020 13:04	0:01	SSA3	0.0186	1.0970	Oversupply
4/13/2020 13:05	0:01	SSA2	0.0195	1.1980	Oversupply
4/13/2020 13:05	0:01	SSA3	0.0179	1.1980	Oversupply
4/13/2020 13:05	0:01	SSA2	0.0203	1.8700	Oversupply
4/13/2020 13:05	0:01	SSA3	0.0186	1.8700	Oversupply
4/13/2020 13:06	0:01	SSA2	0.0203	1.6430	Oversupply
4/13/2020 13:06	0:01	SSA3	0.0186	1.6430	Oversupply
4/13/2020 13:07	0:01	SSA2	0.0199	0.7840	Oversupply
4/13/2020 13:07	0:01	SSA3	0.0182	0.7840	Oversupply
4/13/2020 13:08	0:01	SSA2	0.0203	0.9540	Oversupply
4/13/2020 13:08	0:01	SSA3	0.0186	0.9540	Oversupply
4/13/2020 13:09	0:01	SSA2	0.0203	1.4120	Oversupply
4/13/2020 13:09	0:01	SSA3	0.0186	1.4120	Oversupply
4/13/2020 13:10	0:01	SSA2	0.0203	2.2670	Oversupply



**Maui Curtailment Report**

April 2020

Start Date and Time	Duration (minutes)	IPP Curtailed	Estimated Curtailed MWH	Peak MW Curtailed	Reasons for Curtailment
4/13/2020 13:10	0:01	SSA3	0.0186	2.2670	Oversupply
4/13/2020 13:11	0:01	SSA2	0.0203	2.3160	Oversupply
4/13/2020 13:11	0:01	SSA3	0.0186	2.3160	Oversupply
4/13/2020 13:11	0:01	SSA2	0.0203	2.4860	Oversupply
4/13/2020 13:11	0:01	SSA3	0.0186	2.4860	Oversupply
4/13/2020 13:12	0:01	SSA2	0.0203	2.3180	Oversupply
4/13/2020 13:12	0:01	SSA3	0.0186	2.3180	Oversupply
4/13/2020 13:13	0:01	SSA2	0.0203	1.6720	Oversupply
4/13/2020 13:13	0:01	SSA3	0.0186	1.6720	Oversupply
4/13/2020 13:14	0:01	SSA2	0.0169	2.1540	Oversupply
4/13/2020 13:14	0:01	SSA3	0.0174	2.1540	Oversupply
4/13/2020 13:15	0:01	SSA2	0.0138	2.6750	Oversupply
4/13/2020 13:15	0:01	SSA3	0.0163	2.6750	Oversupply
4/13/2020 13:16	0:01	SSA2	0.0138	2.5080	Oversupply
4/13/2020 13:16	0:01	SSA3	0.0163	2.5080	Oversupply
4/13/2020 13:17	0:01	SSA2	0.0138	2.3150	Oversupply
4/13/2020 13:17	0:01	SSA3	0.0163	2.3150	Oversupply
4/13/2020 13:18	0:01	SSA2	0.0138	0.0810	Oversupply
4/13/2020 13:18	0:01	SSA3	0.0163	0.0810	Oversupply
4/13/2020 13:18	0:01	SSA2	0.0138	0.7680	Oversupply
4/13/2020 13:18	0:01	SSA3	0.0163	0.7680	Oversupply
4/13/2020 13:19	0:01	SSA2	0.0138	1.6200	Oversupply
4/13/2020 13:19	0:01	SSA3	0.0163	1.6200	Oversupply
4/13/2020 13:20	0:01	SSA2	0.0138	1.9210	Oversupply
4/13/2020 13:20	0:01	SSA3	0.0163	1.9210	Oversupply
4/13/2020 13:21	0:01	SSA2	0.0138	1.7720	Oversupply
4/13/2020 13:21	0:01	SSA3	0.0163	1.7720	Oversupply
4/13/2020 13:24	0:01	SSA2	0.0138	2.8280	Oversupply
4/13/2020 13:24	0:01	SSA3	0.0163	2.8280	Oversupply
4/13/2020 13:24	0:02	SSA2	0.0277	1.8930	Oversupply
4/13/2020 13:24	0:02	SSA3	0.0325	1.8930	Oversupply
4/13/2020 13:26	0:01	SSA2	0.0138	2.2150	Oversupply
4/13/2020 13:26	0:01	SSA3	0.0163	2.2150	Oversupply
4/13/2020 13:27	0:01	SSA2	0.0136	2.0720	Oversupply
4/13/2020 13:27	0:01	SSA3	0.0160	2.0720	Oversupply
4/13/2020 13:28	0:01	SSA2	0.0138	2.1070	Oversupply
4/13/2020 13:28	0:01	SSA3	0.0163	2.1070	Oversupply
4/13/2020 13:29	0:01	SSA2	0.0175	1.3520	Oversupply
4/13/2020 13:29	0:01	SSA3	0.0195	1.3520	Oversupply
4/13/2020 13:30	0:01	SSA2	0.0330	0.3180	Oversupply
4/13/2020 13:30	0:01	SSA3	0.0330	0.3180	Oversupply
4/13/2020 13:31	0:01	SSA2	0.0330	0.2110	Oversupply
4/13/2020 13:31	0:01	SSA3	0.0330	0.2110	Oversupply
4/13/2020 13:31	0:01	SSA2	0.0330	0.5160	Oversupply
4/13/2020 13:31	0:01	SSA3	0.0330	0.5160	Oversupply
4/13/2020 13:32	0:01	SSA2	0.0330	0.3530	Oversupply
4/13/2020 13:32	0:01	SSA3	0.0330	0.3530	Oversupply
4/13/2020 13:33	0:01	SSA2	0.0330	1.3010	Oversupply
4/13/2020 13:33	0:01	SSA3	0.0330	1.3010	Oversupply
4/13/2020 13:34	0:01	SSA2	0.0330	0.9140	Oversupply
4/13/2020 13:34	0:01	SSA3	0.0330	0.9140	Oversupply
4/13/2020 13:35	0:01	SSA2	0.0330	1.0990	Oversupply
4/13/2020 13:35	0:01	SSA3	0.0330	1.0990	Oversupply
4/13/2020 13:36	0:01	SSA2	0.0330	0.7850	Oversupply
4/13/2020 13:36	0:01	SSA3	0.0330	0.7850	Oversupply
4/13/2020 13:37	0:01	SSA2	0.0330	0.3820	Oversupply
4/13/2020 13:37	0:01	SSA3	0.0330	0.3820	Oversupply
4/13/2020 13:37	0:01	SSA2	0.0330	0.0730	Oversupply
4/13/2020 13:37	0:01	SSA3	0.0330	0.0730	Oversupply
4/13/2020 13:38	0:01	SSA2	0.0330	0.6970	Oversupply
4/13/2020 13:38	0:01	SSA3	0.0330	0.6970	Oversupply
4/13/2020 13:39	0:01	SSA2	0.0330	0.5300	Oversupply
4/13/2020 13:39	0:01	SSA3	0.0330	0.5300	Oversupply
4/13/2020 13:40	0:01	SSA2	0.0330	0.7820	Oversupply
4/13/2020 13:40	0:01	SSA3	0.0330	0.7820	Oversupply
4/13/2020 13:41	0:01	SSA2	0.0330	0.6260	Oversupply
4/13/2020 13:41	0:01	SSA3	0.0330	0.6260	Oversupply
4/13/2020 13:42	0:01	SSA2	0.0330	0.4250	Oversupply
4/13/2020 13:42	0:01	SSA3	0.0330	0.4250	Oversupply
4/13/2020 13:43	0:01	SSA2	0.0330	0.2090	Oversupply
4/13/2020 13:43	0:01	SSA3	0.0330	0.2090	Oversupply
4/13/2020 13:44	0:01	SSA2	0.0330	0.6670	Oversupply
4/13/2020 13:44	0:01	SSA3	0.0330	0.6670	Oversupply
4/13/2020 13:44	0:01	SSA2	0.0162	0.5380	Oversupply
4/13/2020 13:44	0:01	SSA3	0.0171	0.5380	Oversupply



**Maui Curtailment Report**

April 2020

Start Date and Time	Duration (minutes)	IPP Curtailed	Estimated Curtailed MWH	Peak MW Curtailed	Reasons for Curtailment
4/13/2020 13:45	0:01	SSA2	0.0140	0.1570	Oversupply
4/13/2020 13:45	0:01	SSA3	0.0150	0.1570	Oversupply
4/13/2020 13:46	0:01	SSA2	0.0140	0.3070	Oversupply
4/13/2020 13:46	0:01	SSA3	0.0150	0.3070	Oversupply
4/13/2020 13:47	0:01	SSA2	0.0137	1.4690	Oversupply
4/13/2020 13:47	0:01	SSA3	0.0147	1.4690	Oversupply
4/13/2020 13:48	0:01	SSA2	0.0140	0.4530	Oversupply
4/13/2020 13:48	0:01	SSA3	0.0150	0.4530	Oversupply
4/13/2020 13:49	0:01	SSA2	0.0140	0.7720	Oversupply
4/13/2020 13:49	0:01	SSA3	0.0150	0.7720	Oversupply
4/13/2020 13:50	0:01	SSA2	0.0140	1.0960	Oversupply
4/13/2020 13:50	0:01	SSA3	0.0150	1.0960	Oversupply
4/13/2020 13:50	0:01	SSA2	0.0140	2.7930	Oversupply
4/13/2020 13:50	0:01	SSA3	0.0150	2.7930	Oversupply
4/13/2020 13:51	0:01	SSA2	0.0140	1.5830	Oversupply
4/13/2020 13:51	0:01	SSA3	0.0150	1.5830	Oversupply
4/13/2020 13:52	0:01	SSA2	0.0140	2.7380	Oversupply
4/13/2020 13:52	0:01	SSA3	0.0150	2.7380	Oversupply
4/13/2020 13:54	0:01	SSA2	0.0140	2.4140	Oversupply
4/13/2020 13:54	0:01	SSA3	0.0150	2.4140	Oversupply
4/13/2020 13:55	0:01	SSA2	0.0140	2.4000	Oversupply
4/13/2020 13:55	0:01	SSA3	0.0150	2.4000	Oversupply
4/15/2020 9:19	0:01	KWPll	0.0003	0.0180	Oversupply
4/15/2020 12:06	0:01	SSA2	0.0086	2.3430	Oversupply
4/15/2020 12:06	0:01	SSA3	0.0081	2.3430	Oversupply
4/15/2020 12:07	0:01	SSA2	0.0086	2.4210	Oversupply
4/15/2020 12:07	0:01	SSA3	0.0081	2.4210	Oversupply
4/15/2020 12:08	0:01	SSA2	0.0086	0.0390	Oversupply
4/15/2020 12:08	0:01	SSA3	0.0081	0.0390	Oversupply
4/15/2020 12:09	0:01	SSA2	0.0086	0.8940	Oversupply
4/15/2020 12:09	0:01	SSA3	0.0081	0.8940	Oversupply
4/15/2020 12:10	0:01	SSA2	0.0086	1.9260	Oversupply
4/15/2020 12:10	0:01	SSA3	0.0081	1.9260	Oversupply
4/15/2020 12:11	0:01	SSA2	0.0086	1.5420	Oversupply
4/15/2020 12:11	0:01	SSA3	0.0081	1.5420	Oversupply
4/15/2020 12:12	0:01	SSA2	0.0083	1.1060	Oversupply
4/15/2020 12:12	0:01	SSA3	0.0077	1.1060	Oversupply
4/15/2020 12:12	0:01	SSA2	0.0086	1.2280	Oversupply
4/15/2020 12:12	0:01	SSA3	0.0081	1.2280	Oversupply
4/15/2020 12:13	0:01	SSA2	0.0086	0.6240	Oversupply
4/15/2020 12:13	0:01	SSA3	0.0081	0.6240	Oversupply
4/15/2020 12:14	0:01	SSA2	0.0071	1.2990	Oversupply
4/15/2020 12:14	0:01	SSA3	0.0137	1.2990	Oversupply
4/15/2020 12:15	0:01	SSA2	0.0153	0.8560	Oversupply
4/15/2020 12:15	0:01	SSA3	0.0164	0.8560	Oversupply
4/15/2020 12:16	0:01	SSA2	0.0153	0.6050	Oversupply
4/15/2020 12:16	0:01	SSA3	0.0164	0.6050	Oversupply
4/15/2020 12:17	0:01	SSA2	0.0153	1.0430	Oversupply
4/15/2020 12:17	0:01	SSA3	0.0164	1.0430	Oversupply
4/15/2020 12:18	0:01	SSA2	0.0148	1.7270	Oversupply
4/15/2020 12:18	0:01	SSA3	0.0158	1.7270	Oversupply
4/15/2020 12:19	0:01	SSA2	0.0153	1.6720	Oversupply
4/15/2020 12:19	0:01	SSA3	0.0164	1.6720	Oversupply
4/15/2020 12:19	0:01	SSA2	0.0153	2.2320	Oversupply
4/15/2020 12:19	0:01	SSA3	0.0164	2.2320	Oversupply
4/15/2020 12:20	0:01	SSA2	0.0153	2.4460	Oversupply
4/15/2020 12:20	0:01	SSA3	0.0164	2.4460	Oversupply
4/15/2020 12:21	0:01	SSA2	0.0153	2.3170	Oversupply
4/15/2020 12:21	0:01	SSA3	0.0164	2.3170	Oversupply
4/15/2020 12:22	0:01	SSA2	0.0153	1.4870	Oversupply
4/15/2020 12:22	0:01	SSA3	0.0164	1.4870	Oversupply
4/15/2020 12:23	0:01	SSA2	0.0153	2.6430	Oversupply
4/15/2020 12:23	0:01	SSA3	0.0164	2.6430	Oversupply
4/15/2020 12:24	0:01	SSA2	0.0147	1.6570	Oversupply
4/15/2020 12:24	0:01	SSA3	0.0158	1.6570	Oversupply
4/15/2020 12:25	0:01	SSA2	0.0150	2.0460	Oversupply
4/15/2020 12:25	0:01	SSA3	0.0161	2.0460	Oversupply
4/15/2020 12:25	0:01	SSA2	0.0156	2.2510	Oversupply
4/15/2020 12:25	0:01	SSA3	0.0168	2.2510	Oversupply
4/15/2020 12:37	0:01	SSA2	0.0050	1.8870	Oversupply
4/15/2020 12:37	0:01	SSA3	0.0035	1.8870	Oversupply
4/15/2020 12:38	0:01	SSA2	0.0049	0.7710	Oversupply
4/15/2020 12:38	0:01	SSA3	0.0035	0.7710	Oversupply
4/15/2020 12:39	0:01	SSA2	0.0050	0.5510	Oversupply
4/15/2020 12:39	0:01	SSA3	0.0035	0.5510	Oversupply



**Maui Curtailment Report**

April 2020

Start Date and Time	Duration (minutes)	IPP Curtailed	Estimated Curtailed MWH	Peak MW Curtailed	Reasons for Curtailment
4/15/2020 12:40	0:01	SSA2	0.0050	1.8740	Oversupply
4/15/2020 12:40	0:01	SSA3	0.0035	1.8740	Oversupply
4/15/2020 12:41	0:01	SSA2	0.0049	1.0030	Oversupply
4/15/2020 12:41	0:01	SSA3	0.0035	1.0030	Oversupply
4/15/2020 12:42	0:01	SSA2	0.0050	2.1260	Oversupply
4/15/2020 12:42	0:01	SSA3	0.0035	2.1260	Oversupply
4/15/2020 12:43	0:01	SSA2	0.0050	1.0480	Oversupply
4/15/2020 12:43	0:01	SSA3	0.0035	1.0480	Oversupply
4/15/2020 12:43	0:01	SSA2	0.0051	1.8870	Oversupply
4/15/2020 12:43	0:01	SSA3	0.0036	1.8870	Oversupply
4/15/2020 12:44	0:01	SSA2	-0.0015	1.6340	Oversupply
4/15/2020 12:44	0:01	SSA3	0.0044	1.6340	Oversupply
4/15/2020 12:45	0:01	SSA2	0.0055	2.1630	Oversupply
4/15/2020 12:45	0:01	SSA3	0.0048	2.1630	Oversupply
4/15/2020 12:48	0:01	SSA2	0.0055	2.2800	Oversupply
4/15/2020 12:48	0:01	SSA3	0.0048	2.2800	Oversupply
4/15/2020 12:49	0:01	SSA2	0.0055	1.8430	Oversupply
4/15/2020 12:49	0:01	SSA3	0.0048	1.8430	Oversupply
4/15/2020 12:49	0:01	SSA2	0.0055	1.8960	Oversupply
4/15/2020 12:49	0:01	SSA3	0.0048	1.8960	Oversupply
4/15/2020 12:50	0:01	SSA2	0.0055	1.2000	Oversupply
4/15/2020 12:50	0:01	SSA3	0.0048	1.2000	Oversupply
4/15/2020 12:51	0:01	SSA2	0.0055	2.6850	Oversupply
4/15/2020 12:51	0:01	SSA3	0.0048	2.6850	Oversupply
4/15/2020 12:52	0:01	SSA2	0.0055	2.4090	Oversupply
4/15/2020 12:52	0:01	SSA3	0.0048	2.4090	Oversupply
4/15/2020 12:53	0:01	SSA2	0.0055	2.2570	Oversupply
4/15/2020 12:53	0:01	SSA3	0.0048	2.2570	Oversupply
4/15/2020 12:54	0:01	SSA2	0.0055	1.5560	Oversupply
4/15/2020 12:54	0:01	SSA3	0.0048	1.5560	Oversupply
4/15/2020 12:55	0:01	SSA2	0.0055	2.2640	Oversupply
4/15/2020 12:55	0:01	SSA3	0.0048	2.2640	Oversupply
4/15/2020 12:56	0:01	SSA2	0.0055	2.7800	Oversupply
4/15/2020 12:56	0:01	SSA3	0.0048	2.7800	Oversupply
4/15/2020 13:00	0:01	SSA2	0.0144	2.9080	Oversupply
4/15/2020 13:00	0:01	SSA3	0.0141	2.9080	Oversupply
4/15/2020 13:03	0:01	SSA2	0.0144	2.7820	Oversupply
4/15/2020 13:03	0:01	SSA3	0.0141	2.7820	Oversupply
4/15/2020 13:04	0:01	SSA2	0.0144	1.9280	Oversupply
4/15/2020 13:04	0:01	SSA3	0.0141	1.9280	Oversupply
4/15/2020 13:05	0:01	SSA2	0.0144	1.7370	Oversupply
4/15/2020 13:05	0:01	SSA3	0.0141	1.7370	Oversupply
4/15/2020 13:06	0:01	SSA2	0.0144	1.3060	Oversupply
4/15/2020 13:06	0:01	SSA3	0.0141	1.3060	Oversupply
4/15/2020 13:07	0:01	SSA2	0.0144	1.8730	Oversupply
4/15/2020 13:07	0:01	SSA3	0.0141	1.8730	Oversupply
4/15/2020 13:08	0:01	SSA2	0.0144	0.6740	Oversupply
4/15/2020 13:08	0:01	SSA3	0.0141	0.6740	Oversupply
4/15/2020 13:09	0:01	SSA2	0.0144	1.1640	Oversupply
4/15/2020 13:09	0:01	SSA3	0.0141	1.1640	Oversupply
4/15/2020 13:09	0:01	SSA2	0.0144	1.8540	Oversupply
4/15/2020 13:09	0:01	SSA3	0.0141	1.8540	Oversupply
4/15/2020 13:10	0:01	SSA2	0.0144	1.8800	Oversupply
4/15/2020 13:10	0:01	SSA3	0.0141	1.8800	Oversupply
4/15/2020 13:11	0:01	SSA2	0.0144	0.5110	Oversupply
4/15/2020 13:11	0:01	SSA3	0.0141	0.5110	Oversupply
4/15/2020 13:12	0:01	SSA2	0.0144	1.7680	Oversupply
4/15/2020 13:12	0:01	SSA3	0.0141	1.7680	Oversupply
4/15/2020 13:13	0:01	SSA2	0.0144	1.5180	Oversupply
4/15/2020 13:13	0:01	SSA3	0.0141	1.5180	Oversupply
4/15/2020 13:14	0:01	SSA2	0.0151	1.0670	Oversupply
4/15/2020 13:14	0:01	SSA3	0.0149	1.0670	Oversupply
4/15/2020 13:15	0:01	SSA2	0.0218	0.9360	Oversupply
4/15/2020 13:15	0:01	SSA3	0.0231	0.9360	Oversupply
4/15/2020 13:15	0:01	SSA2	0.0218	0.8640	Oversupply
4/15/2020 13:15	0:01	SSA3	0.0231	0.8640	Oversupply
4/15/2020 13:16	0:01	SSA2	0.0218	0.4890	Oversupply
4/15/2020 13:16	0:01	SSA3	0.0231	0.4890	Oversupply
4/15/2020 13:17	0:01	SSA2	0.0218	1.7240	Oversupply
4/15/2020 13:17	0:01	SSA3	0.0231	1.7240	Oversupply
4/15/2020 13:18	0:01	SSA2	0.0218	0.1000	Oversupply
4/15/2020 13:18	0:01	SSA3	0.0231	0.1000	Oversupply
4/15/2020 13:19	0:01	SSA2	0.0218	0.8360	Oversupply
4/15/2020 13:19	0:01	SSA3	0.0231	0.8360	Oversupply
4/15/2020 13:20	0:01	SSA2	0.0213	0.8240	Oversupply



**Maui Curtailment Report**

April 2020

Start Date and Time	Duration (minutes)	IPP Curtailed	Estimated Curtailed MWH	Peak MW Curtailed	Reasons for Curtailment
4/15/2020 13:20	0:01	SSA3	0.0226	0.8240	Oversupply
4/15/2020 13:21	0:01	SSA2	0.0218	0.5800	Oversupply
4/15/2020 13:21	0:01	SSA3	0.0231	0.5800	Oversupply
4/15/2020 13:22	0:01	SSA2	0.0218	0.2110	Oversupply
4/15/2020 13:22	0:01	SSA3	0.0231	0.2110	Oversupply
4/15/2020 13:22	0:01	SSA2	0.0218	0.8300	Oversupply
4/15/2020 13:22	0:01	SSA3	0.0231	0.8300	Oversupply
4/15/2020 13:23	0:01	SSA2	0.0218	0.5300	Oversupply
4/15/2020 13:23	0:01	SSA3	0.0231	0.5300	Oversupply
4/15/2020 13:24	0:01	SSA2	0.0218	1.6590	Oversupply
4/15/2020 13:24	0:01	SSA3	0.0231	1.6590	Oversupply
4/15/2020 13:25	0:01	SSA2	0.0218	2.3500	Oversupply
4/15/2020 13:25	0:01	SSA3	0.0231	2.3500	Oversupply
4/15/2020 13:26	0:01	SSA2	0.0218	2.2170	Oversupply
4/15/2020 13:26	0:01	SSA3	0.0231	2.2170	Oversupply
4/15/2020 13:27	0:01	SSA2	0.0218	2.2360	Oversupply
4/15/2020 13:27	0:01	SSA3	0.0231	2.2360	Oversupply
4/15/2020 13:28	0:01	SSA2	0.0218	2.5620	Oversupply
4/15/2020 13:28	0:01	SSA3	0.0231	2.5620	Oversupply
4/15/2020 13:28	0:01	SSA2	0.0218	2.9020	Oversupply
4/15/2020 13:28	0:01	SSA3	0.0231	2.9020	Oversupply
4/15/2020 13:29	0:01	SSA2	0.0081	2.3260	Oversupply
4/15/2020 13:29	0:01	SSA3	0.0134	2.3260	Oversupply
4/15/2020 13:30	0:01	SSA2	0.0040	2.9090	Oversupply
4/15/2020 13:30	0:01	SSA3	0.0018	2.9090	Oversupply
4/15/2020 13:49	0:01	SSA2	0.0024	1.5500	Oversupply
4/15/2020 13:49	0:01	SSA3	0.0030	1.5500	Oversupply
4/15/2020 13:50	0:01	SSA2	0.0024	1.4480	Oversupply
4/15/2020 13:50	0:01	SSA3	0.0030	1.4480	Oversupply
4/15/2020 13:51	0:01	SSA2	0.0024	0.2730	Oversupply
4/15/2020 13:51	0:01	SSA3	0.0030	0.2730	Oversupply
4/16/2020 0:02	0:38	KWPPII	4.4140	15.0192	Oversupply
4/16/2020 0:12	0:02	AWE	0.0083	19.6000	Oversupply
4/16/2020 0:48	0:01	KWPPII	0.0065	10.3698	Oversupply
4/16/2020 0:50	0:08	KWPPII	0.3338	15.5841	Oversupply
4/16/2020 1:04	0:01	KWPPII	0.0083	13.3866	Oversupply
4/16/2020 1:08	0:25	KWPPII	1.2563	15.6559	Oversupply
4/16/2020 1:44	13:16	KWPPII	206.6652	19.2106	Oversupply
4/16/2020 2:10	0:02	AWE	0.0318	18.7000	Oversupply
4/16/2020 2:14	0:02	AWE	0.0140	18.8000	Oversupply
4/16/2020 2:29	0:01	AWE	0.0029	16.9000	Oversupply
4/16/2020 2:31	0:47	AWE	2.9631	21.0000	Oversupply
4/16/2020 3:20	0:01	AWE	0.0039	16.7000	Oversupply
4/16/2020 3:39	0:33	AWE	1.5690	21.0000	Oversupply
4/16/2020 4:13	0:01	AWE	0.0049	18.7000	Oversupply
4/16/2020 4:17	0:39	AWE	0.6442	21.0000	Oversupply
4/16/2020 5:56	9:04	BS250	Data not available	Data not available	Oversupply
4/16/2020 6:19	8:40	SSA2	17.9111	0.0000	Oversupply
4/16/2020 6:19	8:40	SSA3	18.3394	0.0000	Oversupply
4/16/2020 7:31	0:02	AWE	0.0013	21.0000	Oversupply
4/16/2020 7:38	0:03	AWE	0.0704	21.0000	Oversupply
4/16/2020 7:44	0:05	AWE	0.0834	21.0000	Oversupply
4/16/2020 7:54	0:10	AWE	0.3476	21.0000	Oversupply
4/16/2020 8:07	0:10	AWE	0.2617	21.0000	Oversupply
4/16/2020 8:20	6:30	AWE	92.4852	21.0000	Oversupply
4/16/2020 9:51	0:01	5A	Data not available	Data not available	Oversupply
4/16/2020 9:51	0:01	SAG	Data not available	Data not available	Oversupply
4/16/2020 9:58	0:01	5A	Data not available	Data not available	Oversupply
4/16/2020 9:58	0:01	SAG	Data not available	Data not available	Oversupply
4/16/2020 10:00	0:01	5A	Data not available	Data not available	Oversupply
4/16/2020 10:00	0:01	SAG	Data not available	Data not available	Oversupply
4/16/2020 10:02	0:02	5A	Data not available	Data not available	Oversupply
4/16/2020 10:02	0:02	SAG	Data not available	Data not available	Oversupply
4/16/2020 10:05	0:01	5A	Data not available	Data not available	Oversupply
4/16/2020 10:05	0:01	SAG	Data not available	Data not available	Oversupply
4/16/2020 10:05	0:01	KWP	0.0018	19.2791	Oversupply
4/16/2020 10:07	0:01	5A	Data not available	Data not available	Oversupply
4/16/2020 10:07	0:01	SAG	Data not available	Data not available	Oversupply
4/16/2020 10:10	0:02	5A	Data not available	Data not available	Oversupply
4/16/2020 10:10	0:02	SAG	Data not available	Data not available	Oversupply
4/16/2020 10:11	0:01	KWP	0.0009	20.2286	Oversupply
4/16/2020 10:13	0:01	5A	Data not available	Data not available	Oversupply
4/16/2020 10:13	0:01	SAG	Data not available	Data not available	Oversupply
4/16/2020 10:15	0:02	5A	Data not available	Data not available	Oversupply
4/16/2020 10:15	0:02	SAG	Data not available	Data not available	Oversupply



**Maui Curtailment Report**

April 2020

Start Date and Time	Duration (minutes)	IPP Curtailed	Estimated Curtailed MWH	Peak MW Curtailed	Reasons for Curtailment
4/16/2020 10:16	0:01	KWP	0.0009	21.3890	Oversupply
4/16/2020 10:30	0:02	5A	Data not available	Data not available	Oversupply
4/16/2020 10:30	0:02	SAG	Data not available	Data not available	Oversupply
4/16/2020 10:33	0:02	5A	Data not available	Data not available	Oversupply
4/16/2020 10:33	0:02	SAG	Data not available	Data not available	Oversupply
4/16/2020 10:36	0:03	5A	Data not available	Data not available	Oversupply
4/16/2020 10:36	0:03	SAG	Data not available	Data not available	Oversupply
4/16/2020 10:40	0:09	5A	Data not available	Data not available	Oversupply
4/16/2020 10:40	0:09	SAG	Data not available	Data not available	Oversupply
4/16/2020 10:48	0:01	KWP	0.0018	18.0132	Oversupply
4/16/2020 10:50	0:08	5A	Data not available	Data not available	Oversupply
4/16/2020 10:50	0:08	SAG	Data not available	Data not available	Oversupply
4/16/2020 10:57	0:01	KWP	0.0009	14.7956	Oversupply
4/16/2020 10:59	0:08	5A	Data not available	Data not available	Oversupply
4/16/2020 10:59	0:08	SAG	Data not available	Data not available	Oversupply
4/16/2020 11:02	0:01	KWP	0.0009	14.0044	Oversupply
4/16/2020 11:05	0:01	KWP	0.0009	12.9495	Oversupply
4/16/2020 11:08	0:03	5A	Data not available	Data not available	Oversupply
4/16/2020 11:08	0:03	SAG	Data not available	Data not available	Oversupply
4/16/2020 11:12	0:03	5A	Data not available	Data not available	Oversupply
4/16/2020 11:12	0:03	SAG	Data not available	Data not available	Oversupply
4/16/2020 11:17	0:05	5A	Data not available	Data not available	Oversupply
4/16/2020 11:17	0:05	SAG	Data not available	Data not available	Oversupply
4/16/2020 11:20	0:01	KWP	0.0010	13.5824	Oversupply
4/16/2020 11:22	0:01	KWP	0.0026	13.8462	Oversupply
4/16/2020 11:23	0:02	5A	Data not available	Data not available	Oversupply
4/16/2020 11:23	0:02	SAG	Data not available	Data not available	Oversupply
4/16/2020 11:27	0:04	5A	Data not available	Data not available	Oversupply
4/16/2020 11:27	0:04	SAG	Data not available	Data not available	Oversupply
4/16/2020 11:30	0:01	KWP	0.0018	13.3714	Oversupply
4/16/2020 11:32	0:01	5A	Data not available	Data not available	Oversupply
4/16/2020 11:32	0:01	SAG	Data not available	Data not available	Oversupply
4/16/2020 11:34	0:06	5A	Data not available	Data not available	Oversupply
4/16/2020 11:34	0:06	SAG	Data not available	Data not available	Oversupply
4/16/2020 11:39	0:01	KWP	0.0018	15.4813	Oversupply
4/16/2020 11:41	0:05	5A	Data not available	Data not available	Oversupply
4/16/2020 11:41	0:05	SAG	Data not available	Data not available	Oversupply
4/16/2020 11:44	0:01	KWP	0.0018	15.1648	Oversupply
4/16/2020 11:50	0:08	5A	Data not available	Data not available	Oversupply
4/16/2020 11:50	0:08	SAG	Data not available	Data not available	Oversupply
4/16/2020 11:56	0:01	KWP	0.0005	15.5868	Oversupply
4/16/2020 11:58	0:01	KWP	0.0009	15.7451	Oversupply
4/16/2020 12:01	0:01	5A	Data not available	Data not available	Oversupply
4/16/2020 12:01	0:01	SAG	Data not available	Data not available	Oversupply
4/16/2020 12:03	0:03	5A	Data not available	Data not available	Oversupply
4/16/2020 12:03	0:03	SAG	Data not available	Data not available	Oversupply
4/16/2020 12:05	0:01	KWP	0.0018	17.0637	Oversupply
4/16/2020 12:07	0:02	5A	Data not available	Data not available	Oversupply
4/16/2020 12:07	0:02	SAG	Data not available	Data not available	Oversupply
4/16/2020 12:09	0:01	KWP	0.0035	16.3780	Oversupply
4/16/2020 12:20	0:02	5A	Data not available	Data not available	Oversupply
4/16/2020 12:20	0:02	SAG	Data not available	Data not available	Oversupply
4/16/2020 12:25	0:02	5A	Data not available	Data not available	Oversupply
4/16/2020 12:25	0:02	SAG	Data not available	Data not available	Oversupply
4/16/2020 12:27	0:01	KWP	0.0011	12.5275	Oversupply
4/16/2020 12:28	0:02	5A	Data not available	Data not available	Oversupply
4/16/2020 12:28	0:02	SAG	Data not available	Data not available	Oversupply
4/16/2020 13:28	0:01	5A	Data not available	Data not available	Oversupply
4/16/2020 13:28	0:01	SAG	Data not available	Data not available	Oversupply
4/16/2020 13:34	0:02	5A	Data not available	Data not available	Oversupply
4/16/2020 13:34	0:02	SAG	Data not available	Data not available	Oversupply
4/16/2020 13:41	0:01	5A	Data not available	Data not available	Oversupply
4/16/2020 13:41	0:01	SAG	Data not available	Data not available	Oversupply
4/16/2020 13:45	0:01	5A	Data not available	Data not available	Oversupply
4/16/2020 13:45	0:01	SAG	Data not available	Data not available	Oversupply
4/16/2020 14:53	0:01	AWE	0.0066	19.3000	Oversupply
4/16/2020 14:55	0:01	AWE	0.0020	20.2000	Oversupply
4/16/2020 14:59	0:01	SSA2	0.0401	0.0010	Oversupply
4/16/2020 14:59	0:01	SSA3	0.0238	0.0010	Oversupply
4/16/2020 15:00	0:01	SSA2	0.0374	0.8340	Oversupply
4/16/2020 15:00	0:01	SSA3	0.0270	0.8340	Oversupply
4/16/2020 15:01	0:01	SSA2	0.0359	1.8140	Oversupply
4/16/2020 15:01	0:01	SSA3	0.0260	1.8140	Oversupply
4/16/2020 15:02	0:20	BS250	Data not available	Data not available	Oversupply
4/16/2020 15:02	0:21	KWP/II	2.2550	14.7707	Oversupply





**Maui Curtailment Report**

April 2020

Start Date and Time	Duration (minutes)	IPP Curtailed	Estimated Curtailed MWH	Peak MW Curtailed	Reasons for Curtailment
4/16/2020 15:02	0:21	SSA2	0.8353	1.7410	Oversupply
4/16/2020 15:02	0:21	SSA3	0.6451	1.7410	Oversupply
4/16/2020 15:22	0:01	SSA2	0.0305	0.3090	Oversupply
4/16/2020 15:22	0:01	SSA3	0.0275	0.3090	Oversupply
4/16/2020 15:23	0:01	SSA2	0.0305	0.4290	Oversupply
4/16/2020 15:23	0:01	SSA3	0.0275	0.4290	Oversupply
4/16/2020 15:24	0:01	SSA2	0.0305	0.2290	Oversupply
4/16/2020 15:24	0:01	SSA3	0.0275	0.2290	Oversupply
4/16/2020 15:25	0:01	SSA2	0.0305	0.5120	Oversupply
4/16/2020 15:25	0:01	SSA3	0.0275	0.5120	Oversupply
4/16/2020 15:26	0:01	SSA2	0.0305	1.2510	Oversupply
4/16/2020 15:26	0:01	SSA3	0.0275	1.2510	Oversupply
4/16/2020 15:27	0:01	SSA2	0.0305	1.5690	Oversupply
4/16/2020 15:27	0:01	SSA3	0.0275	1.5690	Oversupply
4/16/2020 15:27	0:01	SSA2	0.0305	1.9580	Oversupply
4/16/2020 15:27	0:01	SSA3	0.0275	1.9580	Oversupply
4/16/2020 20:00	0:01	KWPPII	0.0001	0.0040	Oversupply
4/16/2020 21:25	0:01	KWPPII	0.0017	0.1008	Oversupply
4/16/2020 21:55	1:17	KWPPII	17.6210	17.4602	Oversupply
4/16/2020 21:56	0:48	AWE	4.5333	13.7000	Oversupply
4/16/2020 22:45	0:22	AWE	1.3256	11.2000	Oversupply
4/16/2020 23:13	2:31	KWPPII	27.8131	17.6798	Oversupply
4/17/2020 0:38	0:01	AWE	0.0082	14.5000	Oversupply
4/17/2020 0:40	0:01	AWE	0.0054	12.9000	Oversupply
4/17/2020 0:42	0:01	AWE	0.0157	11.7000	Oversupply
4/17/2020 0:44	0:02	AWE	0.0036	9.3000	Oversupply
4/17/2020 0:47	0:18	AWE	0.9083	9.5000	Oversupply
4/17/2020 1:11	0:03	AWE	0.0660	12.0000	Oversupply
4/17/2020 1:28	0:11	AWE	0.6629	18.5000	Oversupply
4/17/2020 1:46	0:52	KWPPII	9.5130	16.7048	Oversupply
4/17/2020 2:10	0:01	AWE	0.0050	15.6000	Oversupply
4/17/2020 2:12	0:21	AWE	0.7836	18.0000	Oversupply
4/17/2020 2:40	2:09	KWPPII	29.7188	17.0600	Oversupply
4/17/2020 2:43	0:14	AWE	0.2036	21.0000	Oversupply
4/17/2020 2:58	0:01	AWE	0.0039	11.2000	Oversupply
4/17/2020 3:00	0:36	AWE	1.2794	15.3000	Oversupply
4/17/2020 3:39	0:20	AWE	1.3909	15.7000	Oversupply
4/17/2020 4:02	0:36	AWE	3.8508	20.8000	Oversupply
4/17/2020 4:39	0:03	AWE	0.0463	11.0000	Oversupply
4/17/2020 4:51	6:42	KWPPII	69.7554	17.6149	Oversupply
4/17/2020 5:56	7:43	BS250	Data not available	Data not available	Oversupply
4/17/2020 6:18	7:20	SSA2	14.0609	-0.0020	Oversupply
4/17/2020 6:18	7:20	SSA3	14.9580	-0.0020	Oversupply
4/17/2020 7:03	0:04	AWE	0.0391	19.6000	Oversupply
4/17/2020 7:09	0:01	AWE	0.0001	17.6000	Oversupply
4/17/2020 7:12	0:01	AWE	0.0072	15.8000	Oversupply
4/17/2020 7:15	1:28	AWE	5.6547	21.0000	Oversupply
4/17/2020 8:46	0:01	AWE	0.0056	20.1000	Oversupply
4/17/2020 8:59	4:39	AWE	22.8569	20.2000	Oversupply
4/17/2020 11:35	0:02	KWPPII	0.0015	0.0719	Oversupply
4/17/2020 11:38	0:06	KWPPII	0.0343	0.5648	Oversupply
4/17/2020 12:10	0:02	KWPPII	0.0004	0.0160	Oversupply
4/17/2020 12:33	0:01	KWPPII	0.0022	0.1337	Oversupply
4/17/2020 12:56	0:01	KWPPII	0.0001	0.0080	Oversupply
4/17/2020 13:01	0:15	KWPPII	0.0736	0.5379	Oversupply
4/17/2020 13:20	0:18	KWPPII	0.0405	0.2834	Oversupply
4/17/2020 13:38	0:01	SSA2	0.0411	0.0970	Oversupply
4/17/2020 13:38	0:01	SSA3	0.0409	0.0970	Oversupply
4/17/2020 13:39	0:01	SSA2	0.0411	0.1390	Oversupply
4/17/2020 13:39	0:01	SSA3	0.0409	0.1390	Oversupply
4/17/2020 13:40	0:02	SSA2	0.0821	0.2190	Oversupply
4/17/2020 13:40	0:02	SSA3	0.0818	0.2190	Oversupply
4/17/2020 13:41	0:01	BS250	Data not available	Data not available	Oversupply
4/17/2020 13:41	0:02	AWE	0.0129	16.8000	Oversupply
4/17/2020 13:42	0:01	SSA2	0.0411	0.0050	Oversupply
4/17/2020 13:42	0:01	SSA3	0.0409	0.0050	Oversupply
4/17/2020 13:43	0:02	KWPPII	0.0014	0.0539	Oversupply
4/17/2020 13:43	0:01	SSA2	0.0411	0.0260	Oversupply
4/17/2020 13:43	0:01	SSA3	0.0409	0.0260	Oversupply
4/17/2020 13:43	0:01	SSA2	0.0411	0.0060	Oversupply
4/17/2020 13:43	0:01	SSA3	0.0409	0.0060	Oversupply
4/17/2020 13:44	0:01	AWE	0.0072	17.4000	Oversupply
4/17/2020 13:44	0:01	SSA2	0.0372	0.0120	Oversupply
4/17/2020 13:44	0:01	SSA3	0.0370	0.0120	Oversupply
4/17/2020 13:45	0:01	BS250	Data not available	Data not available	Oversupply



**Maui Curtailment Report**

April 2020

Start Date and Time	Duration (minutes)	IPP Curtailed	Estimated Curtailed MWH	Peak MW Curtailed	Reasons for Curtailment
4/17/2020 13:45	0:01	SSA2	0.0359	0.0010	Oversupply
4/17/2020 13:45	0:01	SSA3	0.0357	0.0010	Oversupply
4/17/2020 13:46	0:01	AWE	0.0006	17.0000	Oversupply
4/17/2020 13:46	0:01	KWP11	0.0001	0.0060	Oversupply
4/17/2020 13:46	0:02	SSA2	0.0717	0.0300	Oversupply
4/17/2020 13:46	0:02	SSA3	0.0715	0.0300	Oversupply
4/17/2020 13:47	0:01	BS250	Data not available	Data not available	Oversupply
4/17/2020 13:48	0:01	SSA2	0.0345	0.0230	Oversupply
4/17/2020 13:48	0:01	SSA3	0.0344	0.0230	Oversupply
4/17/2020 13:49	0:01	SSA2	0.0359	0.3070	Oversupply
4/17/2020 13:49	0:01	SSA3	0.0357	0.3070	Oversupply
4/17/2020 13:49	0:01	SSA2	0.0359	0.5750	Oversupply
4/17/2020 13:49	0:01	SSA3	0.0357	0.5750	Oversupply
4/17/2020 13:50	0:01	SSA2	0.0359	0.9920	Oversupply
4/17/2020 13:50	0:01	SSA3	0.0357	0.9920	Oversupply
4/17/2020 13:51	0:01	SSA2	0.0359	0.6750	Oversupply
4/17/2020 13:51	0:01	SSA3	0.0357	0.6750	Oversupply
4/17/2020 13:52	0:01	SSA2	0.0359	0.5430	Oversupply
4/17/2020 13:52	0:01	SSA3	0.0357	0.5430	Oversupply
4/17/2020 13:53	0:01	BS250	Data not available	Data not available	Oversupply
4/17/2020 13:53	0:02	SSA2	0.0703	0.0190	Oversupply
4/17/2020 13:53	0:02	SSA3	0.0701	0.0190	Oversupply
4/17/2020 13:54	0:01	AWE	0.0019	18.2000	Oversupply
4/17/2020 13:55	0:01	SSA2	0.0359	0.1220	Oversupply
4/17/2020 13:55	0:01	SSA3	0.0357	0.1220	Oversupply
4/17/2020 13:55	0:01	SSA2	0.0359	0.9590	Oversupply
4/17/2020 13:55	0:01	SSA3	0.0357	0.9590	Oversupply
4/17/2020 13:56	0:01	SSA2	0.0359	1.2910	Oversupply
4/17/2020 13:56	0:01	SSA3	0.0357	1.2910	Oversupply
4/17/2020 13:57	0:01	SSA2	0.0359	0.0710	Oversupply
4/17/2020 13:57	0:01	SSA3	0.0357	0.0710	Oversupply
4/17/2020 13:58	0:01	SSA2	0.0359	0.9350	Oversupply
4/17/2020 13:58	0:01	SSA3	0.0357	0.9350	Oversupply
4/17/2020 13:59	0:01	SSA2	0.0308	0.1360	Oversupply
4/17/2020 13:59	0:01	SSA3	0.0301	0.1360	Oversupply
4/17/2020 14:00	0:01	AWE	0.0050	19.2000	Oversupply
4/17/2020 14:00	0:01	SSA2	0.0220	0.0210	Oversupply
4/17/2020 14:00	0:01	SSA3	0.0203	0.0210	Oversupply
4/17/2020 14:01	0:01	SSA2	0.0220	0.3320	Oversupply
4/17/2020 14:01	0:01	SSA3	0.0203	0.3320	Oversupply
4/17/2020 14:02	0:01	SSA2	0.0220	0.9430	Oversupply
4/17/2020 14:02	0:01	SSA3	0.0203	0.9430	Oversupply
4/17/2020 14:02	0:01	SSA2	0.0220	0.6270	Oversupply
4/17/2020 14:02	0:01	SSA3	0.0203	0.6270	Oversupply
4/17/2020 14:03	0:01	SSA2	0.0220	1.1820	Oversupply
4/17/2020 14:03	0:01	SSA3	0.0203	1.1820	Oversupply
4/17/2020 14:04	0:01	SSA2	0.0220	1.8160	Oversupply
4/17/2020 14:04	0:01	SSA3	0.0203	1.8160	Oversupply
4/17/2020 14:05	0:01	SSA2	0.0220	1.8430	Oversupply
4/17/2020 14:05	0:01	SSA3	0.0203	1.8430	Oversupply
4/17/2020 14:06	0:01	SSA2	0.0220	0.7450	Oversupply
4/17/2020 14:06	0:01	SSA3	0.0203	0.7450	Oversupply
4/17/2020 14:07	0:01	SSA2	0.0220	1.5360	Oversupply
4/17/2020 14:07	0:01	SSA3	0.0203	1.5360	Oversupply
4/17/2020 14:08	0:01	SSA2	0.0220	1.3970	Oversupply
4/17/2020 14:08	0:01	SSA3	0.0203	1.3970	Oversupply
4/17/2020 14:08	0:01	SSA2	0.0216	1.3940	Oversupply
4/17/2020 14:08	0:01	SSA3	0.0199	1.3940	Oversupply
4/17/2020 14:09	0:02	SSA2	0.0431	1.6110	Oversupply
4/17/2020 14:09	0:02	SSA3	0.0397	1.6110	Oversupply
4/17/2020 14:11	0:01	SSA2	0.0220	1.9110	Oversupply
4/17/2020 14:11	0:01	SSA3	0.0203	1.9110	Oversupply
4/17/2020 14:12	0:01	SSA2	0.0220	1.2890	Oversupply
4/17/2020 14:12	0:01	SSA3	0.0203	1.2890	Oversupply
4/17/2020 14:13	0:01	SSA2	0.0220	2.4940	Oversupply
4/17/2020 14:13	0:01	SSA3	0.0203	2.4940	Oversupply
4/17/2020 14:14	0:01	SSA2	0.0220	2.1810	Oversupply
4/17/2020 14:14	0:01	SSA3	0.0203	2.1810	Oversupply
4/17/2020 14:15	0:01	SSA2	0.0062	1.6450	Oversupply
4/17/2020 14:15	0:01	SSA3	0.0047	1.6450	Oversupply
4/17/2020 14:15	0:01	SSA2	0.0062	2.5620	Oversupply
4/17/2020 14:15	0:01	SSA3	0.0047	2.5620	Oversupply
4/17/2020 14:16	0:01	SSA2	0.0062	1.5750	Oversupply
4/17/2020 14:16	0:01	SSA3	0.0047	1.5750	Oversupply
4/17/2020 14:17	0:01	SSA2	0.0060	2.7020	Oversupply





**Maui Curtailment Report**

April 2020

Start Date and Time	Duration (minutes)	IPP Curtailed	Estimated Curtailed MWH	Peak MW Curtailed	Reasons for Curtailment
4/17/2020 14:17	0:01	SSA3	0.0046	2.7020	Oversupply
4/17/2020 14:18	0:01	SSA2	0.0062	1.1230	Oversupply
4/17/2020 14:18	0:01	SSA3	0.0047	1.1230	Oversupply
4/17/2020 14:19	0:01	SSA2	0.0062	1.3450	Oversupply
4/17/2020 14:19	0:01	SSA3	0.0047	1.3450	Oversupply
4/17/2020 14:20	0:01	SSA2	0.0062	2.9160	Oversupply
4/17/2020 14:20	0:01	SSA3	0.0047	2.9160	Oversupply
4/17/2020 14:21	0:01	SSA2	0.0062	2.6560	Oversupply
4/17/2020 14:21	0:01	SSA3	0.0047	2.6560	Oversupply
4/17/2020 14:21	0:01	SSA2	0.0062	2.9040	Oversupply
4/17/2020 14:21	0:01	SSA3	0.0047	2.9040	Oversupply
4/17/2020 14:22	0:01	SSA2	0.0062	2.8300	Oversupply
4/17/2020 14:22	0:01	SSA3	0.0047	2.8300	Oversupply
4/17/2020 14:23	0:01	SSA2	0.0060	2.1100	Oversupply
4/17/2020 14:23	0:01	SSA3	0.0046	2.1100	Oversupply
4/17/2020 14:27	0:01	SSA2	0.0062	2.9090	Oversupply
4/17/2020 14:27	0:01	SSA3	0.0047	2.9090	Oversupply
4/17/2020 15:01	0:01	KWPll	0.0007	0.0429	Oversupply
4/17/2020 16:33	0:01	SSA2	0.0016	1.6520	Oversupply
4/17/2020 16:33	0:01	SSA3	0.0019	1.6520	Oversupply
4/17/2020 16:34	0:01	SSA2	0.0016	1.2000	Oversupply
4/17/2020 16:34	0:01	SSA3	0.0019	1.2000	Oversupply
4/17/2020 22:04	0:09	KWPll	0.3100	15.1260	Oversupply
4/17/2020 22:14	0:01	KWPll	0.0034	13.5143	Oversupply
4/17/2020 22:47	0:03	KWPll	0.0973	13.8686	Oversupply
4/17/2020 22:55	0:01	KWPll	0.0057	15.3046	Oversupply
4/17/2020 23:07	0:26	KWPll	2.4891	17.6608	Oversupply
4/17/2020 23:53	0:01	KWPll	0.0004	17.4712	Oversupply
4/17/2020 23:55	0:03	KWPll	0.0347	17.1119	Oversupply
4/18/2020 0:03	0:06	KWPll	0.0742	15.5332	Oversupply
4/18/2020 0:41	1:20	KWPll	9.5367	17.6379	Oversupply
4/18/2020 2:02	1:03	KWPll	8.7498	16.7397	Oversupply
4/18/2020 3:07	0:09	KWPll	0.1887	11.2599	Oversupply
4/18/2020 3:19	0:02	KWPll	0.0436	10.9166	Oversupply
4/18/2020 3:25	0:01	KWPll	0.0083	11.7010	Oversupply
4/18/2020 3:27	0:03	KWPll	0.0287	12.7848	Oversupply
4/18/2020 3:31	0:02	KWPll	0.0126	13.0872	Oversupply
4/18/2020 4:26	0:04	KWPll	0.0344	11.7669	Oversupply
4/18/2020 4:33	2:05	KWPll	7.9426	14.9703	Oversupply
4/18/2020 5:56	0:42	BS250	Data not available	Data not available	Oversupply
4/18/2020 6:18	0:19	SSA2	0.0148	0.0020	Oversupply
4/18/2020 6:18	0:19	SSA3	0.0188	0.0020	Oversupply
4/18/2020 6:38	0:01	SSA2	0.0009	0.0510	Oversupply
4/18/2020 6:38	0:01	SSA3	0.0015	0.0510	Oversupply
4/18/2020 6:40	0:02	BS250	Data not available	Data not available	Oversupply
4/18/2020 6:40	0:02	SSA2	0.0017	0.0820	Oversupply
4/18/2020 6:40	0:02	SSA3	0.0030	0.0820	Oversupply
4/18/2020 6:41	0:01	KWPll	0.0134	9.2560	Oversupply
4/18/2020 6:42	0:01	SSA2	0.0008	0.0590	Oversupply
4/18/2020 6:42	0:01	SSA3	0.0014	0.0590	Oversupply
4/18/2020 6:44	0:31	SSA2	0.0717	0.0560	Oversupply
4/18/2020 6:44	0:31	SSA3	0.2033	0.0560	Oversupply
4/18/2020 6:45	0:31	BS250	Data not available	Data not available	Oversupply
4/18/2020 6:45	0:31	KWPll	1.2906	10.0135	Oversupply
4/18/2020 7:15	0:01	SSA2	0.0060	0.0020	Oversupply
4/18/2020 7:15	0:01	SSA3	0.0076	0.0020	Oversupply
4/18/2020 7:18	0:01	SSA2	0.0059	0.1320	Oversupply
4/18/2020 7:18	0:01	SSA3	0.0075	0.1320	Oversupply
4/18/2020 7:19	1:19	BS250	Data not available	Data not available	Oversupply
4/18/2020 7:19	1:20	KWPll	7.6741	10.3678	Oversupply
4/18/2020 7:19	1:19	SSA2	1.0799	0.0080	Oversupply
4/18/2020 7:19	1:19	SSA3	1.4358	0.0080	Oversupply
4/18/2020 7:47	0:06	AWE	0.1592	14.2000	Oversupply
4/18/2020 7:58	0:20	AWE	0.8348	16.3000	Oversupply
4/18/2020 8:21	0:03	AWE	0.0206	16.9000	Oversupply
4/18/2020 8:25	0:02	AWE	0.0186	16.8000	Oversupply
4/18/2020 8:28	0:03	AWE	0.0264	17.3000	Oversupply
4/18/2020 8:34	0:01	AWE	0.0143	17.6000	Oversupply
4/18/2020 8:41	0:01	SSA2	0.0157	0.9210	Oversupply
4/18/2020 8:41	0:01	SSA3	0.0197	0.9210	Oversupply
4/18/2020 8:42	0:01	SSA2	0.0160	0.6070	Oversupply
4/18/2020 8:42	0:01	SSA3	0.0201	0.6070	Oversupply
4/18/2020 8:42	0:01	SSA2	0.0157	0.8630	Oversupply
4/18/2020 8:42	0:01	SSA3	0.0197	0.8630	Oversupply
4/18/2020 8:43	0:01	BS250	Data not available	Data not available	Oversupply



Maui Curtailment Report

April 2020

Start Date and Time	Duration (minutes)	IPP Curtailed	Estimated Curtailed MWH	Peak MW Curtailed	Reasons for Curtailment
4/18/2020 8:43	0:01	SSA2	0.0157	0.0720	Oversupply
4/18/2020 8:43	0:01	SSA3	0.0197	0.0720	Oversupply
4/18/2020 8:44	0:01	KWPPII	0.0003	6.8320	Oversupply
4/18/2020 8:44	0:01	SSA2	0.0172	0.2100	Oversupply
4/18/2020 8:44	0:01	SSA3	0.0212	0.2100	Oversupply
4/18/2020 8:45	0:01	SSA2	0.0207	0.3310	Oversupply
4/18/2020 8:45	0:01	SSA3	0.0240	0.3310	Oversupply
4/18/2020 8:46	0:08	BS250	Data not available	Data not available	Oversupply
4/18/2020 8:46	0:09	SSA2	0.2077	0.0600	Oversupply
4/18/2020 8:46	0:09	SSA3	0.2416	0.0600	Oversupply
4/18/2020 8:47	0:08	KWPPII	0.1341	6.4358	Oversupply
4/18/2020 8:54	0:01	SSA2	0.0211	0.0850	Oversupply
4/18/2020 8:54	0:01	SSA3	0.0245	0.0850	Oversupply
4/18/2020 8:55	0:01	SSA2	0.0202	0.3850	Oversupply
4/18/2020 8:55	0:01	SSA3	0.0235	0.3850	Oversupply
4/18/2020 8:56	0:01	SSA2	0.0211	0.0430	Oversupply
4/18/2020 8:56	0:01	SSA3	0.0245	0.0430	Oversupply
4/18/2020 8:57	0:11	KWPPII	0.1099	3.8152	Oversupply
4/18/2020 8:57	0:01	SSA2	0.0211	0.0080	Oversupply
4/18/2020 8:57	0:01	SSA3	0.0245	0.0080	Oversupply
4/18/2020 8:58	0:10	BS250	Data not available	Data not available	Oversupply
4/18/2020 8:58	0:09	SSA2	0.2429	0.0100	Oversupply
4/18/2020 8:58	0:09	SSA3	0.2928	0.0100	Oversupply
4/18/2020 9:07	0:01	SSA2	0.0219	0.0010	Oversupply
4/18/2020 9:07	0:01	SSA3	0.0266	0.0010	Oversupply
4/18/2020 9:08	0:01	SSA2	0.0223	0.1650	Oversupply
4/18/2020 9:08	0:01	SSA3	0.0271	0.1650	Oversupply
4/18/2020 9:09	0:01	SSA2	0.0227	0.2960	Oversupply
4/18/2020 9:09	0:01	SSA3	0.0276	0.2960	Oversupply
4/18/2020 9:10	0:02	BS250	Data not available	Data not available	Oversupply
4/18/2020 9:10	0:03	SSA2	0.0682	0.0670	Oversupply
4/18/2020 9:10	0:03	SSA3	0.0829	0.0670	Oversupply
4/18/2020 9:11	0:02	KWPPII	0.0141	2.2494	Oversupply
4/18/2020 9:12	0:01	SSA2	0.0227	0.2350	Oversupply
4/18/2020 9:12	0:01	SSA3	0.0276	0.2350	Oversupply
4/18/2020 9:13	0:01	SSA2	0.0227	0.9190	Oversupply
4/18/2020 9:13	0:01	SSA3	0.0276	0.9190	Oversupply
4/18/2020 9:14	0:01	SSA2	0.0230	0.3370	Oversupply
4/18/2020 9:14	0:01	SSA3	0.0274	0.3370	Oversupply
4/18/2020 9:15	0:02	SSA2	0.0499	0.0570	Oversupply
4/18/2020 9:15	0:02	SSA3	0.0588	0.0570	Oversupply
4/18/2020 9:16	0:01	BS250	Data not available	Data not available	Oversupply
4/18/2020 9:16	0:02	KWPPII	0.0047	1.5179	Oversupply
4/18/2020 9:17	0:01	SSA2	0.0250	0.0090	Oversupply
4/18/2020 9:17	0:01	SSA3	0.0294	0.0090	Oversupply
4/18/2020 9:18	0:01	SSA2	0.0250	0.0760	Oversupply
4/18/2020 9:18	0:01	SSA3	0.0294	0.0760	Oversupply
4/18/2020 9:18	0:01	SSA2	0.0250	0.1180	Oversupply
4/18/2020 9:18	0:01	SSA3	0.0294	0.1180	Oversupply
4/18/2020 9:19	0:01	SSA2	0.0250	0.1270	Oversupply
4/18/2020 9:19	0:01	SSA3	0.0294	0.1270	Oversupply
4/18/2020 9:20	0:01	SSA2	0.0250	0.1270	Oversupply
4/18/2020 9:20	0:01	SSA3	0.0294	0.1270	Oversupply
4/18/2020 9:21	0:04	BS250	Data not available	Data not available	Oversupply
4/18/2020 9:21	0:03	SSA2	0.0989	0.0070	Oversupply
4/18/2020 9:21	0:03	SSA3	0.1165	0.0070	Oversupply
4/18/2020 9:22	0:03	KWPPII	0.0315	1.1496	Oversupply
4/18/2020 9:23	0:01	AWE	0.0005	14.5000	Oversupply
4/18/2020 9:24	0:01	SSA2	0.0250	0.0750	Oversupply
4/18/2020 9:24	0:01	SSA3	0.0294	0.0750	Oversupply
4/18/2020 9:25	0:01	SSA2	0.0250	0.1800	Oversupply
4/18/2020 9:25	0:01	SSA3	0.0294	0.1800	Oversupply
4/18/2020 9:26	0:01	SSA2	0.0240	0.1670	Oversupply
4/18/2020 9:26	0:01	SSA3	0.0283	0.1670	Oversupply
4/18/2020 9:27	4:46	BS250	Data not available	Data not available	Oversupply
4/18/2020 9:27	4:44	SSA2	12.6591	0.0040	Oversupply
4/18/2020 9:27	4:44	SSA3	13.2502	0.0040	Oversupply
4/18/2020 9:28	0:14	KWPPII	0.0969	0.9491	Oversupply
4/18/2020 9:28	4:32	AWE	21.1451	14.3000	Oversupply
4/18/2020 9:43	0:20	KWPPII	0.1740	1.0429	Oversupply
4/18/2020 10:04	0:05	KWPPII	0.0227	0.5688	Oversupply
4/18/2020 10:12	0:03	KWPPII	0.0021	0.2345	Oversupply
4/18/2020 10:20	0:04	KWPPII	0.0099	0.3503	Oversupply
4/18/2020 11:06	0:02	KWPPII	0.0030	0.2235	Oversupply
4/18/2020 11:29	0:01	KWPPII	0.0002	0.1417	Oversupply



Maui Curtailment Report

April 2020

Start Date and Time	Duration (minutes)	IPP Curtailed	Estimated Curtailed MWH	Peak MW Curtailed	Reasons for Curtailment
4/18/2020 11:36	0:01	5A	Data not available	Data not available	Oversupply
4/18/2020 11:36	0:01	SAG	Data not available	Data not available	Oversupply
4/18/2020 11:42	0:02	5A	Data not available	Data not available	Oversupply
4/18/2020 11:42	0:02	SAG	Data not available	Data not available	Oversupply
4/18/2020 12:07	0:38	KWPll	0.1530	0.6836	Oversupply
4/18/2020 12:58	0:16	KWPll	0.0356	0.3573	Oversupply
4/18/2020 13:33	0:17	KWPll	0.0401	0.3992	Oversupply
4/18/2020 13:55	0:09	KWPll	0.0277	0.4311	Oversupply
4/18/2020 14:01	0:01	AWE	0.0039	11.5000	Oversupply
4/18/2020 14:03	0:09	AWE	0.1379	12.1000	Oversupply
4/18/2020 14:05	0:07	KWPll	0.0259	0.3014	Oversupply
4/18/2020 14:11	0:01	SSA2	0.0415	0.0010	Oversupply
4/18/2020 14:11	0:01	SSA3	0.0414	0.0010	Oversupply
4/18/2020 14:12	0:01	SSA2	0.0415	0.0180	Oversupply
4/18/2020 14:12	0:01	SSA3	0.0414	0.0180	Oversupply
4/18/2020 14:13	0:02	KWPll	0.0010	0.1437	Oversupply
4/18/2020 14:13	0:02	SSA2	0.0828	0.0020	Oversupply
4/18/2020 14:13	0:02	SSA3	0.0827	0.0020	Oversupply
4/18/2020 14:14	0:01	BS250	Data not available	Data not available	Oversupply
4/18/2020 14:14	0:01	AWE	0.0049	11.0000	Oversupply
4/18/2020 14:15	0:01	SSA2	0.0352	0.0000	Oversupply
4/18/2020 14:15	0:01	SSA3	0.0349	0.0000	Oversupply
4/18/2020 14:15	0:01	SSA2	0.0352	0.4730	Oversupply
4/18/2020 14:15	0:01	SSA3	0.0349	0.4730	Oversupply
4/18/2020 14:16	0:01	SSA2	0.0352	0.4030	Oversupply
4/18/2020 14:16	0:01	SSA3	0.0349	0.4030	Oversupply
4/18/2020 14:17	0:01	SSA2	0.0352	0.1400	Oversupply
4/18/2020 14:17	0:01	SSA3	0.0349	0.1400	Oversupply
4/18/2020 14:18	0:02	SSA2	0.0703	0.2090	Oversupply
4/18/2020 14:18	0:02	SSA3	0.0699	0.2090	Oversupply
4/18/2020 14:19	0:01	BS250	Data not available	Data not available	Oversupply
4/18/2020 14:20	0:01	SSA2	0.0345	0.0810	Oversupply
4/18/2020 14:20	0:01	SSA3	0.0343	0.0810	Oversupply
4/18/2020 14:21	0:01	SSA2	0.0352	0.5220	Oversupply
4/18/2020 14:21	0:01	SSA3	0.0349	0.5220	Oversupply
4/18/2020 14:21	0:01	SSA2	0.0352	0.1270	Oversupply
4/18/2020 14:21	0:01	SSA3	0.0349	0.1270	Oversupply
4/18/2020 14:22	0:01	BS250	Data not available	Data not available	Oversupply
4/18/2020 14:22	0:01	SSA2	0.0352	0.0000	Oversupply
4/18/2020 14:22	0:01	SSA3	0.0349	0.0000	Oversupply
4/18/2020 14:23	0:01	AWE	0.0003	11.6000	Oversupply
4/18/2020 14:23	0:01	KWPll	0.0014	0.1267	Oversupply
4/18/2020 14:23	0:01	SSA2	0.0352	0.1270	Oversupply
4/18/2020 14:23	0:01	SSA3	0.0349	0.1270	Oversupply
4/18/2020 14:24	0:01	SSA2	0.0352	0.3650	Oversupply
4/18/2020 14:24	0:01	SSA3	0.0349	0.3650	Oversupply
4/18/2020 14:25	0:01	SSA2	0.0338	0.7380	Oversupply
4/18/2020 14:25	0:01	SSA3	0.0336	0.7380	Oversupply
4/18/2020 14:26	0:01	SSA2	0.0352	1.2400	Oversupply
4/18/2020 14:26	0:01	SSA3	0.0349	1.2400	Oversupply
4/18/2020 14:27	0:01	SSA2	0.0352	1.1070	Oversupply
4/18/2020 14:27	0:01	SSA3	0.0349	1.1070	Oversupply
4/18/2020 14:27	0:01	SSA2	0.0352	1.3430	Oversupply
4/18/2020 14:27	0:01	SSA3	0.0349	1.3430	Oversupply
4/18/2020 14:28	0:01	SSA2	0.0352	0.3600	Oversupply
4/18/2020 14:28	0:01	SSA3	0.0349	0.3600	Oversupply
4/18/2020 14:29	0:01	SSA2	0.0305	0.7850	Oversupply
4/18/2020 14:29	0:01	SSA3	0.0233	0.7850	Oversupply
4/18/2020 14:30	0:01	SSA2	0.0135	0.7950	Oversupply
4/18/2020 14:30	0:01	SSA3	0.0168	0.7950	Oversupply
4/18/2020 14:31	0:01	SSA2	0.0135	1.1730	Oversupply
4/18/2020 14:31	0:01	SSA3	0.0168	1.1730	Oversupply
4/18/2020 14:32	0:01	SSA2	0.0135	0.8190	Oversupply
4/18/2020 14:32	0:01	SSA3	0.0168	0.8190	Oversupply
4/18/2020 14:33	0:01	SSA2	0.0135	0.8910	Oversupply
4/18/2020 14:33	0:01	SSA3	0.0168	0.8910	Oversupply
4/18/2020 14:34	0:01	SSA2	0.0135	1.0240	Oversupply
4/18/2020 14:34	0:01	SSA3	0.0168	1.0240	Oversupply
4/18/2020 14:34	0:01	SSA2	0.0130	1.1870	Oversupply
4/18/2020 14:34	0:01	SSA3	0.0161	1.1870	Oversupply
4/18/2020 14:35	0:01	SSA2	0.0135	0.6130	Oversupply
4/18/2020 14:35	0:01	SSA3	0.0168	0.6130	Oversupply
4/18/2020 14:36	0:01	SSA2	0.0135	1.0380	Oversupply
4/18/2020 14:36	0:01	SSA3	0.0168	1.0380	Oversupply
4/18/2020 14:37	0:01	SSA2	0.0135	0.4510	Oversupply



**Maui Curtailment Report**

April 2020

Start Date and Time	Duration (minutes)	IPP Curtailed	Estimated Curtailed MWH	Peak MW Curtailed	Reasons for Curtailment
4/18/2020 14:37	0:01	SSA3	0.0168	0.4510	Oversupply
4/18/2020 14:38	0:01	SSA2	0.0135	0.7670	Oversupply
4/18/2020 14:38	0:01	SSA3	0.0168	0.7670	Oversupply
4/18/2020 14:39	0:01	SSA2	0.0135	0.8790	Oversupply
4/18/2020 14:39	0:01	SSA3	0.0168	0.8790	Oversupply
4/18/2020 14:40	0:01	SSA2	0.0135	0.8680	Oversupply
4/18/2020 14:40	0:01	SSA3	0.0168	0.8680	Oversupply
4/18/2020 14:40	0:01	SSA2	0.0135	0.6630	Oversupply
4/18/2020 14:40	0:01	SSA3	0.0168	0.6630	Oversupply
4/18/2020 14:41	0:01	SSA2	0.0135	0.7990	Oversupply
4/18/2020 14:41	0:01	SSA3	0.0168	0.7990	Oversupply
4/18/2020 14:42	0:01	SSA2	0.0135	1.3430	Oversupply
4/18/2020 14:42	0:01	SSA3	0.0168	1.3430	Oversupply
4/18/2020 14:48	0:01	SSA2	0.0035	3.0270	Oversupply
4/18/2020 14:48	0:01	SSA3	0.0052	3.0270	Oversupply
4/18/2020 14:49	0:01	SSA2	0.0035	1.3290	Oversupply
4/18/2020 14:49	0:01	SSA3	0.0052	1.3290	Oversupply
4/18/2020 14:50	0:01	SSA2	0.0035	2.4830	Oversupply
4/18/2020 14:50	0:01	SSA3	0.0052	2.4830	Oversupply
4/18/2020 14:51	0:01	SSA2	0.0035	2.2150	Oversupply
4/18/2020 14:51	0:01	SSA3	0.0052	2.2150	Oversupply
4/18/2020 14:52	0:01	SSA2	0.0035	2.3220	Oversupply
4/18/2020 14:52	0:01	SSA3	0.0052	2.3220	Oversupply
4/18/2020 14:53	0:01	SSA2	0.0035	1.4580	Oversupply
4/18/2020 14:53	0:01	SSA3	0.0052	1.4580	Oversupply
4/18/2020 21:54	1:45	KWPPII	14.9757	19.2106	Oversupply
4/18/2020 23:41	0:17	KWPPII	1.2137	18.9961	Oversupply
4/19/2020 0:02	0:01	KWPPII	0.0092	16.9363	Oversupply
4/19/2020 8:23	0:01	SSA2	0.0034	1.0940	Oversupply
4/19/2020 8:23	0:01	SSA3	0.0025	1.0940	Oversupply
4/19/2020 8:24	0:01	SSA2	0.0034	0.1440	Oversupply
4/19/2020 8:24	0:01	SSA3	0.0025	0.1440	Oversupply
4/19/2020 8:25	0:01	SSA2	0.0034	0.5790	Oversupply
4/19/2020 8:25	0:01	SSA3	0.0025	0.5790	Oversupply
4/19/2020 8:26	0:01	SSA2	0.0034	0.5220	Oversupply
4/19/2020 8:26	0:01	SSA3	0.0025	0.5220	Oversupply
4/19/2020 8:29	0:01	SSA2	-0.0008	1.1930	Oversupply
4/19/2020 8:29	0:01	SSA3	-0.0015	1.1930	Oversupply
4/19/2020 9:04	0:01	SSA2	0.0000	1.7540	Oversupply
4/19/2020 9:04	0:01	SSA3	-0.0002	1.7540	Oversupply
4/19/2020 9:08	0:01	SSA2	0.0000	1.8180	Oversupply
4/19/2020 9:08	0:01	SSA3	-0.0002	1.8180	Oversupply
4/19/2020 9:30	0:01	SSA2	0.0055	2.1420	Oversupply
4/19/2020 9:30	0:01	SSA3	0.0078	2.1420	Oversupply
4/19/2020 9:35	0:01	SSA2	0.0054	2.2090	Oversupply
4/19/2020 9:35	0:01	SSA3	0.0076	2.2090	Oversupply
4/19/2020 9:37	0:01	SSA2	0.0055	2.2150	Oversupply
4/19/2020 9:37	0:01	SSA3	0.0078	2.2150	Oversupply
4/19/2020 9:38	0:01	SSA2	0.0055	1.7690	Oversupply
4/19/2020 9:38	0:01	SSA3	0.0078	1.7690	Oversupply
4/19/2020 9:38	0:02	SSA2	0.0110	1.3130	Oversupply
4/19/2020 9:38	0:02	SSA3	0.0155	1.3130	Oversupply
4/19/2020 9:40	0:01	SSA2	0.0055	1.5700	Oversupply
4/19/2020 9:40	0:01	SSA3	0.0078	1.5700	Oversupply
4/19/2020 9:41	0:01	SSA2	0.0055	1.4810	Oversupply
4/19/2020 9:41	0:01	SSA3	0.0078	1.4810	Oversupply
4/19/2020 9:42	0:01	SSA2	0.0055	1.3220	Oversupply
4/19/2020 9:42	0:01	SSA3	0.0078	1.3220	Oversupply
4/19/2020 9:43	0:01	SSA2	0.0055	0.7830	Oversupply
4/19/2020 9:43	0:01	SSA3	0.0078	0.7830	Oversupply
4/19/2020 9:44	0:01	SSA2	0.0055	0.9620	Oversupply
4/19/2020 9:44	0:01	SSA3	0.0078	0.9620	Oversupply
4/19/2020 9:44	0:01	SSA2	0.0205	0.7320	Oversupply
4/19/2020 9:44	0:01	SSA3	0.0219	0.7320	Oversupply
4/19/2020 9:45	0:01	SSA2	0.0231	1.3890	Oversupply
4/19/2020 9:45	0:01	SSA3	0.0244	1.3890	Oversupply
4/19/2020 9:46	0:01	SSA2	0.0231	1.2430	Oversupply
4/19/2020 9:46	0:01	SSA3	0.0244	1.2430	Oversupply
4/19/2020 9:47	0:01	SSA2	0.0231	1.0300	Oversupply
4/19/2020 9:47	0:01	SSA3	0.0244	1.0300	Oversupply
4/19/2020 9:48	0:01	SSA2	0.0231	1.4110	Oversupply
4/19/2020 9:48	0:01	SSA3	0.0244	1.4110	Oversupply
4/19/2020 9:49	0:01	SSA2	0.0231	0.7770	Oversupply
4/19/2020 9:49	0:01	SSA3	0.0244	0.7770	Oversupply
4/19/2020 9:50	0:01	SSA2	0.0231	0.6990	Oversupply



**Maui Curtailment Report**

April 2020

Start Date and Time	Duration (minutes)	IPP Curtailed	Estimated Curtailed MWH	Peak MW Curtailed	Reasons for Curtailment
4/19/2020 9:50	0:01	SSA3	0.0244	0.6990	Oversupply
4/19/2020 9:51	0:01	SSA2	0.0231	1.0490	Oversupply
4/19/2020 9:51	0:01	SSA3	0.0244	1.0490	Oversupply
4/19/2020 9:51	0:01	SSA2	0.0231	0.2910	Oversupply
4/19/2020 9:51	0:01	SSA3	0.0244	0.2910	Oversupply
4/19/2020 9:52	0:01	SSA2	0.0231	0.3980	Oversupply
4/19/2020 9:52	0:01	SSA3	0.0244	0.3980	Oversupply
4/19/2020 9:53	0:01	SSA2	0.0231	0.4470	Oversupply
4/19/2020 9:53	0:01	SSA3	0.0244	0.4470	Oversupply
4/19/2020 9:54	0:01	SSA2	0.0231	0.1740	Oversupply
4/19/2020 9:54	0:01	SSA3	0.0244	0.1740	Oversupply
4/19/2020 9:55	0:01	SSA2	0.0231	0.4310	Oversupply
4/19/2020 9:55	0:01	SSA3	0.0244	0.4310	Oversupply
4/19/2020 9:56	0:01	SSA2	0.0231	0.4290	Oversupply
4/19/2020 9:56	0:01	SSA3	0.0244	0.4290	Oversupply
4/19/2020 9:57	0:01	SSA2	0.0231	0.5030	Oversupply
4/19/2020 9:57	0:01	SSA3	0.0244	0.5030	Oversupply
4/19/2020 9:57	0:01	SSA2	0.0231	0.2300	Oversupply
4/19/2020 9:57	0:01	SSA3	0.0244	0.2300	Oversupply
4/19/2020 9:58	0:01	SSA2	0.0231	0.2370	Oversupply
4/19/2020 9:58	0:01	SSA3	0.0244	0.2370	Oversupply
4/19/2020 9:59	0:01	SSA2	0.0276	0.8350	Oversupply
4/19/2020 9:59	0:01	SSA3	0.0287	0.8350	Oversupply
4/19/2020 10:00	0:01	SSA2	0.0317	0.0840	Oversupply
4/19/2020 10:00	0:01	SSA3	0.0338	0.0840	Oversupply
4/19/2020 10:01	0:01	SSA2	0.0317	0.2600	Oversupply
4/19/2020 10:01	0:01	SSA3	0.0338	0.2600	Oversupply
4/19/2020 10:02	0:01	SSA2	0.0317	0.5930	Oversupply
4/19/2020 10:02	0:01	SSA3	0.0338	0.5930	Oversupply
4/19/2020 10:03	0:01	SSA2	0.0317	0.4640	Oversupply
4/19/2020 10:03	0:01	SSA3	0.0338	0.4640	Oversupply
4/19/2020 10:04	0:01	SSA2	0.0317	0.0500	Oversupply
4/19/2020 10:04	0:01	SSA3	0.0338	0.0500	Oversupply
4/19/2020 10:04	0:02	SSA2	0.0628	0.0760	Oversupply
4/19/2020 10:04	0:02	SSA3	0.0670	0.0760	Oversupply
4/19/2020 10:05	0:02	BS250	Data not available	Data not available	Oversupply
4/19/2020 10:06	0:01	AWE	0.0079	7.3000	Oversupply
4/19/2020 10:06	0:01	SSA2	0.0317	0.0410	Oversupply
4/19/2020 10:06	0:01	SSA3	0.0338	0.0410	Oversupply
4/19/2020 10:07	0:01	SSA2	0.0317	0.0800	Oversupply
4/19/2020 10:07	0:01	SSA3	0.0338	0.0800	Oversupply
4/19/2020 10:08	0:01	SSA2	0.0317	0.1170	Oversupply
4/19/2020 10:08	0:01	SSA3	0.0338	0.1170	Oversupply
4/19/2020 10:09	0:01	SSA2	0.0317	0.1000	Oversupply
4/19/2020 10:09	0:01	SSA3	0.0338	0.1000	Oversupply
4/19/2020 10:10	0:01	SSA2	0.0317	0.1090	Oversupply
4/19/2020 10:10	0:01	SSA3	0.0338	0.1090	Oversupply
4/19/2020 10:10	0:01	SSA2	0.0317	0.1160	Oversupply
4/19/2020 10:10	0:01	SSA3	0.0338	0.1160	Oversupply
4/19/2020 10:11	0:01	SSA2	0.0317	0.2940	Oversupply
4/19/2020 10:11	0:01	SSA3	0.0338	0.2940	Oversupply
4/19/2020 10:12	0:01	SSA2	0.0317	0.2510	Oversupply
4/19/2020 10:12	0:01	SSA3	0.0338	0.2510	Oversupply
4/19/2020 10:13	0:01	SSA2	0.0317	0.0310	Oversupply
4/19/2020 10:13	0:01	SSA3	0.0338	0.0310	Oversupply
4/19/2020 10:14	0:01	SSA2	0.0318	0.1180	Oversupply
4/19/2020 10:14	0:01	SSA3	0.0342	0.1180	Oversupply
4/19/2020 10:15	0:01	SSA2	0.0328	0.3310	Oversupply
4/19/2020 10:15	0:01	SSA3	0.0370	0.3310	Oversupply
4/19/2020 10:16	0:01	SSA2	0.0328	0.1010	Oversupply
4/19/2020 10:16	0:01	SSA3	0.0370	0.1010	Oversupply
4/19/2020 10:17	0:01	SSA2	0.0328	0.4070	Oversupply
4/19/2020 10:17	0:01	SSA3	0.0370	0.4070	Oversupply
4/19/2020 10:17	0:01	SSA2	0.0328	0.6250	Oversupply
4/19/2020 10:17	0:01	SSA3	0.0370	0.6250	Oversupply
4/19/2020 10:18	0:01	SSA2	0.0328	0.0850	Oversupply
4/19/2020 10:18	0:01	SSA3	0.0370	0.0850	Oversupply
4/19/2020 10:19	0:01	SSA2	0.0328	0.1480	Oversupply
4/19/2020 10:19	0:01	SSA3	0.0370	0.1480	Oversupply
4/19/2020 10:20	0:01	SSA2	0.0328	0.4020	Oversupply
4/19/2020 10:20	0:01	SSA3	0.0370	0.4020	Oversupply
4/19/2020 10:21	0:01	SSA2	0.0328	0.3740	Oversupply
4/19/2020 10:21	0:01	SSA3	0.0370	0.3740	Oversupply
4/19/2020 10:22	0:01	SSA2	0.0328	0.3760	Oversupply
4/19/2020 10:22	0:01	SSA3	0.0370	0.3760	Oversupply



Maui Curtailment Report

April 2020

Start Date and Time	Duration (minutes)	IPP Curtailed	Estimated Curtailed MWH	Peak MW Curtailed	Reasons for Curtailment
4/19/2020 10:23	0:01	SSA2	0.0328	0.0860	Oversupply
4/19/2020 10:23	0:01	SSA3	0.0370	0.0860	Oversupply
4/19/2020 10:23	0:03	SSA2	0.1306	0.0180	Oversupply
4/19/2020 10:23	0:03	SSA3	0.1474	0.0180	Oversupply
4/19/2020 10:24	0:04	BS250	Data not available	Data not available	Oversupply
4/19/2020 10:25	0:03	AWE	0.0141	6.0000	Oversupply
4/19/2020 10:27	0:01	SSA2	0.0328	0.0040	Oversupply
4/19/2020 10:27	0:01	SSA3	0.0370	0.0040	Oversupply
4/19/2020 10:28	0:01	SSA2	0.0328	0.0350	Oversupply
4/19/2020 10:28	0:01	SSA3	0.0370	0.0350	Oversupply
4/19/2020 10:29	0:01	AWE	0.0005	6.0000	Oversupply
4/19/2020 10:29	0:01	SSA2	0.0328	0.0230	Oversupply
4/19/2020 10:29	0:01	SSA3	0.0370	0.0230	Oversupply
4/19/2020 10:30	0:04	BS250	Data not available	Data not available	Oversupply
4/19/2020 10:30	0:06	SSA2	0.2724	0.0440	Oversupply
4/19/2020 10:30	0:06	SSA3	0.2886	0.0440	Oversupply
4/19/2020 10:31	0:06	AWE	0.0454	5.8000	Oversupply
4/19/2020 10:35	0:01	BS250	Data not available	Data not available	Oversupply
4/19/2020 10:36	0:01	SSA2	0.0389	0.0030	Oversupply
4/19/2020 10:36	0:01	SSA3	0.0412	0.0030	Oversupply
4/19/2020 10:36	0:01	SSA2	0.0389	0.0260	Oversupply
4/19/2020 10:36	0:01	SSA3	0.0412	0.0260	Oversupply
4/19/2020 10:37	0:01	BS250	Data not available	Data not available	Oversupply
4/19/2020 10:37	0:01	KWP11	0.0004	0.0249	Oversupply
4/19/2020 10:37	0:01	SSA2	0.0389	0.0250	Oversupply
4/19/2020 10:37	0:01	SSA3	0.0412	0.0250	Oversupply
4/19/2020 10:38	0:01	SSA2	0.0389	0.1350	Oversupply
4/19/2020 10:38	0:01	SSA3	0.0412	0.1350	Oversupply
4/19/2020 10:39	0:01	BS250	Data not available	Data not available	Oversupply
4/19/2020 10:39	0:03	SSA2	0.1557	0.0030	Oversupply
4/19/2020 10:39	0:03	SSA3	0.1649	0.0030	Oversupply
4/19/2020 10:41	0:02	BS250	Data not available	Data not available	Oversupply
4/19/2020 10:42	0:02	AWE	0.0100	5.6000	Oversupply
4/19/2020 10:43	0:01	SSA2	0.0389	0.0000	Oversupply
4/19/2020 10:43	0:01	SSA3	0.0412	0.0000	Oversupply
4/19/2020 10:43	0:01	KWP11	0.0009	0.0549	Oversupply
4/19/2020 10:43	0:03	SSA2	0.1137	0.0330	Oversupply
4/19/2020 10:43	0:03	SSA3	0.1208	0.0330	Oversupply
4/19/2020 10:44	0:48	BS250	Data not available	Data not available	Oversupply
4/19/2020 10:45	0:01	AWE	0.0113	5.4000	Oversupply
4/19/2020 10:46	0:09	KWP11	0.0206	0.2056	Oversupply
4/19/2020 10:46	0:21	SSA2	0.9292	0.0300	Oversupply
4/19/2020 10:46	0:21	SSA3	0.9799	0.0300	Oversupply
4/19/2020 10:47	0:21	AWE	0.2879	4.6000	Oversupply
4/19/2020 11:01	0:02	KWP11	0.0005	0.0190	Oversupply
4/19/2020 11:07	0:01	SSA2	0.0399	0.0230	Oversupply
4/19/2020 11:07	0:01	SSA3	0.0408	0.0230	Oversupply
4/19/2020 11:08	0:08	SSA2	0.3564	0.0930	Oversupply
4/19/2020 11:08	0:08	SSA3	0.3651	0.0930	Oversupply
4/19/2020 11:09	0:07	KWP11	0.0251	0.3094	Oversupply
4/19/2020 11:10	0:06	AWE	0.0896	4.4000	Oversupply
4/19/2020 11:15	0:16	SSA2	0.7607	0.1960	Oversupply
4/19/2020 11:15	0:16	SSA3	0.7680	0.1960	Oversupply
4/19/2020 11:17	0:10	AWE	0.0955	4.6000	Oversupply
4/19/2020 11:17	0:15	KWP11	0.1572	0.9960	Oversupply
4/19/2020 11:32	0:01	SSA2	0.0330	0.2610	Oversupply
4/19/2020 11:32	0:01	SSA3	0.0381	0.2610	Oversupply
4/19/2020 11:33	0:01	SSA2	0.0318	0.1290	Oversupply
4/19/2020 11:33	0:01	SSA3	0.0366	0.1290	Oversupply
4/19/2020 11:33	0:01	SSA2	0.0318	0.1820	Oversupply
4/19/2020 11:33	0:01	SSA3	0.0366	0.1820	Oversupply
4/19/2020 11:34	0:01	BS250	Data not available	Data not available	Oversupply
4/19/2020 11:34	0:01	SSA2	0.0330	0.1890	Oversupply
4/19/2020 11:34	0:01	SSA3	0.0381	0.1890	Oversupply
4/19/2020 11:35	0:01	SSA2	0.0330	0.2130	Oversupply
4/19/2020 11:35	0:01	SSA3	0.0381	0.2130	Oversupply
4/19/2020 11:36	0:01	SSA2	0.0330	0.5500	Oversupply
4/19/2020 11:36	0:01	SSA3	0.0381	0.5500	Oversupply
4/19/2020 11:37	0:01	SSA2	0.0330	1.0360	Oversupply
4/19/2020 11:37	0:01	SSA3	0.0381	1.0360	Oversupply
4/19/2020 11:38	0:02	BS250	Data not available	Data not available	Oversupply
4/19/2020 11:38	0:01	KWP11	0.0012	0.0738	Oversupply
4/19/2020 11:38	0:01	SSA2	0.0330	0.0310	Oversupply
4/19/2020 11:38	0:01	SSA3	0.0381	0.0310	Oversupply
4/19/2020 11:39	0:01	SSA2	0.0330	0.0220	Oversupply





**Maui Curtailment Report**

April 2020

Start Date and Time	Duration (minutes)	IPP Curtailed	Estimated Curtailed MWH	Peak MW Curtailed	Reasons for Curtailment
4/19/2020 11:39	0:01	SSA3	0.0381	0.0220	Oversupply
4/19/2020 11:39	0:01	SSA2	0.0330	0.0130	Oversupply
4/19/2020 11:39	0:01	SSA3	0.0381	0.0130	Oversupply
4/19/2020 11:40	0:51	KWP11	0.6438	1.3442	Oversupply
4/19/2020 11:40	0:49	SSA2	2.2267	0.0030	Oversupply
4/19/2020 11:40	0:49	SSA3	2.3229	0.0030	Oversupply
4/19/2020 11:41	0:49	BS250	Data not available	Data not available	Oversupply
4/19/2020 11:42	0:01	AWE	0.0022	5.6000	Oversupply
4/19/2020 11:44	0:05	AWE	0.0411	4.8000	Oversupply
4/19/2020 11:52	0:07	AWE	0.0600	4.7000	Oversupply
4/19/2020 12:01	0:02	AWE	0.0203	4.2000	Oversupply
4/19/2020 12:04	0:02	AWE	0.0012	4.8000	Oversupply
4/19/2020 12:07	0:02	AWE	0.0045	5.4000	Oversupply
4/19/2020 12:11	0:01	AWE	0.0170	6.0000	Oversupply
4/19/2020 12:13	0:01	AWE	0.0013	5.2000	Oversupply
4/19/2020 12:15	0:03	AWE	0.0157	5.6000	Oversupply
4/19/2020 12:21	0:03	AWE	0.0248	5.5000	Oversupply
4/19/2020 12:26	0:02	AWE	0.0233	5.3000	Oversupply
4/19/2020 12:29	0:01	SSA2	0.0323	0.0020	Oversupply
4/19/2020 12:29	0:01	SSA3	0.0357	0.0020	Oversupply
4/19/2020 12:30	0:01	SSA2	0.0285	0.0230	Oversupply
4/19/2020 12:30	0:01	SSA3	0.0331	0.0230	Oversupply
4/19/2020 12:31	0:01	BS250	Data not available	Data not available	Oversupply
4/19/2020 12:31	0:01	SSA2	0.0285	0.0060	Oversupply
4/19/2020 12:31	0:01	SSA3	0.0331	0.0060	Oversupply
4/19/2020 12:32	0:01	SSA2	0.0285	0.0750	Oversupply
4/19/2020 12:32	0:01	SSA3	0.0331	0.0750	Oversupply
4/19/2020 12:33	0:01	SSA2	0.0285	0.5880	Oversupply
4/19/2020 12:33	0:01	SSA3	0.0331	0.5880	Oversupply
4/19/2020 12:34	0:01	SSA2	0.0285	0.4350	Oversupply
4/19/2020 12:34	0:01	SSA3	0.0331	0.4350	Oversupply
4/19/2020 12:34	0:01	SSA2	0.0285	0.3760	Oversupply
4/19/2020 12:34	0:01	SSA3	0.0331	0.3760	Oversupply
4/19/2020 12:35	0:01	SSA2	0.0285	0.3130	Oversupply
4/19/2020 12:35	0:01	SSA3	0.0331	0.3130	Oversupply
4/19/2020 12:36	0:01	SSA2	0.0285	0.8920	Oversupply
4/19/2020 12:36	0:01	SSA3	0.0331	0.8920	Oversupply
4/19/2020 12:37	0:01	SSA2	0.0285	1.2770	Oversupply
4/19/2020 12:37	0:01	SSA3	0.0331	1.2770	Oversupply
4/19/2020 12:38	0:01	SSA2	0.0285	0.8970	Oversupply
4/19/2020 12:38	0:01	SSA3	0.0331	0.8970	Oversupply
4/19/2020 12:39	0:01	SSA2	0.0285	0.7370	Oversupply
4/19/2020 12:39	0:01	SSA3	0.0331	0.7370	Oversupply
4/19/2020 12:40	0:02	SSA2	0.0565	0.4850	Oversupply
4/19/2020 12:40	0:02	SSA3	0.0655	0.4850	Oversupply
4/19/2020 12:41	0:01	SSA2	0.0285	0.1020	Oversupply
4/19/2020 12:41	0:01	SSA3	0.0331	0.1020	Oversupply
4/19/2020 12:42	0:01	SSA2	0.0285	0.4640	Oversupply
4/19/2020 12:42	0:01	SSA3	0.0331	0.4640	Oversupply
4/19/2020 12:43	0:01	SSA2	0.0285	0.6040	Oversupply
4/19/2020 12:43	0:01	SSA3	0.0331	0.6040	Oversupply
4/19/2020 12:44	0:01	SSA2	0.0300	0.6850	Oversupply
4/19/2020 12:44	0:01	SSA3	0.0342	0.6850	Oversupply
4/19/2020 12:45	0:01	SSA2	0.0299	0.7310	Oversupply
4/19/2020 12:45	0:01	SSA3	0.0363	0.7310	Oversupply
4/19/2020 12:46	0:01	SSA2	0.0299	0.3610	Oversupply
4/19/2020 12:46	0:01	SSA3	0.0363	0.3610	Oversupply
4/19/2020 12:47	0:01	SSA2	0.0299	0.3740	Oversupply
4/19/2020 12:47	0:01	SSA3	0.0363	0.3740	Oversupply
4/19/2020 12:47	0:01	SSA2	0.0299	0.7710	Oversupply
4/19/2020 12:47	0:01	SSA3	0.0363	0.7710	Oversupply
4/19/2020 12:48	0:02	SSA2	0.0598	0.1670	Oversupply
4/19/2020 12:48	0:02	SSA3	0.0725	0.1670	Oversupply
4/19/2020 12:49	0:02	BS250	Data not available	Data not available	Oversupply
4/19/2020 12:50	0:01	KWP11	0.0020	0.7974	Oversupply
4/19/2020 12:50	0:01	SSA2	0.0299	0.0190	Oversupply
4/19/2020 12:50	0:01	SSA3	0.0363	0.0190	Oversupply
4/19/2020 12:51	0:01	SSA2	0.0299	0.1610	Oversupply
4/19/2020 12:51	0:01	SSA3	0.0363	0.1610	Oversupply
4/19/2020 12:52	0:01	SSA2	0.0299	0.6910	Oversupply
4/19/2020 12:52	0:01	SSA3	0.0363	0.6910	Oversupply
4/19/2020 12:53	0:07	BS250	Data not available	Data not available	Oversupply
4/19/2020 12:53	0:06	SSA2	0.2083	0.0920	Oversupply
4/19/2020 12:53	0:06	SSA3	0.2524	0.0920	Oversupply
4/19/2020 12:55	0:05	KWP11	0.0581	0.9710	Oversupply



**Maui Curtailment Report**

April 2020

Start Date and Time	Duration (minutes)	IPP Curtailed	Estimated Curtailed MWH	Peak MW Curtailed	Reasons for Curtailment
4/19/2020 12:56	0:04	AWE	0.0232	5.5000	Oversupply
4/19/2020 12:59	0:02	SSA2	0.0595	-0.0080	Oversupply
4/19/2020 12:59	0:02	SSA3	0.0650	-0.0080	Oversupply
4/19/2020 13:00	0:01	SSA2	0.0298	0.0210	Oversupply
4/19/2020 13:00	0:01	SSA3	0.0289	0.0210	Oversupply
4/19/2020 13:01	0:01	KWP11	0.0108	0.7704	Oversupply
4/19/2020 13:01	0:01	SSA2	0.0298	0.0380	Oversupply
4/19/2020 13:01	0:01	SSA3	0.0289	0.0380	Oversupply
4/19/2020 13:02	0:01	SSA2	0.0298	0.4810	Oversupply
4/19/2020 13:02	0:01	SSA3	0.0289	0.4810	Oversupply
4/19/2020 13:03	0:01	SSA2	0.0298	0.7410	Oversupply
4/19/2020 13:03	0:01	SSA3	0.0289	0.7410	Oversupply
4/19/2020 13:04	0:01	SSA2	0.0298	0.5590	Oversupply
4/19/2020 13:04	0:01	SSA3	0.0289	0.5590	Oversupply
4/19/2020 13:05	0:01	SSA2	0.0298	0.7870	Oversupply
4/19/2020 13:05	0:01	SSA3	0.0289	0.7870	Oversupply
4/19/2020 13:06	0:01	SSA2	0.0298	0.6390	Oversupply
4/19/2020 13:06	0:01	SSA3	0.0289	0.6390	Oversupply
4/19/2020 13:06	0:01	SSA2	0.0298	0.4880	Oversupply
4/19/2020 13:06	0:01	SSA3	0.0289	0.4880	Oversupply
4/19/2020 13:07	0:01	SSA2	0.0298	1.8360	Oversupply
4/19/2020 13:07	0:01	SSA3	0.0289	1.8360	Oversupply
4/19/2020 13:08	0:01	SSA2	0.0298	0.3110	Oversupply
4/19/2020 13:08	0:01	SSA3	0.0289	0.3110	Oversupply
4/19/2020 13:09	0:01	SSA2	0.0298	0.8360	Oversupply
4/19/2020 13:09	0:01	SSA3	0.0289	0.8360	Oversupply
4/19/2020 13:10	0:01	SSA2	0.0292	1.3200	Oversupply
4/19/2020 13:10	0:01	SSA3	0.0283	1.3200	Oversupply
4/19/2020 13:11	0:01	SSA2	0.0298	1.3900	Oversupply
4/19/2020 13:11	0:01	SSA3	0.0289	1.3900	Oversupply
4/19/2020 13:12	0:01	SSA2	0.0298	1.3470	Oversupply
4/19/2020 13:12	0:01	SSA3	0.0289	1.3470	Oversupply
4/19/2020 13:13	0:01	SSA2	0.0298	1.0400	Oversupply
4/19/2020 13:13	0:01	SSA3	0.0289	1.0400	Oversupply
4/19/2020 13:13	0:01	SSA2	0.0298	0.9600	Oversupply
4/19/2020 13:13	0:01	SSA3	0.0289	0.9600	Oversupply
4/19/2020 13:14	0:01	SSA2	0.0314	0.4630	Oversupply
4/19/2020 13:14	0:01	SSA3	0.0309	0.4630	Oversupply
4/19/2020 13:15	0:01	SSA2	0.0321	1.0910	Oversupply
4/19/2020 13:15	0:01	SSA3	0.0319	1.0910	Oversupply
4/19/2020 13:16	0:01	SSA2	0.0321	0.6780	Oversupply
4/19/2020 13:16	0:01	SSA3	0.0319	0.6780	Oversupply
4/19/2020 13:17	0:01	SSA2	0.0321	0.5810	Oversupply
4/19/2020 13:17	0:01	SSA3	0.0319	0.5810	Oversupply
4/19/2020 13:18	0:01	SSA2	0.0321	1.0130	Oversupply
4/19/2020 13:18	0:01	SSA3	0.0319	1.0130	Oversupply
4/19/2020 13:19	0:01	SSA2	0.0321	0.7430	Oversupply
4/19/2020 13:19	0:01	SSA3	0.0319	0.7430	Oversupply
4/19/2020 13:19	0:01	SSA2	0.0321	0.5600	Oversupply
4/19/2020 13:19	0:01	SSA3	0.0319	0.5600	Oversupply
4/19/2020 13:20	0:01	SSA2	0.0321	0.7850	Oversupply
4/19/2020 13:20	0:01	SSA3	0.0319	0.7850	Oversupply
4/19/2020 13:21	0:01	SSA2	0.0321	0.1060	Oversupply
4/19/2020 13:21	0:01	SSA3	0.0319	0.1060	Oversupply
4/19/2020 13:22	0:01	SSA2	0.0321	0.2380	Oversupply
4/19/2020 13:22	0:01	SSA3	0.0319	0.2380	Oversupply
4/19/2020 13:23	0:01	SSA2	0.0321	0.7970	Oversupply
4/19/2020 13:23	0:01	SSA3	0.0319	0.7970	Oversupply
4/19/2020 13:24	0:01	SSA2	0.0321	1.4100	Oversupply
4/19/2020 13:24	0:01	SSA3	0.0319	1.4100	Oversupply
4/19/2020 13:25	0:01	SSA2	0.0321	1.1130	Oversupply
4/19/2020 13:25	0:01	SSA3	0.0319	1.1130	Oversupply
4/19/2020 13:26	0:01	SSA2	0.0321	0.5140	Oversupply
4/19/2020 13:26	0:01	SSA3	0.0319	0.5140	Oversupply
4/19/2020 13:26	0:01	SSA2	0.0321	0.4240	Oversupply
4/19/2020 13:26	0:01	SSA3	0.0319	0.4240	Oversupply
4/19/2020 13:27	0:01	SSA2	0.0321	0.8150	Oversupply
4/19/2020 13:27	0:01	SSA3	0.0319	0.8150	Oversupply
4/19/2020 13:28	0:01	SSA2	0.0321	0.2470	Oversupply
4/19/2020 13:28	0:01	SSA3	0.0319	0.2470	Oversupply
4/19/2020 13:29	0:01	SSA2	0.0345	0.2200	Oversupply
4/19/2020 13:29	0:01	SSA3	0.0339	0.2200	Oversupply
4/19/2020 13:30	0:01	SSA2	0.0335	0.5350	Oversupply
4/19/2020 13:30	0:01	SSA3	0.0372	0.5350	Oversupply
4/19/2020 13:31	0:01	SSA2	0.0329	0.4520	Oversupply





Maui Curtailment Report

April 2020

Start Date and Time	Duration (minutes)	IPP Curtailed	Estimated Curtailed MWH	Peak MW Curtailed	Reasons for Curtailment
4/19/2020 13:31	0:01	SSA3	0.0365	0.4520	Oversupply
4/19/2020 13:32	0:01	SSA2	0.0335	1.1220	Oversupply
4/19/2020 13:32	0:01	SSA3	0.0372	1.1220	Oversupply
4/19/2020 13:32	0:01	SSA2	0.0335	1.0370	Oversupply
4/19/2020 13:32	0:01	SSA3	0.0372	1.0370	Oversupply
4/19/2020 13:33	0:01	SSA2	0.0329	0.8500	Oversupply
4/19/2020 13:33	0:01	SSA3	0.0365	0.8500	Oversupply
4/19/2020 13:34	0:01	SSA2	0.0335	0.2360	Oversupply
4/19/2020 13:34	0:01	SSA3	0.0372	0.2360	Oversupply
4/19/2020 13:35	0:10	BS250	Data not available	Data not available	Oversupply
4/19/2020 13:35	0:01	SSA2	0.0335	0.0290	Oversupply
4/19/2020 13:35	0:01	SSA3	0.0372	0.0290	Oversupply
4/19/2020 13:36	0:09	SSA2	0.3352	0.0040	Oversupply
4/19/2020 13:36	0:09	SSA3	0.3718	0.0040	Oversupply
4/19/2020 13:37	0:09	KWPll	0.0663	1.0079	Oversupply
4/19/2020 13:38	0:01	AWE	0.0027	10.4000	Oversupply
4/19/2020 13:41	0:01	AWE	0.0017	10.8000	Oversupply
4/19/2020 13:43	0:02	AWE	0.0064	10.2000	Oversupply
4/19/2020 13:45	0:01	SSA2	0.0251	-0.0010	Oversupply
4/19/2020 13:45	0:01	SSA3	0.0373	-0.0010	Oversupply
4/19/2020 13:45	0:06	SSA2	0.1754	0.1050	Oversupply
4/19/2020 13:45	0:06	SSA3	0.2604	0.1050	Oversupply
4/19/2020 13:47	0:05	BS250	Data not available	Data not available	Oversupply
4/19/2020 13:47	0:06	KWPll	0.0326	0.6257	Oversupply
4/19/2020 13:51	0:01	AWE	0.0050	11.8000	Oversupply
4/19/2020 13:51	0:01	SSA2	0.0251	0.1050	Oversupply
4/19/2020 13:51	0:01	SSA3	0.0373	0.1050	Oversupply
4/19/2020 13:52	0:01	SSA2	0.0251	0.2890	Oversupply
4/19/2020 13:52	0:01	SSA3	0.0373	0.2890	Oversupply
4/19/2020 13:53	0:02	BS250	Data not available	Data not available	Oversupply
4/19/2020 13:53	0:01	SSA2	0.0251	0.0540	Oversupply
4/19/2020 13:53	0:01	SSA3	0.0373	0.0540	Oversupply
4/19/2020 13:54	0:02	KWPll	0.0018	0.6387	Oversupply
4/19/2020 13:54	0:01	SSA2	0.0251	0.0430	Oversupply
4/19/2020 13:54	0:01	SSA3	0.0373	0.0430	Oversupply
4/19/2020 13:55	0:01	SSA2	0.0251	0.2470	Oversupply
4/19/2020 13:55	0:01	SSA3	0.0373	0.2470	Oversupply
4/19/2020 13:56	0:01	SSA2	0.0251	0.6600	Oversupply
4/19/2020 13:56	0:01	SSA3	0.0373	0.6600	Oversupply
4/19/2020 13:57	0:01	SSA2	0.0251	0.6030	Oversupply
4/19/2020 13:57	0:01	SSA3	0.0373	0.6030	Oversupply
4/19/2020 13:58	0:01	SSA2	0.0251	0.7350	Oversupply
4/19/2020 13:58	0:01	SSA3	0.0373	0.7350	Oversupply
4/19/2020 13:58	0:01	SSA2	0.0251	1.1340	Oversupply
4/19/2020 13:58	0:01	SSA3	0.0373	1.1340	Oversupply
4/19/2020 13:59	0:01	SSA2	0.0123	0.9550	Oversupply
4/19/2020 13:59	0:01	SSA3	0.0237	0.9550	Oversupply
4/19/2020 14:00	0:01	SSA2	0.0193	1.1480	Oversupply
4/19/2020 14:00	0:01	SSA3	0.0175	1.1480	Oversupply
4/19/2020 14:01	0:01	SSA2	0.0201	1.4300	Oversupply
4/19/2020 14:01	0:01	SSA3	0.0182	1.4300	Oversupply
4/19/2020 14:02	0:01	SSA2	0.0201	1.1410	Oversupply
4/19/2020 14:02	0:01	SSA3	0.0182	1.1410	Oversupply
4/19/2020 14:03	0:01	SSA2	0.0201	1.0960	Oversupply
4/19/2020 14:03	0:01	SSA3	0.0182	1.0960	Oversupply
4/19/2020 14:04	0:01	SSA2	0.0201	1.6460	Oversupply
4/19/2020 14:04	0:01	SSA3	0.0182	1.6460	Oversupply
4/19/2020 14:04	0:01	SSA2	0.0201	1.3430	Oversupply
4/19/2020 14:04	0:01	SSA3	0.0182	1.3430	Oversupply
4/19/2020 14:05	0:01	SSA2	0.0201	1.0750	Oversupply
4/19/2020 14:05	0:01	SSA3	0.0182	1.0750	Oversupply
4/19/2020 14:06	0:01	SSA2	0.0201	0.2630	Oversupply
4/19/2020 14:06	0:01	SSA3	0.0182	0.2630	Oversupply
4/19/2020 14:07	0:01	SSA2	0.0201	1.1810	Oversupply
4/19/2020 14:07	0:01	SSA3	0.0182	1.1810	Oversupply
4/19/2020 14:08	0:01	SSA2	0.0201	0.9240	Oversupply
4/19/2020 14:08	0:01	SSA3	0.0182	0.9240	Oversupply
4/19/2020 14:09	0:01	SSA2	0.0201	2.0690	Oversupply
4/19/2020 14:09	0:01	SSA3	0.0182	2.0690	Oversupply
4/19/2020 14:10	0:01	SSA2	0.0201	2.4300	Oversupply
4/19/2020 14:10	0:01	SSA3	0.0182	2.4300	Oversupply
4/19/2020 14:10	0:01	SSA2	0.0201	2.0060	Oversupply
4/19/2020 14:10	0:01	SSA3	0.0182	2.0060	Oversupply
4/19/2020 14:11	0:01	SSA2	0.0201	2.4130	Oversupply
4/19/2020 14:11	0:01	SSA3	0.0182	2.4130	Oversupply



**Maui Curtailment Report**

April 2020

Start Date and Time	Duration (minutes)	IPP Curtailed	Estimated Curtailed MWH	Peak MW Curtailed	Reasons for Curtailment
4/19/2020 14:12	0:01	SSA2	0.0201	2.2360	Oversupply
4/19/2020 14:12	0:01	SSA3	0.0182	2.2360	Oversupply
4/19/2020 14:13	0:01	SSA2	0.0201	1.4070	Oversupply
4/19/2020 14:13	0:01	SSA3	0.0182	1.4070	Oversupply
4/19/2020 14:15	0:01	SSA2	0.0049	2.3100	Oversupply
4/19/2020 14:15	0:01	SSA3	0.0070	2.3100	Oversupply
4/19/2020 14:16	0:01	SSA2	0.0049	1.9780	Oversupply
4/19/2020 14:16	0:01	SSA3	0.0070	1.9780	Oversupply
4/19/2020 14:17	0:01	SSA2	0.0049	0.8290	Oversupply
4/19/2020 14:17	0:01	SSA3	0.0070	0.8290	Oversupply
4/19/2020 14:17	0:01	SSA2	0.0049	2.3150	Oversupply
4/19/2020 14:17	0:01	SSA3	0.0070	2.3150	Oversupply
4/19/2020 14:26	0:01	SSA2	0.0049	2.6320	Oversupply
4/19/2020 14:26	0:01	SSA3	0.0070	2.6320	Oversupply
4/19/2020 14:28	0:01	SSA2	0.0049	2.9140	Oversupply
4/19/2020 14:28	0:01	SSA3	0.0070	2.9140	Oversupply
4/20/2020 9:42	0:02	SSA2	0.0031	1.8050	Oversupply
4/20/2020 9:42	0:02	SSA3	0.0058	1.8050	Oversupply
4/20/2020 9:43	0:01	SSA2	0.0015	1.5470	Oversupply
4/20/2020 9:43	0:01	SSA3	0.0029	1.5470	Oversupply
4/20/2020 10:06	0:01	SSA2	0.0143	2.3620	Oversupply
4/20/2020 10:06	0:01	SSA3	0.0150	2.3620	Oversupply
4/20/2020 10:07	0:01	SSA2	0.0135	1.4800	Oversupply
4/20/2020 10:07	0:01	SSA3	0.0141	1.4800	Oversupply
4/20/2020 10:07	0:01	SSA2	0.0138	0.6570	Oversupply
4/20/2020 10:07	0:01	SSA3	0.0144	0.6570	Oversupply
4/20/2020 10:08	0:01	SSA2	0.0138	0.3510	Oversupply
4/20/2020 10:08	0:01	SSA3	0.0144	0.3510	Oversupply
4/20/2020 10:09	0:01	SSA2	0.0135	0.8380	Oversupply
4/20/2020 10:09	0:01	SSA3	0.0141	0.8380	Oversupply
4/20/2020 10:10	0:01	SSA2	0.0141	0.4350	Oversupply
4/20/2020 10:10	0:01	SSA3	0.0147	0.4350	Oversupply
4/20/2020 10:11	0:01	SSA2	0.0141	0.9050	Oversupply
4/20/2020 10:11	0:01	SSA3	0.0147	0.9050	Oversupply
4/20/2020 10:12	0:01	SSA2	0.0141	1.4630	Oversupply
4/20/2020 10:12	0:01	SSA3	0.0147	1.4630	Oversupply
4/20/2020 10:13	0:01	SSA2	0.0138	1.0280	Oversupply
4/20/2020 10:13	0:01	SSA3	0.0144	1.0280	Oversupply
4/20/2020 10:13	0:02	SSA2	0.0352	0.5090	Oversupply
4/20/2020 10:13	0:02	SSA3	0.0407	0.5090	Oversupply
4/20/2020 10:15	0:01	SSA2	0.0123	0.5890	Oversupply
4/20/2020 10:15	0:01	SSA3	0.0339	0.5890	Oversupply
4/20/2020 10:16	0:01	SSA2	0.0123	0.0480	Oversupply
4/20/2020 10:16	0:01	SSA3	0.0339	0.0480	Oversupply
4/20/2020 10:17	0:01	SSA2	0.0123	0.0340	Oversupply
4/20/2020 10:17	0:01	SSA3	0.0339	0.0340	Oversupply
4/20/2020 10:18	0:01	SSA2	0.0123	0.1910	Oversupply
4/20/2020 10:18	0:01	SSA3	0.0339	0.1910	Oversupply
4/20/2020 10:19	0:01	SSA2	0.0123	0.0430	Oversupply
4/20/2020 10:19	0:01	SSA3	0.0339	0.0430	Oversupply
4/20/2020 10:19	0:02	SSA2	0.0245	0.1940	Oversupply
4/20/2020 10:19	0:02	SSA3	0.0678	0.1940	Oversupply
4/20/2020 10:21	0:01	SSA2	0.0123	0.4270	Oversupply
4/20/2020 10:21	0:01	SSA3	0.0339	0.4270	Oversupply
4/20/2020 10:22	0:01	SSA2	0.0123	0.2650	Oversupply
4/20/2020 10:22	0:01	SSA3	0.0339	0.2650	Oversupply
4/20/2020 10:23	0:08	SSA2	0.1143	0.0530	Oversupply
4/20/2020 10:23	0:08	SSA3	0.3053	0.0530	Oversupply
4/20/2020 10:25	0:06	BS250	Data not available	Data not available	Oversupply
4/20/2020 10:25	0:11	KWP11	0.0478	0.5309	Oversupply
4/20/2020 10:28	0:05	AWE	0.0412	10.0000	Oversupply
4/20/2020 10:31	0:04	SSA2	0.0799	0.0030	Oversupply
4/20/2020 10:31	0:04	SSA3	0.1715	0.0030	Oversupply
4/20/2020 10:32	0:01	BS250	Data not available	Data not available	Oversupply
4/20/2020 10:34	0:01	BS250	Data not available	Data not available	Oversupply
4/20/2020 10:34	0:01	AWE	0.0019	9.8000	Oversupply
4/20/2020 10:35	0:01	SSA2	0.0161	0.0410	Oversupply
4/20/2020 10:35	0:01	SSA3	0.0344	0.0410	Oversupply
4/20/2020 10:36	0:01	SSA2	0.0157	0.5060	Oversupply
4/20/2020 10:36	0:01	SSA3	0.0338	0.5060	Oversupply
4/20/2020 10:37	0:01	SSA2	0.0164	0.5960	Oversupply
4/20/2020 10:37	0:01	SSA3	0.0351	0.5960	Oversupply
4/20/2020 10:38	0:01	SSA2	0.0161	0.6910	Oversupply
4/20/2020 10:38	0:01	SSA3	0.0344	0.6910	Oversupply
4/20/2020 10:38	0:01	SSA2	0.0154	0.7290	Oversupply



**Maui Curtailment Report**

April 2020

Start Date and Time	Duration (minutes)	IPP Curtailed	Estimated Curtailed MWH	Peak MW Curtailed	Reasons for Curtailment
4/20/2020 10:38	0:01	SSA3	0.0331	0.7290	Oversupply
4/20/2020 10:39	0:01	SSA2	0.0161	0.0970	Oversupply
4/20/2020 10:39	0:01	SSA3	0.0344	0.0970	Oversupply
4/20/2020 10:40	0:01	SSA2	0.0161	0.0270	Oversupply
4/20/2020 10:40	0:01	SSA3	0.0344	0.0270	Oversupply
4/20/2020 10:41	0:01	SSA2	0.0154	0.0760	Oversupply
4/20/2020 10:41	0:01	SSA3	0.0331	0.0760	Oversupply
4/20/2020 10:42	0:02	BS250	Data not available	Data not available	Oversupply
4/20/2020 10:42	0:02	SSA2	0.0318	0.0130	Oversupply
4/20/2020 10:42	0:02	SSA3	0.0682	0.0130	Oversupply
4/20/2020 10:43	0:01	AWE	0.0002	9.8000	Oversupply
4/20/2020 10:43	0:01	KWPIL	0.0052	0.4551	Oversupply
4/20/2020 10:44	0:01	SSA2	0.0161	0.0050	Oversupply
4/20/2020 10:44	0:01	SSA3	0.0344	0.0050	Oversupply
4/20/2020 10:44	0:01	SSA2	0.0126	0.0100	Oversupply
4/20/2020 10:44	0:01	SSA3	0.0246	0.0100	Oversupply
4/20/2020 10:45	0:01	SSA2	0.0070	0.0310	Oversupply
4/20/2020 10:45	0:01	SSA3	0.0240	0.0310	Oversupply
4/20/2020 10:46	0:03	BS250	Data not available	Data not available	Oversupply
4/20/2020 10:46	0:03	SSA2	0.0218	-0.0010	Oversupply
4/20/2020 10:46	0:03	SSA3	0.0750	-0.0010	Oversupply
4/20/2020 10:48	0:02	KWPIL	0.0089	1.0768	Oversupply
4/20/2020 10:49	0:01	SSA2	0.0073	0.0150	Oversupply
4/20/2020 10:49	0:01	SSA3	0.0250	0.0150	Oversupply
4/20/2020 10:50	0:01	SSA2	0.0073	0.2040	Oversupply
4/20/2020 10:50	0:01	SSA3	0.0250	0.2040	Oversupply
4/20/2020 10:51	0:01	SSA2	0.0073	0.1110	Oversupply
4/20/2020 10:51	0:01	SSA3	0.0250	0.1110	Oversupply
4/20/2020 10:51	0:01	SSA2	0.0073	0.3990	Oversupply
4/20/2020 10:51	0:01	SSA3	0.0250	0.3990	Oversupply
4/20/2020 10:52	0:01	SSA2	0.0073	0.5860	Oversupply
4/20/2020 10:52	0:01	SSA3	0.0250	0.5860	Oversupply
4/20/2020 10:53	0:01	SSA2	0.0073	0.6850	Oversupply
4/20/2020 10:53	0:01	SSA3	0.0250	0.6850	Oversupply
4/20/2020 10:55	0:02	SSA2	0.0143	0.8880	Oversupply
4/20/2020 10:55	0:02	SSA3	0.0490	0.8880	Oversupply
4/20/2020 10:57	0:01	SSA2	0.0073	0.7210	Oversupply
4/20/2020 10:57	0:01	SSA3	0.0250	0.7210	Oversupply
4/20/2020 10:57	0:01	SSA2	0.0073	0.6820	Oversupply
4/20/2020 10:57	0:01	SSA3	0.0250	0.6820	Oversupply
4/20/2020 10:58	0:01	SSA2	0.0073	0.8420	Oversupply
4/20/2020 10:58	0:01	SSA3	0.0250	0.8420	Oversupply
4/20/2020 10:59	0:01	SSA2	0.0060	0.7450	Oversupply
4/20/2020 10:59	0:01	SSA3	0.0125	0.7450	Oversupply
4/20/2020 11:00	0:01	SSA2	0.0010	0.0490	Oversupply
4/20/2020 11:00	0:01	SSA3	0.0034	0.0490	Oversupply
4/20/2020 11:01	0:01	SSA2	0.0010	0.6230	Oversupply
4/20/2020 11:01	0:01	SSA3	0.0033	0.6230	Oversupply
4/20/2020 11:02	0:01	SSA2	0.0010	0.2440	Oversupply
4/20/2020 11:02	0:01	SSA3	0.0034	0.2440	Oversupply
4/22/2020 9:34	0:01	SSA2	0.0020	2.0250	Oversupply
4/22/2020 9:34	0:01	SSA3	-0.0005	2.0250	Oversupply
4/22/2020 9:35	0:01	17-2	0.0067	0.7500	Oversupply
4/22/2020 9:44	0:01	SSA2	0.0117	2.4000	Oversupply
4/22/2020 9:44	0:01	SSA3	0.0021	2.4000	Oversupply
4/22/2020 9:45	0:03	17-2	0.0130	0.3110	Oversupply
4/22/2020 9:45	0:01	SSA2	0.0019	2.1120	Oversupply
4/22/2020 9:45	0:01	SSA3	0.0034	2.1120	Oversupply
4/22/2020 9:46	0:01	SSA2	0.0019	1.2170	Oversupply
4/22/2020 9:46	0:01	SSA3	0.0034	1.2170	Oversupply
4/22/2020 10:13	0:01	SSA2	0.0079	2.3790	Oversupply
4/22/2020 10:13	0:01	SSA3	-0.0001	2.3790	Oversupply
4/22/2020 10:14	0:07	17-2	0.0197	0.2030	Oversupply
4/22/2020 10:14	0:01	SSA2	0.0019	2.2220	Oversupply
4/22/2020 10:14	0:01	SSA3	0.0123	2.2220	Oversupply
4/22/2020 10:15	0:01	SSA2	0.0056	1.8740	Oversupply
4/22/2020 10:15	0:01	SSA3	0.0065	1.8740	Oversupply
4/22/2020 10:16	0:01	SSA2	0.0057	1.4360	Oversupply
4/22/2020 10:16	0:01	SSA3	0.0066	1.4360	Oversupply
4/22/2020 10:17	0:01	SSA2	0.0058	2.0980	Oversupply
4/22/2020 10:17	0:01	SSA3	0.0067	2.0980	Oversupply
4/22/2020 10:18	0:01	SSA2	0.0058	2.2100	Oversupply
4/22/2020 10:18	0:01	SSA3	0.0067	2.2100	Oversupply
4/22/2020 10:19	0:01	SSA2	0.0058	1.2070	Oversupply
4/22/2020 10:19	0:01	SSA3	0.0067	1.2070	Oversupply



**Maui Curtailment Report**

April 2020

Start Date and Time	Duration (minutes)	IPP Curtailed	Estimated Curtailed MWH	Peak MW Curtailed	Reasons for Curtailment
4/22/2020 10:19	0:01	SSA2	0.0058	1.9080	Oversupply
4/22/2020 10:19	0:01	SSA3	0.0067	1.9080	Oversupply
4/22/2020 10:48	0:01	17-2	0.0013	0.7500	Oversupply
4/22/2020 10:50	0:10	17-2	0.0673	0.7500	Oversupply
4/22/2020 10:51	0:01	SSA2	0.0102	2.8370	Oversupply
4/22/2020 10:51	0:01	SSA3	0.0039	2.8370	Oversupply
4/22/2020 10:52	0:01	SSA2	0.0102	2.8390	Oversupply
4/22/2020 10:52	0:01	SSA3	0.0039	2.8390	Oversupply
4/22/2020 10:52	0:01	SSA2	0.0102	2.0190	Oversupply
4/22/2020 10:52	0:01	SSA3	0.0039	2.0190	Oversupply
4/22/2020 10:53	0:01	SSA2	0.0102	0.1440	Oversupply
4/22/2020 10:53	0:01	SSA3	0.0039	0.1440	Oversupply
4/22/2020 10:54	0:01	SSA2	0.0102	1.4160	Oversupply
4/22/2020 10:54	0:01	SSA3	0.0039	1.4160	Oversupply
4/22/2020 10:55	0:01	SSA2	0.0100	1.4880	Oversupply
4/22/2020 10:55	0:01	SSA3	0.0039	1.4880	Oversupply
4/22/2020 10:56	0:01	SSA2	0.0102	1.3280	Oversupply
4/22/2020 10:56	0:01	SSA3	0.0039	1.3280	Oversupply
4/22/2020 10:57	0:01	SSA2	0.0102	1.8480	Oversupply
4/22/2020 10:57	0:01	SSA3	0.0039	1.8480	Oversupply
4/22/2020 10:58	0:01	SSA2	0.0100	1.3680	Oversupply
4/22/2020 10:58	0:01	SSA3	0.0039	1.3680	Oversupply
4/22/2020 10:58	0:01	SSA2	0.0102	2.5450	Oversupply
4/22/2020 10:58	0:01	SSA3	0.0039	2.5450	Oversupply
4/22/2020 13:15	0:10	17-2	0.0739	0.7500	Oversupply
4/22/2020 13:15	0:01	SSA2	0.0093	2.3290	Oversupply
4/22/2020 13:15	0:01	SSA3	0.0103	2.3290	Oversupply
4/22/2020 13:16	0:01	SSA2	0.0093	1.3860	Oversupply
4/22/2020 13:16	0:01	SSA3	0.0103	1.3860	Oversupply
4/22/2020 13:17	0:01	SSA2	0.0093	1.8310	Oversupply
4/22/2020 13:17	0:01	SSA3	0.0103	1.8310	Oversupply
4/22/2020 13:18	0:01	SSA2	0.0093	2.3270	Oversupply
4/22/2020 13:18	0:01	SSA3	0.0103	2.3270	Oversupply
4/22/2020 13:19	0:01	SSA2	0.0092	2.8070	Oversupply
4/22/2020 13:19	0:01	SSA3	0.0101	2.8070	Oversupply
4/22/2020 13:21	0:01	SSA2	0.0093	2.7050	Oversupply
4/22/2020 13:21	0:01	SSA3	0.0103	2.7050	Oversupply
4/22/2020 13:22	0:01	SSA2	0.0093	2.8630	Oversupply
4/22/2020 13:22	0:01	SSA3	0.0103	2.8630	Oversupply
4/22/2020 13:23	0:01	SSA2	0.0093	1.7180	Oversupply
4/22/2020 13:23	0:01	SSA3	0.0103	1.7180	Oversupply
4/22/2020 13:26	0:01	SSA2	0.0093	2.6850	Oversupply
4/22/2020 13:26	0:01	SSA3	0.0103	2.6850	Oversupply
4/22/2020 13:27	0:17	17-2	0.1352	0.7500	Oversupply
4/22/2020 13:27	0:01	SSA2	0.0093	1.7760	Oversupply
4/22/2020 13:27	0:01	SSA3	0.0103	1.7760	Oversupply
4/22/2020 13:28	0:01	SSA2	0.0092	1.2230	Oversupply
4/22/2020 13:28	0:01	SSA3	0.0101	1.2230	Oversupply
4/22/2020 13:29	0:01	SSA2	0.0099	1.3300	Oversupply
4/22/2020 13:29	0:01	SSA3	0.0106	1.3300	Oversupply
4/22/2020 13:30	0:01	SSA2	0.0141	0.8090	Oversupply
4/22/2020 13:30	0:01	SSA3	0.0124	0.8090	Oversupply
4/22/2020 13:30	0:01	SSA2	0.0141	1.1420	Oversupply
4/22/2020 13:30	0:01	SSA3	0.0124	1.1420	Oversupply
4/22/2020 13:31	0:01	SSA2	0.0141	1.0650	Oversupply
4/22/2020 13:31	0:01	SSA3	0.0124	1.0650	Oversupply
4/22/2020 13:32	0:01	SSA2	0.0141	0.9960	Oversupply
4/22/2020 13:32	0:01	SSA3	0.0124	0.9960	Oversupply
4/22/2020 13:33	0:01	SSA2	0.0141	0.9910	Oversupply
4/22/2020 13:33	0:01	SSA3	0.0124	0.9910	Oversupply
4/22/2020 13:35	0:02	SSA2	0.0281	2.2210	Oversupply
4/22/2020 13:35	0:02	SSA3	0.0248	2.2210	Oversupply
4/22/2020 13:37	0:01	SSA2	0.0141	1.9350	Oversupply
4/22/2020 13:37	0:01	SSA3	0.0124	1.9350	Oversupply
4/22/2020 13:39	0:01	SSA2	0.0141	2.8980	Oversupply
4/22/2020 13:39	0:01	SSA3	0.0124	2.8980	Oversupply
4/22/2020 13:40	0:01	SSA2	0.0141	2.0170	Oversupply
4/22/2020 13:40	0:01	SSA3	0.0124	2.0170	Oversupply
4/22/2020 13:41	0:01	SSA2	0.0141	1.1000	Oversupply
4/22/2020 13:41	0:01	SSA3	0.0124	1.1000	Oversupply
4/22/2020 13:42	0:01	SSA2	0.0141	1.4520	Oversupply
4/22/2020 13:42	0:01	SSA3	0.0124	1.4520	Oversupply
4/22/2020 13:43	0:01	SSA2	0.0141	2.5200	Oversupply
4/22/2020 13:43	0:01	SSA3	0.0124	2.5200	Oversupply
4/22/2020 13:45	0:06	17-2	0.0362	0.7500	Oversupply



Maui Curtailment Report

April 2020

Start Date and Time	Duration (minutes)	IPP Curtailed	Estimated Curtailed MWH	Peak MW Curtailed	Reasons for Curtailment
4/22/2020 13:46	0:01	SSA2	0.0042	2.5900	Oversupply
4/22/2020 13:46	0:01	SSA3	0.0056	2.5900	Oversupply
4/22/2020 13:47	0:01	SSA2	0.0042	2.0480	Oversupply
4/22/2020 13:47	0:01	SSA3	0.0056	2.0480	Oversupply
4/22/2020 13:48	0:01	SSA2	0.0042	2.0380	Oversupply
4/22/2020 13:48	0:01	SSA3	0.0056	2.0380	Oversupply
4/22/2020 13:49	0:01	SSA2	0.0042	2.2210	Oversupply
4/22/2020 13:49	0:01	SSA3	0.0056	2.2210	Oversupply
4/22/2020 13:52	0:01	SSA2	0.0042	2.8140	Oversupply
4/22/2020 13:52	0:01	SSA3	0.0056	2.8140	Oversupply
4/22/2020 13:53	0:03	17-2	0.0124	0.2980	Oversupply
4/22/2020 13:53	0:01	SSA2	0.0042	2.4750	Oversupply
4/22/2020 13:53	0:01	SSA3	0.0056	2.4750	Oversupply
4/22/2020 13:54	0:01	SSA2	0.0042	2.4710	Oversupply
4/22/2020 13:54	0:01	SSA3	0.0056	2.4710	Oversupply
4/22/2020 13:55	0:01	SSA2	0.0042	2.5410	Oversupply
4/22/2020 13:55	0:01	SSA3	0.0056	2.5410	Oversupply
4/22/2020 13:58	0:05	17-2	0.0280	0.7500	Oversupply
4/22/2020 13:58	0:01	SSA2	0.0042	2.6600	Oversupply
4/22/2020 13:58	0:01	SSA3	0.0056	2.6600	Oversupply
4/22/2020 13:59	0:01	SSA2	0.0094	2.3220	Oversupply
4/22/2020 13:59	0:01	SSA3	0.0099	2.3220	Oversupply
4/22/2020 14:00	0:01	SSA2	0.0125	1.7990	Oversupply
4/22/2020 14:00	0:01	SSA3	0.0144	1.7990	Oversupply
4/22/2020 14:01	0:01	SSA2	0.0125	2.0060	Oversupply
4/22/2020 14:01	0:01	SSA3	0.0144	2.0060	Oversupply
4/22/2020 14:06	0:01	SSA2	0.0125	2.5500	Oversupply
4/22/2020 14:06	0:01	SSA3	0.0144	2.5500	Oversupply
4/22/2020 14:07	0:10	17-2	0.0959	0.7500	Oversupply
4/22/2020 14:07	0:01	SSA2	0.0125	1.9910	Oversupply
4/22/2020 14:07	0:01	SSA3	0.0144	1.9910	Oversupply
4/22/2020 14:09	0:01	SSA2	0.0125	1.6010	Oversupply
4/22/2020 14:09	0:01	SSA3	0.0144	1.6010	Oversupply
4/22/2020 14:10	0:01	SSA2	0.0125	1.6220	Oversupply
4/22/2020 14:10	0:01	SSA3	0.0144	1.6220	Oversupply
4/22/2020 14:11	0:01	SSA2	0.0125	1.4250	Oversupply
4/22/2020 14:11	0:01	SSA3	0.0144	1.4250	Oversupply
4/22/2020 14:12	0:01	SSA2	0.0125	0.2160	Oversupply
4/22/2020 14:12	0:01	SSA3	0.0144	0.2160	Oversupply
4/22/2020 14:13	0:01	SSA2	0.0125	0.8410	Oversupply
4/22/2020 14:13	0:01	SSA3	0.0144	0.8410	Oversupply
4/22/2020 14:14	0:01	SSA2	0.0108	0.7520	Oversupply
4/22/2020 14:14	0:01	SSA3	0.0137	0.7520	Oversupply
4/22/2020 14:15	0:01	SSA2	0.0042	2.6730	Oversupply
4/22/2020 14:15	0:01	SSA3	0.0095	2.6730	Oversupply
4/22/2020 14:23	0:12	17-2	0.1171	0.7500	Oversupply
4/22/2020 14:23	0:01	SSA2	0.0042	2.8960	Oversupply
4/22/2020 14:23	0:01	SSA3	0.0095	2.8960	Oversupply
4/22/2020 14:24	0:01	SSA2	0.0042	1.7780	Oversupply
4/22/2020 14:24	0:01	SSA3	0.0095	1.7780	Oversupply
4/22/2020 14:25	0:01	SSA2	0.0042	2.0070	Oversupply
4/22/2020 14:25	0:01	SSA3	0.0095	2.0070	Oversupply
4/22/2020 14:26	0:01	SSA2	0.0042	2.2100	Oversupply
4/22/2020 14:26	0:01	SSA3	0.0095	2.2100	Oversupply
4/22/2020 14:27	0:01	SSA2	0.0042	2.6690	Oversupply
4/22/2020 14:27	0:01	SSA3	0.0095	2.6690	Oversupply
4/22/2020 14:28	0:01	SSA2	0.0042	2.6990	Oversupply
4/22/2020 14:28	0:01	SSA3	0.0095	2.6990	Oversupply
4/22/2020 14:29	0:01	SSA2	0.0040	1.9840	Oversupply
4/22/2020 14:29	0:01	SSA3	0.0091	1.9840	Oversupply
4/22/2020 14:30	0:01	SSA2	0.0021	2.6450	Oversupply
4/22/2020 14:30	0:01	SSA3	0.0044	2.6450	Oversupply
4/22/2020 14:32	0:01	SSA2	0.0021	2.7910	Oversupply
4/22/2020 14:32	0:01	SSA3	0.0044	2.7910	Oversupply
4/22/2020 14:37	0:04	17-2	0.0336	0.7500	Oversupply
4/22/2020 14:37	0:01	SSA2	0.0021	2.5650	Oversupply
4/22/2020 14:37	0:01	SSA3	0.0044	2.5650	Oversupply
4/23/2020 0:38	0:02	KWPPI	0.0108	15.7238	Oversupply
4/23/2020 0:57	0:04	KWPPI	0.0212	16.2387	Oversupply
4/23/2020 1:03	4:22	KWPPI	45.9412	19.1957	Oversupply
4/23/2020 5:30	0:01	KWPPI	0.0030	19.0091	Oversupply
4/23/2020 5:33	0:49	KWPPI	3.0319	19.2096	Oversupply
4/23/2020 5:56	0:25	BS250	Data not available	Data not available	Oversupply
4/23/2020 6:22	0:01	17-2	0.0001	0.0140	Oversupply
4/23/2020 6:46	5:24	17-2	2.4999	0.7500	Oversupply



**Maui Curtailment Report**

April 2020

Start Date and Time	Duration (minutes)	IPP Curtailed	Estimated Curtailed MWH	Peak MW Curtailed	Reasons for Curtailment
4/23/2020 6:46	5:15	SSA2	6.9921	0.1260	Oversupply
4/23/2020 6:46	5:15	SSA3	9.2915	0.1260	Oversupply
4/23/2020 6:47	5:14	BS250	Data not available	Data not available	Oversupply
4/23/2020 6:47	5:14	KWP11	78.8597	19.2106	Oversupply
4/23/2020 7:57	0:13	AWE	0.3142	21.0000	Oversupply
4/23/2020 8:11	0:54	AWE	4.8861	21.0000	Oversupply
4/23/2020 9:08	0:23	AWE	1.3477	20.6000	Oversupply
4/23/2020 9:32	2:25	AWE	21.2032	21.0000	Oversupply
4/23/2020 12:01	0:01	SSA2	0.0141	-0.0030	Oversupply
4/23/2020 12:01	0:01	SSA3	0.0209	-0.0030	Oversupply
4/23/2020 12:01	0:01	SSA2	0.0141	-0.0030	Oversupply
4/23/2020 12:01	0:01	SSA3	0.0209	-0.0030	Oversupply
4/23/2020 12:02	0:01	SSA2	0.0141	-0.0030	Oversupply
4/23/2020 12:02	0:01	SSA3	0.0209	-0.0030	Oversupply
4/23/2020 12:03	0:01	SSA2	0.0141	-0.0020	Oversupply
4/23/2020 12:03	0:01	SSA3	0.0209	-0.0020	Oversupply
4/23/2020 12:04	0:01	SSA2	0.0141	0.1550	Oversupply
4/23/2020 12:04	0:01	SSA3	0.0209	0.1550	Oversupply
4/23/2020 12:05	0:01	SSA2	0.0141	0.5050	Oversupply
4/23/2020 12:05	0:01	SSA3	0.0209	0.5050	Oversupply
4/23/2020 12:06	0:01	SSA2	0.0141	0.8520	Oversupply
4/23/2020 12:06	0:01	SSA3	0.0209	0.8520	Oversupply
4/23/2020 12:07	0:01	SSA2	0.0141	0.9110	Oversupply
4/23/2020 12:07	0:01	SSA3	0.0209	0.9110	Oversupply
4/23/2020 12:08	0:01	SSA2	0.0141	1.0540	Oversupply
4/23/2020 12:08	0:01	SSA3	0.0209	1.0540	Oversupply
4/23/2020 12:08	0:01	SSA2	0.0139	1.2530	Oversupply
4/23/2020 12:08	0:01	SSA3	0.0205	1.2530	Oversupply
4/23/2020 12:12	0:04	17-2	0.0336	0.7500	Oversupply
4/23/2020 12:12	0:01	SSA2	0.0141	2.1760	Oversupply
4/23/2020 12:12	0:01	SSA3	0.0209	2.1760	Oversupply
4/23/2020 12:13	0:01	SSA2	0.0141	1.4120	Oversupply
4/23/2020 12:13	0:01	SSA3	0.0209	1.4120	Oversupply
4/23/2020 12:14	0:01	SSA2	0.0141	1.4400	Oversupply
4/23/2020 12:14	0:01	SSA3	0.0209	1.4400	Oversupply
4/23/2020 12:14	0:01	SSA2	-0.0007	2.4450	Oversupply
4/23/2020 12:14	0:01	SSA3	0.0037	2.4450	Oversupply
4/23/2020 14:45	0:01	SSA2	0.0057	2.6930	Oversupply
4/23/2020 14:45	0:01	SSA3	0.0020	2.6930	Oversupply
4/23/2020 14:46	0:02	17-2	0.0038	0.1300	Oversupply
4/23/2020 22:10	1:44	KWP11	19.6774	17.7137	Oversupply
4/23/2020 23:32	0:07	AWE	0.0684	21.0000	Oversupply
4/23/2020 23:40	0:03	AWE	0.0375	21.0000	Oversupply
4/23/2020 23:45	0:01	AWE	0.0046	21.0000	Oversupply
4/23/2020 23:56	1:08	KWP11	14.9902	16.2168	Oversupply
4/24/2020 0:29	0:03	AWE	0.0171	19.5000	Oversupply
4/24/2020 0:36	0:01	AWE	0.0021	19.2000	Oversupply
4/24/2020 0:38	0:03	AWE	0.0075	19.3000	Oversupply
4/24/2020 0:43	0:12	AWE	0.3565	21.0000	Oversupply
4/24/2020 0:56	0:04	AWE	0.0325	18.9000	Oversupply
4/24/2020 1:06	3:02	KWP11	26.0500	14.7198	Oversupply
4/24/2020 1:22	0:01	AWE	0.0094	17.5000	Oversupply
4/24/2020 1:24	0:01	AWE	0.0006	16.4000	Oversupply
4/24/2020 2:31	0:01	AWE	0.0101	19.7000	Oversupply
4/24/2020 2:33	0:01	AWE	0.0042	20.2000	Oversupply
4/24/2020 2:36	0:01	AWE	0.0046	19.5000	Oversupply
4/24/2020 2:45	0:01	AWE	0.0119	20.3000	Oversupply
4/24/2020 6:33	0:01	SSA2	0.0009	0.0730	Oversupply
4/24/2020 6:33	0:01	SSA3	0.0015	0.0730	Oversupply
4/24/2020 6:34	0:01	BS250	Data not available	Data not available	Oversupply
4/24/2020 6:35	0:01	17-2	0.0002	0.0150	Oversupply
4/24/2020 6:37	0:01	BS250	Data not available	Data not available	Oversupply
4/24/2020 6:39	1:30	SSA2	0.4650	0.1030	Oversupply
4/24/2020 6:39	1:30	SSA3	1.0414	0.1030	Oversupply
4/24/2020 6:40	1:31	BS250	Data not available	Data not available	Oversupply
4/24/2020 6:40	1:30	KWP11	16.2034	17.4922	Oversupply
4/24/2020 6:40	9:52	17-2	3.8175	0.7500	Oversupply
4/24/2020 7:54	0:12	AWE	0.3262	21.0000	Oversupply
4/24/2020 8:09	0:01	SSA2	0.0081	-0.0020	Oversupply
4/24/2020 8:09	0:01	SSA3	0.0181	-0.0020	Oversupply
4/24/2020 8:10	4:40	SSA2	6.1335	0.0890	Oversupply
4/24/2020 8:10	4:40	SSA3	9.4929	0.0890	Oversupply
4/24/2020 8:12	4:38	BS250	Data not available	Data not available	Oversupply
4/24/2020 8:12	4:39	KWP11	70.7221	17.7137	Oversupply
4/24/2020 9:02	3:19	AWE	27.4373	20.6000	Oversupply





Maui Curtailment Report

April 2020

Start Date and Time	Duration (minutes)	IPP Curtailed	Estimated Curtailed MWH	Peak MW Curtailed	Reasons for Curtailment
4/24/2020 10:27	0:01	5A	Data not available	Data not available	Oversupply
4/24/2020 10:27	0:01	SAG	Data not available	Data not available	Oversupply
4/24/2020 11:02	0:06	5A	Data not available	Data not available	Oversupply
4/24/2020 11:02	0:06	SAG	Data not available	Data not available	Oversupply
4/24/2020 11:09	0:03	5A	Data not available	Data not available	Oversupply
4/24/2020 11:09	0:03	SAG	Data not available	Data not available	Oversupply
4/24/2020 11:13	0:02	5A	Data not available	Data not available	Oversupply
4/24/2020 11:13	0:02	SAG	Data not available	Data not available	Oversupply
4/24/2020 11:16	0:01	5A	Data not available	Data not available	Oversupply
4/24/2020 11:16	0:01	SAG	Data not available	Data not available	Oversupply
4/24/2020 11:17	0:01	KWP	0.0009	29.1429	Oversupply
4/24/2020 12:23	0:01	AWE	0.0151	19.5000	Oversupply
4/24/2020 12:25	0:01	AWE	0.0071	19.3000	Oversupply
4/24/2020 12:29	0:03	AWE	0.0132	20.7000	Oversupply
4/24/2020 12:50	0:01	SSA2	0.0229	0.4110	Oversupply
4/24/2020 12:50	0:01	SSA3	0.0263	0.4110	Oversupply
4/24/2020 12:51	0:01	SSA2	0.0229	0.8310	Oversupply
4/24/2020 12:51	0:01	SSA3	0.0263	0.8310	Oversupply
4/24/2020 12:52	0:36	BS250	Data not available	Data not available	Oversupply
4/24/2020 12:52	0:36	SSA2	0.9183	1.7600	Oversupply
4/24/2020 12:52	0:36	SSA3	1.4480	1.7600	Oversupply
4/24/2020 12:53	0:35	KWP	9.5082	17.6947	Oversupply
4/24/2020 13:03	0:11	AWE	0.2593	16.7000	Oversupply
4/24/2020 13:15	0:06	AWE	0.0457	16.9000	Oversupply
4/24/2020 13:28	0:01	SSA2	0.0241	0.1030	Oversupply
4/24/2020 13:28	0:01	SSA3	0.0391	0.1030	Oversupply
4/24/2020 13:29	1:13	SSA2	2.1601	0.1280	Oversupply
4/24/2020 13:29	1:13	SSA3	2.3529	0.1280	Oversupply
4/24/2020 13:30	1:13	BS250	Data not available	Data not available	Oversupply
4/24/2020 13:30	1:14	KWP	14.4232	17.6448	Oversupply
4/24/2020 14:43	0:01	SSA2	0.0247	0.0050	Oversupply
4/24/2020 14:43	0:01	SSA3	0.0211	0.0050	Oversupply
4/24/2020 14:43	0:01	SSA2	0.0247	0.4160	Oversupply
4/24/2020 14:43	0:01	SSA3	0.0211	0.4160	Oversupply
4/24/2020 14:44	0:01	SSA2	0.0237	1.1000	Oversupply
4/24/2020 14:44	0:01	SSA3	0.0203	1.1000	Oversupply
4/24/2020 14:45	0:01	SSA2	0.0231	1.0810	Oversupply
4/24/2020 14:45	0:01	SSA3	0.0181	1.0810	Oversupply
4/24/2020 14:46	0:01	SSA2	0.0231	1.0320	Oversupply
4/24/2020 14:46	0:01	SSA3	0.0181	1.0320	Oversupply
4/24/2020 14:47	1:12	BS250	Data not available	Data not available	Oversupply
4/24/2020 14:47	0:01	SSA2	0.0231	0.0140	Oversupply
4/24/2020 14:47	0:01	SSA3	0.0181	0.0140	Oversupply
4/24/2020 14:48	1:11	SSA2	2.4192	0.0120	Oversupply
4/24/2020 14:48	1:11	SSA3	1.9377	0.0120	Oversupply
4/24/2020 14:49	1:10	KWP	16.7534	17.7137	Oversupply
4/24/2020 15:13	0:01	AWE	0.0041	15.2000	Oversupply
4/24/2020 15:24	0:10	AWE	0.2394	14.8000	Oversupply
4/24/2020 15:37	0:14	AWE	0.5355	15.1000	Oversupply
4/24/2020 15:52	0:03	AWE	0.0082	13.5000	Oversupply
4/24/2020 15:59	0:01	SSA2	0.0244	0.0690	Oversupply
4/24/2020 15:59	0:01	SSA3	0.0287	0.0690	Oversupply
4/24/2020 16:00	0:01	SSA2	0.0211	0.1180	Oversupply
4/24/2020 16:00	0:01	SSA3	0.0219	0.1180	Oversupply
4/24/2020 16:00	0:27	SSA2	0.7322	0.0240	Oversupply
4/24/2020 16:00	0:27	SSA3	0.6139	0.0240	Oversupply
4/24/2020 16:01	0:26	BS250	Data not available	Data not available	Oversupply
4/24/2020 16:01	0:27	KWP	4.3150	17.5810	Oversupply
4/24/2020 16:08	0:01	AWE	0.0084	14.5000	Oversupply
4/24/2020 16:27	0:01	SSA2	0.0267	0.1440	Oversupply
4/24/2020 16:27	0:01	SSA3	0.0173	0.1440	Oversupply
4/24/2020 16:28	0:02	SSA2	0.0486	0.3140	Oversupply
4/24/2020 16:28	0:02	SSA3	0.0286	0.3140	Oversupply
4/24/2020 16:29	0:02	BS250	Data not available	Data not available	Oversupply
4/24/2020 16:29	0:02	KWP	0.0180	10.7679	Oversupply
4/24/2020 16:30	0:01	SSA2	0.0153	-0.0030	Oversupply
4/24/2020 16:30	0:01	SSA3	0.0038	-0.0030	Oversupply
4/24/2020 16:41	0:01	SSA2	0.0153	1.6360	Oversupply
4/24/2020 16:41	0:01	SSA3	0.0038	1.6360	Oversupply
4/24/2020 16:42	0:03	17-2	0.0220	0.4700	Oversupply
4/24/2020 16:42	0:01	SSA2	0.0153	1.3030	Oversupply
4/24/2020 16:42	0:01	SSA3	0.0038	1.3030	Oversupply
4/24/2020 16:43	0:01	SSA2	0.0147	0.1510	Oversupply
4/24/2020 16:43	0:01	SSA3	0.0036	0.1510	Oversupply
4/24/2020 16:52	0:01	SSA2	0.0075	0.7060	Oversupply



Maui Curtailment Report

April 2020

Start Date and Time	Duration (minutes)	IPP Curtailed	Estimated Curtailed MWH	Peak MW Curtailed	Reasons for Curtailment
4/24/2020 16:52	0:01	SSA3	0.0095	0.7060	Oversupply
4/24/2020 16:52	0:03	SSA2	0.0298	0.0480	Oversupply
4/24/2020 16:52	0:03	SSA3	0.0379	0.0480	Oversupply
4/24/2020 16:53	0:03	BS250	Data not available	Data not available	Oversupply
4/24/2020 16:53	0:15	17-2	0.0535	0.3430	Oversupply
4/24/2020 16:54	0:02	KWP11	0.0347	17.4872	Oversupply
4/24/2020 16:56	0:01	SSA2	0.0075	-0.0030	Oversupply
4/24/2020 16:56	0:01	SSA3	0.0095	-0.0030	Oversupply
4/24/2020 16:57	0:01	SSA2	0.0075	-0.0030	Oversupply
4/24/2020 16:57	0:01	SSA3	0.0095	-0.0030	Oversupply
4/24/2020 16:58	0:02	BS250	Data not available	Data not available	Oversupply
4/24/2020 16:58	0:01	KWP11	0.0008	17.5870	Oversupply
4/24/2020 16:58	0:03	SSA2	0.0166	-0.0030	Oversupply
4/24/2020 16:58	0:03	SSA3	0.0261	-0.0030	Oversupply
4/24/2020 17:00	0:01	KWP11	0.0147	17.1319	Oversupply
4/24/2020 17:00	0:01	SSA2	0.0094	0.0450	Oversupply
4/24/2020 17:00	0:01	SSA3	0.0081	0.0450	Oversupply
4/24/2020 17:01	0:01	SSA2	0.0090	0.2340	Oversupply
4/24/2020 17:01	0:01	SSA3	0.0078	0.2340	Oversupply
4/24/2020 17:02	0:01	SSA2	0.0094	0.8460	Oversupply
4/24/2020 17:02	0:01	SSA3	0.0081	0.8460	Oversupply
4/24/2020 17:04	0:01	SSA2	0.0094	1.3400	Oversupply
4/24/2020 17:04	0:01	SSA3	0.0081	1.3400	Oversupply
4/24/2020 17:04	0:01	SSA2	0.0094	1.4370	Oversupply
4/24/2020 17:04	0:01	SSA3	0.0081	1.4370	Oversupply
4/24/2020 17:05	0:01	SSA2	0.0094	0.9730	Oversupply
4/24/2020 17:05	0:01	SSA3	0.0081	0.9730	Oversupply
4/24/2020 17:06	0:01	SSA2	0.0094	1.0920	Oversupply
4/24/2020 17:06	0:01	SSA3	0.0081	1.0920	Oversupply
4/24/2020 17:09	0:06	17-2	0.0209	0.2930	Oversupply
4/24/2020 17:09	0:01	SSA2	0.0094	1.6220	Oversupply
4/24/2020 17:09	0:01	SSA3	0.0081	1.6220	Oversupply
4/24/2020 17:10	0:01	SSA2	0.0094	0.0720	Oversupply
4/24/2020 17:10	0:01	SSA3	0.0081	0.0720	Oversupply
4/24/2020 17:11	0:01	SSA2	0.0094	0.7380	Oversupply
4/24/2020 17:11	0:01	SSA3	0.0081	0.7380	Oversupply
4/24/2020 17:11	0:01	SSA2	0.0094	0.8630	Oversupply
4/24/2020 17:11	0:01	SSA3	0.0081	0.8630	Oversupply
4/24/2020 17:12	0:01	SSA2	0.0094	0.9790	Oversupply
4/24/2020 17:12	0:01	SSA3	0.0081	0.9790	Oversupply
4/24/2020 17:14	0:01	SSA2	0.0069	1.5410	Oversupply
4/24/2020 17:14	0:01	SSA3	0.0061	1.5410	Oversupply
4/24/2020 17:16	0:01	SSA2	-0.0005	1.4880	Oversupply
4/24/2020 17:16	0:01	SSA3	0.0015	1.4880	Oversupply
4/25/2020 1:07	0:29	KWP11	0.5086	17.7137	Oversupply
4/25/2020 2:56	0:40	KWP11	6.6499	17.7137	Oversupply
4/25/2020 3:23	0:02	AWE	0.0261	19.5000	Oversupply
4/25/2020 3:26	0:05	AWE	0.0970	19.5000	Oversupply
4/25/2020 3:39	0:45	KWP11	5.5089	17.7137	Oversupply
4/25/2020 4:56	0:04	KWP11	0.1065	17.7137	Oversupply
4/25/2020 7:07	8:37	SSA2	16.4254	0.0990	Oversupply
4/25/2020 7:07	8:37	SSA3	17.3694	0.0990	Oversupply
4/25/2020 7:08	8:37	BS250	Data not available	Data not available	Oversupply
4/25/2020 7:08	9:07	17-2	4.1756	0.7500	Oversupply
4/25/2020 7:10	8:35	KWP11	139.4245	17.7137	Oversupply
4/25/2020 7:22	1:00	AWE	5.4888	19.8000	Oversupply
4/25/2020 8:23	0:01	AWE	0.0042	12.3000	Oversupply
4/25/2020 8:26	0:01	AWE	0.0035	12.5000	Oversupply
4/25/2020 8:29	0:01	AWE	0.0036	11.1000	Oversupply
4/25/2020 8:38	6:56	AWE	61.8299	20.4000	Oversupply
4/25/2020 10:56	0:01	5A	Data not available	Data not available	Oversupply
4/25/2020 10:56	0:01	SAG	Data not available	Data not available	Oversupply
4/25/2020 10:59	0:13	5A	Data not available	Data not available	Oversupply
4/25/2020 10:59	0:13	SAG	Data not available	Data not available	Oversupply
4/25/2020 11:08	0:02	KWP	0.0063	19.5429	Oversupply
4/25/2020 11:13	0:02	5A	Data not available	Data not available	Oversupply
4/25/2020 11:13	0:02	SAG	Data not available	Data not available	Oversupply
4/25/2020 11:16	0:04	5A	Data not available	Data not available	Oversupply
4/25/2020 11:16	0:04	SAG	Data not available	Data not available	Oversupply
4/25/2020 11:22	0:06	5A	Data not available	Data not available	Oversupply
4/25/2020 11:22	0:06	SAG	Data not available	Data not available	Oversupply
4/25/2020 11:22	0:01	KWP	0.0018	19.3846	Oversupply
4/25/2020 11:30	0:01	5A	Data not available	Data not available	Oversupply
4/25/2020 11:30	0:01	SAG	Data not available	Data not available	Oversupply
4/25/2020 11:33	0:01	5A	Data not available	Data not available	Oversupply





**Maui Curtailment Report**

April 2020

Start Date and Time	Duration (minutes)	IPP Curtailed	Estimated Curtailed MWH	Peak MW Curtailed	Reasons for Curtailment
4/25/2020 11:33	0:01	SAG	Data not available	Data not available	Oversupply
4/25/2020 11:38	0:01	5A	Data not available	Data not available	Oversupply
4/25/2020 11:38	0:01	SAG	Data not available	Data not available	Oversupply
4/25/2020 11:41	0:07	5A	Data not available	Data not available	Oversupply
4/25/2020 11:41	0:07	SAG	Data not available	Data not available	Oversupply
4/25/2020 11:49	0:01	5A	Data not available	Data not available	Oversupply
4/25/2020 11:49	0:01	SAG	Data not available	Data not available	Oversupply
4/25/2020 11:51	0:02	5A	Data not available	Data not available	Oversupply
4/25/2020 11:51	0:02	SAG	Data not available	Data not available	Oversupply
4/25/2020 11:52	0:01	KWP	0.0013	13.8989	Oversupply
4/25/2020 11:54	0:01	5A	Data not available	Data not available	Oversupply
4/25/2020 11:54	0:01	SAG	Data not available	Data not available	Oversupply
4/25/2020 11:56	0:01	5A	Data not available	Data not available	Oversupply
4/25/2020 11:56	0:01	SAG	Data not available	Data not available	Oversupply
4/25/2020 11:57	0:01	KWP	0.0026	15.9560	Oversupply
4/25/2020 11:58	0:02	5A	Data not available	Data not available	Oversupply
4/25/2020 11:58	0:02	SAG	Data not available	Data not available	Oversupply
4/25/2020 12:02	0:01	5A	Data not available	Data not available	Oversupply
4/25/2020 12:02	0:01	SAG	Data not available	Data not available	Oversupply
4/25/2020 12:02	0:01	KWP	0.0009	14.6374	Oversupply
4/25/2020 12:04	0:01	5A	Data not available	Data not available	Oversupply
4/25/2020 12:04	0:01	SAG	Data not available	Data not available	Oversupply
4/25/2020 12:24	0:06	5A	Data not available	Data not available	Oversupply
4/25/2020 12:24	0:06	SAG	Data not available	Data not available	Oversupply
4/25/2020 12:26	0:01	KWP	0.0009	11.1033	Oversupply
4/25/2020 12:31	0:02	5A	Data not available	Data not available	Oversupply
4/25/2020 12:31	0:02	SAG	Data not available	Data not available	Oversupply
4/25/2020 12:34	0:01	5A	Data not available	Data not available	Oversupply
4/25/2020 12:34	0:01	SAG	Data not available	Data not available	Oversupply
4/25/2020 12:37	0:05	5A	Data not available	Data not available	Oversupply
4/25/2020 12:37	0:05	SAG	Data not available	Data not available	Oversupply
4/25/2020 12:39	0:01	KWP	0.0033	9.6791	Oversupply
4/25/2020 12:41	0:01	KWP	0.0026	9.2044	Oversupply
4/25/2020 12:43	0:03	5A	Data not available	Data not available	Oversupply
4/25/2020 12:43	0:03	SAG	Data not available	Data not available	Oversupply
4/25/2020 12:47	0:03	5A	Data not available	Data not available	Oversupply
4/25/2020 12:47	0:03	SAG	Data not available	Data not available	Oversupply
4/25/2020 12:48	0:01	KWP	0.0009	8.0967	Oversupply
4/25/2020 12:52	0:02	5A	Data not available	Data not available	Oversupply
4/25/2020 12:52	0:02	SAG	Data not available	Data not available	Oversupply
4/25/2020 12:57	0:01	5A	Data not available	Data not available	Oversupply
4/25/2020 12:57	0:01	SAG	Data not available	Data not available	Oversupply
4/25/2020 12:58	0:01	KWP	0.0035	9.8374	Oversupply
4/25/2020 12:59	0:01	5A	Data not available	Data not available	Oversupply
4/25/2020 12:59	0:01	SAG	Data not available	Data not available	Oversupply
4/25/2020 13:02	0:01	5A	Data not available	Data not available	Oversupply
4/25/2020 13:02	0:01	SAG	Data not available	Data not available	Oversupply
4/25/2020 13:13	0:05	5A	Data not available	Data not available	Oversupply
4/25/2020 13:13	0:05	SAG	Data not available	Data not available	Oversupply
4/25/2020 13:14	0:01	KWP	0.0009	12.3165	Oversupply
4/25/2020 13:32	0:01	5A	Data not available	Data not available	Oversupply
4/25/2020 13:32	0:01	SAG	Data not available	Data not available	Oversupply
4/25/2020 13:51	0:01	5A	Data not available	Data not available	Oversupply
4/25/2020 13:51	0:01	SAG	Data not available	Data not available	Oversupply
4/25/2020 13:53	0:01	5A	Data not available	Data not available	Oversupply
4/25/2020 13:53	0:01	SAG	Data not available	Data not available	Oversupply
4/25/2020 13:55	0:02	5A	Data not available	Data not available	Oversupply
4/25/2020 13:55	0:02	SAG	Data not available	Data not available	Oversupply
4/25/2020 13:59	0:02	5A	Data not available	Data not available	Oversupply
4/25/2020 13:59	0:02	SAG	Data not available	Data not available	Oversupply
4/25/2020 14:01	0:01	KWP	0.0026	14.0571	Oversupply
4/25/2020 14:39	0:02	5A	Data not available	Data not available	Oversupply
4/25/2020 14:39	0:02	SAG	Data not available	Data not available	Oversupply
4/25/2020 15:36	0:01	AWE	0.0069	18.7000	Oversupply
4/25/2020 15:39	0:02	AWE	0.0279	19.7000	Oversupply
4/25/2020 15:44	0:01	SSA2	0.0221	0.0050	Oversupply
4/25/2020 15:44	0:01	SSA3	0.0312	0.0050	Oversupply
4/25/2020 15:45	0:01	SSA2	0.0204	0.4500	Oversupply
4/25/2020 15:45	0:01	SSA3	0.0301	0.4500	Oversupply
4/25/2020 15:46	0:28	SSA2	0.7695	0.1450	Oversupply
4/25/2020 15:46	0:28	SSA3	0.6998	0.1450	Oversupply
4/25/2020 15:47	0:27	BS250	Data not available	Data not available	Oversupply
4/25/2020 15:47	0:27	KWP11	4.0284	17.6279	Oversupply
4/25/2020 16:15	0:01	SSA2	0.0149	1.4130	Oversupply
4/25/2020 16:15	0:01	SSA3	0.0065	1.4130	Oversupply



**Maui Curtailment Report**

April 2020

Start Date and Time	Duration (minutes)	IPP Curtailed	Estimated Curtailed MWH	Peak MW Curtailed	Reasons for Curtailment
4/25/2020 16:16	0:01	17-2	0.0034	0.2080	Oversupply
4/25/2020 16:18	0:15	17-2	0.0440	0.4020	Oversupply
4/25/2020 16:18	0:01	SSA2	0.0149	1.4500	Oversupply
4/25/2020 16:18	0:01	SSA3	0.0065	1.4500	Oversupply
4/25/2020 16:19	0:01	SSA2	0.0149	1.3140	Oversupply
4/25/2020 16:19	0:01	SSA3	0.0065	1.3140	Oversupply
4/25/2020 16:20	0:01	SSA2	0.0149	1.1850	Oversupply
4/25/2020 16:20	0:01	SSA3	0.0065	1.1850	Oversupply
4/25/2020 16:21	0:01	SSA2	0.0149	1.0120	Oversupply
4/25/2020 16:21	0:01	SSA3	0.0065	1.0120	Oversupply
4/25/2020 16:21	0:01	SSA2	0.0143	0.9640	Oversupply
4/25/2020 16:21	0:01	SSA3	0.0062	0.9640	Oversupply
4/25/2020 16:22	0:01	SSA2	0.0149	0.3710	Oversupply
4/25/2020 16:22	0:01	SSA3	0.0065	0.3710	Oversupply
4/25/2020 16:23	0:01	SSA2	0.0149	1.0330	Oversupply
4/25/2020 16:23	0:01	SSA3	0.0065	1.0330	Oversupply
4/25/2020 16:24	0:02	BS250	Data not available	Data not available	Oversupply
4/25/2020 16:24	0:01	SSA2	0.0149	0.1260	Oversupply
4/25/2020 16:24	0:01	SSA3	0.0065	0.1260	Oversupply
4/25/2020 16:25	0:01	SSA2	0.0149	0.0290	Oversupply
4/25/2020 16:25	0:01	SSA3	0.0065	0.0290	Oversupply
4/25/2020 16:26	0:01	SSA2	0.0149	0.5520	Oversupply
4/25/2020 16:26	0:01	SSA3	0.0065	0.5520	Oversupply
4/25/2020 16:27	0:01	SSA2	0.0149	0.3340	Oversupply
4/25/2020 16:27	0:01	SSA3	0.0065	0.3340	Oversupply
4/25/2020 16:27	0:01	SSA2	0.0149	0.3490	Oversupply
4/25/2020 16:27	0:01	SSA3	0.0065	0.3490	Oversupply
4/25/2020 16:28	0:01	SSA2	0.0149	0.9460	Oversupply
4/25/2020 16:28	0:01	SSA3	0.0065	0.9460	Oversupply
4/25/2020 16:29	0:01	SSA2	0.0166	0.5840	Oversupply
4/25/2020 16:29	0:01	SSA3	0.0031	0.5840	Oversupply
4/25/2020 16:30	0:02	BS250	Data not available	Data not available	Oversupply
4/25/2020 16:30	0:02	SSA2	0.0249	0.0200	Oversupply
4/25/2020 16:30	0:02	SSA3	0.0037	0.0200	Oversupply
4/25/2020 16:46	0:36	17-2	0.1510	0.4770	Oversupply
4/25/2020 16:46	0:01	SSA2	0.0183	0.2840	Oversupply
4/25/2020 16:46	0:01	SSA3	0.0082	0.2840	Oversupply
4/25/2020 16:47	0:02	SSA2	0.0366	0.0480	Oversupply
4/25/2020 16:47	0:02	SSA3	0.0165	0.0480	Oversupply
4/25/2020 16:48	0:06	BS250	Data not available	Data not available	Oversupply
4/25/2020 16:48	0:01	SSA2	0.0183	0.0100	Oversupply
4/25/2020 16:48	0:01	SSA3	0.0082	0.0100	Oversupply
4/25/2020 16:49	0:05	SSA2	0.1093	0.0030	Oversupply
4/25/2020 16:49	0:05	SSA3	0.0493	0.0030	Oversupply
4/25/2020 16:51	0:04	KWP11	0.0621	17.7017	Oversupply
4/25/2020 16:54	0:01	SSA2	0.0183	0.1680	Oversupply
4/25/2020 16:54	0:01	SSA3	0.0082	0.1680	Oversupply
4/25/2020 16:55	0:01	SSA2	0.0183	0.2160	Oversupply
4/25/2020 16:55	0:01	SSA3	0.0082	0.2160	Oversupply
4/25/2020 16:56	0:01	SSA2	0.0183	0.1190	Oversupply
4/25/2020 16:56	0:01	SSA3	0.0082	0.1190	Oversupply
4/25/2020 16:57	0:01	SSA2	0.0183	0.6790	Oversupply
4/25/2020 16:57	0:01	SSA3	0.0082	0.6790	Oversupply
4/25/2020 16:58	0:01	SSA2	0.0183	1.3740	Oversupply
4/25/2020 16:58	0:01	SSA3	0.0082	1.3740	Oversupply
4/25/2020 16:59	0:01	SSA2	0.0183	1.1670	Oversupply
4/25/2020 16:59	0:01	SSA3	0.0083	1.1670	Oversupply
4/25/2020 17:00	0:02	BS250	Data not available	Data not available	Oversupply
4/25/2020 17:00	0:02	SSA2	0.0446	0.0920	Oversupply
4/25/2020 17:00	0:02	SSA3	0.0141	0.0920	Oversupply
4/25/2020 17:01	0:01	SSA2	0.0223	0.0030	Oversupply
4/25/2020 17:01	0:01	SSA3	0.0071	0.0030	Oversupply
4/25/2020 17:02	0:05	SSA2	0.1333	0.1040	Oversupply
4/25/2020 17:02	0:05	SSA3	0.0422	0.1040	Oversupply
4/25/2020 17:03	0:06	BS250	Data not available	Data not available	Oversupply
4/25/2020 17:06	0:03	KWP11	0.0863	17.7057	Oversupply
4/25/2020 17:07	0:01	SSA2	0.0223	0.0040	Oversupply
4/25/2020 17:07	0:01	SSA3	0.0071	0.0040	Oversupply
4/25/2020 17:08	0:01	SSA2	0.0219	0.0140	Oversupply
4/25/2020 17:08	0:01	SSA3	0.0069	0.0140	Oversupply
4/25/2020 17:09	0:01	SSA2	0.0223	0.3680	Oversupply
4/25/2020 17:09	0:01	SSA3	0.0071	0.3680	Oversupply
4/25/2020 17:10	0:02	BS250	Data not available	Data not available	Oversupply
4/25/2020 17:10	0:01	SSA2	0.0223	0.4530	Oversupply
4/25/2020 17:10	0:01	SSA3	0.0071	0.4530	Oversupply



Maui Curtailment Report

April 2020

Start Date and Time	Duration (minutes)	IPP Curtailed	Estimated Curtailed MWH	Peak MW Curtailed	Reasons for Curtailment
4/25/2020 17:11	0:01	SSA2	0.0223	0.0890	Oversupply
4/25/2020 17:11	0:01	SSA3	0.0071	0.0890	Oversupply
4/25/2020 17:12	0:01	SSA2	0.0223	0.1580	Oversupply
4/25/2020 17:12	0:01	SSA3	0.0071	0.1580	Oversupply
4/25/2020 17:12	0:01	SSA2	0.0223	0.3620	Oversupply
4/25/2020 17:12	0:01	SSA3	0.0071	0.3620	Oversupply
4/25/2020 17:13	0:01	SSA2	0.0223	0.6850	Oversupply
4/25/2020 17:13	0:01	SSA3	0.0071	0.6850	Oversupply
4/25/2020 17:14	0:04	SSA2	0.0670	0.0510	Oversupply
4/25/2020 17:14	0:04	SSA3	0.0177	0.0510	Oversupply
4/25/2020 17:15	0:04	BS250	Data not available	Data not available	Oversupply
4/25/2020 17:19	0:01	KWPPII	0.0025	17.7107	Oversupply
4/25/2020 17:19	0:01	SSA2	0.0123	0.1760	Oversupply
4/25/2020 17:19	0:01	SSA3	0.0029	0.1760	Oversupply
4/25/2020 17:19	0:01	SSA2	0.0123	0.0820	Oversupply
4/25/2020 17:19	0:01	SSA3	0.0029	0.0820	Oversupply
4/25/2020 17:20	0:01	SSA2	0.0123	0.1850	Oversupply
4/25/2020 17:20	0:01	SSA3	0.0029	0.1850	Oversupply
4/25/2020 17:37	0:02	17-2	0.0028	0.1270	Oversupply
4/25/2020 17:37	0:01	SSA2	0.0005	0.9710	Oversupply
4/25/2020 17:37	0:01	SSA3	0.0008	0.9710	Oversupply
4/25/2020 22:26	0:09	KWPPII	0.4860	17.7137	Oversupply
4/25/2020 22:36	0:01	KWPPII	0.0066	17.6987	Oversupply
4/26/2020 3:22	0:05	KWPPII	0.0446	17.7137	Oversupply
4/26/2020 4:48	0:59	KWPPII	6.0175	17.7137	Oversupply
4/26/2020 5:57	0:13	BS250	Data not available	Data not available	Oversupply
4/26/2020 6:00	0:11	KWPPII	0.4065	17.6189	Oversupply
4/26/2020 6:36	7:57	BS250	Data not available	Data not available	Oversupply
4/26/2020 6:36	9:00	17-2	2.8521	0.7500	Oversupply
4/26/2020 6:36	7:57	SSA2	12.4472	0.0810	Oversupply
4/26/2020 6:36	7:57	SSA3	15.2384	0.0810	Oversupply
4/26/2020 6:39	7:55	KWPPII	117.1772	17.7137	Oversupply
4/26/2020 7:12	0:05	AWE	0.0939	19.2000	Oversupply
4/26/2020 7:18	0:49	AWE	3.5489	20.6000	Oversupply
4/26/2020 8:16	0:12	AWE	0.2904	19.1000	Oversupply
4/26/2020 8:30	0:01	AWE	0.0064	15.3000	Oversupply
4/26/2020 8:38	4:21	AWE	33.7970	17.1000	Oversupply
4/26/2020 13:03	0:07	AWE	0.0486	17.3000	Oversupply
4/26/2020 13:11	0:04	AWE	0.0255	16.4000	Oversupply
4/26/2020 13:17	0:47	AWE	2.7468	16.2000	Oversupply
4/26/2020 14:05	0:01	AWE	0.0044	14.1000	Oversupply
4/26/2020 14:08	0:01	AWE	0.0103	14.9000	Oversupply
4/26/2020 14:19	0:07	AWE	0.2657	17.4000	Oversupply
4/26/2020 14:33	0:01	SSA2	0.0240	0.1070	Oversupply
4/26/2020 14:33	0:01	SSA3	0.0255	0.1070	Oversupply
4/26/2020 14:34	0:59	BS250	Data not available	Data not available	Oversupply
4/26/2020 14:34	0:59	SSA2	1.3944	0.3190	Oversupply
4/26/2020 14:34	0:59	SSA3	1.3806	0.3190	Oversupply
4/26/2020 14:35	0:59	KWPPII	8.2313	18.4003	Oversupply
4/26/2020 14:36	0:04	AWE	0.0482	18.1000	Oversupply
4/26/2020 15:33	0:01	SSA2	0.0312	0.0140	Oversupply
4/26/2020 15:33	0:01	SSA3	0.0220	0.0140	Oversupply
4/26/2020 15:34	0:01	SSA2	0.0312	0.0570	Oversupply
4/26/2020 15:34	0:01	SSA3	0.0220	0.0570	Oversupply
4/26/2020 15:34	0:01	SSA2	0.0312	0.5610	Oversupply
4/26/2020 15:34	0:01	SSA3	0.0220	0.5610	Oversupply
4/26/2020 15:36	0:01	SSA2	0.0312	2.0140	Oversupply
4/26/2020 15:36	0:01	SSA3	0.0220	2.0140	Oversupply
4/26/2020 15:37	0:48	17-2	0.1758	0.5210	Oversupply
4/26/2020 15:37	0:01	SSA2	0.0312	0.9660	Oversupply
4/26/2020 15:37	0:01	SSA3	0.0220	0.9660	Oversupply
4/26/2020 15:38	0:01	SSA2	0.0312	0.2390	Oversupply
4/26/2020 15:38	0:01	SSA3	0.0220	0.2390	Oversupply
4/26/2020 15:39	0:40	BS250	Data not available	Data not available	Oversupply
4/26/2020 15:39	0:01	SSA2	0.0312	0.3390	Oversupply
4/26/2020 15:39	0:01	SSA3	0.0220	0.3390	Oversupply
4/26/2020 15:40	0:40	KWPPII	2.3627	18.6358	Oversupply
4/26/2020 15:40	0:39	SSA2	1.6427	0.0300	Oversupply
4/26/2020 15:40	0:39	SSA3	1.0805	0.0300	Oversupply
4/26/2020 16:18	0:01	SSA2	0.0186	0.0340	Oversupply
4/26/2020 16:18	0:01	SSA3	0.0145	0.0340	Oversupply
4/26/2020 16:19	0:01	SSA2	0.0194	0.2600	Oversupply
4/26/2020 16:19	0:01	SSA3	0.0151	0.2600	Oversupply
4/26/2020 16:20	0:01	SSA2	0.0194	0.5850	Oversupply
4/26/2020 16:20	0:01	SSA3	0.0151	0.5850	Oversupply



**Maui Curtailment Report**

April 2020

Start Date and Time	Duration (minutes)	IPP Curtailed	Estimated Curtailed MWH	Peak MW Curtailed	Reasons for Curtailment
4/26/2020 16:21	0:01	SSA2	0.0194	0.3600	Oversupply
4/26/2020 16:21	0:01	SSA3	0.0151	0.3600	Oversupply
4/26/2020 16:22	0:01	SSA2	0.0194	0.7750	Oversupply
4/26/2020 16:22	0:01	SSA3	0.0151	0.7750	Oversupply
4/26/2020 16:23	0:01	SSA2	0.0190	1.4390	Oversupply
4/26/2020 16:23	0:01	SSA3	0.0148	1.4390	Oversupply
4/26/2020 22:30	0:11	KWPPI	0.4070	17.9043	Oversupply
4/27/2020 0:03	0:04	KWPPI	0.0856	18.5909	Oversupply
4/27/2020 0:14	0:03	KWPPI	0.0932	17.2916	Oversupply
4/27/2020 0:41	0:05	KWPPI	0.0879	18.3005	Oversupply
4/27/2020 0:56	0:01	KWPPI	0.0069	18.6208	Oversupply
4/27/2020 1:08	0:23	KWPPI	0.9883	18.9641	Oversupply
4/27/2020 1:41	0:01	KWPPI	0.0037	17.2906	Oversupply
4/27/2020 1:52	0:38	KWPPI	3.1826	18.8873	Oversupply
4/27/2020 2:31	0:01	KWPPI	0.0005	17.5930	Oversupply
4/27/2020 2:33	0:37	KWPPI	2.3179	17.7616	Oversupply
4/27/2020 3:12	0:01	KWPPI	0.0033	16.6758	Oversupply
4/27/2020 3:15	0:04	KWPPI	0.0593	17.7147	Oversupply
4/27/2020 3:23	0:01	KWPPI	0.0074	17.2646	Oversupply
4/27/2020 4:31	0:30	KWPPI	3.6666	18.9911	Oversupply
4/27/2020 5:15	0:04	KWPPI	0.0342	18.5600	Oversupply
4/27/2020 5:20	0:07	KWPPI	0.1360	18.9951	Oversupply
4/27/2020 5:33	0:02	KWPPI	0.0388	17.6039	Oversupply
4/27/2020 7:17	0:01	17-2	0.0001	0.0530	Oversupply
4/27/2020 7:19	0:01	SSA2	0.0038	0.1700	Oversupply
4/27/2020 7:19	0:01	SSA3	0.0043	0.1700	Oversupply
4/27/2020 7:20	0:03	BS250	Data not available	Data not available	Oversupply
4/27/2020 7:20	0:04	17-2	0.0023	0.0520	Oversupply
4/27/2020 7:20	0:01	SSA2	0.0038	0.1060	Oversupply
4/27/2020 7:20	0:01	SSA3	0.0043	0.1060	Oversupply
4/27/2020 7:21	0:01	KWPPI	0.0079	18.9592	Oversupply
4/27/2020 7:21	0:01	SSA2	0.0038	0.0310	Oversupply
4/27/2020 7:21	0:01	SSA3	0.0043	0.0310	Oversupply
4/27/2020 7:22	0:01	SSA2	0.0038	0.1580	Oversupply
4/27/2020 7:22	0:01	SSA3	0.0043	0.1580	Oversupply
4/27/2020 7:23	0:01	SSA2	0.0038	0.2550	Oversupply
4/27/2020 7:23	0:01	SSA3	0.0043	0.2550	Oversupply
4/27/2020 7:24	0:01	SSA2	0.0038	0.2230	Oversupply
4/27/2020 7:24	0:01	SSA3	0.0043	0.2230	Oversupply
4/27/2020 7:25	0:04	17-2	0.0030	0.0870	Oversupply
4/27/2020 7:25	0:01	SSA2	0.0037	0.0350	Oversupply
4/27/2020 7:25	0:01	SSA3	0.0042	0.0350	Oversupply
4/27/2020 7:26	0:01	SSA2	0.0038	0.0160	Oversupply
4/27/2020 7:26	0:01	SSA3	0.0043	0.0160	Oversupply
4/27/2020 7:26	0:01	SSA2	0.0038	0.1270	Oversupply
4/27/2020 7:26	0:01	SSA3	0.0043	0.1270	Oversupply
4/27/2020 7:27	0:01	BS250	Data not available	Data not available	Oversupply
4/27/2020 7:30	0:01	SSA2	0.0085	0.3350	Oversupply
4/27/2020 7:30	0:01	SSA3	0.0120	0.3350	Oversupply
4/27/2020 7:31	8:45	17-2	4.9313	0.7500	Oversupply
4/27/2020 7:31	0:01	SSA2	0.0087	0.1560	Oversupply
4/27/2020 7:31	0:01	SSA3	0.0122	0.1560	Oversupply
4/27/2020 7:32	0:45	SSA2	0.6039	0.0340	Oversupply
4/27/2020 7:32	0:45	SSA3	0.8202	0.0340	Oversupply
4/27/2020 7:33	0:46	BS250	Data not available	Data not available	Oversupply
4/27/2020 7:34	0:06	KWPPI	0.1259	19.0949	Oversupply
4/27/2020 7:41	0:04	KWPPI	0.0565	18.4233	Oversupply
4/27/2020 7:46	0:45	KWPPI	2.4805	18.8354	Oversupply
4/27/2020 8:17	0:01	SSA2	0.0172	0.0420	Oversupply
4/27/2020 8:17	0:01	SSA3	0.0214	0.0420	Oversupply
4/27/2020 8:17	0:13	SSA2	0.2557	-0.0010	Oversupply
4/27/2020 8:17	0:13	SSA3	0.3241	-0.0010	Oversupply
4/27/2020 8:20	0:10	BS250	Data not available	Data not available	Oversupply
4/27/2020 8:30	0:01	SSA2	0.0154	0.0110	Oversupply
4/27/2020 8:30	0:01	SSA3	0.0240	0.0110	Oversupply
4/27/2020 8:31	0:02	BS250	Data not available	Data not available	Oversupply
4/27/2020 8:31	0:02	SSA2	0.0315	-0.0010	Oversupply
4/27/2020 8:31	0:02	SSA3	0.0489	-0.0010	Oversupply
4/27/2020 8:32	2:29	KWPPI	30.9242	18.9631	Oversupply
4/27/2020 8:33	2:27	SSA2	5.4653	0.0140	Oversupply
4/27/2020 8:33	2:27	SSA3	5.1778	0.0140	Oversupply
4/27/2020 8:34	2:27	BS250	Data not available	Data not available	Oversupply
4/27/2020 9:39	0:01	AWE	0.0082	17.3000	Oversupply
4/27/2020 9:47	0:13	AWE	0.4450	16.5000	Oversupply
4/27/2020 10:01	0:02	AWE	0.0225	14.8000	Oversupply



Maui Curtailment Report

April 2020

Start Date and Time	Duration (minutes)	IPP Curtailed	Estimated Curtailed MWH	Peak MW Curtailed	Reasons for Curtailment
4/27/2020 10:05	0:14	AWE	0.4780	17.3000	Oversupply
4/27/2020 10:20	0:07	AWE	0.1829	17.7000	Oversupply
4/27/2020 10:28	0:21	AWE	0.5535	16.3000	Oversupply
4/27/2020 10:50	0:01	AWE	0.0027	13.9000	Oversupply
4/27/2020 11:00	0:01	SSA2	0.0395	0.0670	Oversupply
4/27/2020 11:00	0:01	SSA3	0.0400	0.0670	Oversupply
4/27/2020 11:01	0:01	SSA2	0.0388	0.6310	Oversupply
4/27/2020 11:01	0:01	SSA3	0.0392	0.6310	Oversupply
4/27/2020 11:02	0:01	SSA2	0.0395	0.6140	Oversupply
4/27/2020 11:02	0:01	SSA3	0.0400	0.6140	Oversupply
4/27/2020 11:03	5:11	BS250	Data not available	Data not available	Oversupply
4/27/2020 11:03	5:10	SSA2	14.2620	1.1410	Oversupply
4/27/2020 11:03	5:10	SSA3	12.3601	1.1410	Oversupply
4/27/2020 11:04	5:11	KWP11	82.0701	19.1847	Oversupply
4/27/2020 11:19	0:02	AWE	0.0072	15.2000	Oversupply
4/27/2020 11:45	0:01	AWE	0.0004	18.6000	Oversupply
4/27/2020 11:47	0:01	AWE	0.0116	17.6000	Oversupply
4/27/2020 11:51	0:01	AWE	0.0038	17.3000	Oversupply
4/27/2020 11:57	0:48	AWE	2.7151	18.7000	Oversupply
4/27/2020 12:46	2:25	AWE	14.7477	19.3000	Oversupply
4/27/2020 15:12	0:02	AWE	0.0089	16.4000	Oversupply
4/27/2020 15:15	0:07	AWE	0.1438	17.8000	Oversupply
4/27/2020 15:23	0:02	AWE	0.0271	16.5000	Oversupply
4/27/2020 15:26	0:03	AWE	0.0216	16.2000	Oversupply
4/27/2020 15:38	0:01	AWE	0.0020	17.5000	Oversupply
4/27/2020 16:13	0:01	SSA2	0.0199	-0.0050	Oversupply
4/27/2020 16:13	0:01	SSA3	0.0247	-0.0050	Oversupply
4/27/2020 16:14	0:01	SSA2	0.0056	0.0120	Oversupply
4/27/2020 16:14	0:01	SSA3	0.0126	0.0120	Oversupply
4/27/2020 16:17	0:09	17-2	0.0527	0.6060	Oversupply
4/27/2020 16:17	0:01	SSA2	0.0069	1.5640	Oversupply
4/27/2020 16:17	0:01	SSA3	0.0059	1.5640	Oversupply
4/27/2020 16:18	0:01	SSA2	0.0069	1.6510	Oversupply
4/27/2020 16:18	0:01	SSA3	0.0059	1.6510	Oversupply
4/27/2020 16:19	0:01	SSA2	0.0069	1.7810	Oversupply
4/27/2020 16:19	0:01	SSA3	0.0059	1.7810	Oversupply
4/27/2020 16:19	0:01	SSA2	0.0069	2.1550	Oversupply
4/27/2020 16:19	0:01	SSA3	0.0059	2.1550	Oversupply
4/27/2020 16:20	0:01	SSA2	0.0069	1.7860	Oversupply
4/27/2020 16:20	0:01	SSA3	0.0059	1.7860	Oversupply
4/27/2020 16:21	0:01	SSA2	0.0069	0.8720	Oversupply
4/27/2020 16:21	0:01	SSA3	0.0059	0.8720	Oversupply
4/27/2020 16:22	0:01	SSA2	0.0069	0.1170	Oversupply
4/27/2020 16:22	0:01	SSA3	0.0059	0.1170	Oversupply
4/27/2020 16:23	0:01	SSA2	0.0069	0.4850	Oversupply
4/27/2020 16:23	0:01	SSA3	0.0059	0.4850	Oversupply
4/27/2020 16:30	0:06	17-2	0.0277	0.5180	Oversupply
4/27/2020 16:30	0:01	SSA2	0.0077	2.0380	Oversupply
4/27/2020 16:30	0:01	SSA3	0.0044	2.0380	Oversupply
4/27/2020 16:31	0:01	SSA2	0.0077	0.8780	Oversupply
4/27/2020 16:31	0:01	SSA3	0.0044	0.8780	Oversupply
4/27/2020 16:31	0:01	SSA2	0.0077	0.1330	Oversupply
4/27/2020 16:31	0:01	SSA3	0.0044	0.1330	Oversupply
4/27/2020 16:32	0:01	SSA2	0.0077	1.2820	Oversupply
4/27/2020 16:32	0:01	SSA3	0.0044	1.2820	Oversupply
4/27/2020 16:33	0:01	SSA2	0.0077	0.0840	Oversupply
4/27/2020 16:33	0:01	SSA3	0.0044	0.0840	Oversupply
4/27/2020 16:34	0:01	SSA2	0.0077	1.1160	Oversupply
4/27/2020 16:34	0:01	SSA3	0.0044	1.1160	Oversupply
4/27/2020 16:42	0:01	SSA2	0.0076	1.8710	Oversupply
4/27/2020 16:42	0:01	SSA3	0.0043	1.8710	Oversupply
4/27/2020 16:43	0:01	17-2	0.0041	0.3960	Oversupply
4/27/2020 16:43	0:01	SSA2	0.0076	0.4040	Oversupply
4/27/2020 16:43	0:01	SSA3	0.0043	0.4040	Oversupply
4/28/2020 0:25	0:02	KWP11	0.0072	19.2106	Oversupply
4/28/2020 3:03	1:35	KWP11	8.4935	19.2106	Oversupply
4/28/2020 6:59	0:07	17-2	0.0156	0.1630	Oversupply
4/28/2020 6:59	0:01	SSA2	0.0005	0.1120	Oversupply
4/28/2020 6:59	0:01	SSA3	0.0014	0.1120	Oversupply
4/28/2020 7:00	0:05	BS250	Data not available	Data not available	Oversupply
4/28/2020 7:00	0:01	SSA2	0.0014	0.0180	Oversupply
4/28/2020 7:00	0:01	SSA3	0.0037	0.0180	Oversupply
4/28/2020 7:01	0:04	SSA2	0.0070	0.0020	Oversupply
4/28/2020 7:01	0:04	SSA3	0.0183	0.0020	Oversupply
4/28/2020 7:03	0:03	KWP11	0.0381	19.2106	Oversupply



**Maui Curtailment Report**

April 2020

Start Date and Time	Duration (minutes)	IPP Curtailed	Estimated Curtailed MWH	Peak MW Curtailed	Reasons for Curtailment
4/28/2020 7:07	0:02	17-2	0.0038	0.1760	Oversupply
4/28/2020 7:07	0:01	SSA2	0.0014	0.0810	Oversupply
4/28/2020 7:07	0:01	SSA3	0.0037	0.0810	Oversupply
4/28/2020 7:30	8:52	17-2	4.8059	0.7500	Oversupply
4/28/2020 7:31	0:01	SSA2	0.0082	0.3600	Oversupply
4/28/2020 7:31	0:01	SSA3	0.0109	0.3600	Oversupply
4/28/2020 7:32	0:01	SSA2	0.0082	0.0840	Oversupply
4/28/2020 7:32	0:01	SSA3	0.0109	0.0840	Oversupply
4/28/2020 7:33	0:01	SSA2	0.0082	0.2690	Oversupply
4/28/2020 7:33	0:01	SSA3	0.0109	0.2690	Oversupply
4/28/2020 7:34	0:04	BS250	Data not available	Data not available	Oversupply
4/28/2020 7:34	0:03	SSA2	0.0328	0.1080	Oversupply
4/28/2020 7:34	0:03	SSA3	0.0436	0.1080	Oversupply
4/28/2020 7:36	0:02	KWP11	0.0098	19.2106	Oversupply
4/28/2020 7:37	0:01	SSA2	0.0082	-0.0020	Oversupply
4/28/2020 7:37	0:01	SSA3	0.0109	-0.0020	Oversupply
4/28/2020 7:38	0:01	SSA2	0.0082	-0.0020	Oversupply
4/28/2020 7:38	0:01	SSA3	0.0109	-0.0020	Oversupply
4/28/2020 7:39	8:09	BS250	Data not available	Data not available	Oversupply
4/28/2020 7:39	8:09	SSA2	18.6049	-0.0020	Oversupply
4/28/2020 7:39	8:09	SSA3	17.9041	-0.0020	Oversupply
4/28/2020 7:41	8:07	KWP11	139.9343	19.2106	Oversupply
4/28/2020 9:02	5:12	AWE	28.7695	17.0000	Oversupply
4/28/2020 9:09	0:01	5A	Data not available	Data not available	Oversupply
4/28/2020 9:09	0:01	SAG	Data not available	Data not available	Oversupply
4/28/2020 9:11	0:03	5A	Data not available	Data not available	Oversupply
4/28/2020 9:11	0:03	SAG	Data not available	Data not available	Oversupply
4/28/2020 9:15	0:04	5A	Data not available	Data not available	Oversupply
4/28/2020 9:15	0:04	SAG	Data not available	Data not available	Oversupply
4/28/2020 9:20	0:05	5A	Data not available	Data not available	Oversupply
4/28/2020 9:20	0:05	SAG	Data not available	Data not available	Oversupply
4/28/2020 9:20	0:01	KWP	0.0035	27.1385	Oversupply
4/28/2020 9:24	0:01	KWP	0.0018	26.7165	Oversupply
4/28/2020 9:26	0:10	5A	Data not available	Data not available	Oversupply
4/28/2020 9:26	0:10	SAG	Data not available	Data not available	Oversupply
4/28/2020 9:26	0:02	KWP	0.0026	26.8747	Oversupply
4/28/2020 9:37	0:03	5A	Data not available	Data not available	Oversupply
4/28/2020 9:37	0:03	SAG	Data not available	Data not available	Oversupply
4/28/2020 9:41	0:05	5A	Data not available	Data not available	Oversupply
4/28/2020 9:41	0:05	SAG	Data not available	Data not available	Oversupply
4/28/2020 9:44	0:01	KWP	0.0009	24.7121	Oversupply
4/28/2020 9:47	0:04	5A	Data not available	Data not available	Oversupply
4/28/2020 9:47	0:04	SAG	Data not available	Data not available	Oversupply
4/28/2020 9:47	0:01	KWP	0.0009	23.3407	Oversupply
4/28/2020 9:52	0:07	5A	Data not available	Data not available	Oversupply
4/28/2020 9:52	0:07	SAG	Data not available	Data not available	Oversupply
4/28/2020 9:54	0:02	KWP	0.0013	21.3363	Oversupply
4/28/2020 10:00	0:06	5A	Data not available	Data not available	Oversupply
4/28/2020 10:00	0:06	SAG	Data not available	Data not available	Oversupply
4/28/2020 10:02	0:01	KWP	0.0001	19.0154	Oversupply
4/28/2020 10:04	0:02	KWP	0.0018	18.9099	Oversupply
4/28/2020 10:08	0:13	5A	Data not available	Data not available	Oversupply
4/28/2020 10:08	0:13	SAG	Data not available	Data not available	Oversupply
4/28/2020 10:17	0:01	KWP	0.0009	19.4374	Oversupply
4/28/2020 10:19	0:01	KWP	0.0031	19.3319	Oversupply
4/28/2020 10:22	0:02	5A	Data not available	Data not available	Oversupply
4/28/2020 10:22	0:02	SAG	Data not available	Data not available	Oversupply
4/28/2020 10:26	0:12	5A	Data not available	Data not available	Oversupply
4/28/2020 10:26	0:12	SAG	Data not available	Data not available	Oversupply
4/28/2020 10:28	0:02	KWP	0.0035	17.9077	Oversupply
4/28/2020 10:34	0:01	KWP	0.0009	16.4308	Oversupply
4/28/2020 10:39	0:04	5A	Data not available	Data not available	Oversupply
4/28/2020 10:39	0:04	SAG	Data not available	Data not available	Oversupply
4/28/2020 10:46	0:02	5A	Data not available	Data not available	Oversupply
4/28/2020 10:46	0:02	SAG	Data not available	Data not available	Oversupply
4/28/2020 10:49	0:02	5A	Data not available	Data not available	Oversupply
4/28/2020 10:49	0:02	SAG	Data not available	Data not available	Oversupply
4/28/2020 10:51	0:01	KWP	0.0009	14.2681	Oversupply
4/28/2020 10:53	0:05	5A	Data not available	Data not available	Oversupply
4/28/2020 10:53	0:05	SAG	Data not available	Data not available	Oversupply
4/28/2020 10:53	0:02	KWP	0.0018	14.4264	Oversupply
4/28/2020 11:02	0:02	5A	Data not available	Data not available	Oversupply
4/28/2020 11:02	0:02	SAG	Data not available	Data not available	Oversupply
4/28/2020 11:02	0:01	KWP	0.0018	16.2198	Oversupply
4/28/2020 11:05	0:01	5A	Data not available	Data not available	Oversupply





**Maui Curtailment Report**

April 2020

Start Date and Time	Duration (minutes)	IPP Curtailed	Estimated Curtailed MWH	Peak MW Curtailed	Reasons for Curtailment
4/28/2020 11:05	0:01	SAG	Data not available	Data not available	Oversupply
4/28/2020 11:08	0:03	5A	Data not available	Data not available	Oversupply
4/28/2020 11:08	0:03	SAG	Data not available	Data not available	Oversupply
4/28/2020 11:09	0:02	KWP	0.0023	14.3736	Oversupply
4/28/2020 11:12	0:02	5A	Data not available	Data not available	Oversupply
4/28/2020 11:12	0:02	SAG	Data not available	Data not available	Oversupply
4/28/2020 11:15	0:04	5A	Data not available	Data not available	Oversupply
4/28/2020 11:15	0:04	SAG	Data not available	Data not available	Oversupply
4/28/2020 11:15	0:01	KWP	0.0009	14.7429	Oversupply
4/28/2020 11:17	0:01	KWP	0.0009	15.7451	Oversupply
4/28/2020 11:20	0:02	5A	Data not available	Data not available	Oversupply
4/28/2020 11:20	0:02	SAG	Data not available	Data not available	Oversupply
4/28/2020 11:23	0:03	5A	Data not available	Data not available	Oversupply
4/28/2020 11:23	0:03	SAG	Data not available	Data not available	Oversupply
4/28/2020 11:23	0:01	KWP	0.0018	14.3736	Oversupply
4/28/2020 11:28	0:06	5A	Data not available	Data not available	Oversupply
4/28/2020 11:28	0:06	SAG	Data not available	Data not available	Oversupply
4/28/2020 11:28	0:01	KWP	0.0018	14.7956	Oversupply
4/28/2020 11:32	0:01	KWP	0.0009	14.7429	Oversupply
4/28/2020 11:36	0:05	5A	Data not available	Data not available	Oversupply
4/28/2020 11:36	0:05	SAG	Data not available	Data not available	Oversupply
4/28/2020 11:36	0:01	KWP	0.0009	16.5363	Oversupply
4/28/2020 11:42	0:06	5A	Data not available	Data not available	Oversupply
4/28/2020 11:42	0:06	SAG	Data not available	Data not available	Oversupply
4/28/2020 11:45	0:01	KWP	0.0001	15.8505	Oversupply
4/28/2020 11:50	0:01	5A	Data not available	Data not available	Oversupply
4/28/2020 11:50	0:01	SAG	Data not available	Data not available	Oversupply
4/28/2020 11:52	0:07	5A	Data not available	Data not available	Oversupply
4/28/2020 11:52	0:07	SAG	Data not available	Data not available	Oversupply
4/28/2020 12:00	0:03	5A	Data not available	Data not available	Oversupply
4/28/2020 12:00	0:03	SAG	Data not available	Data not available	Oversupply
4/28/2020 12:00	0:01	KWP	0.0018	17.0110	Oversupply
4/28/2020 12:06	0:02	5A	Data not available	Data not available	Oversupply
4/28/2020 12:06	0:02	SAG	Data not available	Data not available	Oversupply
4/28/2020 12:07	0:01	KWP	0.0009	17.6440	Oversupply
4/28/2020 12:10	0:01	5A	Data not available	Data not available	Oversupply
4/28/2020 12:10	0:01	SAG	Data not available	Data not available	Oversupply
4/28/2020 12:12	0:01	5A	Data not available	Data not available	Oversupply
4/28/2020 12:12	0:01	SAG	Data not available	Data not available	Oversupply
4/28/2020 12:14	0:02	5A	Data not available	Data not available	Oversupply
4/28/2020 12:14	0:02	SAG	Data not available	Data not available	Oversupply
4/28/2020 12:17	0:04	5A	Data not available	Data not available	Oversupply
4/28/2020 12:17	0:04	SAG	Data not available	Data not available	Oversupply
4/28/2020 12:19	0:01	KWP	0.0009	17.9604	Oversupply
4/28/2020 12:22	0:01	5A	Data not available	Data not available	Oversupply
4/28/2020 12:22	0:01	SAG	Data not available	Data not available	Oversupply
4/28/2020 12:22	0:01	KWP	0.0009	18.5407	Oversupply
4/28/2020 12:25	0:01	5A	Data not available	Data not available	Oversupply
4/28/2020 12:25	0:01	SAG	Data not available	Data not available	Oversupply
4/28/2020 12:28	0:04	5A	Data not available	Data not available	Oversupply
4/28/2020 12:28	0:04	SAG	Data not available	Data not available	Oversupply
4/28/2020 12:31	0:01	KWP	0.0009	22.7604	Oversupply
4/28/2020 12:33	0:01	5A	Data not available	Data not available	Oversupply
4/28/2020 12:33	0:01	SAG	Data not available	Data not available	Oversupply
4/28/2020 12:37	0:06	5A	Data not available	Data not available	Oversupply
4/28/2020 12:37	0:06	SAG	Data not available	Data not available	Oversupply
4/28/2020 12:44	0:01	5A	Data not available	Data not available	Oversupply
4/28/2020 12:44	0:01	SAG	Data not available	Data not available	Oversupply
4/28/2020 12:45	0:01	KWP	0.0070	26.0835	Oversupply
4/28/2020 12:57	0:05	5A	Data not available	Data not available	Oversupply
4/28/2020 12:57	0:05	SAG	Data not available	Data not available	Oversupply
4/28/2020 12:58	0:01	KWP	0.0009	25.6088	Oversupply
4/28/2020 13:02	0:01	KWP	0.0018	21.6527	Oversupply
4/28/2020 13:06	0:02	5A	Data not available	Data not available	Oversupply
4/28/2020 13:06	0:02	SAG	Data not available	Data not available	Oversupply
4/28/2020 13:09	0:01	5A	Data not available	Data not available	Oversupply
4/28/2020 13:09	0:01	SAG	Data not available	Data not available	Oversupply
4/28/2020 13:11	0:01	5A	Data not available	Data not available	Oversupply
4/28/2020 13:11	0:01	SAG	Data not available	Data not available	Oversupply
4/28/2020 13:12	0:03	KWP	0.0062	26.5055	Oversupply
4/28/2020 13:13	0:01	5A	Data not available	Data not available	Oversupply
4/28/2020 13:13	0:01	SAG	Data not available	Data not available	Oversupply
4/28/2020 13:34	0:01	5A	Data not available	Data not available	Oversupply
4/28/2020 13:34	0:01	SAG	Data not available	Data not available	Oversupply
4/28/2020 13:39	0:03	5A	Data not available	Data not available	Oversupply



Maui Curtailment Report

April 2020

Start Date and Time	Duration (minutes)	IPP Curtailed	Estimated Curtailed MWH	Peak MW Curtailed	Reasons for Curtailment
4/28/2020 13:39	0:03	SAG	Data not available	Data not available	Oversupply
4/28/2020 13:43	0:04	5A	Data not available	Data not available	Oversupply
4/28/2020 13:43	0:04	SAG	Data not available	Data not available	Oversupply
4/28/2020 13:49	0:01	5A	Data not available	Data not available	Oversupply
4/28/2020 13:49	0:01	SAG	Data not available	Data not available	Oversupply
4/28/2020 14:15	0:01	AWE	0.0048	11.4000	Oversupply
4/28/2020 14:18	0:08	AWE	0.0998	15.8000	Oversupply
4/28/2020 14:27	0:03	AWE	0.0961	16.5000	Oversupply
4/28/2020 14:31	0:03	AWE	0.0453	16.0000	Oversupply
4/28/2020 14:35	1:09	AWE	5.8855	18.5000	Oversupply
4/28/2020 15:48	0:01	SSA2	0.0345	0.4060	Oversupply
4/28/2020 15:48	0:01	SSA3	0.0283	0.4060	Oversupply
4/28/2020 15:49	0:01	SSA2	0.0338	0.9210	Oversupply
4/28/2020 15:49	0:01	SSA3	0.0277	0.9210	Oversupply
4/28/2020 15:49	0:29	SSA2	1.0230	0.1840	Oversupply
4/28/2020 15:49	0:29	SSA3	0.8273	0.1840	Oversupply
4/28/2020 15:50	0:29	BS250	Data not available	Data not available	Oversupply
4/28/2020 15:50	0:29	KWPll	4.0930	19.2106	Oversupply
4/28/2020 16:18	0:01	SSA2	0.0161	0.0030	Oversupply
4/28/2020 16:18	0:01	SSA3	0.0084	0.0030	Oversupply
4/28/2020 16:19	0:01	SSA2	0.0161	0.1430	Oversupply
4/28/2020 16:19	0:01	SSA3	0.0084	0.1430	Oversupply
4/28/2020 16:20	0:01	SSA2	0.0161	0.3060	Oversupply
4/28/2020 16:20	0:01	SSA3	0.0084	0.3060	Oversupply
4/28/2020 16:33	0:01	SSA2	0.0021	2.0870	Oversupply
4/28/2020 16:33	0:01	SSA3	0.0013	2.0870	Oversupply
4/28/2020 16:34	0:01	SSA2	0.0022	1.8800	Oversupply
4/28/2020 16:34	0:01	SSA3	0.0014	1.8800	Oversupply
4/28/2020 16:35	0:02	17-2	0.0151	0.4660	Oversupply
4/28/2020 16:35	0:01	SSA2	0.0022	1.4460	Oversupply
4/28/2020 16:35	0:01	SSA3	0.0014	1.4460	Oversupply
4/29/2020 3:55	0:02	KWPll	0.0102	19.2106	Oversupply
4/29/2020 3:58	0:05	KWPll	0.0092	19.2106	Oversupply
4/29/2020 7:23	0:01	17-2	0.0041	0.2560	Oversupply
4/29/2020 7:30	0:02	17-2	0.0049	0.2800	Oversupply
4/29/2020 7:30	0:01	SSA2	0.0066	0.3530	Oversupply
4/29/2020 7:30	0:01	SSA3	0.0081	0.3530	Oversupply
4/29/2020 7:33	0:01	17-2	0.0005	0.0870	Oversupply
4/29/2020 7:34	0:01	SSA2	0.0066	0.4070	Oversupply
4/29/2020 7:34	0:01	SSA3	0.0081	0.4070	Oversupply
4/29/2020 7:35	5:45	17-2	3.6098	0.7500	Oversupply
4/29/2020 7:35	0:01	SSA2	0.0066	0.4150	Oversupply
4/29/2020 7:35	0:01	SSA3	0.0081	0.4150	Oversupply
4/29/2020 7:36	0:01	SSA2	0.0066	0.1000	Oversupply
4/29/2020 7:36	0:01	SSA3	0.0081	0.1000	Oversupply
4/29/2020 7:37	0:01	SSA2	0.0066	0.2020	Oversupply
4/29/2020 7:37	0:01	SSA3	0.0081	0.2020	Oversupply
4/29/2020 7:38	0:01	SSA2	0.0066	0.1410	Oversupply
4/29/2020 7:38	0:01	SSA3	0.0081	0.1410	Oversupply
4/29/2020 7:39	0:01	SSA2	0.0066	0.1230	Oversupply
4/29/2020 7:39	0:01	SSA3	0.0081	0.1230	Oversupply
4/29/2020 7:40	5:39	BS250	Data not available	Data not available	Oversupply
4/29/2020 7:40	5:39	SSA2	12.9710	0.0080	Oversupply
4/29/2020 7:40	5:39	SSA3	13.1202	0.0080	Oversupply
4/29/2020 7:42	5:31	KWPll	93.3093	19.2106	Oversupply
4/29/2020 9:08	0:03	5A	Data not available	Data not available	Oversupply
4/29/2020 9:08	0:03	SAG	Data not available	Data not available	Oversupply
4/29/2020 9:09	0:01	KWP	0.0026	28.6681	Oversupply
4/29/2020 9:13	0:07	5A	Data not available	Data not available	Oversupply
4/29/2020 9:13	0:07	SAG	Data not available	Data not available	Oversupply
4/29/2020 9:14	0:07	AWE	0.0361	0.7000	Oversupply
4/29/2020 9:18	0:01	KWP	0.0026	27.6132	Oversupply
4/29/2020 9:21	0:02	5A	Data not available	Data not available	Oversupply
4/29/2020 9:21	0:02	SAG	Data not available	Data not available	Oversupply
4/29/2020 9:21	0:01	KWP	0.0026	27.6132	Oversupply
4/29/2020 9:24	0:01	5A	Data not available	Data not available	Oversupply
4/29/2020 9:24	0:01	SAG	Data not available	Data not available	Oversupply
4/29/2020 9:25	0:01	AWE	0.0002	0.1000	Oversupply
4/29/2020 9:25	0:01	KWP	0.0018	25.8725	Oversupply
4/29/2020 9:26	0:18	5A	Data not available	Data not available	Oversupply
4/29/2020 9:26	0:18	SAG	Data not available	Data not available	Oversupply
4/29/2020 9:27	0:01	KWP	0.0018	25.3451	Oversupply
4/29/2020 9:32	0:01	KWP	0.0009	23.1824	Oversupply
4/29/2020 9:42	0:01	KWP	0.0018	20.1231	Oversupply
4/29/2020 9:44	0:01	AWE	0.0019	0.2000	Oversupply





**Maui Curtailment Report**

April 2020

Start Date and Time	Duration (minutes)	IPP Curtailed	Estimated Curtailed MWH	Peak MW Curtailed	Reasons for Curtailment
4/29/2020 9:45	0:06	5A	Data not available	Data not available	Oversupply
4/29/2020 9:45	0:06	SAG	Data not available	Data not available	Oversupply
4/29/2020 9:52	0:01	5A	Data not available	Data not available	Oversupply
4/29/2020 9:52	0:01	SAG	Data not available	Data not available	Oversupply
4/29/2020 9:52	0:01	KWP	0.0018	19.9648	Oversupply
4/29/2020 9:55	0:01	KWP	0.0009	20.9670	Oversupply
4/29/2020 9:56	0:05	5A	Data not available	Data not available	Oversupply
4/29/2020 9:56	0:05	SAG	Data not available	Data not available	Oversupply
4/29/2020 9:57	0:01	KWP	0.0018	20.0176	Oversupply
4/29/2020 10:01	0:01	KWP	0.0009	19.2791	Oversupply
4/29/2020 10:03	0:08	5A	Data not available	Data not available	Oversupply
4/29/2020 10:03	0:08	SAG	Data not available	Data not available	Oversupply
4/29/2020 10:06	0:01	AWE	0.0030	0.2000	Oversupply
4/29/2020 10:08	0:01	AWE	0.0032	0.2000	Oversupply
4/29/2020 10:08	0:01	KWP	0.0009	16.6418	Oversupply
4/29/2020 10:12	0:09	5A	Data not available	Data not available	Oversupply
4/29/2020 10:12	0:09	SAG	Data not available	Data not available	Oversupply
4/29/2020 10:13	0:02	KWP	0.0018	17.0637	Oversupply
4/29/2020 10:21	0:01	KWP	0.0009	15.9560	Oversupply
4/29/2020 10:21	0:05	AWE	0.0453	1.4000	Oversupply
4/29/2020 10:22	0:10	5A	Data not available	Data not available	Oversupply
4/29/2020 10:22	0:10	SAG	Data not available	Data not available	Oversupply
4/29/2020 10:27	2:50	AWE	14.3611	13.7000	Oversupply
4/29/2020 10:34	0:05	5A	Data not available	Data not available	Oversupply
4/29/2020 10:34	0:05	SAG	Data not available	Data not available	Oversupply
4/29/2020 10:39	0:01	KWP	0.0009	14.6901	Oversupply
4/29/2020 10:41	0:01	5A	Data not available	Data not available	Oversupply
4/29/2020 10:41	0:01	SAG	Data not available	Data not available	Oversupply
4/29/2020 10:43	0:01	5A	Data not available	Data not available	Oversupply
4/29/2020 10:43	0:01	SAG	Data not available	Data not available	Oversupply
4/29/2020 10:45	0:06	5A	Data not available	Data not available	Oversupply
4/29/2020 10:45	0:06	SAG	Data not available	Data not available	Oversupply
4/29/2020 10:47	0:01	KWP	0.0018	11.7890	Oversupply
4/29/2020 10:49	0:01	KWP	0.0018	12.4220	Oversupply
4/29/2020 10:52	0:02	5A	Data not available	Data not available	Oversupply
4/29/2020 10:52	0:02	SAG	Data not available	Data not available	Oversupply
4/29/2020 10:55	0:01	5A	Data not available	Data not available	Oversupply
4/29/2020 10:55	0:01	SAG	Data not available	Data not available	Oversupply
4/29/2020 10:57	0:01	5A	Data not available	Data not available	Oversupply
4/29/2020 10:57	0:01	SAG	Data not available	Data not available	Oversupply
4/29/2020 11:00	0:01	5A	Data not available	Data not available	Oversupply
4/29/2020 11:00	0:01	SAG	Data not available	Data not available	Oversupply
4/29/2020 11:02	0:06	5A	Data not available	Data not available	Oversupply
4/29/2020 11:02	0:06	SAG	Data not available	Data not available	Oversupply
4/29/2020 11:02	0:01	KWP	0.0009	13.2659	Oversupply
4/29/2020 11:06	0:01	KWP	0.0009	11.9473	Oversupply
4/29/2020 11:09	0:02	5A	Data not available	Data not available	Oversupply
4/29/2020 11:09	0:02	SAG	Data not available	Data not available	Oversupply
4/29/2020 11:12	0:01	5A	Data not available	Data not available	Oversupply
4/29/2020 11:12	0:01	SAG	Data not available	Data not available	Oversupply
4/29/2020 11:13	0:01	KWP	0.0009	13.6879	Oversupply
4/29/2020 11:14	0:04	5A	Data not available	Data not available	Oversupply
4/29/2020 11:14	0:04	SAG	Data not available	Data not available	Oversupply
4/29/2020 11:16	0:01	KWP	0.0007	12.8440	Oversupply
4/29/2020 11:19	0:06	5A	Data not available	Data not available	Oversupply
4/29/2020 11:19	0:06	SAG	Data not available	Data not available	Oversupply
4/29/2020 11:19	0:01	KWP	0.0009	13.0549	Oversupply
4/29/2020 11:24	0:01	KWP	0.0009	12.4747	Oversupply
4/29/2020 11:26	0:02	5A	Data not available	Data not available	Oversupply
4/29/2020 11:26	0:02	SAG	Data not available	Data not available	Oversupply
4/29/2020 11:30	0:02	5A	Data not available	Data not available	Oversupply
4/29/2020 11:30	0:02	SAG	Data not available	Data not available	Oversupply
4/29/2020 11:33	0:01	KWP	0.0027	14.1626	Oversupply
4/29/2020 11:34	0:09	5A	Data not available	Data not available	Oversupply
4/29/2020 11:34	0:09	SAG	Data not available	Data not available	Oversupply
4/29/2020 11:41	0:01	KWP	0.0009	12.1055	Oversupply
4/29/2020 11:44	0:02	5A	Data not available	Data not available	Oversupply
4/29/2020 11:44	0:02	SAG	Data not available	Data not available	Oversupply
4/29/2020 11:47	0:01	5A	Data not available	Data not available	Oversupply
4/29/2020 11:47	0:01	SAG	Data not available	Data not available	Oversupply
4/29/2020 11:49	0:02	5A	Data not available	Data not available	Oversupply
4/29/2020 11:49	0:02	SAG	Data not available	Data not available	Oversupply
4/29/2020 11:49	0:01	KWP	0.0018	13.2659	Oversupply
4/29/2020 11:52	0:01	5A	Data not available	Data not available	Oversupply
4/29/2020 11:52	0:01	SAG	Data not available	Data not available	Oversupply



**Maui Curtailment Report**

April 2020

Start Date and Time	Duration (minutes)	IPP Curtailed	Estimated Curtailed MWH	Peak MW Curtailed	Reasons for Curtailment
4/29/2020 11:54	0:02	5A	Data not available	Data not available	Oversupply
4/29/2020 11:54	0:02	SAG	Data not available	Data not available	Oversupply
4/29/2020 11:54	0:01	KWP	0.0009	13.1077	Oversupply
4/29/2020 11:57	0:01	5A	Data not available	Data not available	Oversupply
4/29/2020 11:57	0:01	SAG	Data not available	Data not available	Oversupply
4/29/2020 11:57	0:01	KWP	0.0009	12.4747	Oversupply
4/29/2020 11:59	0:02	5A	Data not available	Data not available	Oversupply
4/29/2020 11:59	0:02	SAG	Data not available	Data not available	Oversupply
4/29/2020 12:03	0:03	5A	Data not available	Data not available	Oversupply
4/29/2020 12:03	0:03	SAG	Data not available	Data not available	Oversupply
4/29/2020 12:04	0:01	KWP	0.0026	13.9516	Oversupply
4/29/2020 12:14	0:07	5A	Data not available	Data not available	Oversupply
4/29/2020 12:14	0:07	SAG	Data not available	Data not available	Oversupply
4/29/2020 12:17	0:01	KWP	0.0009	13.2132	Oversupply
4/29/2020 12:22	0:01	5A	Data not available	Data not available	Oversupply
4/29/2020 12:22	0:01	SAG	Data not available	Data not available	Oversupply
4/29/2020 12:23	0:01	KWP	0.0035	11.7363	Oversupply
4/29/2020 12:26	0:04	5A	Data not available	Data not available	Oversupply
4/29/2020 12:26	0:04	SAG	Data not available	Data not available	Oversupply
4/29/2020 12:33	0:06	5A	Data not available	Data not available	Oversupply
4/29/2020 12:33	0:06	SAG	Data not available	Data not available	Oversupply
4/29/2020 12:34	0:01	KWP	0.0018	13.7407	Oversupply
4/29/2020 12:36	0:01	KWP	0.0015	13.1077	Oversupply
4/29/2020 12:41	0:02	5A	Data not available	Data not available	Oversupply
4/29/2020 12:41	0:02	SAG	Data not available	Data not available	Oversupply
4/29/2020 12:45	0:01	5A	Data not available	Data not available	Oversupply
4/29/2020 12:45	0:01	SAG	Data not available	Data not available	Oversupply
4/29/2020 12:45	0:01	KWP	0.0026	14.6374	Oversupply
4/29/2020 12:47	0:05	5A	Data not available	Data not available	Oversupply
4/29/2020 12:47	0:05	SAG	Data not available	Data not available	Oversupply
4/29/2020 12:49	0:01	KWP	0.0009	14.2154	Oversupply
4/29/2020 12:55	0:02	5A	Data not available	Data not available	Oversupply
4/29/2020 12:55	0:02	SAG	Data not available	Data not available	Oversupply
4/29/2020 12:56	0:01	KWP	0.0009	13.3714	Oversupply
4/29/2020 12:59	0:04	5A	Data not available	Data not available	Oversupply
4/29/2020 12:59	0:04	SAG	Data not available	Data not available	Oversupply
4/29/2020 13:04	0:03	5A	Data not available	Data not available	Oversupply
4/29/2020 13:04	0:03	SAG	Data not available	Data not available	Oversupply
4/29/2020 13:08	0:01	KWP	0.0018	12.5275	Oversupply
4/29/2020 13:09	0:01	5A	Data not available	Data not available	Oversupply
4/29/2020 13:09	0:01	SAG	Data not available	Data not available	Oversupply
4/29/2020 13:11	0:01	5A	Data not available	Data not available	Oversupply
4/29/2020 13:11	0:01	SAG	Data not available	Data not available	Oversupply
4/29/2020 13:11	0:01	KWP	0.0009	12.4747	Oversupply
4/29/2020 13:13	0:01	5A	Data not available	Data not available	Oversupply
4/29/2020 13:13	0:01	SAG	Data not available	Data not available	Oversupply
4/29/2020 13:14	0:01	KWP	0.0009	13.4242	Oversupply
4/29/2020 13:14	0:05	KWP II	0.7933	16.2168	Oversupply
4/29/2020 13:18	0:01	KWP	0.0018	15.1648	Oversupply
4/29/2020 13:18	0:01	SSA2	0.0399	-0.0020	Oversupply
4/29/2020 13:18	0:01	SSA3	0.0307	-0.0020	Oversupply
4/29/2020 13:20	0:01	KWP	0.0018	12.1582	Oversupply
4/29/2020 13:20	8:44	KWP II	153.8953	19.2106	Oversupply
4/29/2020 13:21	1:18	AWE	7.3777	19.1000	Oversupply
4/29/2020 13:22	1:17	SSA2	3.6533	-0.0030	Oversupply
4/29/2020 13:22	1:17	SSA3	3.4706	-0.0030	Oversupply
4/29/2020 13:23	1:46	17-2	1.1214	0.7500	Oversupply
4/29/2020 13:25	0:01	KWP	0.0009	9.9956	Oversupply
4/29/2020 13:29	0:01	KWP	0.0009	10.0484	Oversupply
4/29/2020 13:30	1:09	BS250	Data not available	Data not available	Oversupply
4/29/2020 13:45	0:03	5A	Data not available	Data not available	Oversupply
4/29/2020 13:45	0:03	SAG	Data not available	Data not available	Oversupply
4/29/2020 13:47	0:01	KWP	0.0036	27.6659	Oversupply
4/29/2020 14:38	0:01	SSA2	0.0407	0.0680	Oversupply
4/29/2020 14:38	0:01	SSA3	0.0332	0.0680	Oversupply
4/29/2020 14:39	0:01	SSA2	0.0399	0.1290	Oversupply
4/29/2020 14:39	0:01	SSA3	0.0325	0.1290	Oversupply
4/29/2020 14:40	0:01	SSA2	0.0407	0.1340	Oversupply
4/29/2020 14:40	0:01	SSA3	0.0332	0.1340	Oversupply
4/29/2020 14:41	0:01	SSA2	0.0407	0.1360	Oversupply
4/29/2020 14:41	0:01	SSA3	0.0332	0.1360	Oversupply
4/29/2020 14:42	0:01	SSA2	0.0407	0.1360	Oversupply
4/29/2020 14:42	0:01	SSA3	0.0332	0.1360	Oversupply
4/29/2020 14:43	0:01	SSA2	0.0407	0.2680	Oversupply
4/29/2020 14:43	0:01	SSA3	0.0332	0.2680	Oversupply



Maui Curtailment Report

April 2020

Start Date and Time	Duration (minutes)	IPP Curtailed	Estimated Curtailed MWH	Peak MW Curtailed	Reasons for Curtailment
4/29/2020 14:44	0:04	BS250	Data not available	Data not available	Oversupply
4/29/2020 14:44	0:05	AWE	0.3292	15.5000	Oversupply
4/29/2020 14:44	0:04	SSA2	0.2049	0.0280	Oversupply
4/29/2020 14:44	0:04	SSA3	0.1671	0.0280	Oversupply
4/29/2020 14:48	0:01	SSA2	0.0411	-0.0030	Oversupply
4/29/2020 14:48	0:01	SSA3	0.0331	-0.0030	Oversupply
4/29/2020 14:49	0:01	SSA2	0.0411	-0.0030	Oversupply
4/29/2020 14:49	0:01	SSA3	0.0331	-0.0030	Oversupply
4/29/2020 14:50	0:01	SSA2	0.0411	-0.0030	Oversupply
4/29/2020 14:50	0:01	SSA3	0.0331	-0.0030	Oversupply
4/29/2020 14:50	0:01	SSA2	0.0411	-0.0030	Oversupply
4/29/2020 14:50	0:01	SSA3	0.0331	-0.0030	Oversupply
4/29/2020 14:51	0:01	SSA2	0.0411	0.1930	Oversupply
4/29/2020 14:51	0:01	SSA3	0.0331	0.1930	Oversupply
4/29/2020 14:52	0:05	SSA2	0.2455	0.0100	Oversupply
4/29/2020 14:52	0:05	SSA3	0.1980	0.0100	Oversupply
4/29/2020 14:53	0:05	BS250	Data not available	Data not available	Oversupply
4/29/2020 14:53	0:05	AWE	0.3473	14.7000	Oversupply
4/29/2020 14:57	0:01	SSA2	0.0411	-0.0030	Oversupply
4/29/2020 14:57	0:01	SSA3	0.0331	-0.0030	Oversupply
4/29/2020 14:58	0:01	SSA2	0.0411	0.0490	Oversupply
4/29/2020 14:58	0:01	SSA3	0.0331	0.0490	Oversupply
4/29/2020 14:59	0:01	SSA2	0.0303	0.3710	Oversupply
4/29/2020 14:59	0:01	SSA3	0.0245	0.3710	Oversupply
4/29/2020 15:00	0:01	BS250	Data not available	Data not available	Oversupply
4/29/2020 15:00	0:01	SSA2	0.0221	0.0130	Oversupply
4/29/2020 15:00	0:01	SSA3	0.0161	0.0130	Oversupply
4/29/2020 15:01	0:01	SSA2	0.0221	0.1560	Oversupply
4/29/2020 15:01	0:01	SSA3	0.0161	0.1560	Oversupply
4/29/2020 15:02	0:01	SSA2	0.0221	0.0510	Oversupply
4/29/2020 15:02	0:01	SSA3	0.0161	0.0510	Oversupply
4/29/2020 15:03	0:01	SSA2	0.0221	0.6570	Oversupply
4/29/2020 15:03	0:01	SSA3	0.0161	0.6570	Oversupply
4/29/2020 15:03	0:01	SSA2	0.0221	0.3830	Oversupply
4/29/2020 15:03	0:01	SSA3	0.0161	0.3830	Oversupply
4/29/2020 15:04	0:01	SSA2	0.0221	1.3490	Oversupply
4/29/2020 15:04	0:01	SSA3	0.0161	1.3490	Oversupply
4/29/2020 15:05	0:01	SSA2	0.0221	1.5940	Oversupply
4/29/2020 15:05	0:01	SSA3	0.0161	1.5940	Oversupply
4/29/2020 15:06	0:01	SSA2	0.0221	0.9220	Oversupply
4/29/2020 15:06	0:01	SSA3	0.0161	0.9220	Oversupply
4/29/2020 15:07	0:01	SSA2	0.0221	2.1070	Oversupply
4/29/2020 15:07	0:01	SSA3	0.0161	2.1070	Oversupply
4/29/2020 15:10	0:01	SSA2	0.0221	2.7820	Oversupply
4/29/2020 15:10	0:01	SSA3	0.0161	2.7820	Oversupply
4/29/2020 15:11	0:08	17-2	0.0837	0.7500	Oversupply
4/29/2020 15:13	0:01	SSA2	0.0212	2.2300	Oversupply
4/29/2020 15:13	0:01	SSA3	0.0155	2.2300	Oversupply
4/29/2020 15:14	0:01	SSA2	0.0210	1.2920	Oversupply
4/29/2020 15:14	0:01	SSA3	0.0149	1.2920	Oversupply
4/29/2020 15:15	0:01	SSA2	0.0135	1.4610	Oversupply
4/29/2020 15:15	0:01	SSA3	0.0070	1.4610	Oversupply
4/29/2020 15:15	0:01	SSA2	0.0140	0.0360	Oversupply
4/29/2020 15:15	0:01	SSA3	0.0073	0.0360	Oversupply
4/29/2020 15:16	0:01	SSA2	0.0138	0.9210	Oversupply
4/29/2020 15:16	0:01	SSA3	0.0072	0.9210	Oversupply
4/29/2020 15:17	0:01	SSA2	0.0138	1.3770	Oversupply
4/29/2020 15:17	0:01	SSA3	0.0072	1.3770	Oversupply
4/29/2020 15:19	0:01	SSA2	0.0135	1.4130	Oversupply
4/29/2020 15:19	0:01	SSA3	0.0070	1.4130	Oversupply
4/29/2020 15:20	0:05	17-2	0.0292	0.7500	Oversupply
4/29/2020 15:21	0:01	SSA2	0.0138	2.6920	Oversupply
4/29/2020 15:21	0:01	SSA3	0.0072	2.6920	Oversupply
4/29/2020 15:21	0:01	SSA2	0.0138	0.0890	Oversupply
4/29/2020 15:21	0:01	SSA3	0.0072	0.0890	Oversupply
4/29/2020 15:22	0:01	SSA2	0.0140	0.8970	Oversupply
4/29/2020 15:22	0:01	SSA3	0.0073	0.8970	Oversupply
4/29/2020 15:23	0:01	SSA2	0.0138	2.5550	Oversupply
4/29/2020 15:23	0:01	SSA3	0.0072	2.5550	Oversupply
4/29/2020 15:33	0:01	SSA2	0.0227	2.6060	Oversupply
4/29/2020 15:33	0:01	SSA3	0.0177	2.6060	Oversupply
4/29/2020 15:34	0:01	SSA2	0.0218	2.5980	Oversupply
4/29/2020 15:34	0:01	SSA3	0.0170	2.5980	Oversupply
4/29/2020 15:35	0:05	17-2	0.0523	0.7500	Oversupply
4/29/2020 15:35	0:03	SSA2	0.0893	0.7680	Oversupply



Maui Curtailment Report

April 2020

Start Date and Time	Duration (minutes)	IPP Curtailed	Estimated Curtailed MWH	Peak MW Curtailed	Reasons for Curtailment
4/29/2020 15:35	0:03	SSA3	0.0697	0.7680	Oversupply
4/29/2020 15:36	0:03	BS250	Data not available	Data not available	Oversupply
4/29/2020 15:36	0:04	AWE	0.1863	12.3000	Oversupply
4/29/2020 15:39	0:13	SSA2	0.3390	-0.0030	Oversupply
4/29/2020 15:39	0:13	SSA3	0.2527	-0.0030	Oversupply
4/29/2020 15:41	0:14	17-2	0.1209	0.7280	Oversupply
4/29/2020 15:43	0:09	AWE	0.5920	14.1000	Oversupply
4/29/2020 15:51	0:01	BS250	Data not available	Data not available	Oversupply
4/29/2020 15:52	0:01	SSA2	0.0234	0.1060	Oversupply
4/29/2020 15:52	0:01	SSA3	0.0169	0.1060	Oversupply
4/29/2020 15:53	0:01	SSA2	0.0234	0.9680	Oversupply
4/29/2020 15:53	0:01	SSA3	0.0169	0.9680	Oversupply
4/29/2020 15:55	0:01	SSA2	0.0234	1.5710	Oversupply
4/29/2020 15:55	0:01	SSA3	0.0169	1.5710	Oversupply
4/29/2020 15:56	0:03	17-2	0.0288	0.7200	Oversupply
4/29/2020 15:56	0:01	SSA2	0.0234	1.6880	Oversupply
4/29/2020 15:56	0:01	SSA3	0.0169	1.6880	Oversupply
4/29/2020 16:11	0:01	SSA2	0.0014	2.2380	Oversupply
4/29/2020 16:11	0:01	SSA3	-0.0008	2.2380	Oversupply
4/29/2020 16:12	0:03	17-2	0.0246	0.6540	Oversupply
4/29/2020 16:13	0:01	AWE	0.0030	9.6000	Oversupply
4/29/2020 16:15	0:07	AWE	0.1563	9.4000	Oversupply
4/29/2020 16:28	0:19	BS250	Data not available	Data not available	Oversupply
4/29/2020 16:28	0:19	SSA2	0.4994	2.0430	Oversupply
4/29/2020 16:28	0:19	SSA3	0.3686	2.0430	Oversupply
4/29/2020 16:29	0:18	17-2	0.0812	0.5760	Oversupply
4/29/2020 16:52	0:01	AWE	0.0033	5.2000	Oversupply
4/29/2020 16:59	0:01	SSA2	0.0083	1.6320	Oversupply
4/29/2020 16:59	0:01	SSA3	0.0036	1.6320	Oversupply
4/29/2020 17:00	0:01	SSA2	0.0083	0.0680	Oversupply
4/29/2020 17:00	0:01	SSA3	0.0058	0.0680	Oversupply
4/29/2020 17:00	0:08	17-2	0.0270	0.3110	Oversupply
4/29/2020 17:00	0:01	SSA2	0.0083	0.0210	Oversupply
4/29/2020 17:00	0:01	SSA3	0.0058	0.0210	Oversupply
4/29/2020 17:01	0:01	SSA2	0.0083	0.0730	Oversupply
4/29/2020 17:01	0:01	SSA3	0.0058	0.0730	Oversupply
4/29/2020 17:02	0:01	SSA2	0.0083	0.4480	Oversupply
4/29/2020 17:02	0:01	SSA3	0.0058	0.4480	Oversupply
4/29/2020 17:03	0:01	SSA2	0.0083	0.4280	Oversupply
4/29/2020 17:03	0:01	SSA3	0.0058	0.4280	Oversupply
4/29/2020 17:04	0:01	SSA2	0.0083	0.3580	Oversupply
4/29/2020 17:04	0:01	SSA3	0.0058	0.3580	Oversupply
4/29/2020 17:05	0:01	SSA2	0.0083	0.4290	Oversupply
4/29/2020 17:05	0:01	SSA3	0.0058	0.4290	Oversupply
4/29/2020 17:06	0:01	SSA2	0.0083	0.9900	Oversupply
4/29/2020 17:06	0:01	SSA3	0.0058	0.9900	Oversupply
4/29/2020 22:06	7:28	KWPll	77.8541	19.2106	Oversupply
4/30/2020 5:43	8:45	KWPll	139.3687	19.2106	Oversupply
4/30/2020 8:42	0:01	17-2	0.0007	0.2050	Oversupply
4/30/2020 8:44	0:04	17-2	0.0028	0.2050	Oversupply
4/30/2020 8:44	0:01	SSA2	0.0028	1.5140	Oversupply
4/30/2020 8:44	0:01	SSA3	0.0002	1.5140	Oversupply
4/30/2020 8:44	0:01	SSA2	-0.0075	0.0650	Oversupply
4/30/2020 8:44	0:01	SSA3	-0.0015	0.0650	Oversupply
4/30/2020 8:45	0:01	SSA2	0.0012	1.1630	Oversupply
4/30/2020 8:45	0:01	SSA3	0.0026	1.1630	Oversupply
4/30/2020 8:46	0:01	SSA2	0.0012	1.2580	Oversupply
4/30/2020 8:46	0:01	SSA3	0.0026	1.2580	Oversupply
4/30/2020 8:57	0:01	SSA2	0.0012	1.3820	Oversupply
4/30/2020 8:57	0:01	SSA3	0.0026	1.3820	Oversupply
4/30/2020 8:58	5:30	17-2	3.1075	0.7500	Oversupply
4/30/2020 8:58	0:01	SSA2	0.0012	1.9730	Oversupply
4/30/2020 8:58	0:01	SSA3	0.0026	1.9730	Oversupply
4/30/2020 8:59	0:01	SSA2	0.0112	1.6840	Oversupply
4/30/2020 8:59	0:01	SSA3	0.0145	1.6840	Oversupply
4/30/2020 9:00	0:01	SSA2	0.0259	1.4790	Oversupply
4/30/2020 9:00	0:01	SSA3	0.0174	1.4790	Oversupply
4/30/2020 9:01	0:01	SSA2	0.0259	0.3460	Oversupply
4/30/2020 9:01	0:01	SSA3	0.0174	0.3460	Oversupply
4/30/2020 9:02	0:01	SSA2	0.0259	0.3460	Oversupply
4/30/2020 9:02	0:01	SSA3	0.0174	0.3460	Oversupply
4/30/2020 9:03	0:01	SSA2	0.0254	0.1500	Oversupply
4/30/2020 9:03	0:01	SSA3	0.0170	0.1500	Oversupply
4/30/2020 9:03	0:03	SSA2	0.1026	0.0310	Oversupply
4/30/2020 9:03	0:03	SSA3	0.0688	0.0310	Oversupply



**Maui Curtailment Report**

April 2020

Start Date and Time	Duration (minutes)	IPP Curtailed	Estimated Curtailed MWH	Peak MW Curtailed	Reasons for Curtailment
4/30/2020 9:04	0:03	5A	Data not available	Data not available	Oversupply
4/30/2020 9:04	0:04	BS250	Data not available	Data not available	Oversupply
4/30/2020 9:04	0:03	SAG	Data not available	Data not available	Oversupply
4/30/2020 9:04	0:04	AWE	0.0181	0.5000	Oversupply
4/30/2020 9:07	0:01	KWP	0.0018	27.6132	Oversupply
4/30/2020 9:07	0:01	SSA2	0.0259	-0.0010	Oversupply
4/30/2020 9:07	0:01	SSA3	0.0174	-0.0010	Oversupply
4/30/2020 9:08	0:01	SSA2	0.0259	-0.0020	Oversupply
4/30/2020 9:08	0:01	SSA3	0.0174	-0.0020	Oversupply
4/30/2020 9:09	0:01	SSA2	0.0259	-0.0010	Oversupply
4/30/2020 9:09	0:01	SSA3	0.0174	-0.0010	Oversupply
4/30/2020 9:09	0:01	SSA2	0.0259	0.3190	Oversupply
4/30/2020 9:09	0:01	SSA3	0.0174	0.3190	Oversupply
4/30/2020 9:10	0:01	5A	Data not available	Data not available	Oversupply
4/30/2020 9:10	0:01	BS250	Data not available	Data not available	Oversupply
4/30/2020 9:10	0:01	SAG	Data not available	Data not available	Oversupply
4/30/2020 9:10	0:04	AWE	0.0253	0.7000	Oversupply
4/30/2020 9:10	0:01	SSA2	0.0259	0.0090	Oversupply
4/30/2020 9:10	0:01	SSA3	0.0174	0.0090	Oversupply
4/30/2020 9:11	0:02	SSA2	0.0518	0.1900	Oversupply
4/30/2020 9:11	0:02	SSA3	0.0347	0.1900	Oversupply
4/30/2020 9:12	0:01	5A	Data not available	Data not available	Oversupply
4/30/2020 9:12	0:01	BS250	Data not available	Data not available	Oversupply
4/30/2020 9:12	0:01	SAG	Data not available	Data not available	Oversupply
4/30/2020 9:13	0:01	SSA2	0.0259	-0.0020	Oversupply
4/30/2020 9:13	0:01	SSA3	0.0174	-0.0020	Oversupply
4/30/2020 9:14	7:01	BS250	Data not available	Data not available	Oversupply
4/30/2020 9:14	7:00	SSA2	18.5947	-0.0020	Oversupply
4/30/2020 9:14	7:00	SSA3	18.2345	-0.0020	Oversupply
4/30/2020 9:15	5:13	AWE	71.4513	20.5000	Oversupply
4/30/2020 9:17	0:04	5A	Data not available	Data not available	Oversupply
4/30/2020 9:17	0:04	SAG	Data not available	Data not available	Oversupply
4/30/2020 9:22	0:01	5A	Data not available	Data not available	Oversupply
4/30/2020 9:22	0:01	SAG	Data not available	Data not available	Oversupply
4/30/2020 9:27	0:03	5A	Data not available	Data not available	Oversupply
4/30/2020 9:27	0:03	SAG	Data not available	Data not available	Oversupply
4/30/2020 9:28	0:01	KWP	0.0018	28.4044	Oversupply
4/30/2020 9:31	0:04	5A	Data not available	Data not available	Oversupply
4/30/2020 9:31	0:04	SAG	Data not available	Data not available	Oversupply
4/30/2020 9:32	0:01	KWP	0.0035	27.1912	Oversupply
4/30/2020 9:34	0:01	KWP	0.0009	25.4506	Oversupply
4/30/2020 9:38	0:05	5A	Data not available	Data not available	Oversupply
4/30/2020 9:38	0:05	SAG	Data not available	Data not available	Oversupply
4/30/2020 9:38	0:01	KWP	0.0009	26.6110	Oversupply
4/30/2020 9:40	0:01	KWP	0.0009	24.0791	Oversupply
4/30/2020 9:42	0:01	KWP	0.0009	23.0769	Oversupply
4/30/2020 9:45	0:05	5A	Data not available	Data not available	Oversupply
4/30/2020 9:45	0:05	SAG	Data not available	Data not available	Oversupply
4/30/2020 9:47	0:01	KWP	0.0035	24.2901	Oversupply
4/30/2020 9:51	0:01	5A	Data not available	Data not available	Oversupply
4/30/2020 9:51	0:01	SAG	Data not available	Data not available	Oversupply
4/30/2020 9:51	0:02	KWP	0.0026	22.0220	Oversupply
4/30/2020 9:54	0:05	5A	Data not available	Data not available	Oversupply
4/30/2020 9:54	0:05	SAG	Data not available	Data not available	Oversupply
4/30/2020 10:00	0:02	5A	Data not available	Data not available	Oversupply
4/30/2020 10:00	0:02	SAG	Data not available	Data not available	Oversupply
4/30/2020 10:03	0:02	5A	Data not available	Data not available	Oversupply
4/30/2020 10:03	0:02	SAG	Data not available	Data not available	Oversupply
4/30/2020 10:04	0:01	KWP	0.0009	20.7033	Oversupply
4/30/2020 10:07	0:02	5A	Data not available	Data not available	Oversupply
4/30/2020 10:07	0:02	SAG	Data not available	Data not available	Oversupply
4/30/2020 10:08	0:01	KWP	0.0009	18.4879	Oversupply
4/30/2020 10:10	0:01	5A	Data not available	Data not available	Oversupply
4/30/2020 10:10	0:01	SAG	Data not available	Data not available	Oversupply
4/30/2020 10:12	0:03	5A	Data not available	Data not available	Oversupply
4/30/2020 10:12	0:03	SAG	Data not available	Data not available	Oversupply
4/30/2020 10:14	0:01	KWP	0.0009	18.5934	Oversupply
4/30/2020 10:16	0:01	KWP	0.0009	17.8022	Oversupply
4/30/2020 10:18	0:07	5A	Data not available	Data not available	Oversupply
4/30/2020 10:18	0:07	SAG	Data not available	Data not available	Oversupply
4/30/2020 10:19	0:01	KWP	0.0009	18.0659	Oversupply
4/30/2020 10:23	0:01	KWP	0.0009	13.4769	Oversupply
4/30/2020 10:26	0:05	5A	Data not available	Data not available	Oversupply
4/30/2020 10:26	0:05	SAG	Data not available	Data not available	Oversupply
4/30/2020 10:32	0:01	5A	Data not available	Data not available	Oversupply



**Maui Curtailment Report**

April 2020

Start Date and Time	Duration (minutes)	IPP Curtailed	Estimated Curtailed MWH	Peak MW Curtailed	Reasons for Curtailment
4/30/2020 10:32	0:01	SAG	Data not available	Data not available	Oversupply
4/30/2020 10:37	0:05	5A	Data not available	Data not available	Oversupply
4/30/2020 10:37	0:05	SAG	Data not available	Data not available	Oversupply
4/30/2020 10:42	0:04	KWP	0.0034	11.0505	Oversupply
4/30/2020 10:43	0:01	5A	Data not available	Data not available	Oversupply
4/30/2020 10:43	0:01	SAG	Data not available	Data not available	Oversupply
4/30/2020 10:46	0:01	5A	Data not available	Data not available	Oversupply
4/30/2020 10:46	0:01	SAG	Data not available	Data not available	Oversupply
4/30/2020 10:49	0:03	5A	Data not available	Data not available	Oversupply
4/30/2020 10:49	0:03	SAG	Data not available	Data not available	Oversupply
4/30/2020 10:56	0:01	5A	Data not available	Data not available	Oversupply
4/30/2020 10:56	0:01	SAG	Data not available	Data not available	Oversupply
4/30/2020 10:58	0:04	5A	Data not available	Data not available	Oversupply
4/30/2020 10:58	0:04	SAG	Data not available	Data not available	Oversupply
4/30/2020 11:01	0:03	KWP	0.0035	12.3692	Oversupply
4/30/2020 11:03	0:06	5A	Data not available	Data not available	Oversupply
4/30/2020 11:03	0:06	SAG	Data not available	Data not available	Oversupply
4/30/2020 11:10	0:04	5A	Data not available	Data not available	Oversupply
4/30/2020 11:10	0:04	SAG	Data not available	Data not available	Oversupply
4/30/2020 11:14	0:01	KWP	0.0018	8.8352	Oversupply
4/30/2020 11:15	0:05	5A	Data not available	Data not available	Oversupply
4/30/2020 11:15	0:05	SAG	Data not available	Data not available	Oversupply
4/30/2020 11:20	0:01	KWP	0.0008	7.2527	Oversupply
4/30/2020 11:21	0:03	5A	Data not available	Data not available	Oversupply
4/30/2020 11:21	0:03	SAG	Data not available	Data not available	Oversupply
4/30/2020 11:26	0:03	5A	Data not available	Data not available	Oversupply
4/30/2020 11:26	0:03	SAG	Data not available	Data not available	Oversupply
4/30/2020 11:27	0:01	KWP	0.0009	6.8308	Oversupply
4/30/2020 11:31	0:02	5A	Data not available	Data not available	Oversupply
4/30/2020 11:31	0:02	SAG	Data not available	Data not available	Oversupply
4/30/2020 11:36	0:01	5A	Data not available	Data not available	Oversupply
4/30/2020 11:36	0:01	SAG	Data not available	Data not available	Oversupply
4/30/2020 11:38	0:03	5A	Data not available	Data not available	Oversupply
4/30/2020 11:38	0:03	SAG	Data not available	Data not available	Oversupply
4/30/2020 11:44	0:01	5A	Data not available	Data not available	Oversupply
4/30/2020 11:44	0:01	SAG	Data not available	Data not available	Oversupply
4/30/2020 11:46	0:02	5A	Data not available	Data not available	Oversupply
4/30/2020 11:46	0:02	SAG	Data not available	Data not available	Oversupply
4/30/2020 11:47	0:01	KWP	0.0044	17.5912	Oversupply
4/30/2020 11:49	0:01	5A	Data not available	Data not available	Oversupply
4/30/2020 11:49	0:01	SAG	Data not available	Data not available	Oversupply
4/30/2020 11:53	0:01	5A	Data not available	Data not available	Oversupply
4/30/2020 11:53	0:01	SAG	Data not available	Data not available	Oversupply
4/30/2020 11:55	0:03	5A	Data not available	Data not available	Oversupply
4/30/2020 11:55	0:03	SAG	Data not available	Data not available	Oversupply
4/30/2020 12:01	0:04	5A	Data not available	Data not available	Oversupply
4/30/2020 12:01	0:04	SAG	Data not available	Data not available	Oversupply
4/30/2020 12:06	0:03	5A	Data not available	Data not available	Oversupply
4/30/2020 12:06	0:03	SAG	Data not available	Data not available	Oversupply
4/30/2020 12:08	0:01	KWP	0.0009	15.6396	Oversupply
4/30/2020 12:10	0:02	5A	Data not available	Data not available	Oversupply
4/30/2020 12:10	0:02	SAG	Data not available	Data not available	Oversupply
4/30/2020 12:12	0:01	KWP	0.0009	16.9055	Oversupply
4/30/2020 12:14	0:03	5A	Data not available	Data not available	Oversupply
4/30/2020 12:14	0:03	SAG	Data not available	Data not available	Oversupply
4/30/2020 12:15	0:01	KWP	0.0026	18.9626	Oversupply
4/30/2020 12:18	0:03	5A	Data not available	Data not available	Oversupply
4/30/2020 12:18	0:03	SAG	Data not available	Data not available	Oversupply
4/30/2020 12:22	0:09	5A	Data not available	Data not available	Oversupply
4/30/2020 12:22	0:09	SAG	Data not available	Data not available	Oversupply
4/30/2020 12:23	0:01	KWP	0.0009	17.2747	Oversupply
4/30/2020 12:28	0:01	KWP	0.0009	16.1143	Oversupply
4/30/2020 12:33	0:07	5A	Data not available	Data not available	Oversupply
4/30/2020 12:33	0:07	SAG	Data not available	Data not available	Oversupply
4/30/2020 12:36	0:01	KWP	0.0009	17.0110	Oversupply
4/30/2020 12:41	0:01	KWP	0.0026	15.8505	Oversupply
4/30/2020 12:42	0:02	5A	Data not available	Data not available	Oversupply
4/30/2020 12:42	0:02	SAG	Data not available	Data not available	Oversupply
4/30/2020 12:45	0:02	5A	Data not available	Data not available	Oversupply
4/30/2020 12:45	0:02	SAG	Data not available	Data not available	Oversupply
4/30/2020 12:49	0:01	5A	Data not available	Data not available	Oversupply
4/30/2020 12:49	0:01	SAG	Data not available	Data not available	Oversupply
4/30/2020 12:49	0:01	KWP	0.0018	15.4813	Oversupply
4/30/2020 12:51	0:02	5A	Data not available	Data not available	Oversupply
4/30/2020 12:51	0:02	SAG	Data not available	Data not available	Oversupply





**Maui Curtailment Report**

April 2020

Start Date and Time	Duration (minutes)	IPP Curtailed	Estimated Curtailed MWH	Peak MW Curtailed	Reasons for Curtailment
4/30/2020 12:54	0:04	5A	Data not available	Data not available	Oversupply
4/30/2020 12:54	0:04	SAG	Data not available	Data not available	Oversupply
4/30/2020 12:55	0:01	KWP	0.0009	17.9077	Oversupply
4/30/2020 12:59	0:05	5A	Data not available	Data not available	Oversupply
4/30/2020 12:59	0:05	SAG	Data not available	Data not available	Oversupply
4/30/2020 13:05	0:03	5A	Data not available	Data not available	Oversupply
4/30/2020 13:05	0:03	SAG	Data not available	Data not available	Oversupply
4/30/2020 13:06	0:01	KWP	0.0009	16.9055	Oversupply
4/30/2020 13:09	0:13	5A	Data not available	Data not available	Oversupply
4/30/2020 13:09	0:13	SAG	Data not available	Data not available	Oversupply
4/30/2020 13:10	0:01	KWP	0.0009	17.5912	Oversupply
4/30/2020 13:22	0:01	KWP	0.0008	17.3802	Oversupply
4/30/2020 13:23	0:02	5A	Data not available	Data not available	Oversupply
4/30/2020 13:23	0:02	SAG	Data not available	Data not available	Oversupply
4/30/2020 13:27	0:01	KWP	0.0026	19.6484	Oversupply
4/30/2020 13:28	0:04	5A	Data not available	Data not available	Oversupply
4/30/2020 13:28	0:04	SAG	Data not available	Data not available	Oversupply
4/30/2020 13:29	0:01	KWP	0.0009	19.8066	Oversupply
4/30/2020 13:32	0:01	KWP	0.0018	20.3341	Oversupply
4/30/2020 13:33	0:01	5A	Data not available	Data not available	Oversupply
4/30/2020 13:33	0:01	SAG	Data not available	Data not available	Oversupply
4/30/2020 13:35	0:01	5A	Data not available	Data not available	Oversupply
4/30/2020 13:35	0:01	SAG	Data not available	Data not available	Oversupply
4/30/2020 13:37	0:03	5A	Data not available	Data not available	Oversupply
4/30/2020 13:37	0:03	SAG	Data not available	Data not available	Oversupply
4/30/2020 13:40	0:01	KWP	0.0009	20.2286	Oversupply
4/30/2020 13:43	0:03	5A	Data not available	Data not available	Oversupply
4/30/2020 13:43	0:03	SAG	Data not available	Data not available	Oversupply
4/30/2020 13:44	0:01	KWP	0.0018	21.1253	Oversupply
4/30/2020 13:46	0:01	KWP	0.0009	21.5473	Oversupply
4/30/2020 13:47	0:01	5A	Data not available	Data not available	Oversupply
4/30/2020 13:47	0:01	SAG	Data not available	Data not available	Oversupply
4/30/2020 13:49	0:01	5A	Data not available	Data not available	Oversupply
4/30/2020 13:49	0:01	SAG	Data not available	Data not available	Oversupply
4/30/2020 13:52	0:01	KWP	0.0018	23.4989	Oversupply
4/30/2020 13:54	0:16	5A	Data not available	Data not available	Oversupply
4/30/2020 13:54	0:16	SAG	Data not available	Data not available	Oversupply
4/30/2020 14:00	0:01	KWP	0.0009	23.1824	Oversupply
4/30/2020 14:08	0:02	KWP	0.0024	24.1319	Oversupply
4/30/2020 14:11	0:01	5A	Data not available	Data not available	Oversupply
4/30/2020 14:11	0:01	SAG	Data not available	Data not available	Oversupply
4/30/2020 14:13	0:01	5A	Data not available	Data not available	Oversupply
4/30/2020 14:13	0:01	SAG	Data not available	Data not available	Oversupply
4/30/2020 14:16	0:08	5A	Data not available	Data not available	Oversupply
4/30/2020 14:16	0:08	SAG	Data not available	Data not available	Oversupply
4/30/2020 14:19	0:01	KWP	0.0018	24.7121	Oversupply
4/30/2020 14:22	0:01	KWP	0.0018	25.0286	Oversupply
4/30/2020 14:25	0:01	5A	Data not available	Data not available	Oversupply
4/30/2020 14:25	0:01	SAG	Data not available	Data not available	Oversupply
4/30/2020 14:27	0:03	5A	Data not available	Data not available	Oversupply
4/30/2020 14:27	0:03	SAG	Data not available	Data not available	Oversupply
4/30/2020 14:29	0:11	KWP	3.4220	19.2106	Oversupply
4/30/2020 14:29	1:25	AWE	15.9203	20.4000	Oversupply
4/30/2020 14:29	2:47	17-2	1.3137	0.7500	Oversupply
4/30/2020 14:31	0:05	5A	Data not available	Data not available	Oversupply
4/30/2020 14:31	0:05	SAG	Data not available	Data not available	Oversupply
4/30/2020 14:37	0:02	5A	Data not available	Data not available	Oversupply
4/30/2020 14:37	0:02	SAG	Data not available	Data not available	Oversupply
4/30/2020 14:40	0:03	5A	Data not available	Data not available	Oversupply
4/30/2020 14:40	0:03	SAG	Data not available	Data not available	Oversupply
4/30/2020 14:43	1:32	KWP	28.7697	19.2106	Oversupply
4/30/2020 14:44	0:03	5A	Data not available	Data not available	Oversupply
4/30/2020 14:44	0:03	SAG	Data not available	Data not available	Oversupply
4/30/2020 15:55	0:01	AWE	0.0032	18.9000	Oversupply
4/30/2020 15:59	0:01	AWE	0.0027	18.7000	Oversupply
4/30/2020 16:02	0:02	AWE	0.0100	19.3000	Oversupply
4/30/2020 16:05	0:02	AWE	0.0206	18.9000	Oversupply
4/30/2020 16:08	0:02	AWE	0.0111	19.7000	Oversupply
4/30/2020 16:14	0:01	SSA2	0.0327	0.0190	Oversupply
4/30/2020 16:14	0:01	SSA3	0.0265	0.0190	Oversupply
4/30/2020 16:15	0:01	SSA2	0.0304	0.0970	Oversupply
4/30/2020 16:15	0:01	SSA3	0.0225	0.0970	Oversupply
4/30/2020 16:16	0:56	BS250	Data not available	Data not available	Oversupply
4/30/2020 16:16	0:54	SSA2	1.6540	0.0910	Oversupply
4/30/2020 16:16	0:54	SSA3	1.0836	0.0910	Oversupply



**Maui Curtailment Report**

April 2020

Start Date and Time	Duration (minutes)	IPP Curtailed	Estimated Curtailed MWh	Peak MW Curtailed	Reasons for Curtailment
4/30/2020 16:17	0:54	KWP11	7.6334	19.2106	Oversupply
4/30/2020 17:10	0:01	SSA2	0.0209	-0.0020	Oversupply
4/30/2020 17:10	0:01	SSA3	0.0079	-0.0020	Oversupply
4/30/2020 17:11	0:01	SSA2	0.0209	0.0130	Oversupply
4/30/2020 17:11	0:01	SSA3	0.0079	0.0130	Oversupply
4/30/2020 17:12	0:01	SSA2	0.0209	0.1620	Oversupply
4/30/2020 17:12	0:01	SSA3	0.0079	0.1620	Oversupply
4/30/2020 17:13	0:01	SSA2	0.0209	0.0810	Oversupply
4/30/2020 17:13	0:01	SSA3	0.0079	0.0810	Oversupply
4/30/2020 20:11	0:01	AWE	0.0050	0.3000	Oversupply
4/30/2020 23:40	0:20	KWP11	1.9305	19.2106	Oversupply
<b>Total Estimated Curtailed MWh</b>			<b>2,855.877</b>		

**Notes:**

- Curtailment for Kaheawa Wind Power ("KWP"), Makila Hydroelectric ("MH"), AAAAA Rent-A-Space Maui LTD ("5A"), Strategic Alliance Group ("SAG") fka Bioreal Solar, LLC ("BS"), Auwahi Wind Energy ("AWE"), Kaheawa Wind Power II ("KWPII") Bioreal Solar 250, LLC ("BS250"), Extra Spaces A ("ESA"), Extra Spaces B ("ESB"), SSA Solar of Hawaii 3 ("SSA3") fka South Maui Renewable Resources ("SMRR"), SSA Solar of HI 2 ("SSA2") fka Ku'ia Solar ("KS"), and Maui 17-2 ("17-2") may now be controlled by Maui Electric's Automatic Generation Control System ("AGC") or a Maui Electric operator-entered curtailment limit. The AGC curtailment control automatically calculates the amount of Maximum Allowable Variable Generation ("MAVG") that Maui Electric can accept into the Maui system, based on the system current available variable generation ("CAVG"), regulating reserve down requirement ("RRDR"), and available regulating reserve down ("ARRD"). Thus, the AGC MAVG - calculated is equal to CAVG less (RRDR less ARRD). Additionally, the AGC curtailment control allows the Maui Electric operator to enter an AGC MAVG value. The AGC curtailment control will employ the lesser of the AGC MAVG - calculated and AGC MAVG - entered values in the control logic.
- Curtailment signals sent to 5A, SAG (fka BS), BS250, ESA, ESB, SSA3 (fka SMRR), SSA2 (fka KS) and 17-2 during nighttime hours only are not recorded as curtailment events because no energy generation is possible during that time.
- The curtailment reasons have been modified to oversupply, system constraints, and facility requested, to provide continuity with HPUC Docket No. 2013-0141 Decoupling for HECO companies metrics.
- The data to calculate the Estimated Curtailed MWh and Peak MW Curtailed is not provided by 5A, SAG, BS 250, ESA, ESB, and MH
- The MH facility was offline for the entire month of March. No curtailment events recorded. The ESA facility was offline until 4/30/2020 and the ESB facility was offline after 4/13/2020.
- The Estimated Curtailed MWh and Peak MW Curtailed are calculated with information provided by AWE, KWP, KWPII, SSA 2 (fka KS), SSA 3 (fka SMRR) and 17-2. Maui Electric does not make any representation as to its accuracy.
- On April 18, the Maui system achieved record low daytime demand which required additional action beyond the curtailable list. Between 10:57 am and 12:34 pm emergency shutdown of controllable SIA and NEM was required. The record low was 38.39 MW at 11:43 am





Lanai Curtailment Report

April 2020

Start Date and Time	Duration (minutes)	IPP Curtailed	Estimated MWh Curtailed	Peak MW Curtailed	Reasons for Curtailment
4/2/2020 8:21	2:33	LSR	Data is not available	Data is not available	Oversupply
4/2/2020 15:14	0:38	LSR	Data is not available	Data is not available	Oversupply
4/3/2020 15:23	0:58	LSR	Data is not available	Data is not available	Oversupply
4/6/2020 10:37	3:07	LSR	Data is not available	Data is not available	Oversupply
4/6/2020 15:02	0:05	LSR	Data is not available	Data is not available	Oversupply
4/6/2020 15:08	0:10	LSR	Data is not available	Data is not available	Oversupply
4/8/2020 10:14	0:17	LSR	Data is not available	Data is not available	Oversupply
4/8/2020 11:17	0:13	LSR	Data is not available	Data is not available	Oversupply
4/8/2020 13:27	0:14	LSR	Data is not available	Data is not available	Oversupply
4/17/2020 8:23	1:19	LSR	Data is not available	Data is not available	Oversupply
4/17/2020 9:43	0:11	LSR	Data is not available	Data is not available	Oversupply
4/17/2020 9:55	0:25	LSR	Data is not available	Data is not available	Oversupply
4/17/2020 14:22	0:01	LSR	Data is not available	Data is not available	Oversupply
4/17/2020 14:29	0:06	LSR	Data is not available	Data is not available	Oversupply
4/17/2020 14:39	0:02	LSR	Data is not available	Data is not available	Oversupply
4/17/2020 14:54	0:07	LSR	Data is not available	Data is not available	Oversupply
4/17/2020 15:02	0:01	LSR	Data is not available	Data is not available	Oversupply
4/17/2020 15:12	0:06	LSR	Data is not available	Data is not available	Oversupply
4/17/2020 15:30	0:03	LSR	Data is not available	Data is not available	Oversupply
4/17/2020 15:34	0:07	LSR	Data is not available	Data is not available	Oversupply
4/17/2020 15:42	0:04	LSR	Data is not available	Data is not available	Oversupply
4/17/2020 15:50	0:10	LSR	Data is not available	Data is not available	Oversupply
4/17/2020 16:04	0:02	LSR	Data is not available	Data is not available	Oversupply
4/18/2020 15:48	0:01	LSR	Data is not available	Data is not available	Oversupply
4/18/2020 15:53	0:03	LSR	Data is not available	Data is not available	Oversupply
4/18/2020 15:58	0:01	LSR	Data is not available	Data is not available	Oversupply
4/19/2020 7:07	1:10	LSR	Data is not available	Data is not available	Oversupply
4/19/2020 8:18	0:19	LSR	Data is not available	Data is not available	Oversupply
4/19/2020 8:39	0:13	LSR	Data is not available	Data is not available	Oversupply
4/19/2020 8:53	0:04	LSR	Data is not available	Data is not available	Oversupply
4/19/2020 8:59	0:18	LSR	Data is not available	Data is not available	Oversupply
4/19/2020 9:19	0:13	LSR	Data is not available	Data is not available	Oversupply
4/19/2020 9:33	0:04	LSR	Data is not available	Data is not available	Oversupply
4/19/2020 9:39	0:13	LSR	Data is not available	Data is not available	Oversupply
4/19/2020 9:54	0:19	LSR	Data is not available	Data is not available	Oversupply
4/19/2020 10:14	0:39	LSR	Data is not available	Data is not available	Oversupply
4/19/2020 10:54	0:05	LSR	Data is not available	Data is not available	Oversupply
4/19/2020 11:00	0:13	LSR	Data is not available	Data is not available	Oversupply
4/19/2020 11:14	0:25	LSR	Data is not available	Data is not available	Oversupply
4/19/2020 11:40	0:01	LSR	Data is not available	Data is not available	Oversupply
4/19/2020 11:42	0:18	LSR	Data is not available	Data is not available	Oversupply
4/19/2020 12:01	0:01	LSR	Data is not available	Data is not available	Oversupply
4/19/2020 12:03	0:11	LSR	Data is not available	Data is not available	Oversupply
4/19/2020 12:15	0:04	LSR	Data is not available	Data is not available	Oversupply
4/19/2020 12:23	0:08	LSR	Data is not available	Data is not available	Oversupply
Notes:					
On June 27, 2012, Maui Electric notified LSR that although LSR has not operated in compliance with the revised ramp rate of 360 kW/minute, Maui Electric would conditionally allow LSR to operate at the allowed capacity of 1.2 MW while the Maui Electric-Lanai Diesel Operator was in the control room.					
LSR possible output data is not available. Therefore, Maui Electric assumes LSR is curtailed if the LSR curtailment set point is less than 1,200 kW and LSR's output is within 50 kW of the curtailment set point.					
The curtailment reasons have been modified to oversupply, system constraints, and facility requested, to provide continuity with HPUC Docket No. 2013-0141 Decoupling for HECO companies metrics.					

Hawai'i Electric Light Company Curtailment Report April 2020

Start Date/Time	MW output prior to start of curtailment	End Date/Time	MW output after curtailment released <sup>1</sup>	IPP	Reason for Curtailment
04/13/20 07:19	0.0 MW	04/13/20 16:11	1.3 MW	Hawi Renew Dev	Facility Requested
04/14/20 09:56	19.9 MW	04/14/20 13:46	17.9 MW	Pakini Nui Windfarm	Facility Requested

<sup>1</sup> The MW output values are taken soon after curtailment is released by Hawai'i Electric Light and may not reflect their full output depending on ramp rate for the facility. The wind farms generally return immediately to full available levels, whereas PGV, Wailuku, and FIT Facilities may take longer to return to scheduled or full available output levels.

SERVICE LIST  
(Docket No. 2011-0206)

DEAN NISHINA  
EXECUTIVE DIRECTOR  
DEPARTMENT OF COMMERCE AND CONSUMER AFFAIRS  
DIVISION OF CONSUMER ADVOCACY  
P.O. Box 541  
Honolulu, HI 96809

1 Copy  
Electronically Transmitted

GREGG J. KINKLEY, ESQ.  
DEPARTMENT OF THE ATTORNEY GENERAL  
425 Queen Street  
Honolulu, Hawaii 96813  
Counsel for DBEDT

1 Copy  
Electronically Transmitted

DANIEL W.S. LAWRENCE, ESQ.  
DEPARTMENT OF THE CORPORATION COUNSEL  
CITY AND COUNTY OF HONOLULU  
530 S. King Street, Room 110  
Honolulu, HI 96813  
Counsel for the CITY AND COUNTY OF HONOLULU

1 Copy  
Electronically Transmitted

JOSEPH K. KAMELAMELA  
ANGELIC M. HO  
DEPARTMENT OF THE CORPORATION COUNSEL  
COUNTY OF HAWAII  
101 Aupuni Street, Suite 325  
Hilo, HI 96720  
Counsel for the COUNTY OF HAWAII

1 Copy  
Electronically Transmitted

HENRY Q CURTIS  
VICE PRESIDENT FOR CONSUMER ISSUES  
LIFE OF THE LAND  
P.O. Box 37158  
Honolulu, HI 96837-0158

1 Copy  
Electronically Transmitted

MELISSA MIYASHIRO (9360)  
CHIEF OF STAFF  
BLUE PLANET FOUNDATION  
55 Merchant Street, 17th Floor  
Honolulu, HI 96813

1 Copy  
Electronically Transmitted

SERVICE LIST  
(Docket No. 2011-0206)

ISAAC MORIWAKE, ESQ.  
DAVID HENKIN, ESQ.  
EARTHJUSTICE  
850 Richards Street, Suite 400  
Honolulu, HI 96813-4501  
Counsel for HAWAII SOLAR ENERGY ASSOCIATION

1 Copy  
Electronically Transmitted

RICK REED  
DIRECTOR  
HAWAII SOLAR ENERGY ASSOCIATION  
761 Ahua Street  
Honolulu, HI 96819

1 Copy  
Electronically Transmitted

KENT D. MORIHARA, ESQ.  
KRIS N. NAKAGAWA, ESQ.  
LAUREN M. IMADA-LEE, ESQ.  
TANYA M. FERNANDES, ESQ.  
Moriyara Lau & Fong LLP  
841 Bishop Street, Suite 400  
Honolulu, Hawaii 96813  
Counsel for KAUAI ISLAND UTILITY COOPERATIVE

1 Copy  
Electronically Transmitted

ERIK W. KVAM  
CHIEF EXECUTIVE OFFICER  
ZERO EMISSIONS LEASING LLC  
4188-4 Keanu Street  
Honolulu, HI 96816

1 Copy  
Electronically Transmitted

SANDRA-ANN Y.H. WONG, ESQ.  
ATTORNEY AT LAW, A LAW CORPORATION  
1050 Bishop Street, #514  
Honolulu, HI 96813  
Counsel for TAWHIRI POWER LLC

1 Copy  
Electronically Transmitted

RILEY SAITO  
73-1294 Awakea Street  
Kailua-Kona, HI 96740  
For SOLAR ENERGY INDUSTRIES ASSOCIATION

1 Copy  
Electronically Transmitted

DEAN T. YAMAMOTO, ESQ.  
YAMAMOTO & SETTLE  
1100 Alakea Street, Suite 3100  
Honolulu, HI 96813  
Counsel for CASTLE & COOKE HOMES HAWAII, INC.,  
CASTLE & COOKE RESORTS, LLC and  
LANAI SUSTAINABILITY RESEARCH, LLC

1 Copy  
Electronically Transmitted

SERVICE LIST  
(Docket No. 2011-0206)

MICHAEL J. HOPPER, ESQ. DEPUTY CORPORATION COUNSEL DEPARTMENT OF THE CORPORATION COUNSEL COUNTY OF MAUI 200 S. High Street Wailuku, HI 96793 Counsel for the COUNTY OF MAUI	1 Copy Electronically Transmitted
CURTIS SEYMOUR SENIOR MANAGER, GOVERNMENT AFFAIRS SUN EDISON LLC 600 Clipper Drive Belmont, CA 94002	1 Copy Electronically Transmitted
MONA W. CLARK, ESQ. OFFICE OF THE COUNTY ATTORNEY COUNTY OF KAUAI 4444 Rice Street, Suite 200 Lihue, HI 96766-1300	1 Copy Electronically Transmitted
BRADLEY ALBERT PRESIDENT HAWAII PV COALITION P.O. Box 81501 Haiku, HI 96708	1 Copy Electronically Transmitted
HILTON H. UNEMORI ECM, INC. 130 N. Market Street Wailuku, HI 96793-1716 For SOUTH MAUI RENEWABLE RESOURCES, LLC	1 Copy Electronically Transmitted
SKY STANFIELD SHUTE, MIHALY & WEINBERGER LLP 396 Hayes Street San Francisco, CA 94102 For the INTERSTATE RENEWABLE ENERGY COUNCIL	1 Copy Electronically Transmitted
PETE COOPER SOLARCITY CORPORATION REGIONAL DIRECTOR, HAWAII 599 Kahelu Street Mililani, HI 96789	1 Copy Electronically Transmitted

SERVICE LIST  
(Docket No. 2011-0206)

ALISON SILVERSTEIN  
19213 Luedtke Lane  
Pflugerville, TX 78660

1 Copy  
Electronically Transmitted

BRENDAN KIRBY  
12011 SW Pineapple Court  
Palm City, FL 34990

1 Copy  
Electronically Transmitted