



September 24, 2020

The Honorable Chair and Members  
of the Hawai'i Public Utilities Commission  
Kekuanao'a Building, First Floor  
465 South King Street  
Honolulu, Hawai'i 96813

Dear Commissioners:

Subject: Docket No. 2011-0206  
Reliability Standards Working Group  
Monthly Report

In accordance with Ordering Paragraph 3 of Order No. 30371, filed May 4, 2012 in the subject proceeding, enclosed as Exhibit A is Hawaiian Electric's<sup>1</sup> monthly report for August 2020 on: (1) system frequency control performance during month; (2) significant system events during month; and (3) curtailment of non-dispatchable renewable resources.

Any party to this proceeding may obtain an electronic copy of this report by emailing Marisa Chun at [marisa.chun@hawaiianelectric.com](mailto:marisa.chun@hawaiianelectric.com).

Sincerely,

/s/ Kevin M. Katsura

Kevin M. Katsura  
Director, Regulatory Non-Rate Proceedings

Enclosures

c: Service List

---

<sup>1</sup> Hawaiian Electric Company, Inc., Maui Electric Company, Limited, and Hawai'i Electric Light Company, Inc. are each doing business as "Hawaiian Electric" and have jointly registered "Hawaiian Electric" as a trade name with the State of Hawai'i Department of Commerce and Consumer Affairs, as evidenced by Certificate of Registration No. 4235929, dated December 20, 2019.

**The Commission's Order No. 30371 (Docket No 2011-0206 – Relating To Various Matters in RSWG Process), filed May 4, 2012, ordered the following information for each island grid:**

- (1) System frequency control performance during month:
  - a) Frequency duration plot based on the highest resolution SCADA data available for the month detailing how many seconds each power system operated at frequencies above 60 hertz and at frequencies below 60 Hz.
  - b) Tabulation of the number, magnitude and duration of frequency excursions (high and low) outside normal frequency control range (59.95 to 60.05 Hz).

The following provides information with respect to items 1a) through 1b) – (all statements are current as of the month ending August 31, 2020):

**1a) Frequency duration plot based on the highest resolution SCADA data available for the month detailing how many seconds each power system operated at frequencies above 60 hertz and at frequencies below 60 Hz:**

The frequency duration plots for Hawaiian Electric Company, Inc., Maui Electric Company, Limited (Maui Division) and Hawai'i Electric Light Company, Inc. based on two-second data are provided in Attachment 1, and the enclosed Excel files. Refer to the electronic files for the individual data points because the information is voluminous and does not translate well to a hard copy.

**1b) Tabulation of the number, magnitude and duration of frequency excursions (high and low) outside normal frequency control range (59.95 to 60.05 Hz):**

Tabulation of the number, magnitude and duration of frequency excursions outside of the frequency range of 59.95 Hz to 60.05 Hz for Hawaiian Electric Company, Inc., Maui Electric Company, Limited (Maui Division) and Hawai'i Electric Light Company, Inc are provided in Attachment 2, and the enclosed Excel files. Refer to the electronic files for the individual data points because the information is voluminous and does not translate well to a hard copy.

- (2) Significant system events during month:
  - a) Tabulation of contingency reserve activations including date and time, MW magnitude, duration, and triggering event.
  - b) Tabulation of under frequency load shed activations including date and time, triggering frequency, MW magnitude, duration, and triggering event.
  - c) Tabulation of demand response activations for system events, including date and time, MW magnitude, duration, and triggering event, (excluding demand response utilization for unit commitment deferral or system operations economics.)

The following provides information with respect to items 2a) through 2c) – (all statements are current as of the month ending August 31, 2020):

**2a) Tabulation of contingency reserve activations including date and time, MW magnitude, duration, and triggering event:**

Hawaiian Electric Company, Inc.'s contingency reserve activations are provided in Attachment 3. Hawai'i Electric Light Company, Inc. and Maui Electric Company, Limited do not operate with contingency reserve requirements.

**2b) Tabulation of under frequency load shed activations including date and time, triggering frequency, MW magnitude, duration, and triggering event:**

Hawaiian Electric Company, Inc's, Hawai'i Electric Light Company, Inc's. and Maui Electric Company, Limited 's under frequency load shed activations are provided in Attachment 4.

**2c) Tabulation of demand response activations for system events, including date and time, MW magnitude, duration, and triggering event, (excluding demand response utilization for unit commitment deferral or system operations economics.)**

Hawaiian Electric Company, Inc.'s demand response activations for system events are provided in Attachment 5. Hawai'i Electric Light Company, Inc. currently does not have a demand response program. Maui Electric Company, Limited has implemented the Fast Demand Response pilot program on a limited basis. Hawai'i Electric Light Company, Inc. plans to use the findings of Maui Electric Company, Limited's pilot program to help in the evaluation and development of future demand response programs. Maui Electric Company, Limited executes a weekly testing protocol which measures customer participation. This program is not currently used in response to actual system events.

- (3) Curtailment of non-dispatchable renewable resources:
- (a) Tabulation of each curtailment event for each resource including the starting date and time, duration, megawatt hours curtailed, peak MW curtailed, and reason for curtailment.
  - (b) Total MWh of non-dispatchable renewable resources curtailed for the month.

The following provides information with respect to items 3a) through 3b) – (all statements are current as of the month ending August 31, 2020):

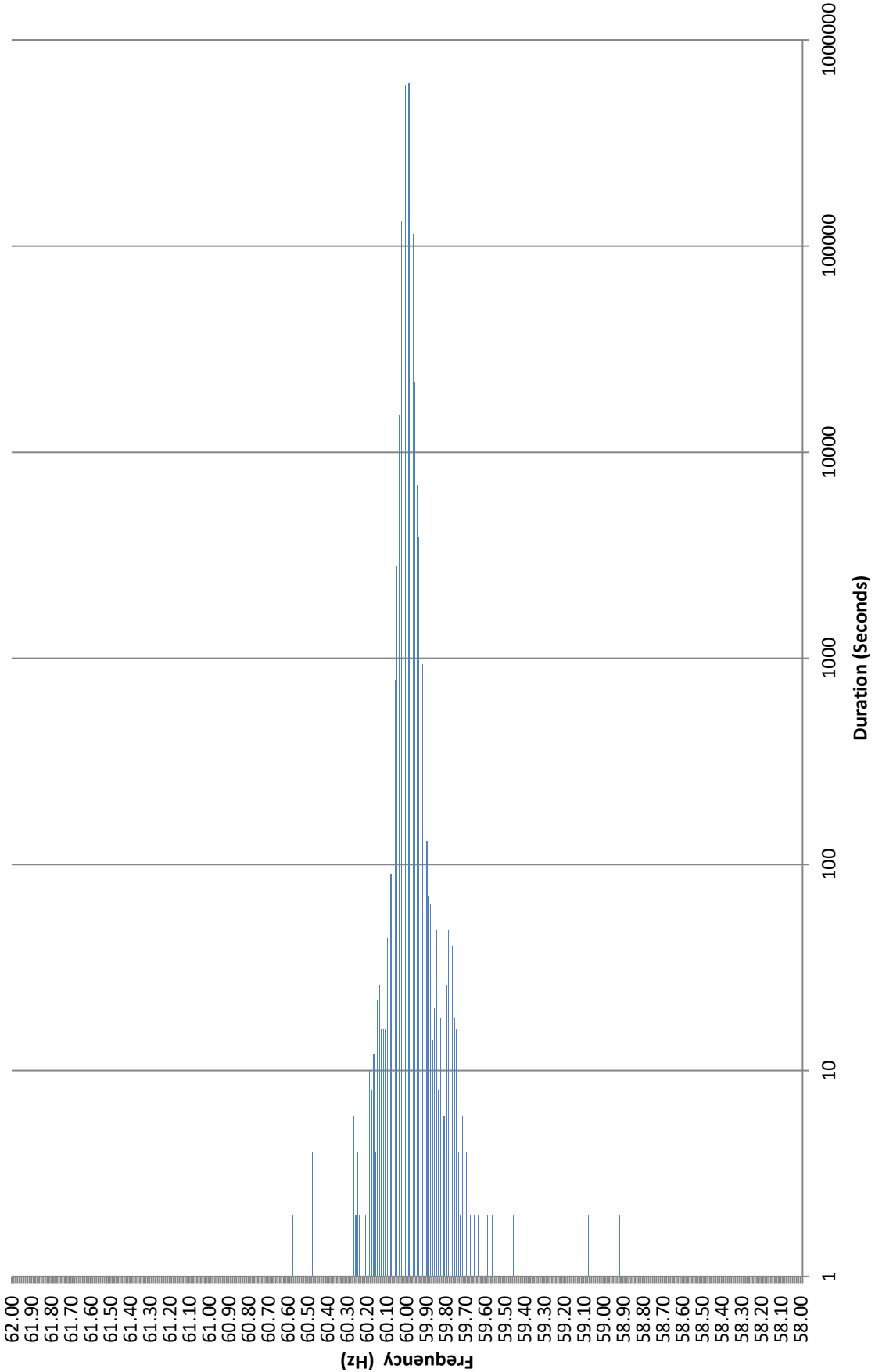
**3a) Tabulation of each curtailment event for each resource including the starting date and time, duration, megawatt hours curtailed, peak MW curtailed, and reason for curtailment:**

The tabulation of each curtailment event for each resource is provided in Attachment 6.

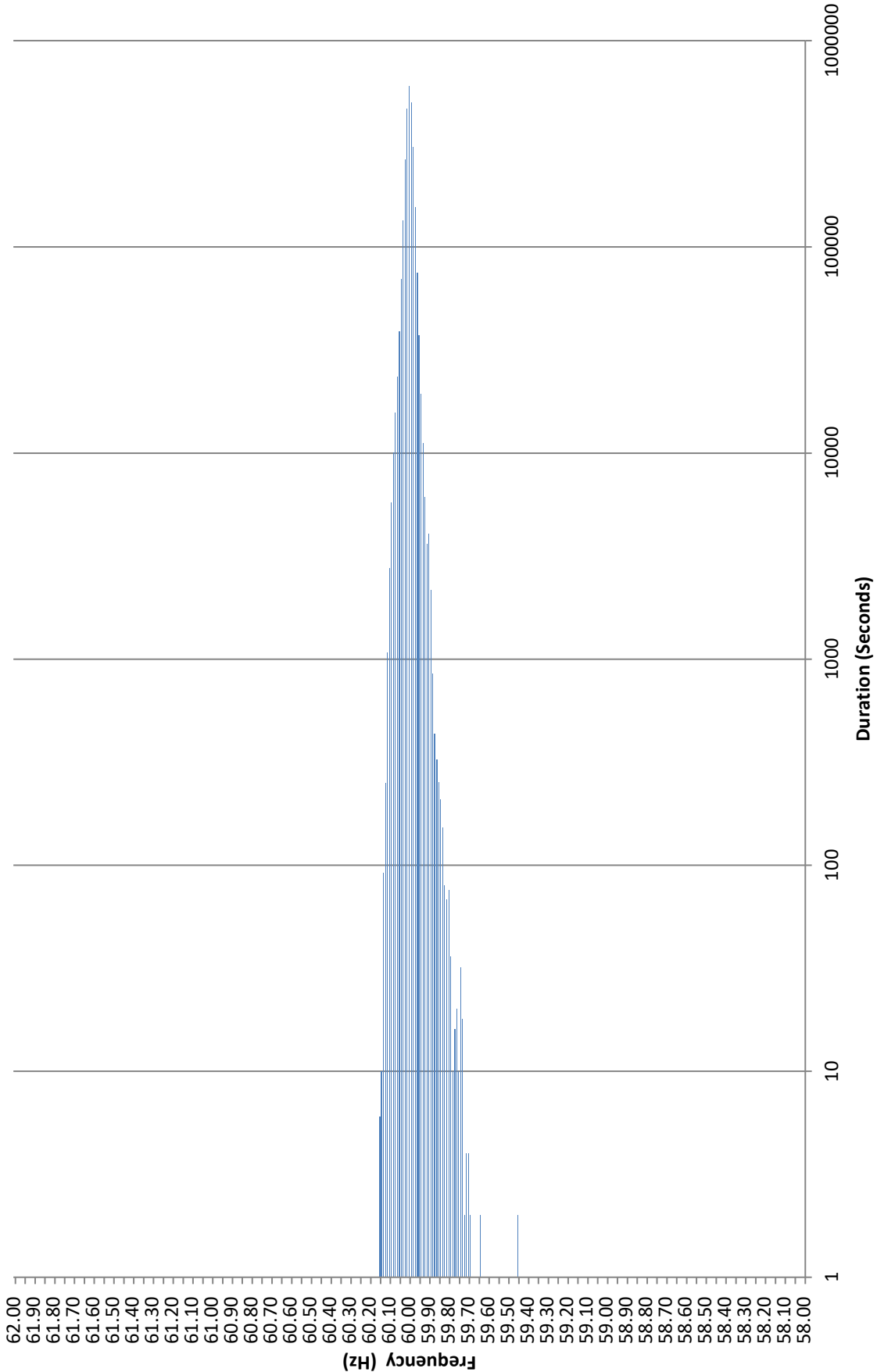
**3b) Total MWh of non-dispatchable renewable resources curtailed for the month:**

Curtailed MWh from non-dispatchable resources are difficult to determine due to the variability of the resource during curtailment periods. In some cases, the curtailed MWh estimates were provided by the IPPs under curtailment. The Company does not make any representations as to the accuracy of the curtailed MWh. The estimated MWh of non-dispatchable resources curtailed for the month are provided in Attachment 6, corresponding to each curtailment event.

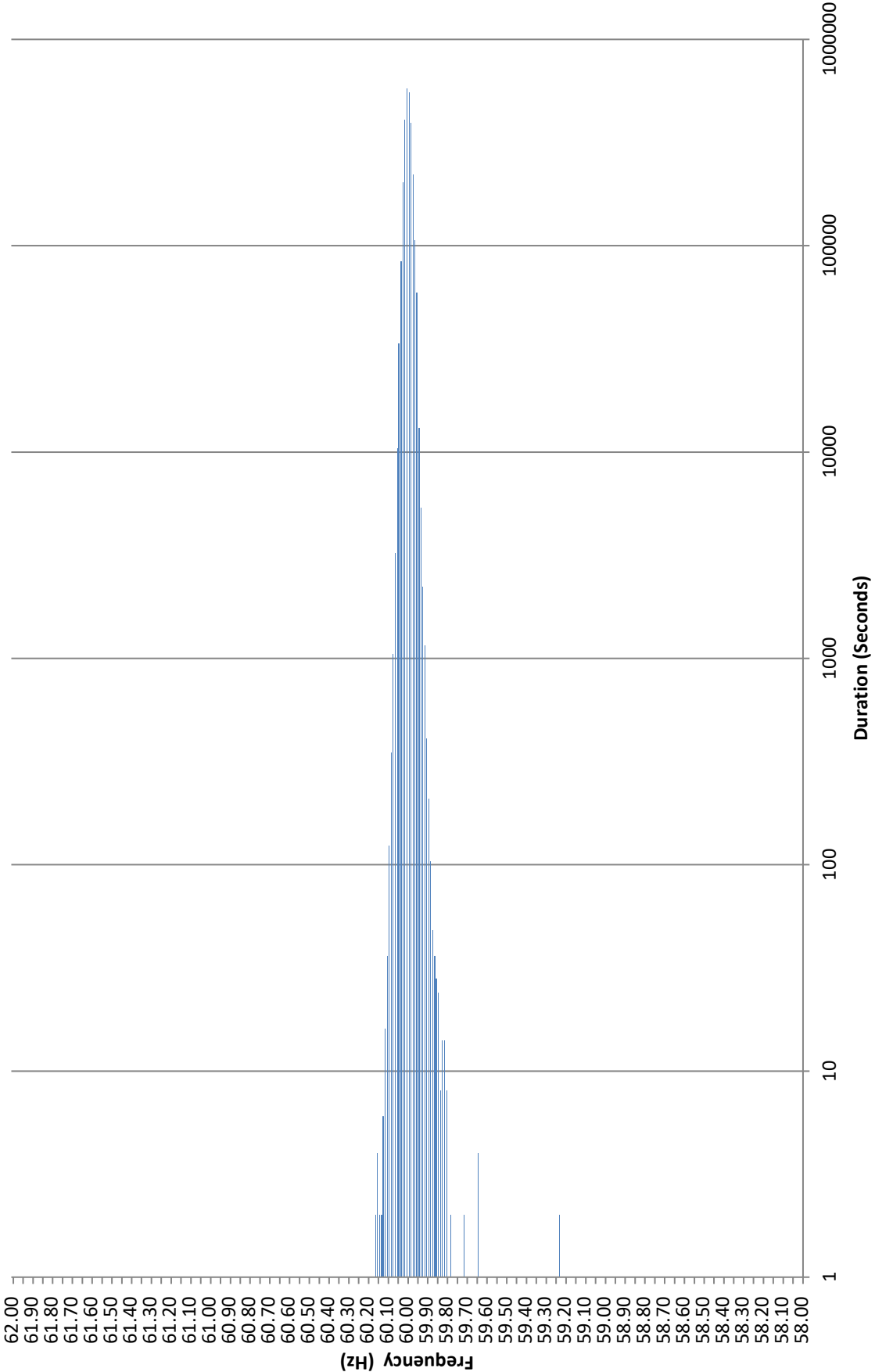
**Frequency Distribution Plot - Hawaiian Electric Company Inc.  
August 2020**



**Frequency Distribution Plot - Maui Electric Company, Limited  
August 2020**



**Frequency Distribution Plot - Hawai'i Electric Light Company, Inc.  
August 2020**



Hawaiian Electric Company, Inc. Frequency Excursion Statistics August 2020		
Data Rounded to the nearest	<59.95 Hz	>60.05 Hz
Number of Excursions	582	176
Maximum Duration (sec)	396	128
Maximum Deviation (Hz)	58.917	60.585
Total Duration of Excursions (sec)	9844	2082



Maui Electric Company, Limited Frequency Excursion Statistics August 2020		
	<59.95 Hz	>60.05 Hz
Number of Excursions	10077	8414
Maximum Duration (sec)	704	494
Maximum Deviation (Hz)	59.454	60.148
Total Duration of Excursions (sec)	64492	75338

Hawai'i Electric Light Company, Inc. Frequency Excursion Statistics August 2020		
	<59.95 Hz	>60.05 Hz
Number of Excursions	10307	1999
Maximum Duration (sec)	132	200
Maximum Deviation (Hz)	59.232	60.160
Total Duration of Excursions (sec)	53666	8510

HAWAIIAN ELECTRIC COMPANY, INC.  
CONTINGENCY RESERVE ACTIVATION EVENTS  
August 2020

Event #	Date & Time	Frequency (Hz)			Spinning Reserve Shortfall (MW)	Duration (HH:MM)	Description
		Prior to Event	Nadir	Trigger			
1	8/8/2020 13:56	59.99	59.46	NA	-23	0:13	KPLP CT1 tripped offline while generating ~61MW. Waiiau 9 called online for spinning reserves.
2	8/8/2020 13:56	59.99	59.46	NA	-23	0:13	KPLP ST tripped offline while generating ~4MW. Waiiau 9 called online for spinning reserves.

HAWAIIAN ELECTRIC COMPANY, INC.  
UNDERFREQUENCY LOAD SHEDDING EVENTS  
August 2020

Event #	Date & Time	Frequency (Hz)			Load Shed (MW)	Duration (HH:MM)	Description
		Prior to Event	Nadir	Trigger			
1	8/19/2020 14:34	60.01	58.62	58.90	75.74	0:18	Makalapa-Airport 138 kV line tripped due to fault on equipment. Block 1 and Block 2 activated.





HAWAIIAN ELECTRIC COMPANY, INC.  
DEMAND RESPONSE EVENTS  
August 2020

Event #	Date & Time	Frequency (Hz)			Load Shed (MW)	Duration (HH:MM)	Description
		Prior to Event	Nadir	Trigger			
1	8/8/2020 13:56	59.99	59.46	59.70	NA	0:02	KPLP CT1 tripped offline while generating ~61MW. Waiau 9 called online for spinning reserves. RDLC/CIDLC activated.
2	8/8/2020 13:56	59.99	59.46	59.70	NA	0:02	KPLP ST tripped offline while generating ~4MW. Waiau 9 called online for spinning reserves. RDLC/CIDLC activated.

Hawaiian Electric Company, Inc. Curtailment Report August 2020

Start Date/Time	Curtailment Set Point	MW output prior to start of curtailment	End Date/Time	MW output after curtailment released	Estimated MWh of curtailed energy during event (1)	IPP/Facility	Reason for Curtailment
08/01/20 21:50	0.0	0.00	08/02/20 01:42	0	*	KLS2	System Constraints
08/03/20 08:46	0.0	6.30	08/03/20 09:52	0	*	KWMakai	System Constraints
08/03/20 08:47	0.0	6.20	08/03/20 10:04	0	*	KWF	System Constraints
08/03/20 08:50	0.0	10.50	08/03/20 09:43	0	*	KSMakai	System Constraints
08/03/20 15:26	0.0	11.30	08/03/20 16:31	0	*	KWF	System Constraints
08/03/20 15:31	0.0	3.50	08/03/20 16:14	0	*	KWMakai	System Constraints
08/03/20 15:34	0.0	13.60	08/03/20 16:10	0	*	KSMakai	System Constraints
08/05/20 07:12	0.0	21.00	08/05/20 07:57	0	*	KWF	System Constraints
08/05/20 07:15	0.0	0.00	08/05/20 07:49	0	*	KSMakai	System Constraints
08/05/20 07:38	0.0	0.00	08/05/20 07:54	0	*	KWMakai	System Constraints
08/05/20 17:41	0.0	17.70	08/05/20 18:45	0	*	KWF	System Constraints
08/05/20 17:42	0.0	3.90	08/05/20 17:56	0	*	KWMakai	System Constraints
08/05/20 17:44	0.0	6.80	08/05/20 17:57	0	*	KSMakai	System Constraints
08/10/20 09:32	0.0	3.30	08/10/20 20:08	0	*	Lani	Facility Requested
08/14/20 07:50	0.0	6.40	08/14/20 08:43	0	*	KWF	System Constraints
08/14/20 07:53	0.0	0.00	08/14/20 08:32	0	*	KWMakai	System Constraints
08/14/20 07:54	0.0	9.00	08/14/20 08:30	0	*	KSMakai	System Constraints
08/14/20 14:41	0.0	6.90	08/14/20 15:31	0	*	KWMakai	System Constraints
08/14/20 14:42	0.0	7.90	08/14/20 15:33	0	*	KWF	System Constraints
08/14/20 14:45	0.0	13.30	08/14/20 15:27	0	*	KSMakai	System Constraints
08/16/20 11:26	0.0	23.80	08/16/20 13:36	0	*	KSMauka	Oversupply
08/17/20 07:00	0.0	1.00	08/17/20 08:48	0	*	KWMakai	System Constraints
08/17/20 07:01	0.0	4.00	08/17/20 12:46	0	*	KWMauka	System Constraints
08/17/20 07:04	0.0	4.00	08/18/20 12:22	0	*	KWF	System Constraints
08/17/20 07:09	0.0	1.00	08/17/20 09:06	0	*	KSMakai	System Constraints
08/17/20 07:09	0.0	1.00	08/17/20 13:03	0	*	KSMauka	System Constraints
08/17/20 11:36	0.0	5.00	08/17/20 12:46	0	*	KWMakai	System Constraints
08/17/20 11:38	0.0	13.00	08/17/20 13:02	0	*	KSMakai	System Constraints
08/19/20 06:34	0.0	29.00	08/19/20 07:28	0	*	KSMauka	Facility Requested
08/21/20 12:15	0.0	9.00	08/21/20 12:54	0	*	KWMakai	System Constraints
08/21/20 12:16	0.0	9.00	08/21/20 12:52	0	*	KSMakai	System Constraints
08/23/20 13:14	0.0	25.60	08/23/20 14:40	0	*	KSMauka	Oversupply
08/24/20 17:55	0.0	20.00	08/24/20 18:04	0	*	KSMakai	Facility Requested
08/24/20 18:10	0.0	29.00	08/24/20 18:35	0	*	KSMauka	Facility Requested
08/25/20 10:24	Various	0.00	08/25/20 14:05	0	*	KSMauka	System Constraints
08/27/20 10:03	Various	-19.71	08/27/20 11:43	-9.99	*	KSMauka	System Constraints
08/29/20 09:49	0.0	15.00	08/29/20 14:56	0	*	KSMauka	Oversupply
08/29/20 09:49	0.0	18.80	08/29/20 14:55	0	*	KSMakai	Oversupply
08/29/20 09:54	0.0	4.70	08/29/20 14:49	0	*	Aloha2	Oversupply
08/29/20 10:02	9.5	4.76	08/29/20 10:07	5.23	*	Lani	Oversupply
08/29/20 10:02	40.5	20.05	08/29/20 10:07	15.59	*	Waipio	Oversupply
08/29/20 10:07	10.0	5.23	08/29/20 10:26	7.71	*	Lani	Oversupply
08/29/20 10:07	30.0	15.59	08/29/20 10:26	29.66	*	Waipio	Oversupply
08/29/20 10:26	6.1	7.71	08/29/20 11:01	6.21	*	Lani	Oversupply
08/29/20 10:26	23.9	29.66	08/29/20 11:01	24.03	*	Waipio	Oversupply
08/29/20 11:01	4.1	6.21	08/29/20 11:23	4.15	*	Lani	Oversupply
08/29/20 11:01	15.9	24.03	08/29/20 11:23	15.83	*	Waipio	Oversupply
08/29/20 11:23	2.1	4.15	08/29/20 11:35	2.13	*	Lani	Oversupply
08/29/20 11:23	7.9	15.83	08/29/20 11:35	7.86	*	Waipio	Oversupply
08/29/20 11:35	0.0	2.13	08/29/20 14:11	0.16	*	Lani	Oversupply
08/29/20 11:35	0.0	7.86	08/29/20 14:21	0.82	*	Waipio	Oversupply
08/29/20 12:08	0.0	20.00	08/29/20 13:51	0	31.21	WestL	Oversupply
08/29/20 14:21	15.0	0.82	08/29/20 14:29	14.42	*	Waipio	Oversupply
08/29/20 14:29	30.0	14.42	08/29/20 14:35	25.21	*	Waipio	Oversupply
08/29/20 14:35	0.0	13.48	08/29/20 14:39	4.85	*	Lani	Oversupply
08/29/20 14:35	0.0	25.21	08/29/20 14:39	20.75	*	Waipio	Oversupply
08/29/20 14:39	30.0	20.75	08/29/20 14:45	23.10	*	Waipio	Oversupply
08/29/20 15:35	0.0	6.17	08/29/20 15:46	0.02	*	Lani	Oversupply
08/29/20 15:35	0.0	25.91	08/29/20 15:45	4.57	*	Waipio	Oversupply
08/29/20 16:35	0.0	12.78	08/29/20 16:38	8.51	*	Lani	Oversupply
08/29/20 16:35	0.0	27.55	08/29/20 16:38	18.88	*	Waipio	Oversupply



Hawaiian Electric Company, Inc. Curtailment Report August 2020

Start Date/Time	Curtailment Set Point	MW output prior to start of curtailment	End Date/Time	MW output after curtailment released	Estimated MWh of curtailed energy during event (1)	IPP/Facility	Reason for Curtailment
08/29/20 17:35	0.0	7.20	08/29/20 17:43	0.16	*	Lani	Oversupply
08/29/20 17:35	0.0	23.57	08/29/20 17:43	4.34	*	Waipio	Oversupply
08/29/20 18:35	0.0	0.02	08/30/20 04:49	0.02	*	Lani	Oversupply
08/29/20 18:35	0.0	-0.35	08/30/20 04:49	-0.35	*	Waipio	Oversupply
08/30/20 05:35	0.0	0.02	08/30/20 05:43	0.02	*	Lani	Oversupply
08/30/20 05:35	0.0	-0.35	08/30/20 05:43	-0.35	*	Waipio	Oversupply
08/30/20 05:43	0.0	0.02	08/30/20 05:45	0.02	*	Lani	Oversupply
08/30/20 05:43	0.0	-0.35	08/30/20 05:44	-0.35	*	Waipio	Oversupply
08/30/20 06:43	0.0	0.02	08/30/20 07:07	0.02	*	Lani	Oversupply
08/30/20 07:43	39.9	6.21	08/30/20 08:30	8.79	*	Waipio	Oversupply
08/30/20 08:43	23.0	6.92	08/30/20 08:55	12.31	*	Waipio	Oversupply
08/30/20 08:59	0.0	4.30	08/30/20 14:52	0	*	KSMakai	Oversupply
08/30/20 08:59	0.0	6.20	08/30/20 14:53	0	*	KSMauka	Oversupply
08/30/20 09:18	0.0	4.00	08/30/20 14:50	0	*	Aloha2	Oversupply
08/30/20 09:21	23.6	19.81	08/30/20 09:27	21.92	*	Waipio	Oversupply
08/30/20 09:27	7.7	13.86	08/30/20 09:35	7.76	*	Lani	Oversupply
08/30/20 09:27	12.3	21.92	08/30/20 09:35	12.08	*	Waipio	Oversupply
08/30/20 09:35	0.0	7.76	08/30/20 13:49	0.02	*	Lani	Oversupply
08/30/20 09:35	0.0	12.08	08/30/20 12:48	0.82	*	Waipio	Oversupply
08/30/20 09:38	0.0	16.60	08/30/20 12:22	0	48.71	WestL	Oversupply
08/30/20 10:47	0.0	27.60	08/30/20 12:12	0	*	Waianae	Oversupply
08/30/20 12:48	10.0	0.82	08/30/20 12:51	5.04	*	Waipio	Oversupply
08/30/20 12:51	20.0	5.04	08/30/20 14:26	17.94	*	Waipio	Oversupply
08/30/20 14:02	0.0	0.00	08/30/20 14:03	0	*	Lani	Oversupply
08/30/20 14:14	0.0	0.16	08/30/20 14:16	0.16	*	Lani	Oversupply
08/31/20 09:16	Various	-19.49	08/31/20 11:59	-9.90	*	KSMauka	System Constraints

Aloha1 = Aloha Solar Energy Fund I  
Aloha2 = Aloha Solar Energy Fund II  
KLS2 = Kalaeloa Solar Two  
KREP = Kalaeloa Renewable Energy Partners  
KWF = Kahuku Wind Power  
Lani = Lanikuhana Solar  
KSMakai = Kawaiiloa Solar Makai  
KSMauka = Kawaiiloa Solar Mauka  
KWMakai = Kawaiiloa Wind Makai  
KWMauka = Kawaiiloa Wind Mauka  
North = Waihonu North  
South = Waihonu South  
Waianae = EE Waianae Solar Project  
Waipio = Waipio PV  
WestL = West Loch PV

(1) The estimated MWh of energy curtailed during the event is supplied by IPP, and HECO does not make any representations as to its accuracy.

\* Data has not been provided by IPP.



**Maui Curtailment Report**

**August 2020**

Start Date and Time	Duration (minutes)	IPP Curtailed	Estimated Curtailed MWH	Peak MW Curtailed	Reasons for Curtailment
8/1/2020 0:00	2:59	KWP	26.06132	17.61291	Oversupply
8/1/2020 3:00	0:20	KWP	0.59266	17.10695	Oversupply
8/1/2020 3:23	0:04	KWP	0.02397	17.25565	Oversupply
8/1/2020 3:47	0:17	KWP	0.36182	17.48418	Oversupply
8/1/2020 4:05	0:10	KWP	0.21948	17.53407	Oversupply
8/1/2020 4:40	0:31	KWP	1.96581	17.39336	Oversupply
8/1/2020 5:13	0:41	KWP	2.88161	17.42630	Oversupply
8/1/2020 5:55	0:01	KWP	0.00282	16.29062	Oversupply
8/1/2020 6:04	0:21	KWP	0.90730	17.69974	Oversupply
8/1/2020 6:11	0:14	SSA3	0.00694	0.02300	Oversupply
8/1/2020 6:20	0:06	17-2	0.00160	0.02500	Oversupply
8/1/2020 6:26	0:01	SSA3	0.00053	0.03300	Oversupply
8/1/2020 6:27	0:02	17-2	0.00057	0.03600	Oversupply
8/1/2020 6:28	0:01	KWP	0.00542	17.71171	Oversupply
8/1/2020 6:29	8:33	SSA3	17.72508	0.00100	Oversupply
8/1/2020 6:30	9:30	17-2	5.75625	0.75000	Oversupply
8/1/2020 6:30	8:33	SSA2	17.67480	0.03800	Oversupply
8/1/2020 6:31	8:33	KWP	132.35037	17.71371	Oversupply
8/1/2020 7:31	7:29	AWE	62.99630	21.00000	Oversupply
8/1/2020 7:55	0:02	5A	Data is not available	Data is not available	Oversupply
8/1/2020 7:55	0:02	SAG	Data is not available	Data is not available	Oversupply
8/1/2020 7:58	0:03	5A	Data is not available	Data is not available	Oversupply
8/1/2020 7:58	0:03	SAG	Data is not available	Data is not available	Oversupply
8/1/2020 8:01	0:01	KWP	0.00088	26.40000	Oversupply
8/1/2020 8:03	0:01	5A	Data is not available	Data is not available	Oversupply
8/1/2020 8:03	0:01	SAG	Data is not available	Data is not available	Oversupply
8/1/2020 8:07	0:01	5A	Data is not available	Data is not available	Oversupply
8/1/2020 8:07	0:01	SAG	Data is not available	Data is not available	Oversupply
8/1/2020 8:07	0:02	KWP	0.00879	25.29231	Oversupply
8/1/2020 8:24	0:01	5A	Data is not available	Data is not available	Oversupply
8/1/2020 8:24	0:01	SAG	Data is not available	Data is not available	Oversupply
8/1/2020 8:25	0:02	KWP	0.00264	21.96923	Oversupply
8/1/2020 8:26	0:02	5A	Data is not available	Data is not available	Oversupply
8/1/2020 8:26	0:02	SAG	Data is not available	Data is not available	Oversupply
8/1/2020 8:29	0:06	5A	Data is not available	Data is not available	Oversupply
8/1/2020 8:29	0:06	SAG	Data is not available	Data is not available	Oversupply
8/1/2020 8:33	0:01	KWP	0.00088	20.07033	Oversupply
8/1/2020 8:36	0:03	5A	Data is not available	Data is not available	Oversupply
8/1/2020 8:36	0:03	SAG	Data is not available	Data is not available	Oversupply
8/1/2020 8:40	0:01	5A	Data is not available	Data is not available	Oversupply
8/1/2020 8:40	0:01	SAG	Data is not available	Data is not available	Oversupply
8/1/2020 8:42	0:03	5A	Data is not available	Data is not available	Oversupply
8/1/2020 8:42	0:03	SAG	Data is not available	Data is not available	Oversupply
8/1/2020 8:42	0:01	KWP	0.00352	18.32967	Oversupply
8/1/2020 8:46	0:16	5A	Data is not available	Data is not available	Oversupply
8/1/2020 8:46	0:16	SAG	Data is not available	Data is not available	Oversupply
8/1/2020 8:50	0:01	KWP	0.00088	15.53407	Oversupply
8/1/2020 9:03	0:13	5A	Data is not available	Data is not available	Oversupply
8/1/2020 9:03	0:13	SAG	Data is not available	Data is not available	Oversupply
8/1/2020 9:12	0:01	KWP	0.00047	11.20879	Oversupply
8/1/2020 9:14	0:02	KWP	0.00352	10.83956	Oversupply
8/1/2020 9:17	0:09	5A	Data is not available	Data is not available	Oversupply
8/1/2020 9:17	0:09	SAG	Data is not available	Data is not available	Oversupply
8/1/2020 9:27	0:03	5A	Data is not available	Data is not available	Oversupply
8/1/2020 9:27	0:03	SAG	Data is not available	Data is not available	Oversupply
8/1/2020 9:29	0:01	KWP	0.00176	6.40879	Oversupply
8/1/2020 9:31	0:01	5A	Data is not available	Data is not available	Oversupply
8/1/2020 9:31	0:01	SAG	Data is not available	Data is not available	Oversupply
8/1/2020 9:33	0:03	5A	Data is not available	Data is not available	Oversupply
8/1/2020 9:33	0:03	SAG	Data is not available	Data is not available	Oversupply
8/1/2020 9:37	0:04	5A	Data is not available	Data is not available	Oversupply
8/1/2020 9:37	0:04	SAG	Data is not available	Data is not available	Oversupply
8/1/2020 9:40	0:01	KWP	0.00088	4.87912	Oversupply
8/1/2020 9:42	0:01	5A	Data is not available	Data is not available	Oversupply
8/1/2020 9:42	0:01	SAG	Data is not available	Data is not available	Oversupply
8/1/2020 9:44	0:02	5A	Data is not available	Data is not available	Oversupply
8/1/2020 9:44	0:02	SAG	Data is not available	Data is not available	Oversupply
8/1/2020 9:47	0:10	5A	Data is not available	Data is not available	Oversupply
8/1/2020 9:47	0:10	SAG	Data is not available	Data is not available	Oversupply
8/1/2020 9:48	0:02	KWP	0.00176	3.92967	Oversupply
8/1/2020 9:53	0:01	KWP	0.00088	2.55824	Oversupply
8/1/2020 9:57	0:02	KWP	0.00176	2.34725	Oversupply
8/1/2020 9:58	0:04	5A	Data is not available	Data is not available	Oversupply
8/1/2020 9:58	0:04	SAG	Data is not available	Data is not available	Oversupply
8/1/2020 10:03	0:10	5A	Data is not available	Data is not available	Oversupply



**Maui Curtailment Report**

**August 2020**

Start Date and Time	Duration (minutes)	IPP Curtailed	Estimated Curtailed MWH	Peak MW Curtailed	Reasons for Curtailment
8/1/2020 10:03	0:10	SAG	Data is not available	Data is not available	Oversupply
8/1/2020 10:03	0:01	KWP	0.00088	1.92527	Oversupply
8/1/2020 10:08	0:01	KWP	0.00013	2.45275	Oversupply
8/1/2020 10:14	0:06	5A	Data is not available	Data is not available	Oversupply
8/1/2020 10:14	0:06	SAG	Data is not available	Data is not available	Oversupply
8/1/2020 10:17	0:01	KWP	0.00088	4.87912	Oversupply
8/1/2020 10:21	0:09	5A	Data is not available	Data is not available	Oversupply
8/1/2020 10:21	0:09	SAG	Data is not available	Data is not available	Oversupply
8/1/2020 10:21	0:01	KWP	0.00088	6.51429	Oversupply
8/1/2020 10:31	0:12	5A	Data is not available	Data is not available	Oversupply
8/1/2020 10:31	0:12	SAG	Data is not available	Data is not available	Oversupply
8/1/2020 10:31	0:01	KWP	0.00155	6.46154	Oversupply
8/1/2020 10:44	0:01	5A	Data is not available	Data is not available	Oversupply
8/1/2020 10:44	0:01	SAG	Data is not available	Data is not available	Oversupply
8/1/2020 10:47	0:08	5A	Data is not available	Data is not available	Oversupply
8/1/2020 10:47	0:08	SAG	Data is not available	Data is not available	Oversupply
8/1/2020 10:55	0:01	KWP	0.00088	4.77363	Oversupply
8/1/2020 10:56	0:01	5A	Data is not available	Data is not available	Oversupply
8/1/2020 10:56	0:01	SAG	Data is not available	Data is not available	Oversupply
8/1/2020 10:58	0:10	5A	Data is not available	Data is not available	Oversupply
8/1/2020 10:58	0:10	SAG	Data is not available	Data is not available	Oversupply
8/1/2020 11:02	0:01	KWP	0.00009	4.61538	Oversupply
8/1/2020 11:09	0:01	5A	Data is not available	Data is not available	Oversupply
8/1/2020 11:09	0:01	SAG	Data is not available	Data is not available	Oversupply
8/1/2020 11:11	0:14	5A	Data is not available	Data is not available	Oversupply
8/1/2020 11:11	0:14	SAG	Data is not available	Data is not available	Oversupply
8/1/2020 11:15	0:01	KWP	0.00088	2.76923	Oversupply
8/1/2020 11:28	0:02	5A	Data is not available	Data is not available	Oversupply
8/1/2020 11:28	0:02	SAG	Data is not available	Data is not available	Oversupply
8/1/2020 11:31	0:02	5A	Data is not available	Data is not available	Oversupply
8/1/2020 11:31	0:02	SAG	Data is not available	Data is not available	Oversupply
8/1/2020 11:32	0:01	KWP	0.00088	7.78022	Oversupply
8/1/2020 11:34	0:03	5A	Data is not available	Data is not available	Oversupply
8/1/2020 11:34	0:03	SAG	Data is not available	Data is not available	Oversupply
8/1/2020 11:37	0:01	KWP	0.00088	7.67473	Oversupply
8/1/2020 11:39	0:07	5A	Data is not available	Data is not available	Oversupply
8/1/2020 11:39	0:07	SAG	Data is not available	Data is not available	Oversupply
8/1/2020 11:48	0:01	KWP	0.00176	10.62857	Oversupply
8/1/2020 11:49	0:15	5A	Data is not available	Data is not available	Oversupply
8/1/2020 11:49	0:15	SAG	Data is not available	Data is not available	Oversupply
8/1/2020 11:52	0:01	KWP	0.00088	8.72967	Oversupply
8/1/2020 11:57	0:02	KWP	0.00176	9.46813	Oversupply
8/1/2020 12:09	0:05	5A	Data is not available	Data is not available	Oversupply
8/1/2020 12:09	0:05	SAG	Data is not available	Data is not available	Oversupply
8/1/2020 12:10	0:02	KWP	0.00352	13.47692	Oversupply
8/1/2020 12:15	0:01	5A	Data is not available	Data is not available	Oversupply
8/1/2020 12:15	0:01	SAG	Data is not available	Data is not available	Oversupply
8/1/2020 12:17	0:02	5A	Data is not available	Data is not available	Oversupply
8/1/2020 12:17	0:02	SAG	Data is not available	Data is not available	Oversupply
8/1/2020 12:20	0:01	5A	Data is not available	Data is not available	Oversupply
8/1/2020 12:20	0:01	SAG	Data is not available	Data is not available	Oversupply
8/1/2020 12:22	0:03	5A	Data is not available	Data is not available	Oversupply
8/1/2020 12:22	0:03	SAG	Data is not available	Data is not available	Oversupply
8/1/2020 12:26	0:02	5A	Data is not available	Data is not available	Oversupply
8/1/2020 12:26	0:02	SAG	Data is not available	Data is not available	Oversupply
8/1/2020 12:29	0:03	5A	Data is not available	Data is not available	Oversupply
8/1/2020 12:29	0:03	SAG	Data is not available	Data is not available	Oversupply
8/1/2020 12:32	0:02	KWP	0.00567	12.63297	Oversupply
8/1/2020 12:33	0:02	5A	Data is not available	Data is not available	Oversupply
8/1/2020 12:33	0:02	SAG	Data is not available	Data is not available	Oversupply
8/1/2020 12:36	0:06	5A	Data is not available	Data is not available	Oversupply
8/1/2020 12:36	0:06	SAG	Data is not available	Data is not available	Oversupply
8/1/2020 12:39	0:01	KWP	0.00176	10.62857	Oversupply
8/1/2020 12:43	0:04	5A	Data is not available	Data is not available	Oversupply
8/1/2020 12:43	0:04	SAG	Data is not available	Data is not available	Oversupply
8/1/2020 12:48	0:01	5A	Data is not available	Data is not available	Oversupply
8/1/2020 12:48	0:01	SAG	Data is not available	Data is not available	Oversupply
8/1/2020 12:51	0:05	5A	Data is not available	Data is not available	Oversupply
8/1/2020 12:51	0:05	SAG	Data is not available	Data is not available	Oversupply
8/1/2020 12:56	0:01	KWP	0.00176	13.00220	Oversupply
8/1/2020 12:58	0:02	5A	Data is not available	Data is not available	Oversupply
8/1/2020 12:58	0:02	SAG	Data is not available	Data is not available	Oversupply
8/1/2020 13:04	0:01	5A	Data is not available	Data is not available	Oversupply
8/1/2020 13:04	0:01	SAG	Data is not available	Data is not available	Oversupply
8/1/2020 15:03	0:01	SSA3	0.01893	0.00300	Oversupply



**Maui Curtailment Report**

**August 2020**

Start Date and Time	Duration (minutes)	IPP Curtailed	Estimated Curtailed MWH	Peak MW Curtailed	Reasons for Curtailment
8/1/2020 15:03	0:01	SSA2	0.04117	0.00200	Oversupply
8/1/2020 15:03	0:01	SSA3	0.01893	0.35600	Oversupply
8/1/2020 15:03	0:01	SSA2	0.04117	0.25900	Oversupply
8/1/2020 15:04	0:50	SSA3	1.53354	0.05200	Oversupply
8/1/2020 15:04	0:50	SSA2	2.20196	0.06800	Oversupply
8/1/2020 15:05	0:46	KWPll	5.03411	15.51621	Oversupply
8/1/2020 15:17	0:01	AWE	0.00174	21.00000	Oversupply
8/1/2020 15:52	0:03	KWPll	0.01426	12.69898	Oversupply
8/1/2020 15:54	0:01	SSA3	0.02290	0.01800	Oversupply
8/1/2020 15:54	0:01	SSA2	0.03135	0.11800	Oversupply
8/1/2020 15:55	0:01	SSA3	0.02192	0.30100	Oversupply
8/1/2020 15:55	0:01	SSA2	0.03135	0.21500	Oversupply
8/1/2020 15:55	0:01	SSA3	0.02241	0.48600	Oversupply
8/1/2020 15:56	0:01	SSA2	0.03135	0.54100	Oversupply
8/1/2020 15:58	0:01	SSA3	0.02241	1.49000	Oversupply
8/1/2020 15:58	0:01	SSA2	0.03135	1.64200	Oversupply
8/1/2020 15:59	0:01	SSA2	0.03043	1.79300	Oversupply
8/1/2020 16:03	0:01	17-2	0.00105	0.63300	Oversupply
8/1/2020 16:12	1:51	17-2	0.59082	0.58500	Oversupply
8/1/2020 16:12	0:01	SSA3	0.00175	1.24900	Oversupply
8/1/2020 16:12	0:01	SSA2	0.00513	2.30600	Oversupply
8/1/2020 16:12	0:01	SSA3	0.00179	0.79400	Oversupply
8/1/2020 16:13	0:01	SSA2	0.00513	0.04500	Oversupply
8/1/2020 16:13	0:01	SSA3	0.00171	0.07500	Oversupply
8/1/2020 16:13	0:09	SSA2	0.26395	0.00600	Oversupply
8/1/2020 16:14	0:08	SSA3	0.18712	0.01200	Oversupply
8/1/2020 16:15	0:08	KWPll	0.32773	13.55523	Oversupply
8/1/2020 16:22	0:01	SSA2	0.02942	0.02400	Oversupply
8/1/2020 16:22	0:01	SSA3	0.01785	0.45000	Oversupply
8/1/2020 16:23	0:01	SSA2	0.02942	0.12500	Oversupply
8/1/2020 16:23	0:01	SSA3	0.01865	0.20000	Oversupply
8/1/2020 16:24	0:02	SSA2	0.05885	0.06300	Oversupply
8/1/2020 16:24	0:02	SSA3	0.03729	0.37600	Oversupply
8/1/2020 16:25	0:01	SSA3	0.01785	0.04000	Oversupply
8/1/2020 16:26	0:01	SSA2	0.02942	0.18200	Oversupply
8/1/2020 16:26	0:01	SSA3	0.01825	1.38600	Oversupply
8/1/2020 16:26	0:01	SSA2	0.02942	0.49200	Oversupply
8/1/2020 16:27	0:01	SSA3	0.01785	0.24800	Oversupply
8/1/2020 16:27	0:01	SSA2	0.02942	0.76800	Oversupply
8/1/2020 16:28	0:01	SSA3	0.01825	0.67600	Oversupply
8/1/2020 16:28	0:01	SSA2	0.02942	0.20800	Oversupply
8/1/2020 16:28	0:01	SSA3	0.01785	0.07300	Oversupply
8/1/2020 16:29	0:01	SSA2	0.02818	0.39400	Oversupply
8/1/2020 16:29	0:01	SSA3	0.01684	0.98000	Oversupply
8/1/2020 16:30	0:01	SSA2	0.02339	0.79100	Oversupply
8/1/2020 16:30	0:01	SSA3	0.01613	0.93600	Oversupply
8/1/2020 16:31	0:01	SSA2	0.02339	1.18300	Oversupply
8/1/2020 16:31	0:01	SSA3	0.01613	1.16000	Oversupply
8/1/2020 16:32	0:01	SSA3	0.01613	1.97500	Oversupply
8/1/2020 16:32	0:01	SSA2	0.02339	1.62900	Oversupply
8/1/2020 16:32	0:01	SSA3	0.01578	1.33100	Oversupply
8/1/2020 16:32	0:01	SSA2	0.02294	2.03400	Oversupply
8/1/2020 16:33	0:01	SSA3	0.01613	1.08400	Oversupply
8/1/2020 16:33	0:01	SSA2	0.02339	0.04900	Oversupply
8/1/2020 16:34	0:01	SSA3	0.01613	0.98300	Oversupply
8/1/2020 16:34	0:01	SSA2	0.02339	0.78600	Oversupply
8/1/2020 16:35	0:01	SSA3	0.01578	0.63700	Oversupply
8/1/2020 16:35	0:17	SSA2	0.49123	0.03800	Oversupply
8/1/2020 16:35	0:17	SSA3	0.34677	0.02200	Oversupply
8/1/2020 16:36	0:17	KWPll	0.78897	16.51416	Oversupply
8/1/2020 16:52	0:01	SSA3	0.01565	0.06800	Oversupply
8/1/2020 16:52	0:01	SSA2	0.02619	0.09300	Oversupply
8/1/2020 16:53	0:01	SSA3	0.01565	0.11000	Oversupply
8/1/2020 16:53	0:01	SSA2	0.02619	0.13800	Oversupply
8/1/2020 16:54	0:01	SSA3	0.01532	0.12600	Oversupply
8/1/2020 16:54	0:01	SSA2	0.02619	0.14000	Oversupply
8/1/2020 16:55	0:01	SSA3	0.01498	0.19600	Oversupply
8/1/2020 16:55	0:53	SSA2	1.26256	0.01200	Oversupply
8/1/2020 16:55	0:51	SSA3	0.80532	0.00000	Oversupply
8/1/2020 16:56	0:52	KWPll	6.64397	17.68976	Oversupply
8/1/2020 17:46	0:01	SSA3	0.00824	-0.00200	Oversupply
8/1/2020 17:47	0:01	SSA3	0.00861	-0.00200	Oversupply
8/1/2020 17:48	0:01	SSA3	0.00861	0.09700	Oversupply
8/1/2020 17:48	0:01	SSA2	0.01401	0.00500	Oversupply
8/1/2020 17:48	0:01	SSA3	0.00842	0.14500	Oversupply



**Maui Curtailment Report**

**August 2020**

Start Date and Time	Duration (minutes)	IPP Curtailed	Estimated Curtailed MWH	Peak MW Curtailed	Reasons for Curtailment
8/1/2020 17:48	0:01	SSA2	0.01401	0.12100	Oversupply
8/1/2020 17:49	0:01	SSA3	0.00842	0.01000	Oversupply
8/1/2020 17:49	0:01	SSA2	0.01401	0.11500	Oversupply
8/1/2020 17:50	0:04	SSA3	0.04212	0.07300	Oversupply
8/1/2020 17:50	0:03	SSA2	0.05578	0.01600	Oversupply
8/1/2020 17:51	0:09	KWP11	0.07933	17.68876	Oversupply
8/1/2020 17:54	0:05	SSA2	0.08407	0.00100	Oversupply
8/1/2020 17:54	0:05	SSA3	0.05916	-0.00200	Oversupply
8/1/2020 17:59	0:01	SSA2	0.01265	0.00000	Oversupply
8/1/2020 17:59	0:01	SSA3	0.00698	0.01900	Oversupply
8/1/2020 18:00	0:02	SSA2	0.01155	0.19000	Oversupply
8/1/2020 18:00	0:02	SSA3	0.00420	0.01400	Oversupply
8/1/2020 18:01	0:01	SSA2	0.00577	0.00000	Oversupply
8/1/2020 18:02	0:01	KWP11	0.00189	17.66780	Oversupply
8/1/2020 20:49	0:45	KWP11	11.53094	17.71171	Oversupply
8/1/2020 21:09	0:01	AWE	0.00672	20.50000	Oversupply
8/1/2020 21:14	0:01	AWE	0.00746	20.90000	Oversupply
8/1/2020 21:21	0:09	AWE	0.06441	21.00000	Oversupply
8/1/2020 21:36	0:45	KWP11	4.53262	17.71371	Oversupply
8/1/2020 22:27	1:22	KWP11	14.45386	17.71371	Oversupply
8/1/2020 23:26	0:09	AWE	0.23374	16.00000	Oversupply
8/1/2020 23:37	0:03	AWE	0.03538	14.70000	Oversupply
8/1/2020 23:51	0:29	KWP11	6.97892	17.71371	Oversupply
8/2/2020 0:07	0:08	AWE	0.16238	12.70000	Oversupply
8/2/2020 0:22	4:19	KWP11	53.09532	17.71371	Oversupply
8/2/2020 3:37	0:07	AWE	0.40852	12.40000	Oversupply
8/2/2020 3:48	0:02	AWE	0.01269	12.30000	Oversupply
8/2/2020 3:54	0:07	AWE	0.16227	12.60000	Oversupply
8/2/2020 4:02	0:21	AWE	2.03899	19.20000	Oversupply
8/2/2020 4:25	0:01	AWE	0.00363	13.40000	Oversupply
8/2/2020 4:27	0:03	AWE	0.03863	13.50000	Oversupply
8/2/2020 4:32	0:01	AWE	0.00254	12.10000	Oversupply
8/2/2020 4:35	0:01	AWE	0.01521	11.70000	Oversupply
8/2/2020 4:43	1:08	KWP11	18.19386	17.69475	Oversupply
8/2/2020 4:45	0:01	AWE	0.00686	9.30000	Oversupply
8/2/2020 4:47	0:40	AWE	2.80821	19.00000	Oversupply
8/2/2020 5:28	0:10	AWE	0.21917	14.80000	Oversupply
8/2/2020 5:40	0:02	AWE	0.00661	14.40000	Oversupply
8/2/2020 5:43	0:01	AWE	0.00227	15.20000	Oversupply
8/2/2020 5:45	0:01	AWE	0.00247	14.50000	Oversupply
8/2/2020 5:53	2:20	KWP11	28.85721	17.70772	Oversupply
8/2/2020 5:57	0:01	AWE	0.01154	11.60000	Oversupply
8/2/2020 5:59	0:08	AWE	0.23794	15.20000	Oversupply
8/2/2020 6:09	0:01	AWE	0.00396	16.20000	Oversupply
8/2/2020 6:11	2:00	SSA3	0.96889	0.00400	Oversupply
8/2/2020 6:16	1:56	SSA2	0.64938	0.01000	Oversupply
8/2/2020 6:52	0:48	AWE	6.14253	20.10000	Oversupply
8/2/2020 7:44	0:06	AWE	0.19950	18.30000	Oversupply
8/2/2020 7:54	0:13	AWE	0.33781	17.00000	Oversupply
8/2/2020 8:14	1:55	SSA2	2.65879	0.40200	Oversupply
8/2/2020 8:14	1:55	SSA3	3.35371	1.05200	Oversupply
8/2/2020 8:15	1:55	KWP11	8.61597	11.53237	Oversupply
8/2/2020 8:18	0:01	AWE	0.00031	14.30000	Oversupply
8/2/2020 8:20	0:10	AWE	0.28228	13.50000	Oversupply
8/2/2020 8:31	1:12	AWE	5.19029	18.70000	Oversupply
8/2/2020 9:52	0:01	AWE	0.00391	19.60000	Oversupply
8/2/2020 9:54	0:06	AWE	0.16138	20.00000	Oversupply
8/2/2020 10:02	0:01	AWE	0.00490	19.50000	Oversupply
8/2/2020 10:04	0:01	AWE	0.00357	19.10000	Oversupply
8/2/2020 10:09	0:01	SSA2	0.01728	0.07600	Oversupply
8/2/2020 10:09	0:01	SSA3	0.03231	0.11300	Oversupply
8/2/2020 10:09	0:01	SSA3	0.03375	0.54800	Oversupply
8/2/2020 10:09	0:01	SSA2	0.01728	0.24300	Oversupply
8/2/2020 10:10	0:01	SSA3	0.03231	0.63000	Oversupply
8/2/2020 10:10	0:42	SSA2	1.11104	0.26400	Oversupply
8/2/2020 10:11	0:41	SSA3	1.76588	0.05600	Oversupply
8/2/2020 10:12	0:41	KWP11	1.19611	3.27130	Oversupply
8/2/2020 10:15	0:03	AWE	0.03769	14.90000	Oversupply
8/2/2020 10:19	0:10	AWE	0.23515	13.90000	Oversupply
8/2/2020 10:30	0:03	AWE	0.04863	10.50000	Oversupply
8/2/2020 10:34	0:05	AWE	0.15430	11.70000	Oversupply
8/2/2020 10:43	0:01	AWE	0.00041	15.30000	Oversupply
8/2/2020 10:46	0:02	AWE	0.00285	17.90000	Oversupply
8/2/2020 10:52	0:01	SSA3	0.02651	0.16400	Oversupply
8/2/2020 10:52	0:01	SSA2	0.02567	0.02900	Oversupply



**Maui Curtailment Report**

**August 2020**

Start Date and Time	Duration (minutes)	IPP Curtailed	Estimated Curtailed MWH	Peak MW Curtailed	Reasons for Curtailment
8/2/2020 10:53	0:01	SSA3	0.02594	0.50800	Oversupply
8/2/2020 10:53	0:01	SSA2	0.02567	0.10000	Oversupply
8/2/2020 10:53	0:01	SSA3	0.02651	0.63200	Oversupply
8/2/2020 10:54	0:07	SSA2	0.18454	0.15500	Oversupply
8/2/2020 10:54	0:06	SSA3	0.19592	0.01300	Oversupply
8/2/2020 10:55	0:07	KWPll	0.23504	3.08568	Oversupply
8/2/2020 10:56	0:02	AWE	0.00811	19.90000	Oversupply
8/2/2020 10:59	0:01	AWE	0.00105	20.50000	Oversupply
8/2/2020 11:00	0:01	SSA3	0.01521	0.00200	Oversupply
8/2/2020 11:01	0:01	SSA2	0.00860	0.02500	Oversupply
8/2/2020 11:01	0:01	SSA3	0.01653	0.00000	Oversupply
8/2/2020 11:01	0:01	SSA2	0.00877	0.06600	Oversupply
8/2/2020 11:02	0:01	SSA3	0.01554	0.41000	Oversupply
8/2/2020 11:02	0:01	SSA2	0.00877	0.30000	Oversupply
8/2/2020 11:03	0:01	SSA3	0.01521	0.09500	Oversupply
8/2/2020 11:03	0:01	SSA2	0.00877	0.73800	Oversupply
8/2/2020 11:03	0:01	SSA3	0.01521	0.56100	Oversupply
8/2/2020 11:04	0:01	SSA2	0.00877	1.45200	Oversupply
8/2/2020 11:04	0:01	SSA3	0.01587	1.51500	Oversupply
8/2/2020 11:05	0:01	SSA2	0.00877	1.12900	Oversupply
8/2/2020 11:05	0:01	SSA3	0.01521	1.88100	Oversupply
8/2/2020 11:06	0:01	SSA2	0.00877	1.62200	Oversupply
8/2/2020 11:06	0:01	SSA3	0.01488	1.88600	Oversupply
8/2/2020 11:07	0:01	SSA3	0.01521	1.79300	Oversupply
8/2/2020 11:07	0:01	SSA2	0.00877	1.52400	Oversupply
8/2/2020 11:07	0:01	SSA3	0.01554	1.90800	Oversupply
8/2/2020 11:07	0:01	SSA2	0.00877	1.63100	Oversupply
8/2/2020 11:08	0:01	SSA3	0.01488	1.65100	Oversupply
8/2/2020 11:11	0:01	SSA2	0.00877	1.87800	Oversupply
8/2/2020 11:12	0:01	SSA3	0.01554	1.65500	Oversupply
8/2/2020 11:13	0:01	SSA2	0.00877	1.81000	Oversupply
8/2/2020 11:13	0:01	SSA3	0.01554	1.65600	Oversupply
8/2/2020 11:13	0:01	SSA3	0.01554	0.09300	Oversupply
8/2/2020 11:14	0:01	SSA2	0.00877	1.30400	Oversupply
8/2/2020 11:14	0:01	SSA3	0.02529	0.18000	Oversupply
8/2/2020 11:14	0:01	SSA2	0.02338	0.05200	Oversupply
8/2/2020 11:15	0:01	SSA3	0.03704	0.55700	Oversupply
8/2/2020 11:15	0:04	SSA2	0.14302	0.67800	Oversupply
8/2/2020 11:16	0:04	SSA3	0.16074	0.02700	Oversupply
8/2/2020 11:17	0:04	KWPll	0.13483	6.80705	Oversupply
8/2/2020 11:20	0:01	SSA2	0.02872	0.00000	Oversupply
8/2/2020 11:20	0:01	SSA3	0.03215	0.00600	Oversupply
8/2/2020 11:20	0:01	SSA2	0.02872	0.02400	Oversupply
8/2/2020 11:21	0:01	SSA3	0.03215	0.04900	Oversupply
8/2/2020 11:21	0:07	SSA2	0.22972	0.02300	Oversupply
8/2/2020 11:21	0:01	SSA3	0.03285	0.01400	Oversupply
8/2/2020 11:22	0:06	SSA3	0.26137	0.08600	Oversupply
8/2/2020 11:24	0:06	KWPll	0.05717	3.86807	Oversupply
8/2/2020 11:28	0:01	SSA2	0.02872	0.00900	Oversupply
8/2/2020 11:28	0:01	SSA3	0.03215	0.15500	Oversupply
8/2/2020 11:29	0:01	SSA2	0.02596	0.12600	Oversupply
8/2/2020 11:29	0:01	SSA3	0.03000	0.38900	Oversupply
8/2/2020 11:30	0:01	SSA3	0.02981	0.75700	Oversupply
8/2/2020 11:30	0:01	SSA2	0.02072	0.39600	Oversupply
8/2/2020 11:31	0:01	SSA3	0.02916	1.25200	Oversupply
8/2/2020 11:31	0:01	SSA2	0.02113	0.71100	Oversupply
8/2/2020 11:31	0:01	SSA3	0.03045	2.20000	Oversupply
8/2/2020 11:33	0:01	SSA2	0.02113	1.40600	Oversupply
8/2/2020 11:33	0:01	SSA2	0.02113	1.42800	Oversupply
8/2/2020 11:34	0:01	SSA3	0.02916	1.34200	Oversupply
8/2/2020 11:34	0:01	SSA2	0.02113	1.10100	Oversupply
8/2/2020 11:34	0:01	SSA3	0.03110	1.12700	Oversupply
8/2/2020 11:35	0:16	SSA2	0.43715	1.05200	Oversupply
8/2/2020 11:35	0:16	SSA3	0.60205	0.04500	Oversupply
8/2/2020 11:37	0:02	AWE	0.02344	15.80000	Oversupply
8/2/2020 11:37	0:15	KWPll	0.59741	3.71439	Oversupply
8/2/2020 11:40	0:11	AWE	0.40343	16.40000	Oversupply
8/2/2020 11:51	0:01	SSA3	0.02707	0.16300	Oversupply
8/2/2020 11:52	0:01	SSA2	0.02549	0.07000	Oversupply
8/2/2020 11:52	0:01	SSA3	0.02648	0.23900	Oversupply
8/2/2020 11:52	0:01	SSA2	0.02549	0.04200	Oversupply
8/2/2020 11:53	0:01	SSA3	0.02707	0.52000	Oversupply
8/2/2020 11:53	0:01	SSA2	0.02549	0.11800	Oversupply
8/2/2020 11:54	0:01	SSA3	0.02707	0.70700	Oversupply
8/2/2020 11:54	0:01	SSA2	0.02549	0.15900	Oversupply



**Maui Curtailment Report**

**August 2020**

Start Date and Time	Duration (minutes)	IPP Curtailed	Estimated Curtailed MWH	Peak MW Curtailed	Reasons for Curtailment
8/2/2020 11:54	0:01	SSA3	0.02648	1.64000	Oversupply
8/2/2020 11:55	0:01	SSA2	0.02500	0.35400	Oversupply
8/2/2020 11:55	0:01	SSA3	0.02707	1.82400	Oversupply
8/2/2020 11:56	0:01	SSA2	0.02549	0.65000	Oversupply
8/2/2020 11:56	0:01	SSA3	0.02707	1.46600	Oversupply
8/2/2020 11:57	0:01	SSA3	0.02707	0.36000	Oversupply
8/2/2020 11:57	0:02	SSA2	0.05098	0.40300	Oversupply
8/2/2020 11:57	0:05	SSA3	0.13302	0.04800	Oversupply
8/2/2020 11:58	0:01	AWE	0.00847	19.00000	Oversupply
8/2/2020 11:58	0:03	KWP11	0.01578	1.09975	Oversupply
8/2/2020 11:59	0:01	SSA2	0.02549	0.05100	Oversupply
8/2/2020 11:59	0:03	SSA2	0.09264	0.01100	Oversupply
8/2/2020 12:02	0:02	KWP11	0.01040	1.51490	Oversupply
8/2/2020 12:02	0:01	SSA3	0.01821	0.00700	Oversupply
8/2/2020 12:03	0:01	SSA2	0.02632	0.10300	Oversupply
8/2/2020 12:03	0:01	SSA3	0.01782	0.17300	Oversupply
8/2/2020 12:04	0:01	SSA3	0.01743	0.40200	Oversupply
8/2/2020 12:04	0:01	SSA2	0.02632	0.12500	Oversupply
8/2/2020 12:04	0:01	SSA3	0.01821	0.72900	Oversupply
8/2/2020 12:05	0:01	SSA2	0.02632	0.12900	Oversupply
8/2/2020 12:05	0:01	SSA2	0.02632	0.44500	Oversupply
8/2/2020 12:07	0:01	SSA3	0.01782	1.53300	Oversupply
8/2/2020 12:07	0:01	SSA3	0.01821	1.72200	Oversupply
8/2/2020 12:08	0:01	SSA3	0.01782	2.17800	Oversupply
8/2/2020 12:09	0:01	SSA3	0.01821	2.17000	Oversupply
8/2/2020 12:10	0:01	SSA2	0.02632	1.77100	Oversupply
8/2/2020 12:10	0:01	SSA3	0.01782	2.10600	Oversupply
8/2/2020 12:11	0:01	SSA3	0.01821	0.36100	Oversupply
8/2/2020 12:11	0:01	SSA2	0.02632	1.58500	Oversupply
8/2/2020 12:11	0:01	SSA3	0.01860	0.30100	Oversupply
8/2/2020 12:12	0:01	SSA2	0.02632	1.90700	Oversupply
8/2/2020 12:12	0:01	SSA3	0.01821	1.56700	Oversupply
8/2/2020 12:12	0:01	SSA2	0.02632	1.58200	Oversupply
8/2/2020 12:13	0:01	SSA3	0.01782	1.49500	Oversupply
8/2/2020 12:13	0:01	SSA2	0.02632	1.58400	Oversupply
8/2/2020 12:14	0:01	SSA3	0.01743	1.04600	Oversupply
8/2/2020 12:14	0:17	SSA2	0.73191	0.67100	Oversupply
8/2/2020 12:14	0:17	SSA3	0.79607	0.09800	Oversupply
8/2/2020 12:16	0:16	AWE	1.13516	17.90000	Oversupply
8/2/2020 12:16	0:17	KWP11	0.61775	3.18747	Oversupply
8/2/2020 12:31	0:01	SSA2	0.02706	0.00400	Oversupply
8/2/2020 12:32	0:01	SSA3	0.03325	-0.00100	Oversupply
8/2/2020 12:32	0:01	SSA3	0.03325	0.55200	Oversupply
8/2/2020 12:32	0:01	SSA2	0.02706	0.18200	Oversupply
8/2/2020 12:33	0:01	SSA3	0.03252	1.14400	Oversupply
8/2/2020 12:33	0:01	SSA2	0.02706	0.60800	Oversupply
8/2/2020 12:34	0:01	SSA3	0.03397	0.68700	Oversupply
8/2/2020 12:34	0:01	SSA2	0.02706	0.31800	Oversupply
8/2/2020 12:35	0:07	SSA3	0.30068	0.03700	Oversupply
8/2/2020 12:35	0:06	SSA2	0.18888	0.01000	Oversupply
8/2/2020 12:36	0:03	AWE	0.02627	15.40000	Oversupply
8/2/2020 12:36	0:02	KWP11	0.00253	0.29739	Oversupply
8/2/2020 12:40	0:02	AWE	0.02451	16.10000	Oversupply
8/2/2020 12:41	0:01	SSA2	0.02706	0.00600	Oversupply
8/2/2020 12:42	0:01	SSA3	0.03397	0.26100	Oversupply
8/2/2020 12:42	0:01	SSA2	0.02706	0.14300	Oversupply
8/2/2020 12:42	0:01	SSA3	0.03325	0.40000	Oversupply
8/2/2020 12:43	0:01	SSA2	0.02706	0.48800	Oversupply
8/2/2020 12:43	0:01	SSA3	0.03397	1.15500	Oversupply
8/2/2020 12:44	0:01	SSA2	0.02706	0.66100	Oversupply
8/2/2020 12:44	0:01	SSA3	0.03283	1.02500	Oversupply
8/2/2020 12:44	0:01	SSA2	0.01823	0.75000	Oversupply
8/2/2020 12:45	0:01	SSA3	0.00586	1.15800	Oversupply
8/2/2020 12:45	0:01	SSA2	0.01126	0.54700	Oversupply
8/2/2020 12:45	0:01	SSA3	0.00586	1.12700	Oversupply
8/2/2020 12:46	0:01	SSA3	0.00599	0.66100	Oversupply
8/2/2020 12:46	0:01	SSA2	0.01104	0.61500	Oversupply
8/2/2020 12:47	0:01	SSA3	0.00599	0.99900	Oversupply
8/2/2020 12:47	0:01	SSA2	0.01148	0.80900	Oversupply
8/2/2020 12:48	0:01	SSA3	0.00624	0.97900	Oversupply
8/2/2020 12:48	0:01	SSA2	0.01104	0.82600	Oversupply
8/2/2020 12:49	0:01	SSA3	0.00599	0.55700	Oversupply
8/2/2020 12:49	0:01	SSA2	0.01126	0.43700	Oversupply
8/2/2020 12:49	0:01	SSA3	0.00573	0.49300	Oversupply
8/2/2020 12:50	0:01	SSA2	0.01126	1.05300	Oversupply



**Maui Curtailment Report**

**August 2020**

Start Date and Time	Duration (minutes)	IPP Curtailed	Estimated Curtailed MWH	Peak MW Curtailed	Reasons for Curtailment
8/2/2020 12:50	0:01	SSA3	0.00599	0.44700	Oversupply
8/2/2020 12:50	0:01	SSA2	0.01126	1.18300	Oversupply
8/2/2020 12:51	0:01	SSA3	0.00586	0.48900	Oversupply
8/2/2020 12:51	0:01	SSA2	0.01126	1.49300	Oversupply
8/2/2020 12:52	0:01	SSA3	0.00586	0.28500	Oversupply
8/2/2020 12:52	0:01	SSA2	0.01126	1.13800	Oversupply
8/2/2020 12:54	0:01	SSA2	0.01126	1.85600	Oversupply
8/2/2020 12:55	0:01	SSA3	0.00586	0.55200	Oversupply
8/2/2020 12:55	0:01	SSA2	0.01126	0.07200	Oversupply
8/2/2020 12:55	0:01	SSA3	0.00573	0.34300	Oversupply
8/2/2020 12:56	0:01	SSA2	0.01104	0.91300	Oversupply
8/2/2020 12:56	0:01	SSA3	0.00586	0.41400	Oversupply
8/2/2020 12:57	0:01	SSA2	0.01126	0.79700	Oversupply
8/2/2020 12:57	0:01	SSA3	0.00573	0.07000	Oversupply
8/2/2020 12:57	0:01	SSA2	0.01126	0.03500	Oversupply
8/2/2020 12:58	0:01	SSA3	0.00586	0.26900	Oversupply
8/2/2020 12:58	0:03	SSA2	0.05888	0.51600	Oversupply
8/2/2020 12:58	0:01	SSA3	0.00573	0.08500	Oversupply
8/2/2020 12:59	0:02	SSA3	0.01629	0.01100	Oversupply
8/2/2020 13:00	0:02	AWE	0.02538	17.00000	Oversupply
8/2/2020 13:01	0:01	SSA3	0.00843	0.05800	Oversupply
8/2/2020 13:01	0:01	SSA2	0.03059	0.06100	Oversupply
8/2/2020 13:02	0:02	SSA3	0.02564	0.02700	Oversupply
8/2/2020 13:02	0:01	SSA2	0.03059	0.02000	Oversupply
8/2/2020 13:03	0:01	SSA2	0.03059	0.01700	Oversupply
8/2/2020 13:03	0:01	SSA2	0.03059	0.01500	Oversupply
8/2/2020 13:04	0:01	SSA3	0.00824	0.04800	Oversupply
8/2/2020 13:04	0:03	SSA2	0.12237	0.03300	Oversupply
8/2/2020 13:05	0:01	SSA3	0.00824	0.04000	Oversupply
8/2/2020 13:05	0:02	SSA3	0.01685	0.04200	Oversupply
8/2/2020 13:06	0:02	KWPll	0.00905	1.08777	Oversupply
8/2/2020 13:07	0:01	SSA3	0.00824	0.07900	Oversupply
8/2/2020 13:08	0:01	SSA3	0.00861	0.05200	Oversupply
8/2/2020 13:08	0:01	SSA2	0.03059	0.11500	Oversupply
8/2/2020 13:08	0:01	SSA3	0.00824	0.07600	Oversupply
8/2/2020 13:09	0:01	SSA2	0.03059	0.11000	Oversupply
8/2/2020 13:09	0:01	SSA3	0.00861	0.27900	Oversupply
8/2/2020 13:10	0:01	SSA2	0.03059	0.15200	Oversupply
8/2/2020 13:10	0:01	SSA3	0.00843	0.59900	Oversupply
8/2/2020 13:10	0:01	SSA2	0.03059	0.13100	Oversupply
8/2/2020 13:12	0:01	SSA2	0.03059	0.21800	Oversupply
8/2/2020 13:12	0:01	SSA3	0.00843	0.77000	Oversupply
8/2/2020 13:20	0:01	SSA3	0.01589	1.50200	Oversupply
8/2/2020 13:20	0:01	SSA2	0.02375	1.81600	Oversupply
8/2/2020 13:21	1:31	SSA3	3.60687	0.10100	Oversupply
8/2/2020 13:21	0:36	SSA2	1.02745	0.02200	Oversupply
8/2/2020 13:22	0:09	KWPll	0.34395	5.24326	Oversupply
8/2/2020 13:32	0:26	KWPll	2.55169	9.65921	Oversupply
8/2/2020 13:34	0:01	AWE	0.00913	14.10000	Oversupply
8/2/2020 13:36	0:01	AWE	0.00384	12.90000	Oversupply
8/2/2020 13:42	0:01	AWE	0.00267	11.50000	Oversupply
8/2/2020 13:46	0:02	AWE	0.01464	13.20000	Oversupply
8/2/2020 13:50	0:01	AWE	0.00075	14.00000	Oversupply
8/2/2020 13:57	0:01	SSA2	0.01993	0.06600	Oversupply
8/2/2020 13:58	0:54	SSA2	1.94230	0.00100	Oversupply
8/2/2020 13:59	0:10	AWE	0.26262	17.10000	Oversupply
8/2/2020 13:59	0:54	KWPll	7.89910	12.94049	Oversupply
8/2/2020 14:10	0:27	AWE	1.41025	17.90000	Oversupply
8/2/2020 14:43	0:01	AWE	0.00456	16.30000	Oversupply
8/2/2020 14:52	0:01	SSA3	0.01085	0.00800	Oversupply
8/2/2020 14:53	0:01	SSA2	0.02747	0.06800	Oversupply
8/2/2020 14:53	0:01	SSA3	0.01230	0.31400	Oversupply
8/2/2020 14:53	0:01	SSA2	0.02747	0.12200	Oversupply
8/2/2020 14:54	0:01	SSA3	0.01109	0.12200	Oversupply
8/2/2020 14:54	0:41	SSA2	1.69198	0.09100	Oversupply
8/2/2020 14:54	0:40	SSA3	1.11877	0.21600	Oversupply
8/2/2020 14:56	1:05	KWPll	11.26502	16.10600	Oversupply
8/2/2020 15:20	0:12	AWE	0.21431	16.60000	Oversupply
8/2/2020 15:34	0:01	SSA3	0.01587	0.00300	Oversupply
8/2/2020 15:35	0:25	SSA2	1.08654	0.01600	Oversupply
8/2/2020 15:35	0:25	SSA3	0.38074	0.01400	Oversupply
8/2/2020 15:44	0:05	AWE	0.04426	16.20000	Oversupply
8/2/2020 15:51	0:02	AWE	0.02196	18.20000	Oversupply
8/2/2020 16:00	0:01	SSA3	0.01644	0.18600	Oversupply
8/2/2020 16:00	0:01	SSA2	0.01757	0.77400	Oversupply





**Maui Curtailment Report**

**August 2020**

Start Date and Time	Duration (minutes)	IPP Curtailed	Estimated Curtailed MWH	Peak MW Curtailed	Reasons for Curtailment
8/2/2020 16:01	0:01	SSA3	0.01644	0.55900	Oversupply
8/2/2020 16:01	0:01	SSA2	0.01757	1.51700	Oversupply
8/2/2020 16:01	0:51	SSA3	0.68833	0.35000	Oversupply
8/2/2020 16:02	0:51	SSA2	1.49730	0.32000	Oversupply
8/2/2020 16:03	0:51	KWP	7.55321	17.83047	Oversupply
8/2/2020 16:52	0:01	SSA3	0.00450	0.01900	Oversupply
8/2/2020 16:53	0:01	SSA2	0.01425	0.10200	Oversupply
8/2/2020 18:04	0:53	SSA2	0.08532	0.26000	Oversupply
8/2/2020 18:04	0:48	SSA3	0.05218	0.19200	Oversupply
8/2/2020 18:05	0:52	KWP	13.79870	19.18369	Oversupply
8/2/2020 18:06	0:43	AWE	2.00985	18.50000	Oversupply
8/2/2020 18:50	0:02	AWE	0.00063	18.40000	Oversupply
8/2/2020 18:59	1:49	KWP	27.25721	19.21064	Oversupply
8/2/2020 20:34	0:10	AWE	0.32306	17.10000	Oversupply
8/2/2020 20:49	1:00	KWP	18.06855	19.19966	Oversupply
8/2/2020 20:53	0:50	AWE	3.29521	19.50000	Oversupply
8/2/2020 21:51	1:06	KWP	18.42266	19.20565	Oversupply
8/2/2020 22:01	0:04	AWE	0.01025	20.00000	Oversupply
8/2/2020 22:14	0:03	AWE	0.03185	18.90000	Oversupply
8/2/2020 22:18	0:09	AWE	0.05894	19.10000	Oversupply
8/2/2020 22:28	0:01	AWE	0.00573	17.30000	Oversupply
8/2/2020 22:37	0:15	AWE	0.54073	17.80000	Oversupply
8/2/2020 22:59	6:32	KWP	121.05590	19.21064	Oversupply
8/2/2020 23:09	0:01	AWE	0.00633	18.20000	Oversupply
8/2/2020 23:11	0:29	AWE	1.06538	18.20000	Oversupply
8/2/2020 23:41	5:25	AWE	33.74349	20.30000	Oversupply
8/3/2020 5:09	0:17	AWE	0.33539	19.70000	Oversupply
8/3/2020 5:32	9:11	KWP	120.10624	18.98011	Oversupply
8/3/2020 6:02	0:01	AWE	0.00536	20.80000	Oversupply
8/3/2020 6:12	8:31	SSA3	16.73372	0.02200	Oversupply
8/3/2020 6:14	8:28	SSA2	16.67454	0.00000	Oversupply
8/3/2020 6:31	10:05	17-2	4.45863	0.75000	Oversupply
8/3/2020 7:15	7:05	AWE	64.94138	21.00000	Oversupply
8/3/2020 9:41	0:01	KWP	0.00350	19.27912	Oversupply
8/3/2020 9:51	0:01	5A	Data is not available	Data is not available	Oversupply
8/3/2020 9:51	0:01	SAG	Data is not available	Data is not available	Oversupply
8/3/2020 9:59	0:01	5A	Data is not available	Data is not available	Oversupply
8/3/2020 9:59	0:01	SAG	Data is not available	Data is not available	Oversupply
8/3/2020 10:02	0:02	5A	Data is not available	Data is not available	Oversupply
8/3/2020 10:02	0:02	SAG	Data is not available	Data is not available	Oversupply
8/3/2020 10:04	0:01	KWP	0.00264	17.43297	Oversupply
8/3/2020 10:06	0:11	5A	Data is not available	Data is not available	Oversupply
8/3/2020 10:06	0:11	SAG	Data is not available	Data is not available	Oversupply
8/3/2020 10:06	0:01	KWP	0.00068	17.85494	Oversupply
8/3/2020 10:09	0:01	KWP	0.00176	15.53407	Oversupply
8/3/2020 10:18	0:03	5A	Data is not available	Data is not available	Oversupply
8/3/2020 10:18	0:03	SAG	Data is not available	Data is not available	Oversupply
8/3/2020 10:21	0:01	KWP	0.00176	14.05714	Oversupply
8/3/2020 10:22	0:04	5A	Data is not available	Data is not available	Oversupply
8/3/2020 10:22	0:04	SAG	Data is not available	Data is not available	Oversupply
8/3/2020 10:27	0:04	5A	Data is not available	Data is not available	Oversupply
8/3/2020 10:27	0:04	SAG	Data is not available	Data is not available	Oversupply
8/3/2020 10:31	0:01	KWP	0.00088	12.31648	Oversupply
8/3/2020 10:32	0:04	5A	Data is not available	Data is not available	Oversupply
8/3/2020 10:32	0:04	SAG	Data is not available	Data is not available	Oversupply
8/3/2020 10:37	0:03	5A	Data is not available	Data is not available	Oversupply
8/3/2020 10:37	0:03	SAG	Data is not available	Data is not available	Oversupply
8/3/2020 10:41	0:01	5A	Data is not available	Data is not available	Oversupply
8/3/2020 10:41	0:01	SAG	Data is not available	Data is not available	Oversupply
8/3/2020 10:43	0:04	5A	Data is not available	Data is not available	Oversupply
8/3/2020 10:43	0:04	SAG	Data is not available	Data is not available	Oversupply
8/3/2020 10:43	0:01	KWP	0.00088	10.89231	Oversupply
8/3/2020 10:48	0:01	5A	Data is not available	Data is not available	Oversupply
8/3/2020 10:48	0:01	SAG	Data is not available	Data is not available	Oversupply
8/3/2020 10:50	0:04	5A	Data is not available	Data is not available	Oversupply
8/3/2020 10:50	0:04	SAG	Data is not available	Data is not available	Oversupply
8/3/2020 10:55	0:06	5A	Data is not available	Data is not available	Oversupply
8/3/2020 10:55	0:06	SAG	Data is not available	Data is not available	Oversupply
8/3/2020 10:55	0:01	KWP	0.00176	9.89011	Oversupply
8/3/2020 10:59	0:01	KWP	0.00088	9.78462	Oversupply
8/3/2020 11:01	0:01	KWP	0.00088	8.99341	Oversupply
8/3/2020 11:02	0:04	5A	Data is not available	Data is not available	Oversupply
8/3/2020 11:02	0:04	SAG	Data is not available	Data is not available	Oversupply
8/3/2020 11:04	0:01	KWP	0.00176	9.25714	Oversupply
8/3/2020 11:07	0:02	5A	Data is not available	Data is not available	Oversupply



**Maui Curtailment Report**

**August 2020**

Start Date and Time	Duration (minutes)	IPP Curtailed	Estimated Curtailed MWH	Peak MW Curtailed	Reasons for Curtailment
8/3/2020 11:07	0:02	SAG	Data is not available	Data is not available	Oversupply
8/3/2020 11:10	0:01	5A	Data is not available	Data is not available	Oversupply
8/3/2020 11:10	0:01	SAG	Data is not available	Data is not available	Oversupply
8/3/2020 11:12	0:04	5A	Data is not available	Data is not available	Oversupply
8/3/2020 11:12	0:04	SAG	Data is not available	Data is not available	Oversupply
8/3/2020 11:16	0:01	KWP	0.00047	12.73846	Oversupply
8/3/2020 11:17	0:02	5A	Data is not available	Data is not available	Oversupply
8/3/2020 11:17	0:02	SAG	Data is not available	Data is not available	Oversupply
8/3/2020 11:20	0:01	5A	Data is not available	Data is not available	Oversupply
8/3/2020 11:20	0:01	SAG	Data is not available	Data is not available	Oversupply
8/3/2020 14:21	0:01	AWE	0.02324	21.00000	Oversupply
8/3/2020 14:23	0:02	AWE	0.02958	21.00000	Oversupply
8/3/2020 14:26	0:01	AWE	0.00924	21.00000	Oversupply
8/3/2020 14:28	0:01	AWE	0.00141	20.90000	Oversupply
8/3/2020 14:34	0:03	AWE	0.04291	21.00000	Oversupply
8/3/2020 14:42	0:01	SSA2	0.04013	0.01100	Oversupply
8/3/2020 14:43	0:01	SSA3	0.01953	0.35500	Oversupply
8/3/2020 14:43	0:01	SSA2	0.04013	1.04500	Oversupply
8/3/2020 14:43	0:01	SSA3	0.01953	1.16400	Oversupply
8/3/2020 14:44	0:01	SSA2	0.04041	0.60400	Oversupply
8/3/2020 14:44	1:49	SSA3	3.65093	0.50600	Oversupply
8/3/2020 14:45	1:49	SSA2	4.41339	0.03700	Oversupply
8/3/2020 14:46	1:49	KWP2	24.25327	18.73861	Oversupply
8/3/2020 15:59	0:04	AWE	0.07072	20.80000	Oversupply
8/3/2020 16:12	0:01	AWE	0.00618	20.90000	Oversupply
8/3/2020 16:15	0:01	AWE	0.00347	21.00000	Oversupply
8/3/2020 16:17	0:06	AWE	0.08654	21.00000	Oversupply
8/3/2020 16:26	0:03	AWE	0.03100	20.80000	Oversupply
8/3/2020 16:33	0:01	SSA3	0.02058	-0.00100	Oversupply
8/3/2020 16:34	0:01	SSA2	0.02186	0.08600	Oversupply
8/3/2020 16:34	0:01	SSA3	0.02013	0.37400	Oversupply
8/3/2020 16:34	0:01	SSA2	0.02186	0.59600	Oversupply
8/3/2020 16:35	0:01	SSA2	0.02186	1.28300	Oversupply
8/3/2020 16:36	1:21	SSA3	1.27370	1.15600	Oversupply
8/3/2020 16:36	1:20	SSA2	1.88947	0.49600	Oversupply
8/3/2020 16:37	1:20	KWP2	11.28511	17.71371	Oversupply
8/3/2020 16:37	1:22	17-2	0.29998	0.64700	Oversupply
8/3/2020 17:56	0:01	SSA2	0.01376	-0.00200	Oversupply
8/3/2020 17:56	0:01	SSA3	0.00283	0.03700	Oversupply
8/3/2020 17:57	0:01	SSA2	0.01376	0.50700	Oversupply
8/3/2020 18:02	0:01	SSA2	0.00292	0.83700	Oversupply
8/3/2020 18:02	0:01	SSA3	0.00199	0.21500	Oversupply
8/3/2020 18:03	0:01	SSA2	0.00292	0.27200	Oversupply
8/3/2020 18:03	0:01	SSA3	0.00204	0.03700	Oversupply
8/3/2020 18:04	0:04	17-2	0.00795	0.14400	Oversupply
8/3/2020 18:04	0:01	SSA2	0.00281	0.36400	Oversupply
8/3/2020 18:04	0:01	SSA3	0.00195	0.00600	Oversupply
8/3/2020 18:04	0:02	SSA2	0.00584	0.15800	Oversupply
8/3/2020 18:05	0:01	SSA3	0.00199	0.00300	Oversupply
8/3/2020 18:05	0:01	SSA3	0.00204	0.08500	Oversupply
8/3/2020 19:27	0:22	KWP2	1.00823	17.71171	Oversupply
8/3/2020 20:42	0:16	KWP2	0.34926	17.71371	Oversupply
8/3/2020 21:33	0:07	KWP2	0.08401	17.71371	Oversupply
8/3/2020 21:47	0:11	KWP2	0.39567	17.71371	Oversupply
8/3/2020 22:00	1:48	KWP2	25.06845	17.71371	Oversupply
8/3/2020 22:51	0:20	AWE	1.03801	20.30000	Oversupply
8/3/2020 23:12	0:28	AWE	1.14586	21.00000	Oversupply
8/3/2020 23:42	0:01	AWE	0.00303	17.00000	Oversupply
8/3/2020 23:50	1:34	KWP2	19.72053	17.71371	Oversupply
8/4/2020 0:50	0:29	AWE	2.63453	21.00000	Oversupply
8/4/2020 1:26	0:12	KWP2	0.61428	14.22785	Oversupply
8/4/2020 2:08	2:51	KWP2	36.23296	17.64585	Oversupply
8/4/2020 2:13	1:54	AWE	11.71719	18.90000	Oversupply
8/4/2020 4:08	0:40	AWE	1.81026	18.80000	Oversupply
8/4/2020 4:49	0:03	AWE	0.06187	21.00000	Oversupply
8/4/2020 5:01	0:02	KWP2	0.02395	3.42398	Oversupply
8/4/2020 5:23	0:07	KWP2	0.05158	8.09042	Oversupply
8/4/2020 5:33	0:07	KWP2	0.13189	8.31397	Oversupply
8/4/2020 7:12	0:01	SSA2	0.00101	0.10200	Oversupply
8/4/2020 7:13	0:01	SSA3	0.00198	0.28200	Oversupply
8/4/2020 7:13	0:11	SSA2	0.05827	0.00500	Oversupply
8/4/2020 7:14	0:09	KWP2	0.14103	4.62951	Oversupply
8/4/2020 7:14	0:13	17-2	0.02317	0.21000	Oversupply
8/4/2020 7:14	0:11	SSA3	0.08354	0.00100	Oversupply
8/4/2020 7:25	0:01	KWP2	0.00068	5.26821	Oversupply



**Maui Curtailment Report**

**August 2020**

Start Date and Time	Duration (minutes)	IPP Curtailed	Estimated Curtailed MWH	Peak MW Curtailed	Reasons for Curtailment
8/4/2020 7:25	0:01	SSA2	0.00508	-0.00100	Oversupply
8/4/2020 7:25	0:01	SSA3	0.00630	0.00100	Oversupply
8/4/2020 7:25	0:01	SSA2	0.00508	0.07700	Oversupply
8/4/2020 7:26	0:01	SSA3	0.00643	0.37900	Oversupply
8/4/2020 7:26	0:01	SSA2	0.00508	0.07900	Oversupply
8/4/2020 7:27	0:01	SSA3	0.00657	0.38000	Oversupply
8/4/2020 7:27	0:01	SSA2	0.00508	0.05600	Oversupply
8/4/2020 7:28	0:15	17-2	0.06143	0.28200	Oversupply
8/4/2020 7:28	0:12	SSA3	0.11157	0.01200	Oversupply
8/4/2020 7:28	0:12	SSA2	0.08907	0.00300	Oversupply
8/4/2020 7:29	0:07	KWPPII	0.12474	5.16142	Oversupply
8/4/2020 7:37	0:04	KWPPII	0.03728	2.67751	Oversupply
8/4/2020 7:40	0:01	SSA3	0.00713	0.22500	Oversupply
8/4/2020 7:40	0:01	SSA2	0.00664	0.07500	Oversupply
8/4/2020 7:41	0:01	SSA3	0.00713	0.65700	Oversupply
8/4/2020 7:41	0:01	SSA2	0.00664	0.12600	Oversupply
8/4/2020 7:42	0:01	SSA3	0.00713	0.26400	Oversupply
8/4/2020 7:44	0:01	SSA2	0.00728	0.41100	Oversupply
8/4/2020 7:45	0:01	SSA3	0.01110	0.83600	Oversupply
8/4/2020 7:45	0:20	SSA2	0.23219	0.29200	Oversupply
8/4/2020 7:45	0:19	SSA3	0.29077	0.07500	Oversupply
8/4/2020 7:46	0:20	KWPPII	0.67720	6.69129	Oversupply
8/4/2020 7:46	9:43	17-2	6.19647	0.75000	Oversupply
8/4/2020 7:54	0:02	AWE	0.02896	20.60000	Oversupply
8/4/2020 8:01	0:03	AWE	0.01315	20.30000	Oversupply
8/4/2020 8:05	0:01	SSA3	0.01408	0.20100	Oversupply
8/4/2020 8:05	0:01	SSA2	0.01253	0.15200	Oversupply
8/4/2020 8:05	0:02	SSA3	0.02786	0.04600	Oversupply
8/4/2020 8:06	0:01	SSA2	0.01229	0.00500	Oversupply
8/4/2020 8:07	0:01	AWE	0.00123	19.30000	Oversupply
8/4/2020 8:07	0:08	KWPPII	0.05884	0.92910	Oversupply
8/4/2020 8:07	0:01	SSA2	0.01253	-0.00200	Oversupply
8/4/2020 8:07	0:15	SSA3	0.30450	0.18600	Oversupply
8/4/2020 8:07	0:15	SSA2	0.22211	0.00200	Oversupply
8/4/2020 8:09	0:02	AWE	0.02647	19.50000	Oversupply
8/4/2020 8:12	6:19	AWE	41.73988	21.00000	Oversupply
8/4/2020 8:22	8:57	SSA2	21.24034	-0.00100	Oversupply
8/4/2020 8:22	6:30	SSA3	16.20693	0.00500	Oversupply
8/4/2020 8:23	0:06	KWPPII	0.01086	0.18462	Oversupply
8/4/2020 9:16	0:05	KWPPII	0.00855	0.15169	Oversupply
8/4/2020 9:28	5:25	KWPPII	46.94053	17.85043	Oversupply
8/4/2020 14:33	0:04	AWE	0.04190	21.00000	Oversupply
8/4/2020 14:42	0:01	AWE	0.00607	21.00000	Oversupply
8/4/2020 14:45	0:02	AWE	0.00213	21.00000	Oversupply
8/4/2020 14:52	0:01	SSA3	0.03260	-0.00200	Oversupply
8/4/2020 14:53	2:26	SSA3	4.33783	0.15500	Oversupply
8/4/2020 14:54	2:26	KWPPII	21.33419	19.08789	Oversupply
8/4/2020 14:56	0:08	AWE	0.33286	21.00000	Oversupply
8/4/2020 17:18	0:01	SSA3	0.01016	0.00200	Oversupply
8/4/2020 17:19	0:01	SSA3	0.00933	0.10800	Oversupply
8/4/2020 17:19	0:04	SSA2	0.08445	0.10000	Oversupply
8/4/2020 17:20	0:04	SSA3	0.04790	0.00200	Oversupply
8/4/2020 17:21	0:03	KWPPII	0.05514	19.12082	Oversupply
8/4/2020 17:24	0:01	SSA2	0.01696	0.02800	Oversupply
8/4/2020 17:24	0:01	SSA3	0.00933	0.00600	Oversupply
8/4/2020 17:24	0:01	SSA3	0.00954	0.05000	Oversupply
8/4/2020 17:25	0:01	SSA2	0.01696	0.04100	Oversupply
8/4/2020 17:25	0:01	SSA2	0.01696	0.24800	Oversupply
8/4/2020 17:26	0:01	SSA3	0.00975	0.59700	Oversupply
8/4/2020 17:26	0:01	SSA2	0.01696	1.21100	Oversupply
8/4/2020 17:27	0:01	SSA3	0.00954	0.37000	Oversupply
8/4/2020 17:28	0:01	SSA3	0.00954	0.76100	Oversupply
8/4/2020 21:02	5:28	KWPPII	86.78792	19.21064	Oversupply
8/4/2020 22:42	0:01	AWE	0.00652	19.70000	Oversupply
8/4/2020 22:44	0:04	AWE	0.02048	17.90000	Oversupply
8/4/2020 22:49	0:56	AWE	2.65891	19.50000	Oversupply
8/5/2020 0:26	1:05	AWE	3.04963	20.50000	Oversupply
8/5/2020 1:34	0:03	AWE	0.03547	15.30000	Oversupply
8/5/2020 1:40	0:12	AWE	0.53656	18.80000	Oversupply
8/5/2020 1:54	0:02	AWE	0.01749	13.80000	Oversupply
8/5/2020 2:01	0:08	AWE	0.21520	15.60000	Oversupply
8/5/2020 2:15	0:02	AWE	0.01413	12.80000	Oversupply
8/5/2020 2:19	0:04	AWE	0.11057	14.80000	Oversupply
8/5/2020 2:24	0:01	AWE	0.01502	12.60000	Oversupply
8/5/2020 2:32	3:10	KWPPII	50.65017	19.21064	Oversupply



**Maui Curtailment Report**

**August 2020**

Start Date and Time	Duration (minutes)	IPP Curtailed	Estimated Curtailed MWH	Peak MW Curtailed	Reasons for Curtailment
8/5/2020 4:01	0:01	AWE	0.00741	9.40000	Oversupply
8/5/2020 4:07	0:03	AWE	0.06426	11.60000	Oversupply
8/5/2020 4:11	0:03	AWE	0.03313	11.20000	Oversupply
8/5/2020 4:20	0:13	AWE	0.66297	16.80000	Oversupply
8/5/2020 4:34	0:23	AWE	1.52136	18.60000	Oversupply
8/5/2020 4:59	0:03	AWE	0.02484	14.80000	Oversupply
8/5/2020 5:04	0:02	AWE	0.00381	15.40000	Oversupply
8/5/2020 5:08	0:09	AWE	0.24448	19.40000	Oversupply
8/5/2020 5:32	0:03	AWE	0.04730	19.80000	Oversupply
8/5/2020 5:44	0:58	KWPll	7.46045	19.18270	Oversupply
8/5/2020 6:12	0:29	SSA3	0.03206	0.00000	Oversupply
8/5/2020 6:15	0:26	SSA2	0.02140	0.00000	Oversupply
8/5/2020 6:36	0:06	17-2	0.00130	0.02100	Oversupply
8/5/2020 6:44	0:01	SSA2	0.00086	0.05700	Oversupply
8/5/2020 6:44	0:01	SSA3	0.00125	0.12600	Oversupply
8/5/2020 6:44	6:40	SSA2	7.35282	0.00000	Oversupply
8/5/2020 6:45	6:41	KWPll	120.80609	19.21064	Oversupply
8/5/2020 6:45	9:36	17-2	4.73122	0.75000	Oversupply
8/5/2020 6:45	4:43	SSA3	7.91162	0.00100	Oversupply
8/5/2020 7:30	0:01	AWE	0.00852	19.80000	Oversupply
8/5/2020 7:32	0:01	AWE	0.00727	19.20000	Oversupply
8/5/2020 7:34	0:26	AWE	0.53408	20.30000	Oversupply
8/5/2020 8:01	0:02	AWE	0.01812	16.10000	Oversupply
8/5/2020 8:07	0:03	AWE	0.02577	17.10000	Oversupply
8/5/2020 8:12	4:44	AWE	42.15755	21.00000	Oversupply
8/5/2020 11:28	0:01	SSA3	0.03662	0.00200	Oversupply
8/5/2020 11:28	1:56	SSA3	5.40667	0.01800	Oversupply
8/5/2020 12:59	0:01	AWE	0.00557	21.00000	Oversupply
8/5/2020 13:01	0:20	AWE	0.82878	21.00000	Oversupply
8/5/2020 13:24	0:01	SSA3	0.03517	-0.00100	Oversupply
8/5/2020 13:25	0:01	SSA2	0.01937	0.07500	Oversupply
8/5/2020 13:25	0:01	SSA3	0.03517	0.57100	Oversupply
8/5/2020 13:26	0:01	SSA2	0.01937	0.66600	Oversupply
8/5/2020 13:26	0:01	SSA3	0.03442	1.20400	Oversupply
8/5/2020 13:26	2:51	SSA2	5.98579	0.79800	Oversupply
8/5/2020 13:27	2:45	SSA3	4.35254	1.38900	Oversupply
8/5/2020 13:28	1:58	KWPll	20.25566	19.16573	Oversupply
8/5/2020 15:27	0:45	KWPll	2.71096	18.94917	Oversupply
8/5/2020 16:11	0:01	SSA3	0.00930	-0.00100	Oversupply
8/5/2020 16:12	0:06	SSA3	0.05667	0.00500	Oversupply
8/5/2020 16:13	0:06	KWPll	0.12579	17.16583	Oversupply
8/5/2020 16:18	0:01	SSA2	0.01534	0.03400	Oversupply
8/5/2020 16:18	0:01	SSA3	0.00533	0.01200	Oversupply
8/5/2020 16:19	0:01	SSA2	0.01534	0.20700	Oversupply
8/5/2020 16:19	0:01	SSA3	0.00533	0.01700	Oversupply
8/5/2020 16:20	0:01	SSA2	0.01534	0.29200	Oversupply
8/5/2020 16:20	0:01	SSA3	0.00545	0.37200	Oversupply
8/5/2020 16:23	0:01	SSA3	0.00545	0.67800	Oversupply
8/5/2020 16:24	0:08	17-2	0.01080	0.12000	Oversupply
8/5/2020 16:24	0:01	SSA3	0.00545	0.67500	Oversupply
8/5/2020 16:24	0:01	SSA2	0.01534	0.66700	Oversupply
8/5/2020 16:24	0:05	SSA3	0.03244	0.00500	Oversupply
8/5/2020 16:25	0:05	KWPll	0.11634	16.76864	Oversupply
8/5/2020 16:25	0:04	SSA2	0.07670	0.25300	Oversupply
8/5/2020 16:29	0:01	SSA3	0.00395	0.20800	Oversupply
8/5/2020 16:29	0:01	SSA2	0.00521	0.24300	Oversupply
8/5/2020 16:30	0:01	SSA3	0.00014	0.34500	Oversupply
8/5/2020 16:30	0:01	SSA2	0.00545	0.50500	Oversupply
8/5/2020 16:33	0:01	SSA2	0.00545	1.80600	Oversupply
8/5/2020 16:34	0:01	SSA2	0.00545	1.90200	Oversupply
8/5/2020 16:38	0:01	SSA3	0.00015	0.47900	Oversupply
8/5/2020 16:38	0:01	SSA3	0.00014	0.47600	Oversupply
8/5/2020 16:39	0:01	17-2	0.00142	0.08800	Oversupply
8/5/2020 21:40	1:28	KWPll	16.34887	18.51107	Oversupply
8/5/2020 22:58	0:01	AWE	0.01057	21.00000	Oversupply
8/5/2020 23:01	0:02	AWE	0.00124	21.00000	Oversupply
8/5/2020 23:11	1:33	KWPll	19.53902	18.73960	Oversupply
8/6/2020 0:02	0:02	AWE	0.01612	18.10000	Oversupply
8/6/2020 0:05	0:06	AWE	0.05603	19.10000	Oversupply
8/6/2020 0:15	0:24	AWE	1.29932	21.00000	Oversupply
8/6/2020 0:45	2:52	KWPll	36.68796	18.42724	Oversupply
8/6/2020 1:55	1:35	AWE	6.72029	21.00000	Oversupply
8/6/2020 3:31	0:01	AWE	0.00723	17.00000	Oversupply
8/6/2020 3:39	0:41	KWPll	6.70403	18.53901	Oversupply
8/6/2020 4:16	0:04	AWE	0.09041	19.70000	Oversupply



**Maui Curtailment Report**

**August 2020**

Start Date and Time	Duration (minutes)	IPP Curtailed	Estimated Curtailed MWH	Peak MW Curtailed	Reasons for Curtailment
8/6/2020 4:21	0:05	KWPPII	0.23704	5.56061	Oversupply
8/6/2020 4:27	0:07	KWPPII	0.21989	5.83604	Oversupply
8/6/2020 4:35	0:04	KWPPII	0.04545	7.21222	Oversupply
8/6/2020 5:01	0:14	KWPPII	0.25754	9.48257	Oversupply
8/6/2020 5:19	0:01	KWPPII	0.00312	8.46166	Oversupply
8/6/2020 5:24	0:56	KWPPII	5.64040	18.63582	Oversupply
8/6/2020 6:15	2:18	SSA2	0.64095	0.00100	Oversupply
8/6/2020 6:20	2:12	SSA3	1.31885	0.03100	Oversupply
8/6/2020 6:21	2:12	KWPPII	14.53463	18.36637	Oversupply
8/6/2020 6:37	1:56	17-2	0.29342	0.52600	Oversupply
8/6/2020 8:19	0:10	AWE	0.23723	20.20000	Oversupply
8/6/2020 8:32	0:01	SSA2	0.01060	0.44200	Oversupply
8/6/2020 8:32	0:01	SSA3	0.01319	0.22500	Oversupply
8/6/2020 8:33	0:01	SSA3	0.01378	0.30700	Oversupply
8/6/2020 8:33	0:01	SSA2	0.01060	0.12200	Oversupply
8/6/2020 8:34	4:31	17-2	2.52308	0.75000	Oversupply
8/6/2020 8:34	2:00	SSA3	4.03258	0.66400	Oversupply
8/6/2020 8:34	2:00	SSA2	2.41966	0.60700	Oversupply
8/6/2020 8:35	0:53	KWPPII	6.63450	14.61905	Oversupply
8/6/2020 8:59	0:03	AWE	0.01801	18.30000	Oversupply
8/6/2020 9:11	0:06	AWE	0.13495	19.40000	Oversupply
8/6/2020 9:21	0:02	AWE	0.00520	19.30000	Oversupply
8/6/2020 9:29	1:06	KWPPII	11.82475	16.53512	Oversupply
8/6/2020 10:19	0:04	AWE	0.05724	16.40000	Oversupply
8/6/2020 10:27	0:04	AWE	0.02178	15.70000	Oversupply
8/6/2020 10:34	0:01	SSA3	0.03581	0.03600	Oversupply
8/6/2020 10:35	0:01	SSA3	0.03357	0.14200	Oversupply
8/6/2020 10:36	0:35	SSA2	0.77627	1.65500	Oversupply
8/6/2020 10:36	0:35	SSA3	1.62299	0.27700	Oversupply
8/6/2020 10:37	0:35	KWPPII	9.02453	18.20869	Oversupply
8/6/2020 10:44	0:01	AWE	0.00625	16.50000	Oversupply
8/6/2020 10:48	0:19	AWE	0.83539	16.30000	Oversupply
8/6/2020 11:11	0:01	SSA2	0.01778	0.00500	Oversupply
8/6/2020 11:11	0:01	SSA3	0.03647	0.05100	Oversupply
8/6/2020 11:12	0:01	SSA2	0.01778	0.45700	Oversupply
8/6/2020 11:12	0:01	SSA3	0.03647	0.14400	Oversupply
8/6/2020 11:13	1:19	SSA2	2.16301	0.59100	Oversupply
8/6/2020 11:13	1:05	SSA3	3.03676	0.11500	Oversupply
8/6/2020 11:14	1:04	KWPPII	9.84859	18.87133	Oversupply
8/6/2020 12:17	0:01	SSA3	0.03582	0.01000	Oversupply
8/6/2020 12:18	0:13	SSA3	0.62893	0.01500	Oversupply
8/6/2020 12:19	0:13	KWPPII	0.50411	12.50039	Oversupply
8/6/2020 12:31	0:01	SSA3	0.03583	0.00800	Oversupply
8/6/2020 12:31	0:01	SSA2	0.03818	0.00000	Oversupply
8/6/2020 12:32	0:20	SSA3	0.93836	0.02300	Oversupply
8/6/2020 12:32	0:20	SSA2	0.88726	0.03200	Oversupply
8/6/2020 12:33	0:15	KWPPII	0.39615	13.68895	Oversupply
8/6/2020 12:49	0:02	KWPPII	0.03213	11.75092	Oversupply
8/6/2020 12:52	0:01	KWPPII	0.01673	10.10929	Oversupply
8/6/2020 12:52	0:01	SSA2	0.03949	0.19500	Oversupply
8/6/2020 12:52	0:01	SSA3	0.03486	0.13100	Oversupply
8/6/2020 12:53	0:01	SSA3	0.03412	0.32100	Oversupply
8/6/2020 12:53	0:01	SSA2	0.03949	0.62300	Oversupply
8/6/2020 12:54	0:01	SSA3	0.03486	0.30700	Oversupply
8/6/2020 12:54	0:01	SSA2	0.03949	0.35600	Oversupply
8/6/2020 12:54	0:01	SSA3	0.03412	0.58900	Oversupply
8/6/2020 12:55	0:01	SSA2	0.03949	0.53400	Oversupply
8/6/2020 12:55	0:01	SSA3	0.03412	0.97600	Oversupply
8/6/2020 12:56	0:01	SSA2	0.03949	0.26800	Oversupply
8/6/2020 12:56	0:01	SSA3	0.03486	0.01700	Oversupply
8/6/2020 12:56	0:01	SSA2	0.03949	0.02300	Oversupply
8/6/2020 12:57	0:03	KWPPII	0.00833	10.16118	Oversupply
8/6/2020 12:57	0:01	SSA3	0.03560	0.28800	Oversupply
8/6/2020 12:57	0:01	SSA2	0.03873	0.29200	Oversupply
8/6/2020 12:58	0:01	SSA3	0.03412	1.10900	Oversupply
8/6/2020 12:58	0:01	SSA2	0.03949	0.02800	Oversupply
8/6/2020 12:58	0:01	SSA3	0.03486	0.01300	Oversupply
8/6/2020 12:59	0:01	SSA2	0.02808	0.07900	Oversupply
8/6/2020 12:59	0:01	SSA3	0.02333	0.44300	Oversupply
8/6/2020 13:00	0:01	SSA2	0.01251	0.54100	Oversupply
8/6/2020 13:00	0:01	SSA3	0.01433	0.69000	Oversupply
8/6/2020 13:01	0:01	SSA3	0.01373	0.42600	Oversupply
8/6/2020 13:01	0:01	SSA2	0.01251	1.05100	Oversupply
8/6/2020 13:01	0:01	SSA3	0.01372	0.29300	Oversupply
8/6/2020 13:02	0:01	SSA2	0.01203	0.71400	Oversupply



**Maui Curtailment Report**

**August 2020**

Start Date and Time	Duration (minutes)	IPP Curtailed	Estimated Curtailed MWH	Peak MW Curtailed	Reasons for Curtailment
8/6/2020 13:02	0:01	SSA3	0.01403	1.28700	Oversupply
8/6/2020 13:02	0:01	SSA2	0.01227	1.06400	Oversupply
8/6/2020 13:03	0:01	SSA3	0.01403	0.90800	Oversupply
8/6/2020 13:03	0:01	SSA2	0.01251	1.70300	Oversupply
8/6/2020 13:04	0:01	SSA3	0.01433	1.67500	Oversupply
8/6/2020 13:08	0:01	SSA3	0.01373	2.76300	Oversupply
8/6/2020 13:08	0:01	SSA2	0.01251	1.85300	Oversupply
8/6/2020 13:09	0:04	17-2	0.03771	0.75000	Oversupply
8/6/2020 13:09	0:01	SSA3	0.01403	2.85300	Oversupply
8/6/2020 13:09	0:01	SSA2	0.01251	0.89200	Oversupply
8/6/2020 13:10	0:01	SSA3	0.01372	1.58700	Oversupply
8/6/2020 13:10	0:01	SSA2	0.01251	2.15800	Oversupply
8/6/2020 13:11	0:01	SSA3	0.01433	2.36100	Oversupply
8/6/2020 13:11	0:01	SSA2	0.01251	1.79200	Oversupply
8/6/2020 13:22	0:01	SSA2	0.00303	2.88900	Oversupply
8/6/2020 13:35	0:01	SSA2	0.01621	2.85700	Oversupply
8/6/2020 13:37	2:41	17-2	1.27080	0.75000	Oversupply
8/6/2020 13:37	0:01	SSA3	0.01605	1.81100	Oversupply
8/6/2020 13:37	0:01	SSA2	0.01621	2.67900	Oversupply
8/6/2020 13:37	0:01	SSA3	0.01605	2.93700	Oversupply
8/6/2020 13:38	0:01	SSA2	0.01621	2.46500	Oversupply
8/6/2020 13:38	0:01	SSA3	0.01571	1.59100	Oversupply
8/6/2020 13:39	0:01	SSA2	0.01621	1.41100	Oversupply
8/6/2020 13:39	0:01	SSA3	0.01605	1.79600	Oversupply
8/6/2020 13:40	0:01	SSA2	0.01621	0.54600	Oversupply
8/6/2020 13:40	0:01	SSA3	0.01605	1.05400	Oversupply
8/6/2020 13:40	0:01	SSA3	0.01571	0.53100	Oversupply
8/6/2020 13:41	0:01	SSA2	0.01621	0.91700	Oversupply
8/6/2020 13:41	2:20	SSA3	5.02012	0.02100	Oversupply
8/6/2020 13:41	2:21	SSA2	6.26854	0.02500	Oversupply
8/6/2020 13:42	2:21	KWPll	22.14438	18.81445	Oversupply
8/6/2020 14:03	0:01	AWE	0.00165	18.50000	Oversupply
8/6/2020 16:01	0:01	SSA3	0.02285	0.00700	Oversupply
8/6/2020 16:02	0:01	SSA3	0.02335	0.04500	Oversupply
8/6/2020 16:02	0:01	SSA2	0.02808	0.24100	Oversupply
8/6/2020 16:03	0:01	SSA3	0.02335	0.10000	Oversupply
8/6/2020 16:03	0:01	SSA2	0.02808	0.19500	Oversupply
8/6/2020 16:04	0:01	SSA3	0.02335	0.21800	Oversupply
8/6/2020 16:04	0:01	SSA2	0.02700	0.34500	Oversupply
8/6/2020 16:05	0:04	SSA3	0.11625	0.07900	Oversupply
8/6/2020 16:05	0:03	SSA2	0.08423	0.01400	Oversupply
8/6/2020 16:06	0:03	KWPll	0.05788	17.18279	Oversupply
8/6/2020 16:08	0:01	SSA2	0.02808	0.12000	Oversupply
8/6/2020 16:08	0:01	SSA3	0.02335	0.15100	Oversupply
8/6/2020 16:08	0:01	SSA2	0.02754	0.17400	Oversupply
8/6/2020 16:10	0:01	SSA3	0.02285	0.12800	Oversupply
8/6/2020 16:11	0:01	SSA3	0.02285	0.14200	Oversupply
8/6/2020 16:11	0:01	SSA2	0.02808	0.51900	Oversupply
8/6/2020 16:11	0:01	SSA3	0.02335	0.35600	Oversupply
8/6/2020 16:12	0:01	SSA2	0.02808	1.24800	Oversupply
8/6/2020 16:12	0:01	SSA3	0.02285	0.72700	Oversupply
8/6/2020 16:13	0:01	SSA2	0.02808	0.55500	Oversupply
8/6/2020 16:13	0:01	SSA3	0.02236	1.09300	Oversupply
8/6/2020 16:14	0:01	SSA2	0.02808	1.10700	Oversupply
8/6/2020 16:14	0:01	SSA3	0.02202	0.67800	Oversupply
8/6/2020 16:14	0:01	SSA2	0.00591	0.44500	Oversupply
8/6/2020 16:15	0:01	SSA3	0.00020	0.79900	Oversupply
8/6/2020 16:15	0:01	SSA3	0.00021	1.14200	Oversupply
8/6/2020 16:15	0:01	SSA2	0.00421	1.67300	Oversupply
8/6/2020 16:16	0:01	SSA3	0.00020	1.68700	Oversupply
8/6/2020 16:16	0:01	SSA2	0.00421	1.77200	Oversupply
8/6/2020 16:17	0:01	SSA3	0.00020	1.66300	Oversupply
8/6/2020 16:22	0:01	17-2	0.00027	0.14300	Oversupply
8/6/2020 22:12	6:44	KWPll	53.70141	19.21064	Oversupply
8/7/2020 6:57	0:01	SSA3	0.00024	0.16600	Oversupply
8/7/2020 6:58	0:01	17-2	0.00020	0.07200	Oversupply
8/7/2020 6:59	2:39	SSA3	2.81318	0.15400	Oversupply
8/7/2020 6:59	2:39	SSA2	1.46361	0.01400	Oversupply
8/7/2020 7:00	2:49	17-2	0.67755	0.75000	Oversupply
8/7/2020 7:01	2:39	KWPll	20.72703	19.20964	Oversupply
8/7/2020 9:38	0:01	SSA3	0.02379	0.00500	Oversupply
8/7/2020 9:38	0:01	SSA2	0.00967	0.02400	Oversupply
8/7/2020 9:39	0:01	SSA3	0.02379	0.23900	Oversupply
8/7/2020 9:39	0:01	SSA2	0.00967	0.17800	Oversupply
8/7/2020 9:40	0:01	SSA3	0.02327	0.60200	Oversupply



**Maui Curtailment Report**

**August 2020**

Start Date and Time	Duration (minutes)	IPP Curtailed	Estimated Curtailed MWH	Peak MW Curtailed	Reasons for Curtailment
8/7/2020 9:40	0:01	SSA2	0.00967	0.35500	Oversupply
8/7/2020 9:40	0:01	SSA3	0.02430	1.09400	Oversupply
8/7/2020 9:41	0:01	SSA2	0.00967	0.48000	Oversupply
8/7/2020 9:41	0:01	SSA3	0.02379	1.42500	Oversupply
8/7/2020 9:42	0:01	SSA2	0.00967	0.19100	Oversupply
8/7/2020 9:42	0:01	SSA3	0.02379	0.06800	Oversupply
8/7/2020 9:43	0:01	SSA2	0.00949	0.14700	Oversupply
8/7/2020 9:43	0:01	SSA3	0.02430	0.32300	Oversupply
8/7/2020 9:43	0:01	SSA2	0.00967	0.50800	Oversupply
8/7/2020 9:43	0:01	SSA3	0.02327	1.86700	Oversupply
8/7/2020 9:44	0:01	SSA3	0.01063	0.42200	Oversupply
8/7/2020 9:44	0:01	SSA2	0.00305	0.47000	Oversupply
8/7/2020 9:45	0:01	SSA3	0.00414	0.47300	Oversupply
8/7/2020 9:45	0:01	SSA2	0.00064	0.20100	Oversupply
8/7/2020 9:46	0:01	SSA3	0.00414	1.78800	Oversupply
8/7/2020 9:46	0:01	SSA2	0.00064	0.45100	Oversupply
8/7/2020 9:47	0:01	SSA3	0.00405	1.41900	Oversupply
8/7/2020 9:47	0:01	SSA2	0.00064	0.52100	Oversupply
8/7/2020 9:56	0:01	SSA2	0.00064	0.95400	Oversupply
8/7/2020 9:56	0:01	SSA3	0.00397	2.37000	Oversupply
8/7/2020 10:02	0:02	SSA2	0.00197	0.85100	Oversupply
8/7/2020 10:02	0:01	SSA3	0.00438	2.46200	Oversupply
8/7/2020 10:03	0:01	17-2	0.00475	0.29800	Oversupply
8/7/2020 10:15	0:01	17-2	0.00285	0.67900	Oversupply
8/7/2020 10:16	0:01	SSA3	0.00613	2.73600	Oversupply
8/7/2020 10:16	0:01	SSA2	0.00094	1.14800	Oversupply
8/7/2020 10:16	0:01	SSA3	0.00600	2.76100	Oversupply
8/7/2020 10:18	0:06	17-2	0.04332	0.75000	Oversupply
8/7/2020 10:20	0:01	SSA2	0.00094	1.07300	Oversupply
8/7/2020 10:20	0:01	SSA3	0.00587	2.27000	Oversupply
8/7/2020 10:21	0:01	SSA2	0.00094	0.97000	Oversupply
8/7/2020 10:21	0:01	SSA3	0.00587	1.61400	Oversupply
8/7/2020 10:21	0:01	SSA2	0.00094	0.27800	Oversupply
8/7/2020 10:22	0:01	SSA3	0.00613	0.79300	Oversupply
8/7/2020 10:23	0:01	SSA3	0.00587	0.49300	Oversupply
8/7/2020 10:25	0:03	17-2	0.01075	0.75000	Oversupply
8/7/2020 10:49	0:07	17-2	0.04409	0.75000	Oversupply
8/7/2020 10:50	0:01	SSA2	0.00144	1.66700	Oversupply
8/7/2020 10:52	0:01	SSA2	0.00144	1.50900	Oversupply
8/7/2020 10:52	0:01	SSA3	0.00812	2.82400	Oversupply
8/7/2020 10:53	0:01	SSA3	0.00812	0.55200	Oversupply
8/7/2020 10:53	0:01	SSA2	0.00144	1.32300	Oversupply
8/7/2020 10:54	0:01	SSA3	0.00812	1.92300	Oversupply
8/7/2020 10:54	0:01	SSA2	0.00144	0.09500	Oversupply
8/7/2020 10:56	0:01	SSA3	0.00812	2.86400	Oversupply
8/7/2020 10:57	0:04	17-2	0.04382	0.75000	Oversupply
8/7/2020 10:57	0:01	SSA2	0.00144	1.18600	Oversupply
8/7/2020 10:57	0:01	SSA3	0.00794	1.37900	Oversupply
8/7/2020 10:58	0:01	SSA2	0.00144	0.10300	Oversupply
8/7/2020 10:58	0:01	SSA3	0.00812	1.99700	Oversupply
8/7/2020 10:59	0:01	SSA3	0.00812	2.37300	Oversupply
8/7/2020 10:59	0:01	SSA2	0.00144	1.02300	Oversupply
8/7/2020 10:59	0:01	SSA3	0.00306	1.59800	Oversupply
8/7/2020 11:14	0:01	17-2	0.00124	0.75000	Oversupply
8/7/2020 11:16	0:04	17-2	0.01656	0.75000	Oversupply
8/7/2020 11:17	0:01	SSA3	0.00263	2.60500	Oversupply
8/7/2020 11:19	0:01	SSA3	0.00263	2.34300	Oversupply
8/7/2020 11:37	0:01	SSA2	0.00408	1.07400	Oversupply
8/7/2020 11:38	0:10	17-2	0.07324	0.75000	Oversupply
8/7/2020 11:38	0:01	SSA3	0.01005	2.45500	Oversupply
8/7/2020 11:38	0:01	SSA2	0.00400	0.24100	Oversupply
8/7/2020 11:39	0:01	SSA3	0.00984	1.99500	Oversupply
8/7/2020 11:39	0:01	SSA2	0.00408	0.37400	Oversupply
8/7/2020 11:39	0:01	SSA3	0.00984	1.38000	Oversupply
8/7/2020 11:40	0:01	SSA3	0.00984	1.05800	Oversupply
8/7/2020 11:40	0:01	SSA2	0.00408	0.54500	Oversupply
8/7/2020 11:41	0:01	SSA3	0.00984	0.82900	Oversupply
8/7/2020 11:41	0:01	SSA2	0.00408	0.20100	Oversupply
8/7/2020 11:42	0:01	SSA3	0.00962	1.54900	Oversupply
8/7/2020 11:42	0:01	SSA2	0.00408	0.25300	Oversupply
8/7/2020 11:42	0:01	SSA3	0.01005	1.22000	Oversupply
8/7/2020 11:43	0:01	SSA2	0.00408	0.38400	Oversupply
8/7/2020 11:43	0:01	SSA3	0.01005	0.35800	Oversupply
8/7/2020 11:44	0:01	SSA2	0.00408	0.50600	Oversupply
8/7/2020 11:44	0:01	SSA3	0.01408	0.23500	Oversupply



**Maui Curtailment Report**

**August 2020**

Start Date and Time	Duration (minutes)	IPP Curtailed	Estimated Curtailed MWH	Peak MW Curtailed	Reasons for Curtailment
8/7/2020 11:44	0:01	SSA2	0.00045	0.12200	Oversupply
8/7/2020 11:45	0:01	SSA3	0.03220	0.03700	Oversupply
8/7/2020 11:45	0:01	SSA2	0.01075	0.52400	Oversupply
8/7/2020 11:45	0:01	SSA3	0.03219	0.13400	Oversupply
8/7/2020 11:52	0:01	SSA2	0.01075	2.65400	Oversupply
8/7/2020 11:52	0:01	SSA3	0.03151	1.46900	Oversupply
8/7/2020 11:53	0:23	17-2	0.14674	0.75000	Oversupply
8/7/2020 11:53	0:01	SSA2	0.01034	2.53000	Oversupply
8/7/2020 11:53	0:01	SSA3	0.03220	2.98300	Oversupply
8/7/2020 11:54	0:01	SSA2	0.01075	0.88000	Oversupply
8/7/2020 11:54	0:01	SSA3	0.03219	1.01900	Oversupply
8/7/2020 11:55	0:02	KWPPII	0.01459	10.72004	Oversupply
8/7/2020 11:55	0:02	SSA3	0.09590	0.00800	Oversupply
8/7/2020 11:55	0:02	SSA2	0.02151	0.56800	Oversupply
8/7/2020 11:57	0:02	SSA2	0.02151	0.00100	Oversupply
8/7/2020 11:57	0:01	SSA3	0.03151	-0.00400	Oversupply
8/7/2020 11:58	0:05	SSA3	0.16788	-0.00400	Oversupply
8/7/2020 11:58	0:04	SSA2	0.06458	0.00500	Oversupply
8/7/2020 11:59	0:04	KWPPII	0.05076	11.50642	Oversupply
8/7/2020 12:02	0:02	SSA3	0.05137	0.00000	Oversupply
8/7/2020 12:03	0:02	SSA2	0.02664	0.00900	Oversupply
8/7/2020 12:04	0:01	SSA3	0.02624	0.06100	Oversupply
8/7/2020 12:04	0:01	SSA2	0.01332	0.10200	Oversupply
8/7/2020 12:05	0:01	SSA3	0.02512	0.09600	Oversupply
8/7/2020 12:05	0:01	SSA2	0.01332	0.03800	Oversupply
8/7/2020 12:06	0:01	SSA3	0.02624	0.04700	Oversupply
8/7/2020 12:06	0:01	SSA2	0.01332	0.09500	Oversupply
8/7/2020 12:06	0:01	SSA3	0.02512	0.08100	Oversupply
8/7/2020 12:07	0:01	SSA2	0.01332	0.45600	Oversupply
8/7/2020 12:07	0:01	SSA3	0.02512	0.34400	Oversupply
8/7/2020 12:08	0:01	SSA2	0.01332	1.22900	Oversupply
8/7/2020 12:08	0:01	SSA3	0.02624	0.79500	Oversupply
8/7/2020 12:09	0:01	SSA3	0.02624	1.24700	Oversupply
8/7/2020 12:09	0:01	SSA2	0.01307	1.38900	Oversupply
8/7/2020 12:09	0:01	SSA3	0.02513	2.03300	Oversupply
8/7/2020 12:09	0:01	SSA2	0.01332	1.52600	Oversupply
8/7/2020 12:10	0:01	SSA3	0.02624	2.46100	Oversupply
8/7/2020 12:10	0:01	SSA2	0.01332	0.60800	Oversupply
8/7/2020 12:11	0:01	SSA3	0.02513	0.52900	Oversupply
8/7/2020 12:12	0:01	SSA3	0.02568	1.55200	Oversupply
8/7/2020 12:16	0:01	SSA3	0.02870	2.22000	Oversupply
8/7/2020 12:16	0:01	SSA2	0.02055	1.07100	Oversupply
8/7/2020 12:17	1:44	17-2	0.82081	0.75000	Oversupply
8/7/2020 12:17	0:01	SSA3	0.02809	1.69000	Oversupply
8/7/2020 12:17	0:01	SSA2	0.02055	0.11800	Oversupply
8/7/2020 12:18	0:01	SSA3	0.02870	1.31300	Oversupply
8/7/2020 12:18	0:01	SSA2	0.02055	0.35400	Oversupply
8/7/2020 12:19	0:01	SSA3	0.02747	0.42500	Oversupply
8/7/2020 12:19	0:01	SSA2	0.02055	0.20700	Oversupply
8/7/2020 12:19	0:01	SSA3	0.02748	0.28300	Oversupply
8/7/2020 12:20	0:01	SSA2	0.02055	0.02600	Oversupply
8/7/2020 12:20	0:01	SSA3	0.02747	0.10800	Oversupply
8/7/2020 12:21	0:01	SSA2	0.02055	0.05500	Oversupply
8/7/2020 12:21	0:01	SSA3	0.02931	0.05000	Oversupply
8/7/2020 12:22	0:01	SSA2	0.02055	0.12200	Oversupply
8/7/2020 12:22	0:01	SSA3	0.02809	0.44900	Oversupply
8/7/2020 12:22	0:29	SSA2	0.74555	0.04400	Oversupply
8/7/2020 12:23	0:28	SSA3	1.26210	0.07900	Oversupply
8/7/2020 12:24	0:18	KWPPII	0.87040	16.14891	Oversupply
8/7/2020 12:43	0:08	KWPPII	0.26606	13.21692	Oversupply
8/7/2020 12:51	0:01	SSA3	0.03564	0.01400	Oversupply
8/7/2020 12:51	0:01	SSA2	0.02166	0.27400	Oversupply
8/7/2020 12:52	0:01	SSA3	0.03488	0.10700	Oversupply
8/7/2020 12:52	0:01	SSA2	0.02166	0.27900	Oversupply
8/7/2020 12:52	0:01	SSA3	0.03792	0.17600	Oversupply
8/7/2020 12:53	0:01	SSA2	0.02166	0.30600	Oversupply
8/7/2020 12:53	0:01	SSA3	0.03412	0.62800	Oversupply
8/7/2020 12:54	0:01	SSA2	0.02166	0.45200	Oversupply
8/7/2020 12:54	0:01	SSA3	0.03488	0.71100	Oversupply
8/7/2020 12:54	0:02	SSA2	0.04332	0.10800	Oversupply
8/7/2020 12:55	0:01	SSA3	0.03412	0.01800	Oversupply
8/7/2020 12:55	0:01	SSA3	0.03564	0.45300	Oversupply
8/7/2020 12:56	0:01	SSA2	0.02166	0.02000	Oversupply
8/7/2020 12:56	0:03	SSA3	0.13878	0.05800	Oversupply
8/7/2020 12:57	0:02	SSA2	0.04332	0.00700	Oversupply





**Maui Curtailment Report**

**August 2020**

Start Date and Time	Duration (minutes)	IPP Curtailed	Estimated Curtailed MWH	Peak MW Curtailed	Reasons for Curtailment
8/7/2020 12:59	0:01	SSA2	0.02037	-0.00300	Oversupply
8/7/2020 12:59	0:01	SSA3	0.02752	0.40300	Oversupply
8/7/2020 13:00	0:01	SSA2	0.02262	0.48800	Oversupply
8/7/2020 13:00	0:01	SSA3	0.02451	1.83300	Oversupply
8/7/2020 13:01	0:01	SSA2	0.02262	1.19100	Oversupply
8/7/2020 13:01	0:01	SSA3	0.02451	2.20000	Oversupply
8/7/2020 13:01	0:01	SSA2	0.02262	1.37100	Oversupply
8/7/2020 13:02	0:01	SSA3	0.02451	2.12100	Oversupply
8/7/2020 13:02	0:01	SSA2	0.02262	1.07400	Oversupply
8/7/2020 13:04	0:01	SSA3	0.02451	2.24100	Oversupply
8/7/2020 13:04	0:01	SSA2	0.02218	1.27100	Oversupply
8/7/2020 13:05	0:01	SSA3	0.02451	2.24400	Oversupply
8/7/2020 13:05	0:01	SSA2	0.02479	1.06500	Oversupply
8/7/2020 13:05	0:01	SSA3	0.02504	0.78800	Oversupply
8/7/2020 13:06	0:01	SSA2	0.02262	0.09100	Oversupply
8/7/2020 13:06	0:01	SSA3	0.02451	1.21400	Oversupply
8/7/2020 13:07	0:01	SSA2	0.02262	0.92700	Oversupply
8/7/2020 13:07	0:01	SSA3	0.02504	0.78600	Oversupply
8/7/2020 13:08	0:03	SSA2	0.09046	0.05300	Oversupply
8/7/2020 13:08	0:03	SSA3	0.10069	0.10800	Oversupply
8/7/2020 13:09	0:03	KWP11	0.03431	12.98140	Oversupply
8/7/2020 13:11	0:01	SSA3	0.02451	-0.00300	Oversupply
8/7/2020 13:11	0:01	SSA2	0.02262	0.06100	Oversupply
8/7/2020 13:12	0:01	SSA3	0.02504	-0.00400	Oversupply
8/7/2020 13:12	0:01	SSA2	0.02262	0.14800	Oversupply
8/7/2020 13:13	0:01	SSA3	0.02451	-0.00400	Oversupply
8/7/2020 13:13	0:01	SSA2	0.02262	0.10800	Oversupply
8/7/2020 13:13	0:01	SSA3	0.02504	-0.00400	Oversupply
8/7/2020 13:14	0:01	SSA2	0.02218	0.15900	Oversupply
8/7/2020 13:14	0:01	SSA3	0.02994	0.09300	Oversupply
8/7/2020 13:14	0:01	SSA2	0.02828	0.33400	Oversupply
8/7/2020 13:15	0:01	SSA3	0.03524	0.30900	Oversupply
8/7/2020 13:15	0:01	SSA2	0.02149	0.54900	Oversupply
8/7/2020 13:16	0:01	SSA3	0.03524	0.68400	Oversupply
8/7/2020 13:16	0:01	SSA2	0.02149	1.28000	Oversupply
8/7/2020 13:16	0:01	SSA3	0.03601	0.97100	Oversupply
8/7/2020 13:17	0:33	SSA2	0.77881	0.22200	Oversupply
8/7/2020 13:17	0:33	SSA3	1.41403	0.12000	Oversupply
8/7/2020 13:19	0:32	KWP11	2.41191	14.83361	Oversupply
8/7/2020 13:50	0:01	SSA2	0.01817	0.01300	Oversupply
8/7/2020 13:50	0:01	SSA3	0.03423	0.04200	Oversupply
8/7/2020 13:51	0:01	SSA2	0.01817	0.29900	Oversupply
8/7/2020 13:51	0:01	SSA3	0.03350	0.14700	Oversupply
8/7/2020 13:52	0:01	SSA2	0.01817	0.47800	Oversupply
8/7/2020 13:52	0:01	SSA3	0.03350	0.12200	Oversupply
8/7/2020 13:53	0:01	SSA2	0.01817	1.00200	Oversupply
8/7/2020 13:53	0:01	SSA3	0.03423	0.13700	Oversupply
8/7/2020 13:53	0:01	SSA2	0.01817	0.83600	Oversupply
8/7/2020 13:53	0:01	SSA3	0.03278	0.17200	Oversupply
8/7/2020 13:54	0:01	SSA3	0.03423	0.04700	Oversupply
8/7/2020 13:54	0:01	SSA2	0.01817	0.01400	Oversupply
8/7/2020 13:55	0:01	SSA3	0.03350	0.44700	Oversupply
8/7/2020 13:55	0:01	SSA2	0.01817	0.55700	Oversupply
8/7/2020 13:56	0:01	SSA3	0.03423	0.39800	Oversupply
8/7/2020 13:56	0:01	SSA2	0.01817	0.21100	Oversupply
8/7/2020 13:57	0:01	SSA3	0.03350	0.73200	Oversupply
8/7/2020 13:57	0:01	SSA2	0.01817	0.20500	Oversupply
8/7/2020 13:57	0:01	SSA3	0.03642	0.34100	Oversupply
8/7/2020 13:58	0:01	SSA2	0.01817	0.48500	Oversupply
8/7/2020 13:58	0:01	SSA3	0.03350	1.12600	Oversupply
8/7/2020 13:59	0:01	SSA2	0.01817	0.45100	Oversupply
8/7/2020 13:59	0:01	SSA3	0.02826	1.53300	Oversupply
8/7/2020 14:50	0:01	SSA3	0.00606	1.32700	Oversupply
8/7/2020 14:50	0:01	SSA2	0.00630	1.95200	Oversupply
8/7/2020 14:51	0:01	SSA3	0.00580	1.61700	Oversupply
8/7/2020 14:51	0:01	SSA3	0.00606	0.98000	Oversupply
8/7/2020 14:51	0:01	SSA2	0.00630	0.73500	Oversupply
8/7/2020 14:52	0:01	SSA3	0.00593	0.08300	Oversupply
8/7/2020 14:52	0:01	SSA2	0.00630	0.54700	Oversupply
8/7/2020 14:53	0:01	SSA3	0.00593	0.58600	Oversupply
8/7/2020 14:53	0:01	SSA2	0.00630	0.10200	Oversupply
8/7/2020 14:54	0:01	SSA3	0.00606	0.82300	Oversupply
8/7/2020 14:54	0:01	SSA2	0.00630	0.45200	Oversupply
8/7/2020 14:54	0:01	SSA3	0.00606	0.76700	Oversupply
8/7/2020 14:58	0:01	SSA2	0.00630	1.08900	Oversupply



Maui Curtailment Report

August 2020

Start Date and Time	Duration (minutes)	IPP Curtailed	Estimated Curtailed MWH	Peak MW Curtailed	Reasons for Curtailment
8/7/2020 14:58	0:01	SSA3	0.00593	2.76200	Oversupply
8/7/2020 14:59	0:10	17-2	0.02566	0.21100	Oversupply
8/7/2020 14:59	0:01	SSA3	0.00386	2.51600	Oversupply
8/7/2020 14:59	0:01	SSA2	0.00568	1.10500	Oversupply
8/7/2020 15:00	0:01	SSA3	0.00580	0.24500	Oversupply
8/7/2020 15:01	0:01	SSA3	0.00605	0.34600	Oversupply
8/7/2020 15:02	0:01	SSA2	0.00327	1.00300	Oversupply
8/7/2020 15:13	0:01	SSA3	0.00567	2.82800	Oversupply
8/7/2020 15:13	0:01	SSA2	0.00327	1.50600	Oversupply
8/7/2020 15:14	0:01	SSA3	0.00580	1.93700	Oversupply
8/7/2020 15:14	0:01	SSA2	0.00293	0.76800	Oversupply
8/7/2020 15:30	0:01	SSA3	-0.00056	2.92200	Oversupply
8/7/2020 15:33	0:01	SSA2	-0.00008	1.46100	Oversupply
8/7/2020 15:34	0:01	17-2	0.00003	0.25300	Oversupply
8/7/2020 15:34	0:01	SSA2	-0.00008	1.48300	Oversupply
8/7/2020 15:50	0:01	SSA2	-0.00234	1.30300	Oversupply
8/7/2020 15:51	0:01	17-2	0.00010	0.13200	Oversupply
8/7/2020 16:10	0:01	SSA2	0.00740	1.81700	Oversupply
8/7/2020 16:11	0:38	17-2	0.09502	0.29800	Oversupply
8/7/2020 16:11	0:01	SSA3	0.00119	1.02500	Oversupply
8/7/2020 16:11	0:01	SSA2	0.00740	1.41100	Oversupply
8/7/2020 16:11	0:01	SSA3	0.00117	1.20800	Oversupply
8/7/2020 16:12	0:01	SSA2	0.00740	0.17200	Oversupply
8/7/2020 16:12	0:01	SSA3	0.00119	0.44000	Oversupply
8/7/2020 16:13	0:01	SSA2	0.00740	0.81300	Oversupply
8/7/2020 16:13	0:08	SSA3	0.14394	0.25000	Oversupply
8/7/2020 16:13	0:18	SSA2	0.69513	0.04500	Oversupply
8/7/2020 16:15	0:17	KWPll	0.41159	17.56501	Oversupply
8/7/2020 16:21	0:01	SSA3	0.01790	0.00500	Oversupply
8/7/2020 16:21	0:09	SSA3	0.20647	-0.00200	Oversupply
8/7/2020 16:31	0:01	SSA3	0.01218	0.05600	Oversupply
8/7/2020 16:32	0:01	SSA2	0.02657	0.08400	Oversupply
8/7/2020 16:32	0:01	SSA3	0.01218	0.06800	Oversupply
8/7/2020 16:32	0:02	SSA3	0.02463	-0.00100	Oversupply
8/7/2020 16:32	0:02	SSA2	0.05314	-0.00200	Oversupply
8/7/2020 16:33	0:02	KWPll	0.02674	18.47315	Oversupply
8/7/2020 16:34	0:01	SSA3	0.01245	0.01900	Oversupply
8/7/2020 16:34	0:01	SSA2	0.02657	0.22000	Oversupply
8/7/2020 16:35	0:01	SSA3	0.01192	0.12000	Oversupply
8/7/2020 16:35	0:01	SSA2	0.02606	0.74000	Oversupply
8/7/2020 16:35	0:01	SSA3	0.01218	0.11900	Oversupply
8/7/2020 16:36	0:01	SSA2	0.02657	0.69100	Oversupply
8/7/2020 16:36	0:01	SSA3	0.01245	0.11500	Oversupply
8/7/2020 16:37	0:01	SSA2	0.02657	1.04500	Oversupply
8/7/2020 16:37	0:01	SSA3	0.01245	0.08700	Oversupply
8/7/2020 16:38	0:01	SSA2	0.02657	0.18100	Oversupply
8/7/2020 16:38	0:01	SSA3	0.01192	0.07300	Oversupply
8/7/2020 16:38	0:03	SSA2	0.07971	0.42700	Oversupply
8/7/2020 16:39	0:01	SSA3	0.01218	0.20600	Oversupply
8/7/2020 16:39	0:01	KWPll	0.00228	19.14278	Oversupply
8/7/2020 16:39	0:02	SSA3	0.02516	0.02600	Oversupply
8/7/2020 16:41	0:01	SSA3	0.01192	0.01200	Oversupply
8/7/2020 16:41	0:01	SSA2	0.02657	0.03700	Oversupply
8/7/2020 16:42	0:01	SSA3	0.01192	0.46800	Oversupply
8/7/2020 16:42	0:01	SSA2	0.02657	0.13400	Oversupply
8/7/2020 16:42	0:01	SSA3	0.01245	0.06700	Oversupply
8/7/2020 16:43	0:01	SSA2	0.02657	0.12800	Oversupply
8/7/2020 16:43	0:01	SSA3	0.01192	0.28700	Oversupply
8/7/2020 16:44	0:01	SSA2	0.02642	0.12600	Oversupply
8/7/2020 16:44	0:01	SSA3	0.01151	0.16400	Oversupply
8/7/2020 16:45	0:01	SSA2	0.01100	0.16100	Oversupply
8/7/2020 16:45	0:01	SSA3	0.00227	0.20400	Oversupply
8/7/2020 16:45	0:01	SSA2	0.01100	0.13300	Oversupply
8/7/2020 16:45	0:01	SSA3	0.00214	0.21100	Oversupply
8/7/2020 16:46	0:01	SSA3	0.00214	0.15100	Oversupply
8/7/2020 16:46	0:01	SSA2	0.01100	0.51200	Oversupply
8/7/2020 16:47	0:01	SSA3	0.00218	0.53000	Oversupply
8/7/2020 16:47	0:01	SSA2	0.01100	0.86000	Oversupply
8/7/2020 16:51	0:01	SSA3	0.00214	0.53300	Oversupply
8/7/2020 16:51	0:01	SSA2	0.01100	1.39000	Oversupply
8/7/2020 16:52	0:10	17-2	0.01463	0.15300	Oversupply
8/7/2020 16:52	0:01	SSA3	0.00214	0.53900	Oversupply
8/7/2020 16:52	0:01	SSA2	0.01100	1.34300	Oversupply
8/7/2020 16:52	0:01	SSA3	0.00214	0.39100	Oversupply
8/7/2020 16:54	0:01	SSA3	0.00214	0.53500	Oversupply



**Maui Curtailment Report**

**August 2020**

Start Date and Time	Duration (minutes)	IPP Curtailed	Estimated Curtailed MWH	Peak MW Curtailed	Reasons for Curtailment
8/7/2020 16:54	0:01	SSA2	0.01100	1.36500	Oversupply
8/7/2020 16:55	0:01	SSA3	0.00214	0.07200	Oversupply
8/7/2020 16:55	0:01	SSA2	0.01100	0.97100	Oversupply
8/7/2020 16:55	0:01	SSA3	0.00214	0.48700	Oversupply
8/7/2020 16:56	0:01	SSA3	0.00209	0.43700	Oversupply
8/7/2020 16:57	0:01	SSA2	0.01100	0.83800	Oversupply
8/7/2020 16:57	0:01	SSA3	0.00214	0.05400	Oversupply
8/7/2020 16:57	0:01	SSA2	0.01100	0.24200	Oversupply
8/7/2020 16:58	0:01	SSA3	0.00214	0.29300	Oversupply
8/7/2020 16:58	0:01	SSA2	0.01100	0.25500	Oversupply
8/7/2020 16:59	0:01	SSA3	0.00209	0.11700	Oversupply
8/7/2020 16:59	0:01	SSA2	0.00657	0.16700	Oversupply
8/7/2020 16:59	0:01	SSA3	0.00031	0.37400	Oversupply
8/7/2020 17:00	0:01	SSA3	-0.00023	0.29700	Oversupply
8/7/2020 17:00	0:01	SSA2	0.00242	0.21000	Oversupply
8/7/2020 22:09	2:08	KWP	30.48806	20.70757	Oversupply
8/7/2020 23:25	0:01	AWE	0.00191	21.00000	Oversupply
8/7/2020 23:27	0:01	AWE	0.00441	21.00000	Oversupply
8/7/2020 23:55	0:08	AWE	0.15797	21.00000	Oversupply
8/8/2020 0:05	0:08	AWE	0.13451	21.00000	Oversupply
8/8/2020 0:19	1:49	KWP	26.09099	20.70657	Oversupply
8/8/2020 0:30	0:01	AWE	0.00738	19.40000	Oversupply
8/8/2020 0:55	0:05	AWE	0.14055	21.00000	Oversupply
8/8/2020 1:23	0:07	AWE	0.22853	15.30000	Oversupply
8/8/2020 1:31	0:03	AWE	0.03711	14.90000	Oversupply
8/8/2020 1:40	0:03	AWE	0.04756	14.20000	Oversupply
8/8/2020 1:58	0:01	AWE	0.01455	19.80000	Oversupply
8/8/2020 2:16	2:22	KWP	34.29130	20.50000	Oversupply
8/8/2020 2:49	0:05	AWE	0.06478	18.70000	Oversupply
8/8/2020 2:55	1:15	AWE	6.51009	20.00000	Oversupply
8/8/2020 4:11	0:03	AWE	0.03817	10.60000	Oversupply
8/8/2020 4:17	0:02	AWE	0.00598	9.00000	Oversupply
8/8/2020 4:20	0:01	AWE	0.01847	10.60000	Oversupply
8/8/2020 4:22	0:07	AWE	0.21800	11.40000	Oversupply
8/8/2020 4:30	0:01	AWE	0.00120	9.20000	Oversupply
8/8/2020 4:32	0:01	AWE	0.01903	10.00000	Oversupply
8/8/2020 4:40	11:09	KWP	206.47332	20.70757	Oversupply
8/8/2020 5:28	10:08	AWE	168.47476	21.00000	Oversupply
8/8/2020 6:14	9:35	SSA3	19.37690	0.01300	Oversupply
8/8/2020 6:16	9:33	SSA2	16.90328	0.00200	Oversupply
8/8/2020 6:34	10:21	17-2	5.15759	0.75000	Oversupply
8/8/2020 8:14	0:01	5A	Data is not available	Data is not available	Oversupply
8/8/2020 8:14	0:01	SAG	Data is not available	Data is not available	Oversupply
8/8/2020 8:16	0:01	5A	Data is not available	Data is not available	Oversupply
8/8/2020 8:16	0:01	SAG	Data is not available	Data is not available	Oversupply
8/8/2020 8:18	0:01	5A	Data is not available	Data is not available	Oversupply
8/8/2020 8:18	0:01	SAG	Data is not available	Data is not available	Oversupply
8/8/2020 8:20	0:05	5A	Data is not available	Data is not available	Oversupply
8/8/2020 8:20	0:05	SAG	Data is not available	Data is not available	Oversupply
8/8/2020 8:23	0:02	KWP	0.00176	23.07692	Oversupply
8/8/2020 8:26	0:02	5A	Data is not available	Data is not available	Oversupply
8/8/2020 8:26	0:02	SAG	Data is not available	Data is not available	Oversupply
8/8/2020 8:31	0:01	5A	Data is not available	Data is not available	Oversupply
8/8/2020 8:31	0:01	SAG	Data is not available	Data is not available	Oversupply
8/8/2020 8:32	0:01	KWP	0.00088	23.44615	Oversupply
8/8/2020 8:33	0:01	5A	Data is not available	Data is not available	Oversupply
8/8/2020 8:33	0:01	SAG	Data is not available	Data is not available	Oversupply
8/8/2020 8:35	0:02	5A	Data is not available	Data is not available	Oversupply
8/8/2020 8:35	0:02	SAG	Data is not available	Data is not available	Oversupply
8/8/2020 8:39	0:02	5A	Data is not available	Data is not available	Oversupply
8/8/2020 8:39	0:02	SAG	Data is not available	Data is not available	Oversupply
8/8/2020 8:40	0:02	KWP	0.00352	24.29011	Oversupply
8/8/2020 8:42	0:02	5A	Data is not available	Data is not available	Oversupply
8/8/2020 8:42	0:02	SAG	Data is not available	Data is not available	Oversupply
8/8/2020 9:17	0:01	5A	Data is not available	Data is not available	Oversupply
8/8/2020 9:17	0:01	SAG	Data is not available	Data is not available	Oversupply
8/8/2020 9:20	0:01	5A	Data is not available	Data is not available	Oversupply
8/8/2020 9:20	0:01	SAG	Data is not available	Data is not available	Oversupply
8/8/2020 9:22	0:01	KWP	0.00176	22.23297	Oversupply
8/8/2020 9:23	0:07	5A	Data is not available	Data is not available	Oversupply
8/8/2020 9:23	0:07	SAG	Data is not available	Data is not available	Oversupply
8/8/2020 9:24	0:01	KWP	0.00088	22.02198	Oversupply
8/8/2020 9:31	0:01	5A	Data is not available	Data is not available	Oversupply
8/8/2020 9:31	0:01	SAG	Data is not available	Data is not available	Oversupply
8/8/2020 9:33	0:05	5A	Data is not available	Data is not available	Oversupply



**Maui Curtailment Report**

**August 2020**

Start Date and Time	Duration (minutes)	IPP Curtailed	Estimated Curtailed MWH	Peak MW Curtailed	Reasons for Curtailment
8/8/2020 9:33	0:05	SAG	Data is not available	Data is not available	Oversupply
8/8/2020 9:33	0:01	KWP	0.00088	19.12088	Oversupply
8/8/2020 9:40	0:03	5A	Data is not available	Data is not available	Oversupply
8/8/2020 9:40	0:03	SAG	Data is not available	Data is not available	Oversupply
8/8/2020 9:45	0:03	5A	Data is not available	Data is not available	Oversupply
8/8/2020 9:45	0:03	SAG	Data is not available	Data is not available	Oversupply
8/8/2020 9:46	0:01	KWP	0.00879	18.01319	Oversupply
8/8/2020 9:50	0:05	5A	Data is not available	Data is not available	Oversupply
8/8/2020 9:50	0:05	SAG	Data is not available	Data is not available	Oversupply
8/8/2020 9:55	0:01	KWP	0.00440	16.43077	Oversupply
8/8/2020 10:22	0:01	5A	Data is not available	Data is not available	Oversupply
8/8/2020 10:22	0:01	SAG	Data is not available	Data is not available	Oversupply
8/8/2020 10:26	0:05	5A	Data is not available	Data is not available	Oversupply
8/8/2020 10:26	0:05	SAG	Data is not available	Data is not available	Oversupply
8/8/2020 10:33	0:02	5A	Data is not available	Data is not available	Oversupply
8/8/2020 10:33	0:02	SAG	Data is not available	Data is not available	Oversupply
8/8/2020 10:37	0:03	5A	Data is not available	Data is not available	Oversupply
8/8/2020 10:37	0:03	SAG	Data is not available	Data is not available	Oversupply
8/8/2020 10:39	0:01	KWP	0.00176	9.78462	Oversupply
8/8/2020 10:41	0:01	5A	Data is not available	Data is not available	Oversupply
8/8/2020 10:41	0:01	SAG	Data is not available	Data is not available	Oversupply
8/8/2020 10:43	0:02	5A	Data is not available	Data is not available	Oversupply
8/8/2020 10:43	0:02	SAG	Data is not available	Data is not available	Oversupply
8/8/2020 10:44	0:01	KWP	0.00176	10.31209	Oversupply
8/8/2020 10:46	0:02	5A	Data is not available	Data is not available	Oversupply
8/8/2020 10:46	0:02	SAG	Data is not available	Data is not available	Oversupply
8/8/2020 10:47	0:01	KWP	0.00176	9.83736	Oversupply
8/8/2020 10:49	0:02	5A	Data is not available	Data is not available	Oversupply
8/8/2020 10:49	0:02	SAG	Data is not available	Data is not available	Oversupply
8/8/2020 10:49	0:01	KWP	0.00088	8.94066	Oversupply
8/8/2020 10:52	0:05	5A	Data is not available	Data is not available	Oversupply
8/8/2020 10:52	0:05	SAG	Data is not available	Data is not available	Oversupply
8/8/2020 10:59	0:02	5A	Data is not available	Data is not available	Oversupply
8/8/2020 10:59	0:02	SAG	Data is not available	Data is not available	Oversupply
8/8/2020 11:02	0:01	5A	Data is not available	Data is not available	Oversupply
8/8/2020 11:02	0:01	SAG	Data is not available	Data is not available	Oversupply
8/8/2020 11:03	0:01	KWP	0.00088	8.99341	Oversupply
8/8/2020 11:04	0:03	5A	Data is not available	Data is not available	Oversupply
8/8/2020 11:04	0:03	SAG	Data is not available	Data is not available	Oversupply
8/8/2020 11:05	0:01	KWP	0.00176	8.25494	Oversupply
8/8/2020 11:08	0:01	5A	Data is not available	Data is not available	Oversupply
8/8/2020 11:08	0:01	SAG	Data is not available	Data is not available	Oversupply
8/8/2020 11:10	0:03	5A	Data is not available	Data is not available	Oversupply
8/8/2020 11:10	0:03	SAG	Data is not available	Data is not available	Oversupply
8/8/2020 11:10	0:01	KWP	0.00088	8.72967	Oversupply
8/8/2020 11:12	0:02	KWP	0.00264	7.93846	Oversupply
8/8/2020 11:14	0:01	5A	Data is not available	Data is not available	Oversupply
8/8/2020 11:14	0:01	SAG	Data is not available	Data is not available	Oversupply
8/8/2020 11:16	0:01	5A	Data is not available	Data is not available	Oversupply
8/8/2020 11:16	0:01	SAG	Data is not available	Data is not available	Oversupply
8/8/2020 11:18	0:01	5A	Data is not available	Data is not available	Oversupply
8/8/2020 11:18	0:01	SAG	Data is not available	Data is not available	Oversupply
8/8/2020 11:20	0:01	KWP	0.00088	6.46154	Oversupply
8/8/2020 11:21	0:08	5A	Data is not available	Data is not available	Oversupply
8/8/2020 11:21	0:08	SAG	Data is not available	Data is not available	Oversupply
8/8/2020 11:22	0:01	KWP	0.00088	6.46154	Oversupply
8/8/2020 11:25	0:01	KWP	0.00352	7.62198	Oversupply
8/8/2020 11:31	0:01	5A	Data is not available	Data is not available	Oversupply
8/8/2020 11:31	0:01	SAG	Data is not available	Data is not available	Oversupply
8/8/2020 11:33	0:02	5A	Data is not available	Data is not available	Oversupply
8/8/2020 11:33	0:02	SAG	Data is not available	Data is not available	Oversupply
8/8/2020 11:36	0:04	5A	Data is not available	Data is not available	Oversupply
8/8/2020 11:36	0:04	SAG	Data is not available	Data is not available	Oversupply
8/8/2020 11:41	0:05	5A	Data is not available	Data is not available	Oversupply
8/8/2020 11:41	0:05	SAG	Data is not available	Data is not available	Oversupply
8/8/2020 11:47	0:01	5A	Data is not available	Data is not available	Oversupply
8/8/2020 11:47	0:01	SAG	Data is not available	Data is not available	Oversupply
8/8/2020 11:51	0:01	5A	Data is not available	Data is not available	Oversupply
8/8/2020 11:51	0:01	SAG	Data is not available	Data is not available	Oversupply
8/8/2020 11:51	0:03	KWP	0.00350	6.67253	Oversupply
8/8/2020 11:54	0:03	5A	Data is not available	Data is not available	Oversupply
8/8/2020 11:54	0:03	SAG	Data is not available	Data is not available	Oversupply
8/8/2020 11:58	0:08	5A	Data is not available	Data is not available	Oversupply
8/8/2020 11:58	0:08	SAG	Data is not available	Data is not available	Oversupply
8/8/2020 12:07	0:02	5A	Data is not available	Data is not available	Oversupply



**Maui Curtailment Report**

**August 2020**

Start Date and Time	Duration (minutes)	IPP Curtailed	Estimated Curtailed MWH	Peak MW Curtailed	Reasons for Curtailment
8/8/2020 12:07	0:02	SAG	Data is not available	Data is not available	Oversupply
8/8/2020 12:10	0:01	5A	Data is not available	Data is not available	Oversupply
8/8/2020 12:10	0:01	SAG	Data is not available	Data is not available	Oversupply
8/8/2020 12:12	0:06	5A	Data is not available	Data is not available	Oversupply
8/8/2020 12:12	0:06	SAG	Data is not available	Data is not available	Oversupply
8/8/2020 12:14	0:01	KWP	0.00139	3.82418	Oversupply
8/8/2020 12:19	0:07	5A	Data is not available	Data is not available	Oversupply
8/8/2020 12:19	0:07	SAG	Data is not available	Data is not available	Oversupply
8/8/2020 12:27	0:09	5A	Data is not available	Data is not available	Oversupply
8/8/2020 12:27	0:09	SAG	Data is not available	Data is not available	Oversupply
8/8/2020 12:37	0:09	5A	Data is not available	Data is not available	Oversupply
8/8/2020 12:37	0:09	SAG	Data is not available	Data is not available	Oversupply
8/8/2020 12:47	0:01	KWP	0.00088	4.93187	Oversupply
8/8/2020 12:48	0:04	5A	Data is not available	Data is not available	Oversupply
8/8/2020 12:48	0:04	SAG	Data is not available	Data is not available	Oversupply
8/8/2020 12:53	0:01	5A	Data is not available	Data is not available	Oversupply
8/8/2020 12:53	0:01	SAG	Data is not available	Data is not available	Oversupply
8/8/2020 12:55	0:01	5A	Data is not available	Data is not available	Oversupply
8/8/2020 12:55	0:01	SAG	Data is not available	Data is not available	Oversupply
8/8/2020 12:56	0:01	KWP	0.00088	4.56264	Oversupply
8/8/2020 12:57	0:03	5A	Data is not available	Data is not available	Oversupply
8/8/2020 12:57	0:03	SAG	Data is not available	Data is not available	Oversupply
8/8/2020 13:02	0:04	5A	Data is not available	Data is not available	Oversupply
8/8/2020 13:02	0:04	SAG	Data is not available	Data is not available	Oversupply
8/8/2020 13:08	0:04	5A	Data is not available	Data is not available	Oversupply
8/8/2020 13:08	0:04	SAG	Data is not available	Data is not available	Oversupply
8/8/2020 13:10	0:02	KWP	0.00264	6.56703	Oversupply
8/8/2020 13:13	0:01	5A	Data is not available	Data is not available	Oversupply
8/8/2020 13:13	0:01	SAG	Data is not available	Data is not available	Oversupply
8/8/2020 13:14	0:01	KWP	0.00088	6.83077	Oversupply
8/8/2020 13:16	0:03	5A	Data is not available	Data is not available	Oversupply
8/8/2020 13:16	0:03	SAG	Data is not available	Data is not available	Oversupply
8/8/2020 13:20	0:07	5A	Data is not available	Data is not available	Oversupply
8/8/2020 13:20	0:07	SAG	Data is not available	Data is not available	Oversupply
8/8/2020 13:28	0:01	5A	Data is not available	Data is not available	Oversupply
8/8/2020 13:28	0:01	SAG	Data is not available	Data is not available	Oversupply
8/8/2020 13:29	0:01	KWP	0.00176	9.62637	Oversupply
8/8/2020 13:30	0:04	5A	Data is not available	Data is not available	Oversupply
8/8/2020 13:30	0:04	SAG	Data is not available	Data is not available	Oversupply
8/8/2020 13:32	0:02	KWP	0.00176	10.10110	Oversupply
8/8/2020 13:37	0:01	5A	Data is not available	Data is not available	Oversupply
8/8/2020 13:37	0:01	SAG	Data is not available	Data is not available	Oversupply
8/8/2020 13:37	0:01	KWP	0.00088	10.20659	Oversupply
8/8/2020 13:39	0:03	5A	Data is not available	Data is not available	Oversupply
8/8/2020 13:39	0:03	SAG	Data is not available	Data is not available	Oversupply
8/8/2020 13:43	0:03	5A	Data is not available	Data is not available	Oversupply
8/8/2020 13:43	0:03	SAG	Data is not available	Data is not available	Oversupply
8/8/2020 13:47	0:05	5A	Data is not available	Data is not available	Oversupply
8/8/2020 13:47	0:05	SAG	Data is not available	Data is not available	Oversupply
8/8/2020 13:51	0:01	KWP	0.00088	10.10110	Oversupply
8/8/2020 13:54	0:02	5A	Data is not available	Data is not available	Oversupply
8/8/2020 13:54	0:02	SAG	Data is not available	Data is not available	Oversupply
8/8/2020 13:57	0:05	5A	Data is not available	Data is not available	Oversupply
8/8/2020 13:57	0:05	SAG	Data is not available	Data is not available	Oversupply
8/8/2020 14:01	0:01	KWP	0.00088	10.52308	Oversupply
8/8/2020 14:03	0:10	5A	Data is not available	Data is not available	Oversupply
8/8/2020 14:03	0:10	SAG	Data is not available	Data is not available	Oversupply
8/8/2020 14:22	0:02	5A	Data is not available	Data is not available	Oversupply
8/8/2020 14:22	0:02	SAG	Data is not available	Data is not available	Oversupply
8/8/2020 14:25	0:01	5A	Data is not available	Data is not available	Oversupply
8/8/2020 14:25	0:01	SAG	Data is not available	Data is not available	Oversupply
8/8/2020 14:26	0:01	KWP	0.00088	22.81319	Oversupply
8/8/2020 14:27	0:03	5A	Data is not available	Data is not available	Oversupply
8/8/2020 14:27	0:03	SAG	Data is not available	Data is not available	Oversupply
8/8/2020 14:31	0:01	5A	Data is not available	Data is not available	Oversupply
8/8/2020 14:31	0:01	SAG	Data is not available	Data is not available	Oversupply
8/8/2020 14:33	0:01	5A	Data is not available	Data is not available	Oversupply
8/8/2020 14:33	0:01	SAG	Data is not available	Data is not available	Oversupply
8/8/2020 15:38	0:01	AWE	0.00457	21.00000	Oversupply
8/8/2020 15:40	0:04	AWE	0.03182	21.00000	Oversupply
8/8/2020 15:48	0:01	SSA3	0.02344	0.03300	Oversupply
8/8/2020 15:49	0:01	SSA2	0.03913	0.16900	Oversupply
8/8/2020 15:49	0:01	SSA3	0.02293	0.46900	Oversupply
8/8/2020 15:50	0:01	SSA2	0.03913	0.37200	Oversupply
8/8/2020 15:50	0:01	SSA3	0.02344	0.91900	Oversupply



**Maui Curtailment Report**

**August 2020**

Start Date and Time	Duration (minutes)	IPP Curtailed	Estimated Curtailed MWH	Peak MW Curtailed	Reasons for Curtailment
8/8/2020 15:51	0:44	KWP11	6.56568	20.70757	Oversupply
8/8/2020 15:51	0:42	SSA2	1.66878	0.41900	Oversupply
8/8/2020 15:51	0:43	SSA3	1.16848	0.22700	Oversupply
8/8/2020 16:33	0:01	SSA2	0.02289	0.00700	Oversupply
8/8/2020 16:33	0:01	SSA3	0.01319	0.00300	Oversupply
8/8/2020 16:34	0:01	SSA2	0.02289	0.00400	Oversupply
8/8/2020 16:34	0:01	SSA3	0.01319	0.00900	Oversupply
8/8/2020 16:35	0:01	SSA3	0.01347	0.01400	Oversupply
8/8/2020 16:35	0:01	SSA2	0.02289	0.01200	Oversupply
8/8/2020 16:36	0:01	SSA3	0.01347	0.32700	Oversupply
8/8/2020 16:36	0:01	SSA2	0.02289	0.18000	Oversupply
8/8/2020 16:36	0:01	SSA3	0.01290	0.49600	Oversupply
8/8/2020 16:37	0:01	SSA2	0.02289	0.61600	Oversupply
8/8/2020 16:37	0:01	SSA3	0.01290	0.29900	Oversupply
8/8/2020 16:37	0:01	SSA2	0.02289	0.42100	Oversupply
8/8/2020 16:38	0:01	SSA3	0.01319	0.90800	Oversupply
8/8/2020 16:38	0:01	SSA2	0.02289	0.94300	Oversupply
8/8/2020 16:39	0:01	SSA3	0.01290	0.53000	Oversupply
8/8/2020 16:39	0:01	SSA2	0.02289	1.01200	Oversupply
8/8/2020 16:39	0:01	SSA3	0.01319	1.05800	Oversupply
8/8/2020 16:40	0:01	SSA2	0.02289	1.00500	Oversupply
8/8/2020 16:40	0:01	SSA3	0.01319	0.50300	Oversupply
8/8/2020 16:41	0:01	SSA3	0.01319	0.37700	Oversupply
8/8/2020 16:41	0:01	SSA2	0.02289	0.23100	Oversupply
8/8/2020 16:42	0:01	SSA3	0.01319	0.56500	Oversupply
8/8/2020 16:42	0:01	SSA2	0.02289	0.65000	Oversupply
8/8/2020 16:42	0:01	SSA3	0.01290	0.21700	Oversupply
8/8/2020 16:43	0:01	SSA2	0.02289	0.77900	Oversupply
8/8/2020 16:43	0:01	SSA3	0.01319	0.94800	Oversupply
8/8/2020 16:44	0:01	SSA2	0.02289	1.12900	Oversupply
8/8/2020 16:44	0:01	SSA3	0.01214	0.97000	Oversupply
8/8/2020 16:44	0:01	SSA2	0.01729	1.33900	Oversupply
8/8/2020 16:45	0:01	SSA3	0.00775	0.91000	Oversupply
8/8/2020 16:45	0:01	SSA2	0.01353	0.24700	Oversupply
8/8/2020 16:45	0:01	SSA3	0.00742	0.15600	Oversupply
8/8/2020 16:46	0:01	SSA2	0.01327	0.39900	Oversupply
8/8/2020 16:46	0:01	SSA3	0.00759	0.31800	Oversupply
8/8/2020 16:47	0:01	SSA2	0.01353	0.28900	Oversupply
8/8/2020 16:47	0:01	SSA3	0.00775	0.46100	Oversupply
8/8/2020 16:48	0:01	SSA3	0.00742	0.12300	Oversupply
8/8/2020 16:48	0:02	SSA2	0.02705	0.07500	Oversupply
8/8/2020 16:49	0:01	SSA3	0.00775	0.88100	Oversupply
8/8/2020 16:49	0:01	SSA3	0.00742	0.59100	Oversupply
8/8/2020 16:50	0:01	SSA2	0.01353	0.53400	Oversupply
8/8/2020 16:50	0:01	SSA3	0.00808	0.13000	Oversupply
8/8/2020 16:50	0:01	SSA2	0.01353	0.09600	Oversupply
8/8/2020 16:51	0:01	SSA3	0.00792	0.16100	Oversupply
8/8/2020 16:51	0:01	SSA2	0.01353	0.71900	Oversupply
8/8/2020 16:52	0:01	SSA3	0.00775	0.24200	Oversupply
8/8/2020 16:52	0:01	SSA2	0.01353	0.47900	Oversupply
8/8/2020 16:52	0:01	SSA3	0.00742	0.42100	Oversupply
8/8/2020 16:53	0:01	SSA2	0.01353	0.03500	Oversupply
8/8/2020 16:53	0:01	SSA3	0.00775	0.26200	Oversupply
8/8/2020 21:15	0:01	KWP11	0.00394	20.70757	Oversupply
8/8/2020 21:17	0:02	KWP11	0.00291	20.70757	Oversupply
8/8/2020 21:20	9:46	KWP11	173.15991	20.70757	Oversupply
8/8/2020 22:46	0:26	AWE	0.92730	21.00000	Oversupply
8/8/2020 23:13	1:48	AWE	15.46010	21.00000	Oversupply
8/9/2020 1:05	0:08	AWE	0.25742	12.10000	Oversupply
8/9/2020 1:14	0:01	AWE	0.00239	9.10000	Oversupply
8/9/2020 1:28	4:50	AWE	43.02553	21.00000	Oversupply
8/9/2020 6:14	0:51	SSA3	0.14153	0.02100	Oversupply
8/9/2020 6:16	0:48	SSA2	0.09750	0.00000	Oversupply
8/9/2020 6:21	0:01	AWE	0.00186	7.90000	Oversupply
8/9/2020 6:26	0:30	AWE	2.03941	15.10000	Oversupply
8/9/2020 6:37	0:29	17-2	0.01372	0.06100	Oversupply
8/9/2020 6:58	0:01	AWE	0.00035	4.70000	Oversupply
8/9/2020 7:00	0:01	AWE	0.00701	4.30000	Oversupply
8/9/2020 7:07	8:36	SSA3	16.40800	0.32700	Oversupply
8/9/2020 7:07	8:36	SSA2	11.85043	0.01800	Oversupply
8/9/2020 7:08	8:35	KWP11	174.83464	20.70757	Oversupply
8/9/2020 7:08	9:47	17-2	3.03704	0.75000	Oversupply
8/9/2020 7:29	8:10	AWE	91.86997	21.00000	Oversupply
8/9/2020 8:28	0:03	5A	Data is not available	Data is not available	Oversupply
8/9/2020 8:28	0:03	SAG	Data is not available	Data is not available	Oversupply



**Maui Curtailment Report**

**August 2020**

Start Date and Time	Duration (minutes)	IPP Curtailed	Estimated Curtailed MWH	Peak MW Curtailed	Reasons for Curtailment
8/9/2020 8:30	0:01	KWP	0.00166	28.50989	Oversupply
8/9/2020 9:11	0:02	5A	Data is not available	Data is not available	Oversupply
8/9/2020 9:11	0:02	SAG	Data is not available	Data is not available	Oversupply
8/9/2020 9:25	0:04	5A	Data is not available	Data is not available	Oversupply
8/9/2020 9:25	0:04	SAG	Data is not available	Data is not available	Oversupply
8/9/2020 9:39	0:07	5A	Data is not available	Data is not available	Oversupply
8/9/2020 9:39	0:07	SAG	Data is not available	Data is not available	Oversupply
8/9/2020 9:47	0:03	5A	Data is not available	Data is not available	Oversupply
8/9/2020 9:47	0:03	SAG	Data is not available	Data is not available	Oversupply
8/9/2020 9:51	0:07	5A	Data is not available	Data is not available	Oversupply
8/9/2020 9:51	0:07	SAG	Data is not available	Data is not available	Oversupply
8/9/2020 9:54	0:01	KWP	0.00088	23.60439	Oversupply
8/9/2020 10:00	0:07	5A	Data is not available	Data is not available	Oversupply
8/9/2020 10:00	0:07	SAG	Data is not available	Data is not available	Oversupply
8/9/2020 10:03	0:01	KWP	0.00088	24.29011	Oversupply
8/9/2020 10:08	0:03	5A	Data is not available	Data is not available	Oversupply
8/9/2020 10:08	0:03	SAG	Data is not available	Data is not available	Oversupply
8/9/2020 10:14	0:01	5A	Data is not available	Data is not available	Oversupply
8/9/2020 10:14	0:01	SAG	Data is not available	Data is not available	Oversupply
8/9/2020 10:16	0:02	5A	Data is not available	Data is not available	Oversupply
8/9/2020 10:16	0:02	SAG	Data is not available	Data is not available	Oversupply
8/9/2020 10:16	0:02	KWP	0.00247	28.61539	Oversupply
8/9/2020 10:19	0:03	5A	Data is not available	Data is not available	Oversupply
8/9/2020 10:19	0:03	SAG	Data is not available	Data is not available	Oversupply
8/9/2020 10:19	0:01	KWP	0.00176	26.61099	Oversupply
8/9/2020 10:25	0:01	5A	Data is not available	Data is not available	Oversupply
8/9/2020 10:25	0:01	SAG	Data is not available	Data is not available	Oversupply
8/9/2020 10:37	0:11	5A	Data is not available	Data is not available	Oversupply
8/9/2020 10:37	0:11	SAG	Data is not available	Data is not available	Oversupply
8/9/2020 10:42	0:01	KWP	0.00264	24.71209	Oversupply
8/9/2020 10:44	0:01	KWP	0.00088	21.75824	Oversupply
8/9/2020 10:47	0:01	KWP	0.00088	20.54506	Oversupply
8/9/2020 10:49	0:03	5A	Data is not available	Data is not available	Oversupply
8/9/2020 10:49	0:03	SAG	Data is not available	Data is not available	Oversupply
8/9/2020 10:49	0:01	KWP	0.00088	18.32967	Oversupply
8/9/2020 10:53	0:03	5A	Data is not available	Data is not available	Oversupply
8/9/2020 10:53	0:03	SAG	Data is not available	Data is not available	Oversupply
8/9/2020 10:58	0:01	KWP	0.00176	20.22857	Oversupply
8/9/2020 10:59	0:06	5A	Data is not available	Data is not available	Oversupply
8/9/2020 10:59	0:06	SAG	Data is not available	Data is not available	Oversupply
8/9/2020 11:07	0:01	5A	Data is not available	Data is not available	Oversupply
8/9/2020 11:07	0:01	SAG	Data is not available	Data is not available	Oversupply
8/9/2020 11:08	0:01	KWP	0.00088	19.22637	Oversupply
8/9/2020 11:10	0:02	5A	Data is not available	Data is not available	Oversupply
8/9/2020 11:10	0:02	SAG	Data is not available	Data is not available	Oversupply
8/9/2020 11:15	0:03	5A	Data is not available	Data is not available	Oversupply
8/9/2020 11:15	0:03	SAG	Data is not available	Data is not available	Oversupply
8/9/2020 11:15	0:02	KWP	0.00176	20.80879	Oversupply
8/9/2020 11:21	0:04	5A	Data is not available	Data is not available	Oversupply
8/9/2020 11:21	0:04	SAG	Data is not available	Data is not available	Oversupply
8/9/2020 11:24	0:01	KWP	0.00176	23.02418	Oversupply
8/9/2020 11:26	0:01	5A	Data is not available	Data is not available	Oversupply
8/9/2020 11:26	0:01	SAG	Data is not available	Data is not available	Oversupply
8/9/2020 11:28	0:01	5A	Data is not available	Data is not available	Oversupply
8/9/2020 11:28	0:01	SAG	Data is not available	Data is not available	Oversupply
8/9/2020 11:28	0:01	KWP	0.00088	23.92088	Oversupply
8/9/2020 11:30	0:02	5A	Data is not available	Data is not available	Oversupply
8/9/2020 11:30	0:02	SAG	Data is not available	Data is not available	Oversupply
8/9/2020 11:31	0:01	KWP	0.00088	24.60659	Oversupply
8/9/2020 11:33	0:01	5A	Data is not available	Data is not available	Oversupply
8/9/2020 11:33	0:01	SAG	Data is not available	Data is not available	Oversupply
8/9/2020 11:35	0:03	5A	Data is not available	Data is not available	Oversupply
8/9/2020 11:35	0:03	SAG	Data is not available	Data is not available	Oversupply
8/9/2020 11:39	0:01	5A	Data is not available	Data is not available	Oversupply
8/9/2020 11:39	0:01	SAG	Data is not available	Data is not available	Oversupply
8/9/2020 15:43	0:01	SSA3	0.02615	0.06000	Oversupply
8/9/2020 15:43	0:01	SSA2	0.01410	0.29900	Oversupply
8/9/2020 15:43	0:01	SSA3	0.02732	0.08200	Oversupply
8/9/2020 15:44	0:01	SSA2	0.01410	0.40900	Oversupply
8/9/2020 15:44	1:06	SSA3	1.74716	0.08900	Oversupply
8/9/2020 15:44	1:05	SSA2	1.06707	0.08600	Oversupply
8/9/2020 15:45	1:05	KWP	8.09767	20.70757	Oversupply
8/9/2020 16:49	0:01	SSA2	0.00753	0.00200	Oversupply
8/9/2020 16:50	0:01	SSA3	0.00906	-0.00400	Oversupply
8/9/2020 16:50	0:01	SSA2	0.00783	0.02900	Oversupply



**Maui Curtailment Report**

**August 2020**

Start Date and Time	Duration (minutes)	IPP Curtailed	Estimated Curtailed MWH	Peak MW Curtailed	Reasons for Curtailment
8/9/2020 16:51	0:01	SSA3	0.00906	0.09300	Oversupply
8/9/2020 16:51	0:01	SSA2	0.00783	0.43400	Oversupply
8/9/2020 16:51	0:01	SSA3	0.00887	0.18200	Oversupply
8/9/2020 16:52	0:01	SSA2	0.00783	0.41700	Oversupply
8/9/2020 16:52	0:01	SSA3	0.00887	0.47000	Oversupply
8/9/2020 16:53	0:01	SSA2	0.00783	0.41700	Oversupply
8/9/2020 16:53	0:01	SSA3	0.00906	0.82000	Oversupply
8/9/2020 17:13	0:06	17-2	0.00777	0.19700	Oversupply
8/9/2020 17:13	0:01	SSA2	-0.00002	0.65600	Oversupply
8/9/2020 17:13	0:01	SSA3	-0.00004	1.17600	Oversupply
8/9/2020 17:13	0:01	SSA2	-0.00002	0.78000	Oversupply
8/9/2020 17:14	0:01	SSA3	-0.00004	1.14400	Oversupply
8/9/2020 17:15	0:01	SSA3	0.00073	1.09800	Oversupply
8/9/2020 17:15	0:01	SSA2	0.00108	0.44400	Oversupply
8/9/2020 17:58	0:01	17-2	0.00005	0.10900	Oversupply
8/9/2020 17:59	0:01	SSA3	0.00149	0.41900	Oversupply
8/9/2020 17:59	0:01	SSA2	-0.00072	0.71500	Oversupply
8/9/2020 18:00	0:03	17-2	0.00274	0.08800	Oversupply
8/9/2020 18:00	0:01	SSA3	0.00149	0.41600	Oversupply
8/9/2020 18:00	0:01	SSA2	0.00144	0.29500	Oversupply
8/9/2020 18:01	0:01	SSA3	0.00139	0.18700	Oversupply
8/9/2020 18:03	0:01	SSA2	0.00144	0.74700	Oversupply
8/9/2020 18:03	0:01	SSA3	0.00146	0.39200	Oversupply
8/9/2020 18:04	0:01	SSA3	0.00142	0.37400	Oversupply
8/9/2020 18:06	0:01	17-2	0.00127	0.07900	Oversupply
8/9/2020 18:23	0:02	17-2	0.00075	0.04500	Oversupply
8/9/2020 22:36	1:11	KWPll	17.16814	20.70757	Oversupply
8/9/2020 23:03	0:01	AWE	0.00433	16.80000	Oversupply
8/9/2020 23:06	0:01	AWE	0.00333	16.10000	Oversupply
8/9/2020 23:34	0:07	AWE	0.16413	19.90000	Oversupply
8/9/2020 23:49	0:24	KWPll	7.23426	19.21064	Oversupply
8/9/2020 23:53	0:01	AWE	0.00543	15.80000	Oversupply
8/9/2020 23:58	0:03	AWE	0.04425	16.10000	Oversupply
8/10/2020 0:02	0:04	AWE	0.12437	16.50000	Oversupply
8/10/2020 0:08	0:01	AWE	0.00013	12.80000	Oversupply
8/10/2020 0:15	0:31	KWPll	8.68106	19.21064	Oversupply
8/10/2020 0:27	0:14	AWE	1.12271	19.40000	Oversupply
8/10/2020 0:48	7:38	KWPll	97.95941	19.21064	Oversupply
8/10/2020 1:16	0:15	AWE	1.33140	18.10000	Oversupply
8/10/2020 1:34	0:10	AWE	0.36763	13.00000	Oversupply
8/10/2020 1:49	0:07	AWE	0.14630	10.20000	Oversupply
8/10/2020 1:57	0:11	AWE	0.24341	9.80000	Oversupply
8/10/2020 2:10	0:01	AWE	0.00019	5.90000	Oversupply
8/10/2020 2:18	0:03	AWE	0.06467	10.80000	Oversupply
8/10/2020 2:23	0:01	AWE	0.00098	10.10000	Oversupply
8/10/2020 2:31	0:01	AWE	0.00469	5.80000	Oversupply
8/10/2020 2:35	0:01	AWE	0.00192	3.20000	Oversupply
8/10/2020 4:03	0:01	AWE	0.00333	0.20000	Oversupply
8/10/2020 4:13	0:01	AWE	0.00092	2.80000	Oversupply
8/10/2020 6:14	2:10	SSA3	1.21892	0.02200	Oversupply
8/10/2020 6:16	2:09	SSA2	0.73467	-0.00100	Oversupply
8/10/2020 6:35	2:55	17-2	0.68963	0.75000	Oversupply
8/10/2020 7:02	0:01	AWE	0.00333	0.20000	Oversupply
8/10/2020 7:57	0:08	AWE	0.68597	17.00000	Oversupply
8/10/2020 8:10	0:04	AWE	0.03070	16.10000	Oversupply
8/10/2020 8:18	0:01	AWE	0.00451	16.70000	Oversupply
8/10/2020 8:25	0:01	SSA2	0.01442	0.12800	Oversupply
8/10/2020 8:26	0:01	SSA3	0.01545	0.75100	Oversupply
8/10/2020 8:26	0:01	SSA2	0.01442	0.36000	Oversupply
8/10/2020 8:26	0:36	SSA3	0.92017	0.19800	Oversupply
8/10/2020 8:27	0:37	KWPll	7.48438	17.47120	Oversupply
8/10/2020 8:27	0:36	SSA2	0.54160	0.05100	Oversupply
8/10/2020 8:29	0:05	AWE	0.14763	20.30000	Oversupply
8/10/2020 8:35	0:22	AWE	1.98568	21.00000	Oversupply
8/10/2020 8:58	0:02	AWE	0.01076	20.90000	Oversupply
8/10/2020 9:03	0:01	SSA3	0.02547	0.00100	Oversupply
8/10/2020 9:03	0:01	SSA2	0.01407	0.06000	Oversupply
8/10/2020 9:03	0:01	SSA3	0.02388	0.29400	Oversupply
8/10/2020 9:04	0:01	SSA2	0.01407	0.57900	Oversupply
8/10/2020 9:04	0:01	SSA3	0.02441	0.80400	Oversupply
8/10/2020 9:05	0:01	SSA2	0.01353	0.15500	Oversupply
8/10/2020 9:05	0:15	SSA3	0.42123	0.04400	Oversupply
8/10/2020 9:05	0:21	SSA2	0.29667	0.02500	Oversupply
8/10/2020 9:06	0:15	KWPll	1.59907	11.88265	Oversupply
8/10/2020 9:20	0:01	SSA3	0.01404	0.00500	Oversupply





Maui Curtailment Report

August 2020

Start Date and Time	Duration (minutes)	IPP Curtailed	Estimated Curtailed MWH	Peak MW Curtailed	Reasons for Curtailment
8/10/2020 9:21	0:05	SSA3	0.08674	0.30300	Oversupply
8/10/2020 9:22	0:05	KWPll	0.09209	8.59140	Oversupply
8/10/2020 9:26	0:01	SSA3	0.01466	-0.00400	Oversupply
8/10/2020 9:26	0:01	SSA2	0.01100	0.00100	Oversupply
8/10/2020 9:27	0:01	SSA3	0.01435	0.40300	Oversupply
8/10/2020 9:27	0:01	SSA2	0.01079	0.31100	Oversupply
8/10/2020 9:27	0:01	SSA3	0.01466	0.63900	Oversupply
8/10/2020 9:32	0:01	SSA2	0.00355	1.23800	Oversupply
8/10/2020 9:33	0:01	SSA3	0.00281	1.41900	Oversupply
8/10/2020 9:34	0:04	17-2	0.01707	0.50700	Oversupply
8/10/2020 9:34	0:01	SSA3	0.00281	1.18300	Oversupply
8/10/2020 9:34	0:01	SSA2	0.00362	1.51100	Oversupply
8/10/2020 9:35	0:01	SSA3	0.00275	0.96400	Oversupply
8/10/2020 9:38	0:01	SSA3	0.00275	0.90300	Oversupply
8/10/2020 9:38	0:01	SSA2	0.00362	2.50900	Oversupply
8/10/2020 9:39	0:06	17-2	0.03918	0.60000	Oversupply
8/10/2020 9:39	0:01	SSA2	0.00362	2.48500	Oversupply
8/10/2020 9:40	0:01	SSA3	0.00281	0.83400	Oversupply
8/10/2020 9:40	0:01	SSA2	0.00362	1.14700	Oversupply
8/10/2020 9:41	0:01	SSA3	0.00281	0.55500	Oversupply
8/10/2020 9:41	0:01	SSA2	0.00362	1.70800	Oversupply
8/10/2020 9:41	0:01	SSA3	0.00275	0.59600	Oversupply
8/10/2020 9:42	0:01	SSA2	0.00362	2.00300	Oversupply
8/10/2020 9:42	0:01	SSA3	0.00275	0.70200	Oversupply
8/10/2020 9:43	0:01	SSA2	0.00362	1.26500	Oversupply
8/10/2020 9:43	0:01	SSA3	0.00281	0.26400	Oversupply
8/10/2020 9:44	0:01	SSA3	0.00689	0.57800	Oversupply
8/10/2020 9:45	0:01	SSA3	0.00182	0.45100	Oversupply
8/10/2020 9:45	0:01	SSA2	0.01194	1.61300	Oversupply
8/10/2020 9:46	0:05	17-2	0.04767	0.75000	Oversupply
8/10/2020 9:46	0:01	SSA3	0.00174	0.11400	Oversupply
8/10/2020 9:46	0:01	SSA2	0.01194	0.31800	Oversupply
8/10/2020 9:47	0:02	SSA3	0.00364	0.30300	Oversupply
8/10/2020 9:47	0:01	SSA2	0.01148	0.62700	Oversupply
8/10/2020 9:48	0:01	SSA2	0.01194	1.88400	Oversupply
8/10/2020 9:48	0:01	SSA3	0.00182	0.30400	Oversupply
8/10/2020 9:49	0:01	SSA3	0.00182	0.55500	Oversupply
8/10/2020 9:51	0:01	SSA3	0.00178	0.57400	Oversupply
8/10/2020 9:51	0:01	SSA2	0.01194	1.99300	Oversupply
8/10/2020 9:51	0:01	SSA3	0.00182	0.40200	Oversupply
8/10/2020 9:52	0:05	17-2	0.04907	0.75000	Oversupply
8/10/2020 9:52	0:01	SSA2	0.01194	0.27200	Oversupply
8/10/2020 9:52	0:01	SSA3	0.00182	0.37000	Oversupply
8/10/2020 9:53	0:01	SSA2	0.01194	1.40900	Oversupply
8/10/2020 9:53	0:02	SSA3	0.00357	0.58900	Oversupply
8/10/2020 9:54	0:01	SSA2	0.01194	0.05800	Oversupply
8/10/2020 9:54	0:01	SSA3	0.00182	0.16900	Oversupply
8/10/2020 9:55	0:01	SSA2	0.01194	0.34100	Oversupply
8/10/2020 9:58	0:01	SSA3	0.00178	0.76300	Oversupply
8/10/2020 9:59	0:07	17-2	0.07677	0.75000	Oversupply
8/10/2020 9:59	0:01	SSA2	0.01399	0.89900	Oversupply
8/10/2020 9:59	0:01	SSA3	-0.00379	0.88900	Oversupply
8/10/2020 10:00	0:01	SSA2	0.00624	0.03800	Oversupply
8/10/2020 10:00	0:01	SSA3	0.00050	0.04500	Oversupply
8/10/2020 10:01	0:01	KWPll	0.00609	5.62847	Oversupply
8/10/2020 10:01	0:01	SSA3	0.00051	0.01000	Oversupply
8/10/2020 10:01	0:01	SSA2	0.00624	0.03000	Oversupply
8/10/2020 10:01	0:01	SSA3	0.00049	0.20500	Oversupply
8/10/2020 10:02	0:01	SSA2	0.00624	0.32300	Oversupply
8/10/2020 10:02	0:02	SSA3	0.00095	0.26800	Oversupply
8/10/2020 10:02	0:01	SSA2	0.00612	0.26100	Oversupply
8/10/2020 10:03	0:01	SSA2	0.00612	0.85300	Oversupply
8/10/2020 10:04	0:01	SSA3	0.00050	0.55200	Oversupply
8/10/2020 10:04	0:01	SSA2	0.00624	0.61900	Oversupply
8/10/2020 10:13	0:01	SSA2	0.00624	0.64200	Oversupply
8/10/2020 10:13	0:01	SSA3	0.00050	2.83800	Oversupply
8/10/2020 10:14	5:44	17-2	3.45493	0.75000	Oversupply
8/10/2020 10:14	0:01	SSA2	0.00624	0.48200	Oversupply
8/10/2020 10:14	0:33	SSA3	1.43369	2.32600	Oversupply
8/10/2020 10:14	0:33	SSA2	0.63430	0.01500	Oversupply
8/10/2020 10:15	0:33	KWPll	2.46123	9.05944	Oversupply
8/10/2020 10:28	0:01	AWE	0.00941	21.00000	Oversupply
8/10/2020 10:31	0:15	AWE	0.50004	21.00000	Oversupply
8/10/2020 10:47	0:01	SSA3	0.03453	0.01100	Oversupply
8/10/2020 10:47	0:01	SSA2	0.02243	0.06800	Oversupply



**Maui Curtailment Report**

**August 2020**

Start Date and Time	Duration (minutes)	IPP Curtailed	Estimated Curtailed MWH	Peak MW Curtailed	Reasons for Curtailment
8/10/2020 10:48	0:01	SSA3	0.03528	0.60900	Oversupply
8/10/2020 10:48	0:02	SSA2	0.04529	0.25500	Oversupply
8/10/2020 10:49	0:01	SSA3	0.03528	0.02700	Oversupply
8/10/2020 10:49	0:01	SSA3	0.03377	0.00400	Oversupply
8/10/2020 10:50	0:01	SSA2	0.02287	0.29500	Oversupply
8/10/2020 10:50	0:01	SSA3	0.03453	0.54300	Oversupply
8/10/2020 10:51	0:01	SSA2	0.02287	0.56100	Oversupply
8/10/2020 10:51	0:01	SSA3	0.03528	0.60400	Oversupply
8/10/2020 10:52	0:01	SSA2	0.02287	1.01700	Oversupply
8/10/2020 10:52	0:01	SSA3	0.03528	1.27000	Oversupply
8/10/2020 10:52	0:01	SSA3	0.03528	0.42500	Oversupply
8/10/2020 10:52	0:40	SSA2	1.05669	0.24800	Oversupply
8/10/2020 10:53	0:39	SSA3	1.43679	0.00500	Oversupply
8/10/2020 10:54	0:38	KWPll	2.40205	7.92377	Oversupply
8/10/2020 11:01	0:01	AWE	0.00107	21.00000	Oversupply
8/10/2020 11:04	0:24	AWE	0.71182	21.00000	Oversupply
8/10/2020 11:32	0:01	SSA3	0.02150	0.08800	Oversupply
8/10/2020 11:32	0:01	SSA2	0.01822	0.16500	Oversupply
8/10/2020 11:34	0:09	SSA3	0.25344	0.98700	Oversupply
8/10/2020 11:34	0:09	SSA2	0.20737	0.74000	Oversupply
8/10/2020 11:35	0:09	KWPll	0.23946	10.11927	Oversupply
8/10/2020 11:43	0:01	SSA3	0.02150	0.00500	Oversupply
8/10/2020 11:43	0:01	SSA2	0.01895	0.31600	Oversupply
8/10/2020 11:44	0:01	SSA3	0.02104	0.61800	Oversupply
8/10/2020 11:44	0:01	SSA2	0.01899	1.05100	Oversupply
8/10/2020 11:44	0:01	SSA3	0.02222	0.70300	Oversupply
8/10/2020 11:45	0:01	SSA2	0.02317	0.82800	Oversupply
8/10/2020 11:45	0:01	SSA3	0.02214	0.77700	Oversupply
8/10/2020 11:46	0:01	SSA2	0.02317	0.60200	Oversupply
8/10/2020 11:46	0:01	SSA3	0.02120	0.46400	Oversupply
8/10/2020 11:47	0:07	SSA3	0.19876	0.11700	Oversupply
8/10/2020 11:47	0:07	SSA2	0.18533	0.12100	Oversupply
8/10/2020 11:49	0:06	KWPll	0.21301	9.62029	Oversupply
8/10/2020 11:54	0:01	SSA2	0.02317	0.12100	Oversupply
8/10/2020 11:54	0:01	SSA3	0.02167	0.06600	Oversupply
8/10/2020 11:55	0:05	SSA3	0.12953	0.18500	Oversupply
8/10/2020 11:55	0:04	SSA2	0.11583	0.08400	Oversupply
8/10/2020 11:56	0:04	KWPll	0.06463	6.32105	Oversupply
8/10/2020 11:59	0:01	SSA2	0.02226	0.19300	Oversupply
8/10/2020 11:59	0:01	SSA3	0.01876	0.24200	Oversupply
8/10/2020 12:00	0:01	SSA2	0.01762	0.14700	Oversupply
8/10/2020 12:00	0:01	SSA3	0.02952	0.45900	Oversupply
8/10/2020 12:01	0:01	SSA3	0.03016	0.78500	Oversupply
8/10/2020 12:01	0:01	SSA2	0.01762	0.42900	Oversupply
8/10/2020 12:01	0:01	SSA3	0.03080	0.78200	Oversupply
8/10/2020 12:02	0:01	SSA3	0.02887	1.34100	Oversupply
8/10/2020 12:02	0:01	SSA2	0.01762	1.00700	Oversupply
8/10/2020 12:03	0:01	SSA3	0.03016	1.26900	Oversupply
8/10/2020 12:03	0:01	SSA2	0.01762	0.30700	Oversupply
8/10/2020 12:04	0:01	SSA3	0.02952	0.23900	Oversupply
8/10/2020 12:04	0:01	SSA2	0.01762	0.13000	Oversupply
8/10/2020 12:05	0:01	SSA3	0.03016	0.28200	Oversupply
8/10/2020 12:05	0:01	SSA2	0.01762	0.33900	Oversupply
8/10/2020 12:05	0:01	SSA3	0.03016	1.08200	Oversupply
8/10/2020 12:06	0:01	SSA2	0.01762	0.70000	Oversupply
8/10/2020 12:06	0:01	SSA3	0.03016	1.15100	Oversupply
8/10/2020 12:07	0:01	SSA2	0.01762	0.64700	Oversupply
8/10/2020 12:07	0:01	SSA3	0.02887	1.35800	Oversupply
8/10/2020 12:08	0:01	SSA2	0.01694	0.31700	Oversupply
8/10/2020 12:08	0:01	SSA3	0.03016	0.63800	Oversupply
8/10/2020 12:08	2:31	SSA3	6.40317	0.98200	Oversupply
8/10/2020 12:08	2:31	SSA2	5.01275	0.54400	Oversupply
8/10/2020 12:10	2:31	KWPll	31.34164	19.00307	Oversupply
8/10/2020 13:01	0:03	AWE	0.02922	21.00000	Oversupply
8/10/2020 13:25	0:01	AWE	0.00154	20.80000	Oversupply
8/10/2020 13:31	0:02	AWE	0.04681	21.00000	Oversupply
8/10/2020 13:35	0:09	AWE	0.16611	21.00000	Oversupply
8/10/2020 13:45	0:02	AWE	0.01099	20.70000	Oversupply
8/10/2020 13:52	0:41	AWE	2.76357	21.00000	Oversupply
8/10/2020 14:39	0:01	SSA3	0.02631	0.05300	Oversupply
8/10/2020 14:40	0:01	SSA2	0.02231	0.18200	Oversupply
8/10/2020 14:40	0:01	SSA3	0.02574	1.10900	Oversupply
8/10/2020 14:41	0:01	SSA2	0.02188	0.75300	Oversupply
8/10/2020 14:42	0:54	SSA2	1.32027	1.16500	Oversupply
8/10/2020 14:42	0:54	SSA3	2.08800	1.52100	Oversupply



**Maui Curtailment Report**

**August 2020**

Start Date and Time	Duration (minutes)	IPP Curtailed	Estimated Curtailed MWH	Peak MW Curtailed	Reasons for Curtailment
8/10/2020 14:43	0:54	KWPPI	8.69933	19.19767	Oversupply
8/10/2020 15:35	0:01	SSA2	0.04005	0.00100	Oversupply
8/10/2020 15:36	0:01	SSA3	0.02791	0.25900	Oversupply
8/10/2020 15:36	0:17	SSA2	0.63329	0.42900	Oversupply
8/10/2020 15:37	0:17	SSA3	0.55318	0.08200	Oversupply
8/10/2020 15:38	0:17	KWPPI	0.58360	19.19068	Oversupply
8/10/2020 15:53	0:01	SSA2	0.02336	-0.00400	Oversupply
8/10/2020 15:54	0:02	SSA3	0.06338	0.02300	Oversupply
8/10/2020 15:54	0:01	SSA2	0.02336	0.06800	Oversupply
8/10/2020 15:55	0:01	SSA2	0.02336	0.21100	Oversupply
8/10/2020 21:22	0:57	KWPPI	5.31344	19.13978	Oversupply
8/10/2020 22:20	2:29	KWPPI	33.95647	19.21064	Oversupply
8/10/2020 23:52	0:24	AWE	1.53802	21.00000	Oversupply
8/11/2020 0:20	0:22	AWE	0.89972	21.00000	Oversupply
8/11/2020 0:51	0:44	KWPPI	10.59596	19.12781	Oversupply
8/11/2020 1:10	0:01	AWE	0.00474	11.70000	Oversupply
8/11/2020 1:18	0:08	AWE	0.19650	13.40000	Oversupply
8/11/2020 1:37	0:47	KWPPI	10.89645	19.18170	Oversupply
8/11/2020 2:03	0:02	AWE	0.00666	12.40000	Oversupply
8/11/2020 2:11	0:02	AWE	0.00874	10.80000	Oversupply
8/11/2020 2:14	0:06	AWE	0.04175	8.90000	Oversupply
8/11/2020 2:26	2:18	KWPPI	24.49420	19.11484	Oversupply
8/11/2020 4:14	0:13	AWE	0.80766	15.50000	Oversupply
8/11/2020 4:29	0:02	AWE	0.00371	6.70000	Oversupply
8/11/2020 4:32	0:06	AWE	0.15950	10.60000	Oversupply
8/11/2020 4:46	1:02	KWPPI	6.09553	18.66376	Oversupply
8/11/2020 6:02	3:46	KWPPI	38.23810	19.12881	Oversupply
8/11/2020 6:15	3:32	SSA3	3.46664	0.02500	Oversupply
8/11/2020 6:17	3:30	SSA2	2.63521	0.00000	Oversupply
8/11/2020 6:24	7:54	17-2	4.50605	0.75000	Oversupply
8/11/2020 7:37	0:08	AWE	0.15762	20.50000	Oversupply
8/11/2020 7:46	0:01	AWE	0.00116	12.70000	Oversupply
8/11/2020 8:52	0:01	AWE	0.00311	17.00000	Oversupply
8/11/2020 8:54	0:48	AWE	3.23548	17.90000	Oversupply
8/11/2020 9:47	0:01	SSA3	0.02610	0.10900	Oversupply
8/11/2020 9:47	0:01	SSA2	0.02959	0.06600	Oversupply
8/11/2020 9:48	0:01	SSA3	0.02554	0.68800	Oversupply
8/11/2020 9:48	0:01	SSA2	0.02959	0.10600	Oversupply
8/11/2020 9:48	0:01	SSA3	0.02610	1.58300	Oversupply
8/11/2020 9:49	0:01	SSA2	0.02902	0.12100	Oversupply
8/11/2020 9:49	0:03	SSA3	0.10105	1.62700	Oversupply
8/11/2020 9:50	0:03	KWPPI	0.10849	8.90376	Oversupply
8/11/2020 9:50	0:03	SSA2	0.08876	0.00300	Oversupply
8/11/2020 9:52	0:01	SSA2	0.02959	0.00100	Oversupply
8/11/2020 9:52	0:01	SSA3	0.02554	0.01500	Oversupply
8/11/2020 9:53	0:01	SSA3	0.02610	0.15900	Oversupply
8/11/2020 9:53	0:01	SSA2	0.02959	0.08700	Oversupply
8/11/2020 9:54	0:01	SSA3	0.02554	0.11000	Oversupply
8/11/2020 9:54	0:01	SSA2	0.02959	0.12100	Oversupply
8/11/2020 9:55	0:04	SSA3	0.12882	0.97400	Oversupply
8/11/2020 9:55	0:03	SSA2	0.11835	0.08100	Oversupply
8/11/2020 9:56	0:06	KWPPI	0.07790	10.61325	Oversupply
8/11/2020 9:58	0:01	SSA2	0.02959	0.00300	Oversupply
8/11/2020 9:58	0:01	SSA3	0.02554	0.00200	Oversupply
8/11/2020 9:59	1:15	SSA2	3.28552	0.00900	Oversupply
8/11/2020 9:59	0:02	SSA3	0.05917	0.00600	Oversupply
8/11/2020 10:01	0:01	SSA3	0.03082	0.08900	Oversupply
8/11/2020 10:01	0:01	SSA3	0.03219	0.01300	Oversupply
8/11/2020 10:02	1:05	SSA3	2.88536	0.00400	Oversupply
8/11/2020 10:03	1:06	KWPPI	2.66977	9.94961	Oversupply
8/11/2020 11:07	0:01	SSA3	0.03731	0.00000	Oversupply
8/11/2020 11:08	0:06	SSA3	0.29453	0.22300	Oversupply
8/11/2020 11:10	0:05	KWPPI	0.11556	4.78420	Oversupply
8/11/2020 11:14	0:01	SSA2	0.03621	0.00000	Oversupply
8/11/2020 11:14	0:01	SSA3	0.03359	0.00200	Oversupply
8/11/2020 11:15	0:01	SSA3	0.01998	0.45900	Oversupply
8/11/2020 11:15	0:01	SSA2	0.03631	0.13100	Oversupply
8/11/2020 11:16	0:03	SSA3	0.08170	0.02600	Oversupply
8/11/2020 11:16	0:03	SSA2	0.14525	-0.00100	Oversupply
8/11/2020 11:17	0:03	KWPPI	0.02522	2.86114	Oversupply
8/11/2020 11:19	0:01	SSA3	0.02087	0.06800	Oversupply
8/11/2020 11:20	0:01	SSA2	0.03631	0.22100	Oversupply
8/11/2020 11:20	0:01	SSA3	0.02087	0.17200	Oversupply
8/11/2020 11:20	0:01	SSA2	0.03631	0.43300	Oversupply
8/11/2020 11:21	0:01	SSA3	0.01998	0.11100	Oversupply



**Maui Curtailment Report**

**August 2020**

Start Date and Time	Duration (minutes)	IPP Curtailed	Estimated Curtailed MWH	Peak MW Curtailed	Reasons for Curtailment
8/11/2020 11:21	0:01	SSA2	0.03492	0.68900	Oversupply
8/11/2020 11:21	0:01	SSA3	0.02042	0.23100	Oversupply
8/11/2020 11:22	0:01	SSA3	0.02087	0.32400	Oversupply
8/11/2020 11:22	0:01	SSA2	0.03631	1.10200	Oversupply
8/11/2020 11:23	0:01	SSA3	0.01998	0.37500	Oversupply
8/11/2020 11:23	0:01	SSA2	0.03631	1.40800	Oversupply
8/11/2020 11:24	0:01	SSA3	0.02042	0.20100	Oversupply
8/11/2020 11:24	0:01	SSA2	0.03631	0.12300	Oversupply
8/11/2020 11:24	0:01	SSA3	0.02087	0.04200	Oversupply
8/11/2020 11:25	0:01	SSA2	0.03631	0.17300	Oversupply
8/11/2020 11:25	0:01	SSA3	0.02042	0.97900	Oversupply
8/11/2020 11:26	0:01	SSA2	0.03631	0.08500	Oversupply
8/11/2020 11:26	0:01	SSA3	0.02042	0.28600	Oversupply
8/11/2020 11:26	0:01	SSA2	0.03631	0.30800	Oversupply
8/11/2020 11:27	0:01	SSA3	0.02087	0.64200	Oversupply
8/11/2020 11:27	0:01	SSA2	0.03492	0.39400	Oversupply
8/11/2020 11:27	0:01	SSA3	0.02042	0.60800	Oversupply
8/11/2020 11:28	0:01	SSA2	0.03492	0.32400	Oversupply
8/11/2020 11:28	0:01	SSA3	0.02087	0.63900	Oversupply
8/11/2020 11:29	0:01	SSA2	0.03263	0.24400	Oversupply
8/11/2020 11:29	0:01	SSA3	0.01851	0.25700	Oversupply
8/11/2020 11:30	0:01	SSA2	0.02770	0.61700	Oversupply
8/11/2020 11:30	0:01	SSA3	0.02652	0.22100	Oversupply
8/11/2020 11:31	0:01	SSA3	0.02711	0.03500	Oversupply
8/11/2020 11:31	0:01	SSA2	0.02770	0.15500	Oversupply
8/11/2020 11:31	0:01	SSA3	0.02711	0.02200	Oversupply
8/11/2020 11:32	0:01	SSA2	0.02770	0.13100	Oversupply
8/11/2020 11:32	0:01	SSA3	0.02652	0.41000	Oversupply
8/11/2020 11:32	0:01	SSA2	0.02770	0.08500	Oversupply
8/11/2020 11:33	0:01	SSA3	0.02711	0.50600	Oversupply
8/11/2020 11:33	0:01	SSA2	0.02770	0.70100	Oversupply
8/11/2020 11:34	0:01	SSA3	0.02652	0.22200	Oversupply
8/11/2020 11:34	0:01	SSA2	0.02770	0.83900	Oversupply
8/11/2020 11:34	0:01	SSA3	0.02652	0.61800	Oversupply
8/11/2020 11:35	0:01	SSA2	0.02770	0.37300	Oversupply
8/11/2020 11:35	0:01	SSA3	0.02711	1.46000	Oversupply
8/11/2020 11:36	0:01	SSA2	0.02770	1.65800	Oversupply
8/11/2020 11:36	0:01	SSA3	0.02711	0.79700	Oversupply
8/11/2020 11:37	0:01	SSA3	0.02652	0.25800	Oversupply
8/11/2020 11:37	0:01	SSA2	0.02770	1.87900	Oversupply
8/11/2020 11:37	0:01	SSA3	0.02770	1.46100	Oversupply
8/11/2020 11:38	0:01	SSA2	0.02770	0.86100	Oversupply
8/11/2020 11:38	0:01	SSA3	0.02711	1.61100	Oversupply
8/11/2020 11:38	0:01	SSA2	0.02770	2.01600	Oversupply
8/11/2020 11:39	0:01	SSA3	0.02652	0.05300	Oversupply
8/11/2020 11:39	0:01	SSA2	0.02770	1.58900	Oversupply
8/11/2020 11:40	0:01	SSA3	0.02711	0.85800	Oversupply
8/11/2020 11:40	0:01	SSA2	0.02770	1.29100	Oversupply
8/11/2020 11:40	0:01	SSA3	0.02711	1.21400	Oversupply
8/11/2020 11:41	0:01	SSA2	0.02770	1.12700	Oversupply
8/11/2020 11:41	0:01	SSA3	0.02770	1.13100	Oversupply
8/11/2020 11:42	0:01	SSA2	0.02770	1.01600	Oversupply
8/11/2020 11:42	0:01	SSA3	0.02711	1.35700	Oversupply
8/11/2020 11:43	0:01	SSA3	0.02711	1.07600	Oversupply
8/11/2020 11:43	0:01	SSA2	0.02770	1.01900	Oversupply
8/11/2020 11:44	0:01	SSA3	0.02653	1.01100	Oversupply
8/11/2020 11:44	0:01	SSA2	0.02756	1.38500	Oversupply
8/11/2020 11:44	0:01	SSA3	0.02506	0.92300	Oversupply
8/11/2020 11:45	0:01	SSA2	0.02383	1.35700	Oversupply
8/11/2020 11:45	0:01	SSA3	0.01911	0.98400	Oversupply
8/11/2020 11:45	0:01	SSA2	0.02383	0.52700	Oversupply
8/11/2020 11:46	0:01	SSA3	0.01911	0.44500	Oversupply
8/11/2020 11:46	0:01	SSA2	0.02383	1.71900	Oversupply
8/11/2020 11:47	0:01	SSA3	0.01953	0.06000	Oversupply
8/11/2020 11:47	0:01	SSA2	0.02383	1.78600	Oversupply
8/11/2020 11:47	0:02	SSA3	0.03822	0.67200	Oversupply
8/11/2020 11:48	0:01	SSA2	0.02383	1.57900	Oversupply
8/11/2020 11:49	0:01	SSA2	0.02383	1.01700	Oversupply
8/11/2020 11:49	0:01	SSA3	0.01953	0.56000	Oversupply
8/11/2020 11:50	0:01	SSA3	0.01911	1.28300	Oversupply
8/11/2020 11:50	0:01	SSA2	0.02383	1.71800	Oversupply
8/11/2020 11:50	0:01	SSA3	0.01953	1.28800	Oversupply
8/11/2020 11:51	0:01	SSA2	0.02383	1.31700	Oversupply
8/11/2020 11:51	0:01	SSA3	0.01911	1.24800	Oversupply
8/11/2020 11:51	0:01	SSA2	0.02383	1.29300	Oversupply



**Maui Curtailment Report**

**August 2020**

Start Date and Time	Duration (minutes)	IPP Curtailed	Estimated Curtailed MWH	Peak MW Curtailed	Reasons for Curtailment
8/11/2020 11:52	0:02	SSA3	0.03781	1.16900	Oversupply
8/11/2020 11:52	0:01	SSA2	0.02383	1.40800	Oversupply
8/11/2020 11:53	0:01	SSA2	0.02383	0.75400	Oversupply
8/11/2020 11:54	0:01	SSA3	0.01994	0.93300	Oversupply
8/11/2020 11:54	0:01	SSA2	0.02383	0.99100	Oversupply
8/11/2020 11:54	0:01	SSA3	0.01911	0.88700	Oversupply
8/11/2020 11:55	0:01	SSA2	0.02383	1.09800	Oversupply
8/11/2020 11:55	0:01	SSA3	0.01870	0.94200	Oversupply
8/11/2020 11:56	0:01	SSA2	0.02383	1.08000	Oversupply
8/11/2020 11:56	0:01	SSA3	0.01911	1.25800	Oversupply
8/11/2020 11:57	0:01	SSA3	0.01911	0.64400	Oversupply
8/11/2020 11:57	0:01	SSA2	0.02383	0.93200	Oversupply
8/11/2020 11:57	0:01	SSA3	0.01953	1.01400	Oversupply
8/11/2020 11:58	0:01	SSA2	0.02383	1.05200	Oversupply
8/11/2020 11:58	0:01	SSA3	0.01911	1.42500	Oversupply
8/11/2020 11:58	0:01	SSA2	0.02383	1.28500	Oversupply
8/11/2020 11:59	0:01	SSA3	0.01830	1.15700	Oversupply
8/11/2020 11:59	0:01	SSA2	0.02320	1.12500	Oversupply
8/11/2020 12:00	0:01	SSA3	0.02241	2.03000	Oversupply
8/11/2020 12:00	0:01	SSA2	0.02424	1.32100	Oversupply
8/11/2020 12:00	0:01	SSA3	0.02241	0.42700	Oversupply
8/11/2020 12:01	0:01	SSA2	0.02424	2.06900	Oversupply
8/11/2020 12:01	0:01	SSA3	0.02241	1.53300	Oversupply
8/11/2020 12:02	0:01	SSA2	0.02424	0.61800	Oversupply
8/11/2020 12:02	0:01	SSA3	0.02290	2.12600	Oversupply
8/11/2020 12:03	0:01	SSA2	0.02424	1.78500	Oversupply
8/11/2020 12:03	0:01	SSA3	0.02241	2.06800	Oversupply
8/11/2020 12:04	0:01	SSA3	0.02193	1.61000	Oversupply
8/11/2020 12:04	0:02	SSA2	0.04848	1.64500	Oversupply
8/11/2020 12:04	0:01	SSA3	0.02241	1.54500	Oversupply
8/11/2020 12:05	0:01	SSA3	0.02290	1.19100	Oversupply
8/11/2020 12:05	0:01	SSA2	0.02424	0.95600	Oversupply
8/11/2020 12:06	0:01	SSA3	0.02192	1.52100	Oversupply
8/11/2020 12:06	0:01	SSA2	0.02424	0.81900	Oversupply
8/11/2020 12:07	0:02	SSA3	0.04482	0.10200	Oversupply
8/11/2020 12:07	0:01	SSA2	0.02424	1.10000	Oversupply
8/11/2020 12:08	0:01	SSA2	0.02424	1.02400	Oversupply
8/11/2020 12:08	0:01	SSA3	0.02192	1.08200	Oversupply
8/11/2020 12:09	0:01	SSA2	0.02424	0.32500	Oversupply
8/11/2020 12:09	0:01	SSA3	0.02290	0.65400	Oversupply
8/11/2020 12:10	0:01	SSA2	0.02424	1.14700	Oversupply
8/11/2020 12:10	0:02	SSA3	0.04531	1.97600	Oversupply
8/11/2020 12:11	0:01	SSA2	0.02424	0.42900	Oversupply
8/11/2020 12:11	0:01	SSA3	0.02241	0.84200	Oversupply
8/11/2020 12:11	0:01	SSA2	0.02424	0.85900	Oversupply
8/11/2020 12:12	0:01	SSA3	0.02192	0.64800	Oversupply
8/11/2020 12:12	0:01	SSA2	0.02424	1.44800	Oversupply
8/11/2020 12:13	0:01	SSA3	0.02290	0.54700	Oversupply
8/11/2020 12:13	0:01	SSA2	0.02424	0.81000	Oversupply
8/11/2020 12:13	0:01	SSA3	0.02241	1.02700	Oversupply
8/11/2020 12:14	0:01	SSA2	0.02515	1.28600	Oversupply
8/11/2020 12:14	0:01	SSA3	0.02245	1.09700	Oversupply
8/11/2020 12:15	0:01	SSA2	0.02609	1.12200	Oversupply
8/11/2020 12:15	0:01	SSA3	0.02246	1.11900	Oversupply
8/11/2020 12:16	0:01	SSA2	0.02661	1.21400	Oversupply
8/11/2020 12:16	0:01	SSA3	0.02246	1.21600	Oversupply
8/11/2020 12:17	0:01	SSA2	0.02661	1.58300	Oversupply
8/11/2020 12:17	0:01	SSA3	0.02246	1.37600	Oversupply
8/11/2020 12:17	0:01	SSA3	0.02198	1.39400	Oversupply
8/11/2020 12:17	0:02	SSA2	0.05321	1.19000	Oversupply
8/11/2020 12:18	0:01	SSA3	0.02197	0.47500	Oversupply
8/11/2020 12:19	0:01	SSA3	0.02295	1.48000	Oversupply
8/11/2020 12:19	0:01	SSA2	0.02661	1.40300	Oversupply
8/11/2020 12:20	0:01	SSA3	0.02246	0.93400	Oversupply
8/11/2020 12:20	0:01	SSA2	0.02661	0.94600	Oversupply
8/11/2020 12:20	0:01	SSA3	0.02295	1.12500	Oversupply
8/11/2020 12:21	0:01	SSA2	0.02661	0.59200	Oversupply
8/11/2020 12:21	0:01	SSA3	0.02197	0.35900	Oversupply
8/11/2020 12:22	0:01	SSA2	0.02661	0.40800	Oversupply
8/11/2020 12:22	0:01	SSA3	0.02295	1.25100	Oversupply
8/11/2020 12:23	0:01	SSA2	0.02661	0.60200	Oversupply
8/11/2020 12:23	0:01	SSA3	0.02246	0.34500	Oversupply
8/11/2020 12:23	0:01	SSA3	0.02295	0.51100	Oversupply
8/11/2020 12:23	0:01	SSA2	0.02661	0.42500	Oversupply
8/11/2020 12:24	0:01	SSA3	0.02197	1.71800	Oversupply



Maui Curtailment Report

August 2020

Start Date and Time	Duration (minutes)	IPP Curtailed	Estimated Curtailed MWH	Peak MW Curtailed	Reasons for Curtailment
8/11/2020 12:24	0:01	SSA2	0.02661	1.90100	Oversupply
8/11/2020 12:25	0:01	SSA3	0.02442	1.53000	Oversupply
8/11/2020 12:25	0:01	SSA2	0.02661	0.84000	Oversupply
8/11/2020 12:26	0:01	SSA3	0.02197	1.98400	Oversupply
8/11/2020 12:26	0:01	SSA2	0.02661	1.12800	Oversupply
8/11/2020 12:27	0:01	SSA3	0.02246	2.16500	Oversupply
8/11/2020 12:27	0:01	SSA2	0.02661	1.61800	Oversupply
8/11/2020 12:27	0:01	SSA3	0.02246	1.05700	Oversupply
8/11/2020 12:28	0:01	SSA2	0.02661	0.65200	Oversupply
8/11/2020 12:28	0:01	SSA3	0.02295	1.31600	Oversupply
8/11/2020 12:29	0:01	SSA2	0.02665	1.41900	Oversupply
8/11/2020 12:29	0:01	SSA3	0.02304	0.99800	Oversupply
8/11/2020 12:30	0:01	SSA2	0.02683	0.30300	Oversupply
8/11/2020 12:30	0:01	SSA3	0.02639	1.74300	Oversupply
8/11/2020 12:30	0:01	SSA2	0.02736	1.39300	Oversupply
8/11/2020 12:30	0:01	SSA3	0.02529	0.40100	Oversupply
8/11/2020 12:31	0:01	SSA3	0.02584	0.96300	Oversupply
8/11/2020 12:31	0:01	SSA2	0.02736	0.07600	Oversupply
8/11/2020 12:32	0:01	SSA3	0.02529	1.33300	Oversupply
8/11/2020 12:32	0:01	SSA2	0.02736	1.22900	Oversupply
8/11/2020 12:33	0:01	SSA3	0.02584	1.61300	Oversupply
8/11/2020 12:33	0:01	SSA2	0.02736	1.23800	Oversupply
8/11/2020 12:34	0:01	SSA3	0.02529	1.27300	Oversupply
8/11/2020 12:34	0:01	SSA2	0.02736	1.00100	Oversupply
8/11/2020 12:34	0:01	SSA3	0.02474	1.15500	Oversupply
8/11/2020 12:35	0:01	SSA2	0.02736	1.62700	Oversupply
8/11/2020 12:35	0:01	SSA3	0.02529	0.71200	Oversupply
8/11/2020 12:36	0:01	SSA2	0.02736	0.92100	Oversupply
8/11/2020 12:36	0:01	SSA3	0.02529	0.30200	Oversupply
8/11/2020 12:36	0:01	SSA2	0.02736	0.85500	Oversupply
8/11/2020 12:37	0:01	SSA3	0.02584	1.31700	Oversupply
8/11/2020 12:37	0:01	SSA2	0.02736	1.22600	Oversupply
8/11/2020 12:37	0:01	SSA3	0.02584	0.80700	Oversupply
8/11/2020 12:38	0:01	SSA3	0.02584	0.78200	Oversupply
8/11/2020 12:38	0:01	SSA2	0.02736	0.95500	Oversupply
8/11/2020 12:39	0:01	SSA3	0.03024	0.74300	Oversupply
8/11/2020 12:39	0:01	SSA2	0.02736	0.69800	Oversupply
8/11/2020 12:40	0:01	SSA3	0.02529	0.77000	Oversupply
8/11/2020 12:40	0:01	SSA2	0.02736	0.67700	Oversupply
8/11/2020 12:41	0:01	SSA3	0.02474	0.65900	Oversupply
8/11/2020 12:41	0:01	SSA2	0.02736	1.25500	Oversupply
8/11/2020 12:41	0:01	SSA3	0.02584	1.11100	Oversupply
8/11/2020 12:42	0:01	SSA2	0.02736	0.64700	Oversupply
8/11/2020 12:42	0:01	SSA3	0.02529	1.11400	Oversupply
8/11/2020 12:43	0:01	SSA2	0.02736	1.27000	Oversupply
8/11/2020 12:43	0:01	SSA3	0.02529	0.77000	Oversupply
8/11/2020 12:43	0:01	SSA2	0.02736	0.89400	Oversupply
8/11/2020 12:44	0:01	SSA3	0.02529	0.20700	Oversupply
8/11/2020 12:44	0:01	SSA2	0.03333	0.89800	Oversupply
8/11/2020 12:44	0:01	SSA3	0.03165	0.11300	Oversupply
8/11/2020 12:45	0:04	SSA2	0.18243	0.03800	Oversupply
8/11/2020 12:45	0:05	SSA3	0.12359	0.01000	Oversupply
8/11/2020 12:47	0:01	KWP11	0.00871	0.95604	Oversupply
8/11/2020 12:49	0:02	KWP11	0.00353	1.58176	Oversupply
8/11/2020 12:49	0:01	SSA2	0.03649	0.03700	Oversupply
8/11/2020 12:50	0:01	SSA3	0.02142	0.14800	Oversupply
8/11/2020 12:50	0:01	SSA2	0.03649	0.13000	Oversupply
8/11/2020 12:51	0:01	SSA3	0.02008	0.38500	Oversupply
8/11/2020 12:51	0:01	SSA2	0.03649	0.31200	Oversupply
8/11/2020 12:51	0:01	SSA3	0.02008	0.48600	Oversupply
8/11/2020 12:52	0:01	SSA2	0.03649	0.73600	Oversupply
8/11/2020 12:52	0:01	SSA3	0.02052	1.19500	Oversupply
8/11/2020 12:53	0:01	SSA2	0.03649	1.12900	Oversupply
8/11/2020 12:53	0:01	SSA3	0.02052	1.02400	Oversupply
8/11/2020 12:54	0:01	SSA3	0.02008	1.30500	Oversupply
8/11/2020 12:54	0:01	SSA2	0.03649	1.77800	Oversupply
8/11/2020 12:54	0:01	SSA3	0.02052	1.23200	Oversupply
8/11/2020 12:55	0:01	SSA2	0.03649	1.51900	Oversupply
8/11/2020 12:55	0:01	SSA3	0.02052	0.89800	Oversupply
8/11/2020 12:56	0:01	SSA2	0.03649	0.07600	Oversupply
8/11/2020 12:56	0:02	SSA3	0.06246	0.06300	Oversupply
8/11/2020 12:56	0:03	SSA2	0.10946	0.02000	Oversupply
8/11/2020 12:58	0:02	KWP11	0.03138	1.42009	Oversupply
8/11/2020 12:58	0:01	SSA3	0.02052	0.00900	Oversupply
8/11/2020 12:59	0:01	SSA2	0.03800	0.08500	Oversupply



**Maui Curtailment Report**

**August 2020**

Start Date and Time	Duration (minutes)	IPP Curtailed	Estimated Curtailed MWH	Peak MW Curtailed	Reasons for Curtailment
8/11/2020 12:59	0:01	SSA3	0.02249	0.20700	Oversupply
8/11/2020 13:00	0:01	SSA2	0.04024	0.11800	Oversupply
8/11/2020 13:00	0:01	SSA3	0.03432	0.54300	Oversupply
8/11/2020 13:01	0:01	SSA3	0.03357	0.48400	Oversupply
8/11/2020 13:01	0:01	SSA2	0.04024	0.09600	Oversupply
8/11/2020 13:01	0:02	SSA3	0.06864	0.54900	Oversupply
8/11/2020 13:02	0:01	SSA2	0.04024	0.15400	Oversupply
8/11/2020 13:02	0:01	SSA2	0.04024	0.50500	Oversupply
8/11/2020 13:03	0:01	SSA3	0.03507	0.69300	Oversupply
8/11/2020 13:03	0:01	SSA2	0.04024	0.76600	Oversupply
8/11/2020 13:04	0:16	SSA3	0.73867	0.07600	Oversupply
8/11/2020 13:04	0:17	SSA2	0.80981	0.00900	Oversupply
8/11/2020 13:05	0:16	KWP11	0.17113	1.65261	Oversupply
8/11/2020 13:07	0:01	AWE	0.00790	20.30000	Oversupply
8/11/2020 13:12	0:09	AWE	0.14974	20.90000	Oversupply
8/11/2020 13:20	0:01	SSA3	0.03601	0.03200	Oversupply
8/11/2020 13:21	0:01	SSA3	0.03757	0.24300	Oversupply
8/11/2020 13:21	0:01	SSA2	0.04105	0.01800	Oversupply
8/11/2020 13:22	0:01	SSA3	0.03523	0.21000	Oversupply
8/11/2020 13:22	0:04	SSA3	0.18239	0.00800	Oversupply
8/11/2020 13:22	0:03	SSA2	0.16420	0.00400	Oversupply
8/11/2020 13:23	0:03	KWP11	0.02930	0.86323	Oversupply
8/11/2020 13:24	0:01	AWE	0.00510	20.90000	Oversupply
8/11/2020 13:26	0:01	SSA2	0.04105	0.00100	Oversupply
8/11/2020 13:26	0:01	SSA3	0.03679	0.15300	Oversupply
8/11/2020 13:27	0:02	SSA2	0.08210	0.08400	Oversupply
8/11/2020 13:27	0:02	SSA3	0.07202	0.10900	Oversupply
8/11/2020 13:28	0:01	SSA2	0.04105	0.08800	Oversupply
8/11/2020 13:28	0:01	SSA3	0.03679	0.00300	Oversupply
8/11/2020 13:29	0:01	SSA3	0.02925	0.17000	Oversupply
8/11/2020 13:29	0:01	SSA2	0.03147	0.21500	Oversupply
8/11/2020 13:30	0:01	SSA3	0.02535	0.08000	Oversupply
8/11/2020 13:30	0:01	SSA2	0.02828	0.05700	Oversupply
8/11/2020 13:31	0:01	SSA3	0.02481	0.61600	Oversupply
8/11/2020 13:31	0:01	SSA2	0.02828	0.47500	Oversupply
8/11/2020 13:32	0:01	SSA3	0.02481	0.35300	Oversupply
8/11/2020 13:32	0:01	SSA2	0.02828	1.13200	Oversupply
8/11/2020 13:32	0:01	SSA3	0.02481	0.79100	Oversupply
8/11/2020 13:33	0:01	SSA2	0.02828	0.54500	Oversupply
8/11/2020 13:33	0:01	SSA3	0.02427	1.13200	Oversupply
8/11/2020 13:34	0:01	SSA2	0.02828	0.89500	Oversupply
8/11/2020 13:34	0:01	SSA3	0.02643	0.87100	Oversupply
8/11/2020 13:34	0:01	SSA2	0.02828	1.46600	Oversupply
8/11/2020 13:35	0:01	SSA3	0.02481	1.32100	Oversupply
8/11/2020 13:35	0:01	SSA2	0.02828	0.61500	Oversupply
8/11/2020 13:35	0:01	SSA3	0.02427	0.94500	Oversupply
8/11/2020 13:36	0:01	SSA3	0.02481	0.95000	Oversupply
8/11/2020 13:36	0:01	SSA2	0.02828	0.46700	Oversupply
8/11/2020 13:37	0:01	SSA3	0.02481	0.54400	Oversupply
8/11/2020 13:37	0:01	SSA2	0.02828	0.39700	Oversupply
8/11/2020 13:38	0:01	SSA3	0.02481	1.18600	Oversupply
8/11/2020 13:38	0:01	SSA2	0.02828	1.81500	Oversupply
8/11/2020 13:38	0:01	SSA3	0.02427	1.97700	Oversupply
8/11/2020 13:39	0:01	SSA2	0.02828	1.50000	Oversupply
8/11/2020 13:39	0:01	SSA3	0.02427	1.57200	Oversupply
8/11/2020 13:40	0:01	SSA2	0.02719	0.83800	Oversupply
8/11/2020 13:40	0:01	SSA3	0.02481	0.88900	Oversupply
8/11/2020 13:41	0:01	SSA2	0.02828	0.50900	Oversupply
8/11/2020 13:41	0:01	SSA3	0.02427	1.59500	Oversupply
8/11/2020 13:41	0:01	SSA2	0.02828	1.12500	Oversupply
8/11/2020 13:42	0:01	SSA3	0.02428	1.24500	Oversupply
8/11/2020 13:42	0:01	SSA2	0.02828	0.90700	Oversupply
8/11/2020 13:42	0:01	SSA3	0.02427	1.05000	Oversupply
8/11/2020 13:43	0:01	SSA3	0.02535	0.42000	Oversupply
8/11/2020 13:43	0:01	SSA2	0.02828	1.22700	Oversupply
8/11/2020 13:44	0:01	SSA3	0.02512	1.17200	Oversupply
8/11/2020 13:44	0:01	SSA2	0.03066	0.38100	Oversupply
8/11/2020 13:45	0:01	SSA3	0.03011	0.92600	Oversupply
8/11/2020 13:45	0:01	SSA2	0.03418	0.96400	Oversupply
8/11/2020 13:45	0:01	SSA3	0.02947	0.94800	Oversupply
8/11/2020 13:46	0:01	SSA2	0.03418	0.76700	Oversupply
8/11/2020 13:46	0:01	SSA3	0.02947	0.31700	Oversupply
8/11/2020 13:47	0:01	SSA2	0.03418	0.87100	Oversupply
8/11/2020 13:47	0:01	SSA3	0.02882	1.27100	Oversupply
8/11/2020 13:47	0:01	SSA2	0.03418	1.89400	Oversupply



**Maui Curtailment Report**

**August 2020**

Start Date and Time	Duration (minutes)	IPP Curtailed	Estimated Curtailed MWH	Peak MW Curtailed	Reasons for Curtailment
8/11/2020 13:48	0:01	SSA3	0.02882	1.70600	Oversupply
8/11/2020 13:48	0:01	SSA2	0.03418	0.86300	Oversupply
8/11/2020 13:48	0:01	SSA3	0.03075	0.81300	Oversupply
8/11/2020 13:49	0:01	SSA3	0.02882	1.29200	Oversupply
8/11/2020 13:49	0:01	SSA2	0.03418	1.58900	Oversupply
8/11/2020 13:50	0:01	SSA3	0.03011	1.47400	Oversupply
8/11/2020 13:50	0:01	SSA2	0.03418	0.15400	Oversupply
8/11/2020 13:51	0:01	SSA3	0.02947	0.34500	Oversupply
8/11/2020 13:51	0:01	SSA2	0.03418	0.24400	Oversupply
8/11/2020 13:51	0:01	SSA3	0.02947	0.17200	Oversupply
8/11/2020 13:52	0:01	SSA2	0.03418	0.42200	Oversupply
8/11/2020 13:52	0:01	SSA3	0.02882	0.28400	Oversupply
8/11/2020 13:53	0:01	SSA2	0.03418	0.08500	Oversupply
8/11/2020 13:53	0:01	SSA3	0.03011	0.47200	Oversupply
8/11/2020 13:54	0:01	SSA2	0.03418	0.71400	Oversupply
8/11/2020 13:54	0:01	SSA3	0.02947	0.04800	Oversupply
8/11/2020 13:54	0:01	SSA2	0.03418	0.09500	Oversupply
8/11/2020 13:55	0:01	SSA3	0.03011	0.56100	Oversupply
8/11/2020 13:55	0:01	SSA2	0.03418	0.10700	Oversupply
8/11/2020 13:55	0:03	SSA3	0.11786	0.18200	Oversupply
8/11/2020 13:56	0:02	SSA2	0.06835	0.11000	Oversupply
8/11/2020 13:57	0:03	KWPIL	0.01029	4.62951	Oversupply
8/11/2020 13:58	0:01	SSA2	0.03418	0.00600	Oversupply
8/11/2020 13:58	0:01	SSA3	0.03011	0.13300	Oversupply
8/11/2020 13:59	0:01	SSA2	0.03303	0.04100	Oversupply
8/11/2020 13:59	0:01	SSA3	0.02146	0.47300	Oversupply
8/11/2020 14:00	0:01	SSA2	0.02222	0.09700	Oversupply
8/11/2020 14:00	0:01	SSA3	0.01497	1.31600	Oversupply
8/11/2020 14:00	0:01	SSA2	0.02222	0.28000	Oversupply
8/11/2020 14:01	0:01	SSA3	0.01564	1.95500	Oversupply
8/11/2020 14:01	0:01	SSA2	0.02222	0.53700	Oversupply
8/11/2020 14:01	0:01	SSA3	0.01631	1.90800	Oversupply
8/11/2020 14:02	0:01	SSA2	0.02222	0.72400	Oversupply
8/11/2020 14:02	0:01	SSA3	0.01497	1.84300	Oversupply
8/11/2020 14:03	0:01	SSA3	0.01564	1.79400	Oversupply
8/11/2020 14:03	0:01	SSA2	0.02222	1.37200	Oversupply
8/11/2020 14:04	0:01	SSA3	0.01564	2.01700	Oversupply
8/11/2020 14:04	0:01	SSA2	0.02222	1.96500	Oversupply
8/11/2020 14:05	0:01	SSA3	0.01564	2.23900	Oversupply
8/11/2020 14:05	0:01	SSA2	0.02222	2.01100	Oversupply
8/11/2020 14:05	0:01	SSA3	0.01498	2.80600	Oversupply
8/11/2020 14:06	0:01	SSA2	0.02222	2.03600	Oversupply
8/11/2020 14:06	0:01	SSA3	0.01531	0.60100	Oversupply
8/11/2020 14:07	0:01	SSA2	0.02222	1.59900	Oversupply
8/11/2020 14:07	0:01	SSA3	0.01531	0.25400	Oversupply
8/11/2020 14:07	0:01	SSA2	0.02222	1.82700	Oversupply
8/11/2020 14:08	0:01	SSA3	0.01498	1.60400	Oversupply
8/11/2020 14:08	0:01	SSA2	0.02222	1.88700	Oversupply
8/11/2020 14:08	0:01	SSA3	0.01597	1.48100	Oversupply
8/11/2020 14:09	0:01	SSA2	0.02222	1.38300	Oversupply
8/11/2020 14:09	0:01	SSA3	0.01531	1.52500	Oversupply
8/11/2020 14:10	0:01	SSA2	0.02222	1.85700	Oversupply
8/11/2020 14:10	0:01	SSA3	0.01564	1.24200	Oversupply
8/11/2020 14:11	0:01	SSA3	0.01564	1.86500	Oversupply
8/11/2020 14:11	0:01	SSA2	0.02222	0.24800	Oversupply
8/11/2020 14:12	0:01	SSA3	0.01531	2.22500	Oversupply
8/11/2020 14:12	0:01	SSA2	0.02222	0.53000	Oversupply
8/11/2020 14:12	0:01	SSA3	0.01497	1.78000	Oversupply
8/11/2020 14:13	0:01	SSA2	0.02222	1.87600	Oversupply
8/11/2020 14:13	0:01	SSA3	0.01497	1.51400	Oversupply
8/11/2020 14:13	0:01	SSA2	0.02222	2.30000	Oversupply
8/11/2020 14:14	0:01	SSA3	0.01423	1.99900	Oversupply
8/11/2020 14:15	0:01	SSA3	-0.00054	2.16300	Oversupply
8/11/2020 14:23	0:01	SSA2	0.00217	2.41500	Oversupply
8/11/2020 14:24	0:01	17-2	0.00581	0.75000	Oversupply
8/11/2020 14:26	0:02	17-2	0.01349	0.75000	Oversupply
8/11/2020 14:28	0:01	SSA2	0.00217	2.78100	Oversupply
8/11/2020 14:29	0:06	17-2	0.05243	0.75000	Oversupply
8/11/2020 14:29	0:01	SSA3	-0.00055	2.83200	Oversupply
8/11/2020 14:29	0:01	SSA2	0.01033	2.15500	Oversupply
8/11/2020 14:29	0:01	SSA3	0.01542	2.84800	Oversupply
8/11/2020 14:31	0:01	SSA2	0.01915	2.97100	Oversupply
8/11/2020 14:31	0:01	SSA3	0.01788	0.63500	Oversupply
8/11/2020 14:32	0:01	SSA2	0.01915	1.35100	Oversupply
8/11/2020 14:32	0:01	SSA3	0.01788	1.47300	Oversupply





**Maui Curtailment Report**

**August 2020**

Start Date and Time	Duration (minutes)	IPP Curtailed	Estimated Curtailed MWH	Peak MW Curtailed	Reasons for Curtailment
8/11/2020 14:36	0:01	SSA2	0.01915	2.64400	Oversupply
8/11/2020 14:36	0:01	SSA3	0.01788	2.80300	Oversupply
8/11/2020 14:37	0:42	17-2	0.46026	0.75000	Oversupply
8/11/2020 14:37	0:01	SSA2	0.01915	1.63100	Oversupply
8/11/2020 14:37	0:01	SSA3	0.01788	0.10500	Oversupply
8/11/2020 14:38	0:01	SSA2	0.01915	2.48700	Oversupply
8/11/2020 14:38	0:01	SSA3	0.01750	0.50600	Oversupply
8/11/2020 14:39	0:01	SSA2	0.01915	0.91100	Oversupply
8/11/2020 14:39	0:01	SSA3	0.01788	1.73300	Oversupply
8/11/2020 14:39	0:01	SSA2	0.01915	0.92400	Oversupply
8/11/2020 14:39	0:01	SSA3	0.01750	1.31100	Oversupply
8/11/2020 14:40	0:05	SSA3	0.10864	0.04300	Oversupply
8/11/2020 14:40	0:04	SSA2	0.09858	0.25400	Oversupply
8/11/2020 14:42	0:02	AWE	0.05343	20.60000	Oversupply
8/11/2020 14:42	0:04	KWP11	0.06691	1.91009	Oversupply
8/11/2020 14:45	0:01	SSA2	0.03747	0.01900	Oversupply
8/11/2020 14:45	0:01	SSA3	0.01956	0.13100	Oversupply
8/11/2020 14:46	0:01	SSA2	0.03747	0.12100	Oversupply
8/11/2020 14:46	0:01	SSA3	0.02043	0.60300	Oversupply
8/11/2020 14:46	0:01	SSA3	0.01999	0.47800	Oversupply
8/11/2020 14:46	0:01	SSA2	0.03747	0.11000	Oversupply
8/11/2020 14:47	0:05	SSA3	0.14167	0.00900	Oversupply
8/11/2020 14:47	0:05	SSA2	0.22409	0.00500	Oversupply
8/11/2020 14:49	0:04	KWP11	0.10852	4.02675	Oversupply
8/11/2020 14:52	0:01	SSA2	0.03675	0.00000	Oversupply
8/11/2020 14:53	0:01	SSA3	0.01956	0.00900	Oversupply
8/11/2020 14:53	0:01	SSA2	0.03747	0.05700	Oversupply
8/11/2020 14:53	0:01	SSA3	0.02043	0.03700	Oversupply
8/11/2020 14:54	0:02	SSA3	0.04042	0.04600	Oversupply
8/11/2020 14:54	0:01	SSA2	0.03747	0.42300	Oversupply
8/11/2020 14:55	0:01	SSA2	0.03747	0.00800	Oversupply
8/11/2020 14:56	0:01	SSA3	0.02043	0.16200	Oversupply
8/11/2020 14:56	0:01	SSA2	0.03747	0.53100	Oversupply
8/11/2020 14:56	0:01	SSA3	0.01956	0.11200	Oversupply
8/11/2020 14:57	0:01	SSA2	0.03747	1.10500	Oversupply
8/11/2020 14:57	0:01	SSA3	0.01956	0.21300	Oversupply
8/11/2020 14:58	0:01	SSA2	0.03747	0.06600	Oversupply
8/11/2020 14:58	0:01	SSA3	0.02043	0.30800	Oversupply
8/11/2020 14:58	0:01	SSA2	0.03747	1.22700	Oversupply
8/11/2020 14:59	0:01	SSA2	0.03280	2.39700	Oversupply
8/11/2020 14:59	0:01	SSA3	0.01223	0.88500	Oversupply
8/11/2020 15:00	0:01	SSA2	0.03155	1.10000	Oversupply
8/11/2020 15:00	0:01	SSA3	0.01918	0.84100	Oversupply
8/11/2020 15:01	0:01	SSA3	0.01960	0.73300	Oversupply
8/11/2020 15:01	0:01	SSA2	0.03155	1.01800	Oversupply
8/11/2020 15:02	0:01	SSA3	0.01918	0.17600	Oversupply
8/11/2020 15:02	0:02	SSA2	0.06310	0.07100	Oversupply
8/11/2020 15:03	0:01	SSA3	0.01918	0.22800	Oversupply
8/11/2020 15:03	0:01	SSA3	0.01960	0.27800	Oversupply
8/11/2020 15:04	0:01	SSA2	0.03155	0.10400	Oversupply
8/11/2020 15:04	0:01	SSA3	0.02043	0.11300	Oversupply
8/11/2020 15:05	0:01	SSA2	0.03155	0.10200	Oversupply
8/11/2020 15:05	0:01	SSA3	0.01918	0.83100	Oversupply
8/11/2020 15:05	0:01	SSA2	0.03155	0.14000	Oversupply
8/11/2020 15:06	0:01	SSA2	0.03155	0.12200	Oversupply
8/11/2020 15:06	0:01	SSA3	0.01918	1.40800	Oversupply
8/11/2020 15:07	0:01	SSA2	0.03155	0.14100	Oversupply
8/11/2020 15:07	0:01	SSA3	0.01918	1.16900	Oversupply
8/11/2020 15:08	0:01	SSA2	0.03155	0.14600	Oversupply
8/11/2020 15:08	0:01	SSA3	0.01918	0.44500	Oversupply
8/11/2020 15:09	0:01	SSA3	0.01876	0.69600	Oversupply
8/11/2020 15:09	0:01	SSA2	0.03155	0.29600	Oversupply
8/11/2020 15:10	0:01	SSA3	0.01918	1.39400	Oversupply
8/11/2020 15:10	0:02	SSA2	0.06310	0.60300	Oversupply
8/11/2020 15:10	0:01	SSA3	0.01960	1.25300	Oversupply
8/11/2020 15:11	0:01	SSA3	0.01960	1.18700	Oversupply
8/11/2020 15:11	0:01	SSA2	0.03155	1.12600	Oversupply
8/11/2020 15:12	0:01	SSA3	0.01960	2.47900	Oversupply
8/11/2020 15:12	0:01	SSA2	0.03155	1.54500	Oversupply
8/11/2020 15:13	0:01	SSA2	0.03155	1.85900	Oversupply
8/11/2020 15:13	0:01	SSA3	0.01876	0.31700	Oversupply
8/11/2020 15:14	0:01	SSA2	0.02462	1.73700	Oversupply
8/11/2020 15:14	0:01	SSA3	0.01587	1.16700	Oversupply
8/11/2020 15:16	0:01	SSA2	0.01664	2.49500	Oversupply
8/11/2020 15:17	0:01	SSA2	0.01664	2.74900	Oversupply



**Maui Curtailment Report**

**August 2020**

Start Date and Time	Duration (minutes)	IPP Curtailed	Estimated Curtailed MWH	Peak MW Curtailed	Reasons for Curtailment
8/11/2020 15:18	0:01	SSA2	0.01664	1.86000	Oversupply
8/11/2020 15:19	0:01	SSA2	0.01664	1.58600	Oversupply
8/11/2020 15:20	0:02	17-2	0.01152	0.75000	Oversupply
8/11/2020 15:20	0:01	SSA2	0.01632	2.77300	Oversupply
8/11/2020 15:20	0:01	SSA3	0.00453	2.34600	Oversupply
8/11/2020 15:23	0:01	SSA3	0.00408	2.37200	Oversupply
8/11/2020 15:23	0:01	SSA2	0.01664	2.75800	Oversupply
8/11/2020 15:24	1:45	17-2	0.85407	0.75000	Oversupply
8/11/2020 15:24	0:01	SSA2	0.01664	2.77700	Oversupply
8/11/2020 15:24	0:01	SSA3	0.00417	1.50700	Oversupply
8/11/2020 15:25	0:01	SSA2	0.01664	0.97100	Oversupply
8/11/2020 15:26	0:01	SSA3	0.00417	0.64500	Oversupply
8/11/2020 15:26	0:01	SSA2	0.01664	1.47100	Oversupply
8/11/2020 15:27	0:01	SSA3	0.00426	0.29200	Oversupply
8/11/2020 15:27	0:01	SSA2	0.01664	1.64900	Oversupply
8/11/2020 15:27	0:01	SSA3	0.00417	0.52500	Oversupply
8/11/2020 15:28	0:01	SSA2	0.01664	0.18500	Oversupply
8/11/2020 15:28	0:01	SSA3	0.00435	0.67200	Oversupply
8/11/2020 15:29	0:01	SSA2	0.02024	0.91800	Oversupply
8/11/2020 15:29	0:01	SSA3	0.00741	0.74200	Oversupply
8/11/2020 15:30	0:01	SSA2	0.03479	0.81700	Oversupply
8/11/2020 15:30	0:01	SSA3	0.02525	0.46500	Oversupply
8/11/2020 15:30	0:02	SSA3	0.07629	0.08400	Oversupply
8/11/2020 15:31	0:03	SSA2	0.10438	0.02900	Oversupply
8/11/2020 15:32	0:02	KWPll	0.01973	8.30598	Oversupply
8/11/2020 15:33	0:01	SSA3	0.02525	0.00300	Oversupply
8/11/2020 15:33	0:01	SSA2	0.03479	0.06400	Oversupply
8/11/2020 15:34	0:02	SSA3	0.04995	0.27800	Oversupply
8/11/2020 15:34	0:01	SSA2	0.03479	0.00500	Oversupply
8/11/2020 15:35	0:01	KWPll	0.01180	8.13633	Oversupply
8/11/2020 15:35	0:01	SSA2	0.03479	0.00200	Oversupply
8/11/2020 15:35	0:01	SSA3	0.02580	0.01500	Oversupply
8/11/2020 15:36	0:01	SSA2	0.03479	0.10700	Oversupply
8/11/2020 15:36	0:01	SSA3	0.02525	0.26900	Oversupply
8/11/2020 15:37	0:01	SSA2	0.03479	0.28800	Oversupply
8/11/2020 15:37	0:01	SSA3	0.02470	0.60600	Oversupply
8/11/2020 15:37	0:02	SSA3	0.05324	0.02400	Oversupply
8/11/2020 15:37	0:01	SSA2	0.03479	0.01300	Oversupply
8/11/2020 15:38	0:02	KWPll	0.00623	7.49664	Oversupply
8/11/2020 15:38	0:01	SSA2	0.03479	0.00500	Oversupply
8/11/2020 15:39	0:01	SSA3	0.02470	0.22600	Oversupply
8/11/2020 15:39	0:01	SSA2	0.03479	0.69400	Oversupply
8/11/2020 15:40	0:01	SSA3	0.02525	0.78200	Oversupply
8/11/2020 15:40	0:01	SSA2	0.03413	1.45800	Oversupply
8/11/2020 15:40	0:01	SSA3	0.02525	0.72100	Oversupply
8/11/2020 15:41	1:25	SSA2	3.00494	0.08000	Oversupply
8/11/2020 15:41	1:25	SSA3	2.16395	0.02600	Oversupply
8/11/2020 15:42	1:25	KWPll	11.87996	20.60977	Oversupply
8/11/2020 15:53	0:01	AWE	0.00306	17.40000	Oversupply
8/11/2020 16:01	0:02	AWE	0.01757	19.50000	Oversupply
8/11/2020 16:07	0:07	AWE	0.28565	19.80000	Oversupply
8/11/2020 16:18	0:04	AWE	0.08939	21.00000	Oversupply
8/11/2020 17:06	0:01	SSA2	0.01524	0.00200	Oversupply
8/11/2020 17:06	0:01	SSA3	0.00790	0.26100	Oversupply
8/11/2020 17:07	0:01	SSA3	0.00790	0.22200	Oversupply
8/11/2020 17:07	0:01	SSA2	0.01524	0.07400	Oversupply
8/11/2020 17:07	0:01	SSA3	0.00808	0.21300	Oversupply
8/11/2020 17:07	0:01	SSA2	0.01524	0.06100	Oversupply
8/11/2020 21:33	0:01	KWPll	0.00353	16.98320	Oversupply
8/11/2020 23:32	0:05	KWPll	0.16259	15.30564	Oversupply
8/11/2020 23:41	0:09	KWPll	0.39772	18.93920	Oversupply
8/12/2020 0:11	0:06	KWPll	0.05273	17.79155	Oversupply
8/12/2020 0:22	0:04	KWPll	0.07588	18.45519	Oversupply
8/12/2020 0:28	0:10	KWPll	0.55346	17.20275	Oversupply
8/12/2020 0:43	0:03	KWPll	0.07233	11.95750	Oversupply
8/12/2020 0:50	0:02	KWPll	0.02635	12.33074	Oversupply
8/12/2020 0:53	0:01	KWPll	0.00042	10.57334	Oversupply
8/12/2020 0:55	0:57	KWPll	9.60768	18.28054	Oversupply
8/12/2020 1:23	0:18	AWE	1.13617	14.40000	Oversupply
8/12/2020 1:44	0:01	AWE	0.00287	9.10000	Oversupply
8/12/2020 1:47	0:01	AWE	0.00453	8.30000	Oversupply
8/12/2020 1:54	1:22	KWPll	19.71498	19.00207	Oversupply
8/12/2020 2:03	0:55	AWE	2.26460	9.90000	Oversupply
8/12/2020 3:02	0:01	AWE	0.00101	3.70000	Oversupply
8/12/2020 3:08	0:01	AWE	0.01822	5.10000	Oversupply



**Maui Curtailment Report**

**August 2020**

Start Date and Time	Duration (minutes)	IPP Curtailed	Estimated Curtailed MWH	Peak MW Curtailed	Reasons for Curtailment
8/12/2020 3:18	10:34	KWPPII	120.03723	20.55489	Oversupply
8/12/2020 3:24	0:04	AWE	0.03995	6.00000	Oversupply
8/12/2020 3:31	0:02	AWE	0.02837	6.90000	Oversupply
8/12/2020 6:15	7:36	SSA3	14.98740	0.00000	Oversupply
8/12/2020 6:17	7:34	SSA2	12.21855	0.00000	Oversupply
8/12/2020 6:27	0:02	17-2	0.00050	0.02500	Oversupply
8/12/2020 6:37	7:55	17-2	3.89545	0.75000	Oversupply
8/12/2020 7:41	5:55	AWE	40.82238	21.00000	Oversupply
8/12/2020 13:39	0:03	AWE	0.01050	19.70000	Oversupply
8/12/2020 13:51	0:02	SSA3	0.06648	0.04100	Oversupply
8/12/2020 13:51	0:01	SSA2	0.04122	0.03000	Oversupply
8/12/2020 13:52	0:01	SSA2	0.04122	0.12700	Oversupply
8/12/2020 13:53	0:01	SSA3	0.03361	0.48600	Oversupply
8/12/2020 13:53	0:01	SSA2	0.04122	0.13500	Oversupply
8/12/2020 13:53	0:27	SSA3	1.13387	0.12900	Oversupply
8/12/2020 13:54	0:27	SSA2	1.24995	0.00500	Oversupply
8/12/2020 13:55	0:26	KWPPII	1.88224	6.69029	Oversupply
8/12/2020 13:58	0:01	AWE	0.00542	20.00000	Oversupply
8/12/2020 14:03	0:14	AWE	0.55258	20.20000	Oversupply
8/12/2020 14:21	0:01	SSA2	0.03735	0.07500	Oversupply
8/12/2020 14:21	0:01	SSA3	0.01874	0.26000	Oversupply
8/12/2020 14:23	0:01	KWPPII	0.00709	0.42513	Oversupply
8/12/2020 14:23	0:01	SSA3	0.01834	0.72600	Oversupply
8/12/2020 14:23	0:01	SSA2	0.03735	0.53400	Oversupply
8/12/2020 14:23	0:01	SSA3	0.01874	0.61200	Oversupply
8/12/2020 14:24	0:01	SSA2	0.03735	0.80000	Oversupply
8/12/2020 14:24	0:01	SSA3	0.01874	0.87700	Oversupply
8/12/2020 14:25	0:01	SSA3	0.01834	0.43600	Oversupply
8/12/2020 14:25	0:01	SSA2	0.03735	0.96400	Oversupply
8/12/2020 14:26	0:01	SSA3	0.01874	0.12200	Oversupply
8/12/2020 14:26	0:02	SSA2	0.07471	0.01500	Oversupply
8/12/2020 14:26	0:02	SSA3	0.03708	0.05100	Oversupply
8/12/2020 14:28	0:01	KWPPII	0.02114	5.05864	Oversupply
8/12/2020 14:28	0:01	SSA2	0.03735	0.01900	Oversupply
8/12/2020 14:28	0:01	SSA3	0.01874	0.06400	Oversupply
8/12/2020 14:28	0:01	SSA2	0.03735	1.28900	Oversupply
8/12/2020 14:29	0:01	SSA3	0.01874	0.13400	Oversupply
8/12/2020 14:29	0:01	SSA2	0.01384	1.70400	Oversupply
8/12/2020 14:29	0:01	SSA3	0.00631	0.11300	Oversupply
8/12/2020 14:33	0:02	17-2	0.00664	0.75000	Oversupply
8/12/2020 14:33	0:01	SSA2	0.00517	1.36500	Oversupply
8/12/2020 14:34	0:01	SSA2	0.00517	2.76500	Oversupply
8/12/2020 14:39	0:01	17-2	0.00192	0.75000	Oversupply
8/12/2020 14:40	0:01	SSA2	0.00517	2.89200	Oversupply
8/12/2020 14:40	0:01	SSA3	0.01441	0.98800	Oversupply
8/12/2020 14:41	0:01	17-2	0.01245	0.75000	Oversupply
8/12/2020 14:41	0:01	SSA2	0.00517	1.54600	Oversupply
8/12/2020 14:50	0:01	17-2	0.00951	0.75000	Oversupply
8/12/2020 14:56	0:07	17-2	0.01442	0.75000	Oversupply
8/12/2020 14:57	0:01	SSA2	0.00482	2.45500	Oversupply
8/12/2020 14:57	0:01	SSA3	0.00615	0.96500	Oversupply
8/12/2020 14:58	0:01	SSA2	0.00482	0.75500	Oversupply
8/12/2020 14:58	0:01	SSA3	0.00615	1.17400	Oversupply
8/12/2020 14:59	0:01	SSA3	0.00615	0.18900	Oversupply
8/12/2020 14:59	0:01	SSA2	0.00559	0.98600	Oversupply
8/12/2020 14:59	0:01	SSA3	0.00186	1.23900	Oversupply
8/12/2020 15:00	0:01	SSA2	0.01280	1.93900	Oversupply
8/12/2020 15:00	0:01	SSA3	0.01273	2.44100	Oversupply
8/12/2020 15:03	0:01	SSA3	0.01301	2.76300	Oversupply
8/12/2020 15:04	0:08	17-2	0.08079	0.75000	Oversupply
8/12/2020 15:04	0:01	SSA2	0.01280	2.57100	Oversupply
8/12/2020 15:04	0:01	SSA3	0.01301	2.94000	Oversupply
8/12/2020 15:05	0:01	SSA2	0.01280	1.13600	Oversupply
8/12/2020 15:05	0:01	SSA3	0.01273	0.10100	Oversupply
8/12/2020 15:06	0:01	SSA3	0.01273	0.26400	Oversupply
8/12/2020 15:06	0:01	SSA2	0.01280	2.30600	Oversupply
8/12/2020 15:06	0:01	SSA3	0.01301	0.75700	Oversupply
8/12/2020 15:07	0:01	SSA2	0.01280	0.84500	Oversupply
8/12/2020 15:07	0:01	SSA3	0.01329	0.90800	Oversupply
8/12/2020 15:07	0:01	SSA2	0.01255	1.08100	Oversupply
8/12/2020 15:08	0:01	SSA3	0.01329	1.32300	Oversupply
8/12/2020 15:08	0:01	SSA2	0.01280	1.17600	Oversupply
8/12/2020 15:09	0:01	SSA3	0.01301	1.66500	Oversupply
8/12/2020 15:09	0:01	SSA2	0.01280	2.44300	Oversupply
8/12/2020 15:09	0:01	SSA3	0.01301	1.62300	Oversupply



**Maui Curtailment Report**

**August 2020**

Start Date and Time	Duration (minutes)	IPP Curtailed	Estimated Curtailed MWH	Peak MW Curtailed	Reasons for Curtailment
8/12/2020 15:10	0:01	SSA2	0.01280	2.19700	Oversupply
8/12/2020 15:10	0:01	SSA3	0.01301	1.74600	Oversupply
8/12/2020 15:12	0:01	SSA2	0.01280	2.50100	Oversupply
8/12/2020 15:12	0:01	SSA3	0.01329	1.39600	Oversupply
8/12/2020 15:13	0:01	SSA3	0.01301	1.52800	Oversupply
8/12/2020 15:13	0:03	17-2	0.01118	0.24700	Oversupply
8/12/2020 15:13	0:01	SSA2	0.01280	0.47400	Oversupply
8/12/2020 15:13	0:01	SSA3	0.01301	1.51600	Oversupply
8/12/2020 15:13	0:01	SSA2	0.01280	1.48700	Oversupply
8/12/2020 15:14	0:01	SSA3	0.01586	0.40500	Oversupply
8/12/2020 15:14	0:01	SSA2	0.00933	1.48600	Oversupply
8/12/2020 15:17	0:01	SSA2	0.00550	2.74900	Oversupply
8/12/2020 15:17	0:01	SSA3	0.00373	2.51500	Oversupply
8/12/2020 15:18	0:03	17-2	0.02089	0.75000	Oversupply
8/12/2020 15:18	0:01	SSA2	0.00550	1.70600	Oversupply
8/12/2020 15:18	0:01	SSA3	0.00381	1.69300	Oversupply
8/12/2020 15:19	0:01	SSA2	0.00550	1.67600	Oversupply
8/12/2020 15:19	0:01	SSA3	0.00381	1.27000	Oversupply
8/12/2020 15:19	0:01	SSA3	0.00365	0.92100	Oversupply
8/12/2020 15:20	0:01	SSA2	0.00539	1.56900	Oversupply
8/12/2020 15:25	0:01	17-2	0.00021	0.75000	Oversupply
8/12/2020 15:59	0:01	SSA3	0.00659	2.26900	Oversupply
8/12/2020 15:59	0:01	SSA2	0.00921	2.02700	Oversupply
8/12/2020 16:00	0:10	17-2	0.07852	0.75000	Oversupply
8/12/2020 16:00	0:01	SSA3	0.00876	0.12200	Oversupply
8/12/2020 16:00	0:01	SSA2	0.01558	0.98900	Oversupply
8/12/2020 16:01	0:01	SSA3	0.00876	0.16900	Oversupply
8/12/2020 16:01	0:01	SSA2	0.01558	1.88700	Oversupply
8/12/2020 16:01	0:01	SSA3	0.00876	0.56600	Oversupply
8/12/2020 16:02	0:01	SSA2	0.01558	0.20800	Oversupply
8/12/2020 16:02	0:01	SSA3	0.00895	0.96800	Oversupply
8/12/2020 16:04	0:01	SSA2	0.01558	2.03800	Oversupply
8/12/2020 16:04	0:01	SSA3	0.00876	1.41400	Oversupply
8/12/2020 16:04	0:01	SSA2	0.01558	2.61200	Oversupply
8/12/2020 16:05	0:01	SSA3	0.00895	1.40200	Oversupply
8/12/2020 16:05	0:01	SSA2	0.01558	1.95300	Oversupply
8/12/2020 16:05	0:01	SSA3	0.00895	1.38200	Oversupply
8/12/2020 16:06	0:01	SSA3	0.00857	1.37600	Oversupply
8/12/2020 16:06	0:01	SSA2	0.01558	1.80900	Oversupply
8/12/2020 16:07	0:01	SSA3	0.00876	1.30400	Oversupply
8/12/2020 16:07	0:01	SSA2	0.01558	1.07300	Oversupply
8/12/2020 16:08	0:01	SSA3	0.00876	1.32800	Oversupply
8/12/2020 16:11	0:01	SSA3	0.00915	1.36100	Oversupply
8/12/2020 16:12	0:30	17-2	0.19057	0.69300	Oversupply
8/12/2020 16:12	0:01	SSA2	0.01558	2.31400	Oversupply
8/12/2020 16:12	0:01	SSA3	0.00857	1.66000	Oversupply
8/12/2020 16:13	0:01	SSA3	0.00895	0.07100	Oversupply
8/12/2020 16:13	0:09	SSA2	0.22975	0.34100	Oversupply
8/12/2020 16:14	0:08	SSA3	0.22674	0.05100	Oversupply
8/12/2020 16:15	0:07	KWP11	0.33563	12.57124	Oversupply
8/12/2020 16:21	0:01	SSA3	0.02351	0.05900	Oversupply
8/12/2020 16:22	0:01	SSA2	0.02383	0.02400	Oversupply
8/12/2020 16:22	0:01	SSA3	0.02455	0.13000	Oversupply
8/12/2020 16:23	0:01	SSA2	0.02291	0.36400	Oversupply
8/12/2020 16:23	0:01	SSA3	0.02403	0.12500	Oversupply
8/12/2020 16:23	0:01	SSA2	0.02383	0.61100	Oversupply
8/12/2020 16:24	0:01	SSA3	0.02403	0.14100	Oversupply
8/12/2020 16:24	0:03	SSA2	0.07148	0.19200	Oversupply
8/12/2020 16:25	0:03	KWP11	0.05519	13.76480	Oversupply
8/12/2020 16:25	0:02	SSA3	0.07365	0.00200	Oversupply
8/12/2020 16:27	0:01	SSA3	0.02403	0.00600	Oversupply
8/12/2020 16:27	0:01	SSA2	0.02383	0.09900	Oversupply
8/12/2020 16:28	0:01	SSA3	0.02455	0.10300	Oversupply
8/12/2020 16:28	0:01	SSA2	0.02383	0.27800	Oversupply
8/12/2020 16:28	0:01	SSA3	0.02351	0.11500	Oversupply
8/12/2020 16:29	0:01	SSA2	0.02356	0.53400	Oversupply
8/12/2020 16:29	0:01	SSA3	0.02316	0.13300	Oversupply
8/12/2020 16:30	0:01	SSA2	0.02129	1.04400	Oversupply
8/12/2020 16:30	0:01	SSA3	0.01146	0.15800	Oversupply
8/12/2020 16:30	0:02	SSA2	0.04258	0.36500	Oversupply
8/12/2020 16:31	0:02	SSA3	0.02342	0.01900	Oversupply
8/12/2020 16:32	0:01	KWP11	0.02522	14.20789	Oversupply
8/12/2020 16:32	0:01	SSA2	0.02129	0.10900	Oversupply
8/12/2020 16:32	0:01	SSA3	0.01171	0.15600	Oversupply
8/12/2020 16:33	0:02	SSA2	0.04176	0.28800	Oversupply



**Maui Curtailment Report**

**August 2020**

Start Date and Time	Duration (minutes)	IPP Curtailed	Estimated Curtailed MWH	Peak MW Curtailed	Reasons for Curtailment
8/12/2020 16:33	0:02	SSA3	0.02292	0.06300	Oversupply
8/12/2020 16:34	0:01	KWPPII	0.01947	12.28882	Oversupply
8/12/2020 16:35	0:01	SSA3	0.01121	0.01500	Oversupply
8/12/2020 16:35	0:01	SSA2	0.02129	0.06700	Oversupply
8/12/2020 16:35	0:01	SSA3	0.01146	0.11500	Oversupply
8/12/2020 16:36	0:01	SSA2	0.02129	0.26800	Oversupply
8/12/2020 16:36	0:01	SSA3	0.01171	0.01400	Oversupply
8/12/2020 16:36	0:01	SSA2	0.02129	0.00200	Oversupply
8/12/2020 16:37	0:01	KWPPII	0.01795	12.21697	Oversupply
8/12/2020 16:37	0:01	SSA3	0.01146	0.04900	Oversupply
8/12/2020 16:37	0:01	SSA2	0.02129	0.11900	Oversupply
8/12/2020 16:38	0:01	SSA3	0.01171	0.07600	Oversupply
8/12/2020 16:38	0:01	SSA2	0.02088	0.74700	Oversupply
8/12/2020 16:38	0:01	SSA3	0.01171	0.12400	Oversupply
8/12/2020 16:39	0:01	SSA2	0.02129	1.51700	Oversupply
8/12/2020 16:39	0:01	SSA3	0.01146	0.15100	Oversupply
8/12/2020 16:40	0:01	SSA2	0.02129	1.59000	Oversupply
8/12/2020 16:40	0:01	SSA3	0.01171	0.38800	Oversupply
8/12/2020 16:41	0:01	SSA2	0.02129	1.59500	Oversupply
8/12/2020 16:42	0:01	SSA2	0.02088	1.58500	Oversupply
8/12/2020 16:42	0:01	SSA3	0.01171	0.48100	Oversupply
8/12/2020 16:42	0:01	SSA2	0.02129	1.48100	Oversupply
8/12/2020 16:43	0:01	SSA3	0.01121	0.13000	Oversupply
8/12/2020 16:43	0:01	SSA2	0.02129	0.03400	Oversupply
8/12/2020 16:44	0:41	17-2	0.17824	0.56300	Oversupply
8/12/2020 16:44	0:01	SSA3	0.01177	0.01200	Oversupply
8/12/2020 16:44	0:01	SSA2	0.02677	0.55300	Oversupply
8/12/2020 16:45	0:03	KWPPII	0.03041	14.43941	Oversupply
8/12/2020 16:45	0:08	SSA3	0.07392	0.03700	Oversupply
8/12/2020 16:45	0:08	SSA2	0.24438	0.01700	Oversupply
8/12/2020 16:49	0:05	KWPPII	0.12339	15.13699	Oversupply
8/12/2020 16:53	0:01	SSA2	0.02663	0.04100	Oversupply
8/12/2020 16:53	0:01	SSA3	0.00657	0.00000	Oversupply
8/12/2020 16:54	0:01	SSA3	0.00672	0.11700	Oversupply
8/12/2020 16:55	0:01	SSA2	0.02715	0.12400	Oversupply
8/12/2020 16:55	0:01	SSA3	0.00687	0.12600	Oversupply
8/12/2020 16:55	0:01	SSA3	0.00672	0.15200	Oversupply
8/12/2020 16:56	0:01	SSA3	0.00687	0.07000	Oversupply
8/12/2020 16:56	0:21	SSA2	0.56589	0.13100	Oversupply
8/12/2020 16:57	0:19	SSA3	0.19319	0.01200	Oversupply
8/12/2020 16:59	0:17	KWPPII	0.80663	18.14882	Oversupply
8/12/2020 17:15	0:01	SSA3	0.00922	0.00400	Oversupply
8/12/2020 17:16	0:01	SSA3	0.00922	0.00800	Oversupply
8/12/2020 17:17	0:01	KWPPII	0.01194	17.93326	Oversupply
8/12/2020 17:17	0:02	SSA3	0.01845	0.11800	Oversupply
8/12/2020 17:17	0:01	SSA2	0.01248	0.11400	Oversupply
8/12/2020 17:18	0:03	SSA2	0.03744	0.00200	Oversupply
8/12/2020 17:19	0:03	KWPPII	0.01696	17.93226	Oversupply
8/12/2020 17:19	0:01	SSA3	0.00922	0.02800	Oversupply
8/12/2020 17:19	0:01	SSA3	0.00922	0.00500	Oversupply
8/12/2020 17:20	0:01	SSA3	0.00942	-0.00100	Oversupply
8/12/2020 17:21	0:01	SSA2	0.01248	0.00100	Oversupply
8/12/2020 17:21	0:01	SSA3	0.00922	0.08200	Oversupply
8/12/2020 17:22	0:01	SSA3	0.00942	0.11000	Oversupply
8/12/2020 17:22	0:01	SSA2	0.01248	0.11600	Oversupply
8/12/2020 17:23	0:01	SSA2	0.01224	0.62700	Oversupply
8/12/2020 17:23	0:01	SSA3	0.00942	0.13900	Oversupply
8/12/2020 17:25	0:01	SSA3	0.00922	0.15000	Oversupply
8/12/2020 17:25	0:01	SSA2	0.01248	1.39300	Oversupply
8/12/2020 17:25	0:01	SSA3	0.00942	0.46000	Oversupply
8/12/2020 17:26	0:02	17-2	0.00547	0.16700	Oversupply
8/12/2020 17:26	0:01	SSA2	0.01248	0.63000	Oversupply
8/12/2020 21:28	0:01	AWE	0.00333	0.20000	Oversupply
8/12/2020 22:15	0:50	KWPPII	4.17073	20.67763	Oversupply
8/12/2020 23:30	0:30	KWPPII	2.34729	20.19862	Oversupply
8/13/2020 0:38	0:09	KWPPII	0.11740	19.91220	Oversupply
8/13/2020 0:48	6:20	KWPPII	59.07005	20.67264	Oversupply
8/13/2020 6:15	0:53	SSA3	0.14798	0.02000	Oversupply
8/13/2020 6:17	0:51	SSA2	0.07664	-0.00300	Oversupply
8/13/2020 6:25	0:44	17-2	0.03918	0.15000	Oversupply
8/13/2020 6:50	0:01	AWE	0.00127	12.10000	Oversupply
8/13/2020 6:55	0:05	AWE	0.03011	11.80000	Oversupply
8/13/2020 7:09	5:24	SSA3	10.81455	0.18500	Oversupply
8/13/2020 7:09	5:23	SSA2	8.65668	0.00700	Oversupply
8/13/2020 7:10	5:24	KWPPII	66.29726	20.69260	Oversupply



**Maui Curtailment Report**

**August 2020**

Start Date and Time	Duration (minutes)	IPP Curtailed	Estimated Curtailed MWH	Peak MW Curtailed	Reasons for Curtailment
8/13/2020 7:10	5:51	17-2	2.61041	0.75000	Oversupply
8/13/2020 8:08	0:01	AWE	0.00922	15.10000	Oversupply
8/13/2020 8:10	4:19	AWE	29.43690	18.50000	Oversupply
8/13/2020 9:56	0:01	5A	Data is not available	Data is not available	Oversupply
8/13/2020 9:56	0:01	SAG	Data is not available	Data is not available	Oversupply
8/13/2020 10:08	0:01	5A	Data is not available	Data is not available	Oversupply
8/13/2020 10:08	0:01	SAG	Data is not available	Data is not available	Oversupply
8/13/2020 10:10	0:01	5A	Data is not available	Data is not available	Oversupply
8/13/2020 10:10	0:01	SAG	Data is not available	Data is not available	Oversupply
8/13/2020 10:12	0:01	5A	Data is not available	Data is not available	Oversupply
8/13/2020 10:12	0:01	SAG	Data is not available	Data is not available	Oversupply
8/13/2020 10:16	0:02	5A	Data is not available	Data is not available	Oversupply
8/13/2020 10:16	0:02	SAG	Data is not available	Data is not available	Oversupply
8/13/2020 11:39	0:01	5A	Data is not available	Data is not available	Oversupply
8/13/2020 11:39	0:01	SAG	Data is not available	Data is not available	Oversupply
8/13/2020 11:41	0:02	5A	Data is not available	Data is not available	Oversupply
8/13/2020 11:41	0:02	SAG	Data is not available	Data is not available	Oversupply
8/13/2020 11:44	0:04	5A	Data is not available	Data is not available	Oversupply
8/13/2020 11:44	0:04	SAG	Data is not available	Data is not available	Oversupply
8/13/2020 11:49	0:02	5A	Data is not available	Data is not available	Oversupply
8/13/2020 11:49	0:02	SAG	Data is not available	Data is not available	Oversupply
8/13/2020 12:33	0:02	SSA2	0.08176	0.01800	Oversupply
8/13/2020 12:33	0:01	SSA3	0.02626	-0.00400	Oversupply
8/13/2020 12:33	0:01	SSA3	0.02569	0.07100	Oversupply
8/13/2020 12:34	0:01	SSA3	0.02569	0.18700	Oversupply
8/13/2020 12:34	0:11	SSA2	0.52601	0.47500	Oversupply
8/13/2020 12:35	0:11	SSA3	0.34851	0.08700	Oversupply
8/13/2020 12:36	0:11	KWPll	0.96749	9.68017	Oversupply
8/13/2020 12:46	0:01	SSA2	0.03724	0.00100	Oversupply
8/13/2020 12:46	0:01	SSA3	0.00836	0.11400	Oversupply
8/13/2020 12:46	0:01	SSA3	0.00818	0.68200	Oversupply
8/13/2020 12:46	0:01	SSA2	0.03724	0.11300	Oversupply
8/13/2020 12:47	0:01	SSA3	0.00836	0.06500	Oversupply
8/13/2020 12:47	0:01	SSA2	0.03724	0.13500	Oversupply
8/13/2020 12:48	0:01	SSA3	0.00836	0.64400	Oversupply
8/13/2020 12:48	0:01	SSA2	0.03724	0.49500	Oversupply
8/13/2020 12:49	0:01	SSA3	0.00836	0.06400	Oversupply
8/13/2020 12:49	0:01	SSA2	0.03724	0.38600	Oversupply
8/13/2020 12:50	0:01	SSA3	0.00818	0.01700	Oversupply
8/13/2020 12:50	0:01	KWPll	0.00365	9.16023	Oversupply
8/13/2020 12:50	0:01	SSA2	0.03652	0.16800	Oversupply
8/13/2020 12:50	0:01	SSA3	0.00836	0.40500	Oversupply
8/13/2020 12:51	0:01	SSA2	0.03724	1.28600	Oversupply
8/13/2020 12:51	0:01	SSA3	0.00818	0.30700	Oversupply
8/13/2020 12:52	0:01	SSA2	0.03724	0.29000	Oversupply
8/13/2020 12:52	0:01	SSA3	0.00872	0.49500	Oversupply
8/13/2020 12:53	0:01	SSA2	0.03724	0.31400	Oversupply
8/13/2020 12:53	0:01	SSA3	0.00854	0.54700	Oversupply
8/13/2020 12:53	0:01	SSA3	0.00854	0.65700	Oversupply
8/13/2020 12:53	0:01	SSA2	0.03724	0.86000	Oversupply
8/13/2020 12:54	0:01	SSA3	0.00818	0.06900	Oversupply
8/13/2020 12:54	0:01	SSA2	0.03724	0.02400	Oversupply
8/13/2020 12:55	0:01	KWPll	0.00903	10.74698	Oversupply
8/13/2020 12:55	0:01	SSA3	0.00854	0.00100	Oversupply
8/13/2020 12:55	0:01	SSA2	0.03724	-0.00300	Oversupply
8/13/2020 12:56	0:01	SSA3	0.00818	0.10800	Oversupply
8/13/2020 12:56	0:01	SSA2	0.03724	-0.00300	Oversupply
8/13/2020 12:56	0:01	SSA3	0.00818	0.12200	Oversupply
8/13/2020 12:57	0:01	SSA2	0.03724	-0.00300	Oversupply
8/13/2020 12:57	0:01	SSA3	0.00854	0.13200	Oversupply
8/13/2020 12:58	0:01	SSA2	0.03724	-0.00300	Oversupply
8/13/2020 12:58	0:01	SSA3	0.00854	0.12600	Oversupply
8/13/2020 12:59	0:01	SSA2	0.03724	-0.00300	Oversupply
8/13/2020 12:59	0:01	SSA3	0.00818	0.14300	Oversupply
8/13/2020 12:59	0:01	SSA2	0.02880	-0.00300	Oversupply
8/13/2020 12:59	0:01	SSA3	-0.00669	0.12500	Oversupply
8/13/2020 13:02	0:02	17-2	0.01196	0.75000	Oversupply
8/13/2020 13:02	0:01	SSA2	0.01220	0.55500	Oversupply
8/13/2020 13:03	0:01	SSA3	0.01527	0.80900	Oversupply
8/13/2020 13:04	0:01	SSA3	0.01494	0.88600	Oversupply
8/13/2020 13:05	0:27	17-2	0.27155	0.75000	Oversupply
8/13/2020 13:05	0:01	SSA2	0.01220	1.07700	Oversupply
8/13/2020 13:06	0:01	SSA2	0.01220	0.80500	Oversupply
8/13/2020 13:06	0:01	SSA3	0.01527	1.28200	Oversupply
8/13/2020 13:06	0:01	SSA3	0.01560	1.96600	Oversupply



**Maui Curtailment Report**

**August 2020**

Start Date and Time	Duration (minutes)	IPP Curtailed	Estimated Curtailed MWH	Peak MW Curtailed	Reasons for Curtailment
8/13/2020 13:08	0:01	SSA3	0.01527	2.49700	Oversupply
8/13/2020 13:09	0:01	SSA3	0.01527	2.84600	Oversupply
8/13/2020 13:09	0:01	SSA2	0.01243	2.06700	Oversupply
8/13/2020 13:09	0:01	SSA3	0.01560	1.61900	Oversupply
8/13/2020 13:10	0:01	SSA2	0.01196	1.52400	Oversupply
8/13/2020 13:10	0:01	SSA3	0.01527	1.89800	Oversupply
8/13/2020 13:11	0:01	SSA3	0.01560	2.98500	Oversupply
8/13/2020 13:12	0:01	SSA3	0.01527	2.46800	Oversupply
8/13/2020 13:12	0:01	SSA2	0.01220	0.99700	Oversupply
8/13/2020 13:13	0:01	SSA3	0.01527	1.77400	Oversupply
8/13/2020 13:13	0:01	SSA2	0.01220	0.29400	Oversupply
8/13/2020 13:13	0:01	SSA3	0.01494	2.27300	Oversupply
8/13/2020 13:14	0:01	SSA3	0.01667	0.62200	Oversupply
8/13/2020 13:14	0:01	SSA2	0.01013	0.21100	Oversupply
8/13/2020 13:15	0:01	SSA3	0.02186	0.12800	Oversupply
8/13/2020 13:15	0:01	SSA2	0.02470	0.33900	Oversupply
8/13/2020 13:16	0:01	SSA3	0.02092	0.82500	Oversupply
8/13/2020 13:16	0:01	SSA2	0.02470	0.95700	Oversupply
8/13/2020 13:16	0:01	SSA3	0.02139	1.24900	Oversupply
8/13/2020 13:17	0:01	SSA2	0.02470	1.23000	Oversupply
8/13/2020 13:17	0:01	SSA3	0.02092	0.81400	Oversupply
8/13/2020 13:18	0:01	SSA2	0.02470	0.62800	Oversupply
8/13/2020 13:18	0:01	SSA3	0.02139	0.82200	Oversupply
8/13/2020 13:18	0:02	SSA2	0.04893	0.52200	Oversupply
8/13/2020 13:19	0:01	SSA3	0.02186	0.55000	Oversupply
8/13/2020 13:19	0:01	SSA3	0.02092	0.97200	Oversupply
8/13/2020 13:20	0:01	SSA2	0.02470	0.83600	Oversupply
8/13/2020 13:20	0:01	SSA3	0.02092	0.81700	Oversupply
8/13/2020 13:21	0:01	SSA3	0.02092	0.51200	Oversupply
8/13/2020 13:21	0:01	SSA2	0.02470	0.50100	Oversupply
8/13/2020 13:22	0:01	SSA3	0.02186	0.03000	Oversupply
8/13/2020 13:22	0:01	SSA2	0.02470	0.02400	Oversupply
8/13/2020 13:22	0:01	SSA3	0.02092	0.20600	Oversupply
8/13/2020 13:23	0:01	SSA2	0.02470	0.57900	Oversupply
8/13/2020 13:23	0:01	SSA3	0.02139	1.22400	Oversupply
8/13/2020 13:24	0:01	SSA2	0.02470	0.61700	Oversupply
8/13/2020 13:24	0:01	SSA3	0.02139	1.34000	Oversupply
8/13/2020 13:25	0:01	SSA2	0.02470	1.53900	Oversupply
8/13/2020 13:25	0:01	SSA3	0.02139	2.43900	Oversupply
8/13/2020 13:26	0:01	SSA2	0.02470	2.77800	Oversupply
8/13/2020 13:26	0:01	SSA3	0.02093	2.90000	Oversupply
8/13/2020 13:27	0:01	SSA3	0.02139	2.22500	Oversupply
8/13/2020 13:27	0:01	SSA2	0.02470	2.43800	Oversupply
8/13/2020 13:28	0:01	SSA3	0.02092	1.61800	Oversupply
8/13/2020 13:28	0:01	SSA2	0.02470	1.48100	Oversupply
8/13/2020 13:29	0:01	SSA3	0.02092	1.54700	Oversupply
8/13/2020 13:29	0:01	SSA2	0.02274	2.12700	Oversupply
8/13/2020 13:29	0:01	SSA3	0.01630	2.51200	Oversupply
8/13/2020 13:32	0:01	SSA2	0.01684	2.88900	Oversupply
8/13/2020 13:32	0:01	SSA3	0.01501	2.79800	Oversupply
8/13/2020 13:33	0:19	17-2	0.16349	0.75000	Oversupply
8/13/2020 13:33	0:01	SSA2	0.01684	1.74800	Oversupply
8/13/2020 13:33	0:01	SSA3	0.01469	2.05400	Oversupply
8/13/2020 13:34	0:01	SSA3	0.01437	1.16000	Oversupply
8/13/2020 13:34	0:01	SSA2	0.01684	0.99500	Oversupply
8/13/2020 13:35	0:01	SSA3	0.01469	0.49500	Oversupply
8/13/2020 13:35	0:01	SSA2	0.01619	0.72500	Oversupply
8/13/2020 13:35	0:01	SSA3	0.01469	1.33000	Oversupply
8/13/2020 13:36	0:01	SSA2	0.01684	1.65300	Oversupply
8/13/2020 13:36	0:01	SSA3	0.01469	1.88000	Oversupply
8/13/2020 13:37	0:01	SSA2	0.01684	2.01200	Oversupply
8/13/2020 13:37	0:01	SSA3	0.01469	2.15600	Oversupply
8/13/2020 13:37	0:01	SSA2	0.01684	1.58800	Oversupply
8/13/2020 13:38	0:01	SSA3	0.01533	1.50700	Oversupply
8/13/2020 13:38	0:01	SSA2	0.01652	1.85000	Oversupply
8/13/2020 13:39	0:01	SSA3	0.01469	1.36300	Oversupply
8/13/2020 13:39	0:01	SSA2	0.01684	0.37100	Oversupply
8/13/2020 13:39	0:01	SSA3	0.01501	0.93000	Oversupply
8/13/2020 13:40	0:01	SSA2	0.01684	0.30400	Oversupply
8/13/2020 13:40	0:01	SSA3	0.01469	0.39100	Oversupply
8/13/2020 13:41	0:01	SSA3	0.01469	1.30600	Oversupply
8/13/2020 13:41	0:01	SSA2	0.01684	1.59100	Oversupply
8/13/2020 13:42	0:01	SSA3	0.01501	1.54800	Oversupply
8/13/2020 13:42	0:01	SSA2	0.01684	0.77700	Oversupply
8/13/2020 13:42	0:01	SSA3	0.01469	1.94900	Oversupply



**Maui Curtailment Report**

**August 2020**

Start Date and Time	Duration (minutes)	IPP Curtailed	Estimated Curtailed MWH	Peak MW Curtailed	Reasons for Curtailment
8/13/2020 13:43	0:01	SSA2	0.01684	2.26500	Oversupply
8/13/2020 13:43	0:01	SSA3	0.01501	1.61800	Oversupply
8/13/2020 13:44	0:01	SSA2	0.01684	1.51500	Oversupply
8/13/2020 13:44	0:01	SSA3	0.01716	1.61100	Oversupply
8/13/2020 13:44	0:01	SSA2	0.00815	2.49200	Oversupply
8/13/2020 13:45	0:01	SSA3	0.00681	0.72800	Oversupply
8/13/2020 13:45	0:01	SSA2	0.00702	2.43500	Oversupply
8/13/2020 13:46	0:01	SSA3	0.00667	1.27000	Oversupply
8/13/2020 13:46	0:01	SSA2	0.00702	1.71400	Oversupply
8/13/2020 13:46	0:01	SSA3	0.00667	1.18900	Oversupply
8/13/2020 13:47	0:01	SSA2	0.00702	2.56200	Oversupply
8/13/2020 13:48	0:01	SSA3	0.00667	1.17500	Oversupply
8/13/2020 13:48	0:01	SSA2	0.00702	2.65800	Oversupply
8/13/2020 13:49	0:01	SSA3	0.00667	0.02600	Oversupply
8/13/2020 13:49	0:01	SSA2	0.00702	1.13300	Oversupply
8/13/2020 13:49	0:01	SSA3	0.00667	0.80200	Oversupply
8/13/2020 13:50	0:01	SSA2	0.00702	0.80600	Oversupply
8/13/2020 13:50	0:01	SSA3	0.00667	1.34300	Oversupply
8/13/2020 13:50	0:01	SSA2	0.00702	2.35400	Oversupply
8/13/2020 13:54	0:01	SSA2	0.00702	2.89700	Oversupply
8/13/2020 23:50	0:34	KWPPI	3.24314	19.03600	Oversupply
8/14/2020 0:25	0:02	KWPPI	0.01551	14.20490	Oversupply
8/14/2020 0:30	0:01	KWPPI	0.00340	15.13499	Oversupply
8/14/2020 0:32	0:03	KWPPI	0.02413	15.73576	Oversupply
8/14/2020 0:41	0:29	KWPPI	2.17891	18.64280	Oversupply
8/14/2020 1:16	0:35	KWPPI	2.55997	19.88326	Oversupply
8/14/2020 2:21	0:25	KWPPI	1.01702	13.13409	Oversupply
8/14/2020 2:47	0:05	KWPPI	0.12982	9.20913	Oversupply
8/14/2020 3:56	0:17	KWPPI	0.73803	16.00521	Oversupply
8/14/2020 4:15	0:31	KWPPI	3.21690	17.88336	Oversupply
8/14/2020 4:47	0:01	KWPPI	0.00571	13.79673	Oversupply
8/14/2020 4:49	0:01	KWPPI	0.00346	13.99732	Oversupply
8/14/2020 5:13	0:01	AWE	0.00500	0.30000	Oversupply
8/14/2020 5:18	0:22	KWPPI	2.33440	19.95012	Oversupply
8/14/2020 6:48	0:01	SSA3	0.00149	0.12500	Oversupply
8/14/2020 6:49	0:01	17-2	0.00010	0.01800	Oversupply
8/14/2020 6:49	0:01	KWPPI	0.00706	15.95930	Oversupply
8/14/2020 6:53	0:01	17-2	0.00027	0.02800	Oversupply
8/14/2020 7:02	0:27	17-2	0.03020	0.23000	Oversupply
8/14/2020 7:02	0:26	KWPPI	1.71205	19.56491	Oversupply
8/14/2020 7:02	0:26	SSA2	0.08392	0.07900	Oversupply
8/14/2020 7:02	0:26	SSA3	0.19504	0.23200	Oversupply
8/14/2020 7:34	0:01	SSA3	0.00845	0.64200	Oversupply
8/14/2020 7:34	0:01	SSA2	0.00573	0.29200	Oversupply
8/14/2020 7:35	0:02	KWPPI	0.01076	15.42739	Oversupply
8/14/2020 7:35	5:31	17-2	3.36778	0.75000	Oversupply
8/14/2020 7:35	0:02	SSA3	0.01654	0.09300	Oversupply
8/14/2020 7:35	0:01	SSA2	0.00584	0.00600	Oversupply
8/14/2020 7:36	0:01	SSA2	0.00584	0.01100	Oversupply
8/14/2020 7:37	0:01	SSA2	0.00595	0.31700	Oversupply
8/14/2020 7:37	0:01	SSA3	0.00827	-0.00200	Oversupply
8/14/2020 7:38	0:33	KWPPI	2.73336	15.71380	Oversupply
8/14/2020 7:38	0:01	SSA2	0.00584	0.01900	Oversupply
8/14/2020 7:38	0:32	SSA3	0.49419	-0.00200	Oversupply
8/14/2020 7:38	0:32	SSA2	0.35701	0.01900	Oversupply
8/14/2020 8:10	0:01	SSA3	0.01409	-0.00200	Oversupply
8/14/2020 8:10	0:01	SSA2	0.01165	0.00200	Oversupply
8/14/2020 8:11	1:21	SSA3	2.21377	-0.00200	Oversupply
8/14/2020 8:11	2:11	SSA2	3.59879	0.27900	Oversupply
8/14/2020 8:12	1:20	KWPPI	8.17365	17.31652	Oversupply
8/14/2020 8:47	0:01	AWE	0.00312	18.90000	Oversupply
8/14/2020 9:32	0:01	SSA3	0.02881	0.00700	Oversupply
8/14/2020 9:33	0:50	KWPPI	5.08952	12.34371	Oversupply
8/14/2020 9:33	0:50	SSA3	1.81668	0.01000	Oversupply
8/14/2020 10:09	0:01	AWE	0.00818	16.90000	Oversupply
8/14/2020 10:22	0:01	SSA3	0.03472	-0.00300	Oversupply
8/14/2020 10:22	0:01	SSA2	0.03482	0.04500	Oversupply
8/14/2020 10:23	0:01	SSA3	0.03398	-0.00300	Oversupply
8/14/2020 10:23	0:01	SSA2	0.03482	0.11600	Oversupply
8/14/2020 10:24	0:04	SSA3	0.17140	0.01000	Oversupply
8/14/2020 10:24	0:03	SSA2	0.13927	0.00500	Oversupply
8/14/2020 10:25	0:04	KWPPI	0.18246	9.26003	Oversupply
8/14/2020 10:28	0:01	SSA2	0.03482	0.00100	Oversupply
8/14/2020 10:28	0:01	SSA3	0.03398	-0.00400	Oversupply
8/14/2020 10:28	0:01	SSA2	0.03482	0.07100	Oversupply





**Maui Curtailment Report**

**August 2020**

Start Date and Time	Duration (minutes)	IPP Curtailed	Estimated Curtailed MWH	Peak MW Curtailed	Reasons for Curtailment
8/14/2020 10:29	0:01	SSA3	0.03398	-0.00400	Oversupply
8/14/2020 10:29	0:01	SSA3	0.03430	-0.00400	Oversupply
8/14/2020 10:29	0:01	SSA2	0.03427	0.09700	Oversupply
8/14/2020 10:30	0:01	SSA3	0.02964	0.02200	Oversupply
8/14/2020 10:30	0:01	SSA2	0.03623	0.15000	Oversupply
8/14/2020 10:31	0:01	SSA3	0.03030	0.21800	Oversupply
8/14/2020 10:31	0:01	SSA2	0.03623	0.32000	Oversupply
8/14/2020 10:32	0:01	SSA3	0.03096	0.45000	Oversupply
8/14/2020 10:32	0:01	SSA2	0.03623	0.30800	Oversupply
8/14/2020 10:32	0:09	SSA3	0.33729	0.19200	Oversupply
8/14/2020 10:33	0:09	KWP11	0.37281	9.98055	Oversupply
8/14/2020 10:33	0:08	SSA2	0.32535	0.01900	Oversupply
8/14/2020 10:41	0:01	SSA2	0.03623	0.00000	Oversupply
8/14/2020 10:41	0:01	SSA3	0.03096	-0.00400	Oversupply
8/14/2020 10:41	0:01	SSA2	0.03623	0.03400	Oversupply
8/14/2020 10:42	0:01	SSA3	0.03096	-0.00400	Oversupply
8/14/2020 10:42	0:01	SSA2	0.03623	0.05600	Oversupply
8/14/2020 10:42	0:01	SSA3	0.03030	-0.00400	Oversupply
8/14/2020 10:43	0:01	SSA2	0.03623	0.13100	Oversupply
8/14/2020 10:43	0:01	SSA3	0.03030	-0.00400	Oversupply
8/14/2020 10:44	0:01	SSA3	0.02899	-0.00400	Oversupply
8/14/2020 10:44	0:01	SSA2	0.03468	0.11800	Oversupply
8/14/2020 10:45	0:01	SSA3	0.01751	-0.00400	Oversupply
8/14/2020 10:45	0:01	SSA2	0.03516	0.13900	Oversupply
8/14/2020 10:46	0:01	SSA3	0.01789	0.13800	Oversupply
8/14/2020 10:46	0:01	SSA2	0.03516	0.08700	Oversupply
8/14/2020 10:46	0:01	SSA3	0.01751	0.23800	Oversupply
8/14/2020 10:47	0:01	SSA2	0.03516	0.41900	Oversupply
8/14/2020 10:47	0:02	SSA3	0.03616	0.53500	Oversupply
8/14/2020 10:48	0:01	SSA2	0.03516	0.79100	Oversupply
8/14/2020 10:48	0:01	SSA2	0.03516	0.20300	Oversupply
8/14/2020 10:49	0:01	SSA3	0.01751	0.72900	Oversupply
8/14/2020 10:49	0:01	SSA2	0.03516	1.57300	Oversupply
8/14/2020 10:49	0:01	SSA3	0.01903	0.71400	Oversupply
8/14/2020 10:50	0:01	SSA2	0.03516	0.77300	Oversupply
8/14/2020 10:50	0:01	SSA3	0.01751	0.64700	Oversupply
8/14/2020 10:51	0:01	SSA2	0.03516	0.77000	Oversupply
8/14/2020 10:51	0:01	SSA3	0.01713	0.56600	Oversupply
8/14/2020 10:52	0:01	SSA3	0.01751	0.05200	Oversupply
8/14/2020 10:52	0:01	SSA2	0.03516	0.05400	Oversupply
8/14/2020 10:53	0:01	SSA3	0.01789	0.09200	Oversupply
8/14/2020 10:53	0:01	SSA2	0.03516	0.02600	Oversupply
8/14/2020 10:53	0:01	SSA3	0.01789	0.01300	Oversupply
8/14/2020 10:54	0:01	SSA2	0.03516	0.07400	Oversupply
8/14/2020 10:54	0:02	SSA3	0.03502	0.00000	Oversupply
8/14/2020 10:54	0:01	SSA2	0.03449	0.00000	Oversupply
8/14/2020 10:55	0:02	KWP11	0.01359	7.57947	Oversupply
8/14/2020 10:55	0:01	SSA2	0.03516	-0.00300	Oversupply
8/14/2020 10:56	0:01	SSA3	0.01751	-0.00300	Oversupply
8/14/2020 10:56	0:01	SSA2	0.03516	-0.00200	Oversupply
8/14/2020 10:56	0:02	SSA3	0.03502	-0.00300	Oversupply
8/14/2020 10:57	0:01	SSA2	0.03516	-0.00300	Oversupply
8/14/2020 10:58	0:01	SSA2	0.03516	-0.00300	Oversupply
8/14/2020 10:58	0:01	SSA3	0.01751	-0.00400	Oversupply
8/14/2020 10:59	0:01	SSA3	0.01789	-0.00400	Oversupply
8/14/2020 10:59	0:01	SSA2	0.03539	-0.00300	Oversupply
8/14/2020 11:00	0:01	SSA3	0.01246	0.12500	Oversupply
8/14/2020 11:00	0:01	SSA2	0.03761	0.04300	Oversupply
8/14/2020 11:00	0:01	SSA3	0.01220	0.32200	Oversupply
8/14/2020 11:00	0:01	SSA2	0.03761	0.22700	Oversupply
8/14/2020 11:01	0:01	SSA3	0.01246	0.32900	Oversupply
8/14/2020 11:01	0:01	SSA2	0.03761	0.42800	Oversupply
8/14/2020 11:02	0:01	SSA3	0.01220	0.13600	Oversupply
8/14/2020 11:02	0:01	SSA2	0.03761	0.42500	Oversupply
8/14/2020 11:03	0:01	SSA3	0.01405	0.42000	Oversupply
8/14/2020 11:03	0:01	SSA2	0.03761	1.18500	Oversupply
8/14/2020 11:03	0:01	SSA3	0.01220	0.06700	Oversupply
8/14/2020 11:04	0:03	SSA2	0.11282	0.08100	Oversupply
8/14/2020 11:04	0:03	SSA3	0.04905	0.00900	Oversupply
8/14/2020 11:06	0:02	KWP11	0.02243	5.39395	Oversupply
8/14/2020 11:07	0:01	SSA2	0.03761	-0.00300	Oversupply
8/14/2020 11:07	0:01	SSA3	0.01220	-0.00300	Oversupply
8/14/2020 11:07	0:01	SSA2	0.03761	-0.00300	Oversupply
8/14/2020 11:08	0:01	SSA3	0.01246	-0.00300	Oversupply
8/14/2020 11:08	0:01	SSA2	0.03761	-0.00300	Oversupply



**Maui Curtailment Report**

**August 2020**

Start Date and Time	Duration (minutes)	IPP Curtailed	Estimated Curtailed MWH	Peak MW Curtailed	Reasons for Curtailment
8/14/2020 11:09	0:01	SSA3	0.01220	-0.00300	Oversupply
8/14/2020 11:09	0:01	SSA2	0.03761	-0.00300	Oversupply
8/14/2020 11:10	0:01	KWPll	0.00257	3.78325	Oversupply
8/14/2020 11:10	0:01	SSA3	0.01246	-0.00300	Oversupply
8/14/2020 11:10	0:01	SSA2	0.03761	-0.00200	Oversupply
8/14/2020 11:10	0:01	SSA3	0.01246	0.13700	Oversupply
8/14/2020 11:11	0:07	SSA2	0.29147	0.20400	Oversupply
8/14/2020 11:11	0:06	SSA3	0.10915	0.09600	Oversupply
8/14/2020 11:13	0:05	KWPll	0.09129	4.74029	Oversupply
8/14/2020 11:17	0:01	SSA3	0.01695	-0.00400	Oversupply
8/14/2020 11:18	0:01	SSA2	0.03544	0.01000	Oversupply
8/14/2020 11:18	0:02	SSA3	0.03249	0.23500	Oversupply
8/14/2020 11:19	0:01	SSA2	0.03544	0.34600	Oversupply
8/14/2020 11:20	0:01	SSA2	0.03544	0.53800	Oversupply
8/14/2020 11:20	0:01	SSA3	0.01625	0.03000	Oversupply
8/14/2020 11:20	0:01	SSA2	0.03544	0.34300	Oversupply
8/14/2020 11:20	0:01	SSA3	0.01625	0.10300	Oversupply
8/14/2020 11:21	0:01	SSA3	0.01660	0.16200	Oversupply
8/14/2020 11:21	0:01	SSA2	0.03544	0.06600	Oversupply
8/14/2020 11:22	0:01	SSA3	0.01625	0.74300	Oversupply
8/14/2020 11:22	0:01	SSA2	0.03544	1.30000	Oversupply
8/14/2020 11:23	0:01	SSA3	0.01695	0.04700	Oversupply
8/14/2020 11:23	0:01	SSA2	0.03544	1.38000	Oversupply
8/14/2020 11:24	0:01	SSA3	0.01660	1.24400	Oversupply
8/14/2020 11:24	0:01	SSA2	0.03544	2.74800	Oversupply
8/14/2020 11:24	0:01	SSA3	0.01625	0.93600	Oversupply
8/14/2020 11:25	0:01	SSA2	0.03544	0.79200	Oversupply
8/14/2020 11:25	0:01	SSA3	0.01625	0.07500	Oversupply
8/14/2020 11:26	1:12	SSA2	3.40497	0.09000	Oversupply
8/14/2020 11:26	1:11	SSA3	3.04414	0.01400	Oversupply
8/14/2020 11:27	1:11	KWPll	6.77131	10.39370	Oversupply
8/14/2020 11:53	0:39	AWE	2.05591	19.50000	Oversupply
8/14/2020 12:33	0:01	AWE	0.00972	16.30000	Oversupply
8/14/2020 12:37	0:01	SSA3	0.03669	-0.00300	Oversupply
8/14/2020 12:38	0:01	SSA2	0.04076	0.07300	Oversupply
8/14/2020 12:38	0:01	SSA3	0.03591	0.13000	Oversupply
8/14/2020 12:38	0:01	SSA2	0.04076	0.14500	Oversupply
8/14/2020 12:39	0:01	SSA3	0.03591	0.36100	Oversupply
8/14/2020 12:39	0:16	SSA2	0.72878	0.35800	Oversupply
8/14/2020 12:40	0:15	SSA3	0.65495	0.74300	Oversupply
8/14/2020 12:41	0:15	KWPll	1.28411	8.59239	Oversupply
8/14/2020 12:55	0:01	SSA2	0.04042	0.00800	Oversupply
8/14/2020 12:55	0:01	SSA3	0.03061	-0.00400	Oversupply
8/14/2020 12:56	0:01	SSA3	0.03128	-0.00400	Oversupply
8/14/2020 12:56	0:01	SSA2	0.04042	0.12000	Oversupply
8/14/2020 12:57	0:01	SSA3	0.03061	-0.00400	Oversupply
8/14/2020 12:57	0:01	SSA2	0.04042	0.12400	Oversupply
8/14/2020 12:57	0:01	SSA3	0.03128	-0.00400	Oversupply
8/14/2020 12:58	0:01	SSA2	0.04042	0.11000	Oversupply
8/14/2020 13:07	0:01	17-2	0.00021	0.75000	Oversupply
8/14/2020 13:09	0:05	17-2	0.00143	0.75000	Oversupply
8/14/2020 13:15	0:26	17-2	0.00637	0.75000	Oversupply
8/14/2020 13:27	0:01	KWPll	0.00008	0.00499	Oversupply
8/14/2020 13:43	0:07	17-2	0.00179	0.75000	Oversupply
8/14/2020 14:47	0:01	KWPll	0.00373	0.24350	Oversupply
8/15/2020 6:39	0:07	SSA2	0.00363	0.05500	Oversupply
8/15/2020 6:39	0:08	SSA3	0.01767	0.08200	Oversupply
8/15/2020 6:40	0:08	KWPll	0.33611	15.43338	Oversupply
8/15/2020 6:40	8:03	17-2	4.29703	0.75000	Oversupply
8/15/2020 6:46	0:01	SSA2	0.00099	0.00200	Oversupply
8/15/2020 6:48	0:01	SSA3	0.00322	0.08500	Oversupply
8/15/2020 6:49	0:59	KWPll	5.83657	14.89847	Oversupply
8/15/2020 6:49	0:59	SSA3	0.48746	0.00300	Oversupply
8/15/2020 6:49	0:58	SSA2	0.24564	0.00500	Oversupply
8/15/2020 7:11	0:04	AWE	0.08494	18.00000	Oversupply
8/15/2020 7:16	0:26	AWE	0.97251	21.00000	Oversupply
8/15/2020 7:47	0:01	SSA2	0.00956	0.02700	Oversupply
8/15/2020 7:47	0:01	SSA3	0.01073	0.22800	Oversupply
8/15/2020 7:48	0:01	SSA2	0.00956	0.16000	Oversupply
8/15/2020 7:48	0:01	SSA3	0.01073	0.52000	Oversupply
8/15/2020 7:49	6:12	SSA2	12.43199	0.03700	Oversupply
8/15/2020 7:49	6:11	SSA3	14.04888	0.02500	Oversupply
8/15/2020 7:50	0:30	KWPll	2.93043	11.37469	Oversupply
8/15/2020 7:56	0:03	AWE	0.03158	19.10000	Oversupply
8/15/2020 8:01	0:03	AWE	0.02069	20.70000	Oversupply



**Maui Curtailment Report**

**August 2020**

Start Date and Time	Duration (minutes)	IPP Curtailed	Estimated Curtailed MWH	Peak MW Curtailed	Reasons for Curtailment
8/15/2020 8:06	0:01	AWE	0.00012	19.70000	Oversupply
8/15/2020 8:11	5:36	AWE	42.94238	21.00000	Oversupply
8/15/2020 8:23	5:38	KWPPII	75.75984	19.48907	Oversupply
8/15/2020 13:48	0:06	AWE	0.05993	21.00000	Oversupply
8/15/2020 13:55	0:01	AWE	0.00452	20.10000	Oversupply
8/15/2020 14:00	0:17	SSA3	0.32883	0.02500	Oversupply
8/15/2020 14:01	0:16	SSA2	0.77719	0.16700	Oversupply
8/15/2020 14:02	0:16	KWPPII	2.97845	15.53617	Oversupply
8/15/2020 14:11	0:03	AWE	0.06460	20.70000	Oversupply
8/15/2020 14:17	0:01	SSA2	0.03880	0.06800	Oversupply
8/15/2020 14:17	0:01	SSA3	0.01728	0.25700	Oversupply
8/15/2020 14:18	0:01	SSA2	0.03880	0.70000	Oversupply
8/15/2020 14:18	0:01	SSA3	0.01766	0.67300	Oversupply
8/15/2020 14:19	0:01	SSA2	0.03880	1.67100	Oversupply
8/15/2020 14:19	0:01	SSA3	0.01953	0.48100	Oversupply
8/15/2020 14:20	0:13	KWPPII	0.54268	10.42464	Oversupply
8/15/2020 14:20	0:13	SSA2	0.57071	0.87800	Oversupply
8/15/2020 14:20	0:12	SSA3	0.24685	0.04500	Oversupply
8/15/2020 14:32	0:01	SSA3	0.00746	0.00800	Oversupply
8/15/2020 14:33	0:01	SSA2	0.03608	0.62900	Oversupply
8/15/2020 14:33	0:01	SSA3	0.00763	0.60900	Oversupply
8/15/2020 14:33	0:01	SSA2	0.03608	1.55900	Oversupply
8/15/2020 14:34	0:01	SSA3	0.00763	0.70200	Oversupply
8/15/2020 14:34	0:01	SSA2	0.03608	1.53900	Oversupply
8/15/2020 14:34	0:01	SSA3	0.00763	0.25500	Oversupply
8/15/2020 14:35	0:01	SSA2	0.03608	1.64600	Oversupply
8/15/2020 14:35	0:01	SSA3	0.00796	0.95900	Oversupply
8/15/2020 14:36	0:04	SSA3	0.03847	0.06100	Oversupply
8/15/2020 14:36	0:03	SSA2	0.14363	0.84100	Oversupply
8/15/2020 14:37	0:03	KWPPII	0.08340	10.57433	Oversupply
8/15/2020 14:40	0:01	SSA2	0.03608	-0.00300	Oversupply
8/15/2020 14:40	0:01	SSA3	0.00779	0.14800	Oversupply
8/15/2020 14:40	0:01	SSA2	0.03608	-0.00200	Oversupply
8/15/2020 14:41	0:01	SSA3	0.00779	0.48900	Oversupply
8/15/2020 14:41	0:01	SSA2	0.03608	-0.00300	Oversupply
8/15/2020 14:44	0:03	17-2	0.01180	0.75000	Oversupply
8/15/2020 14:44	0:01	SSA3	0.00698	0.66600	Oversupply
8/15/2020 14:44	0:01	SSA2	0.02854	0.32300	Oversupply
8/15/2020 14:45	0:01	SSA3	-0.00039	0.68500	Oversupply
8/15/2020 14:46	0:01	SSA2	0.00806	1.00400	Oversupply
8/15/2020 14:46	0:01	SSA2	0.00806	1.98000	Oversupply
8/15/2020 14:49	0:01	17-2	0.00170	0.31200	Oversupply
8/15/2020 21:40	0:05	KWPPII	0.15614	20.61676	Oversupply
8/15/2020 23:02	0:35	KWPPII	2.49389	19.81041	Oversupply
8/15/2020 23:50	0:05	KWPPII	0.06887	19.85033	Oversupply
8/16/2020 3:47	0:08	KWPPII	0.03638	20.31039	Oversupply
8/16/2020 3:59	0:01	KWPPII	0.00115	20.10381	Oversupply
8/16/2020 4:17	0:15	KWPPII	0.28814	19.91220	Oversupply
8/16/2020 4:34	0:01	KWPPII	0.00613	19.90322	Oversupply
8/16/2020 4:36	0:01	KWPPII	0.00102	19.60483	Oversupply
8/16/2020 6:20	0:06	KWPPII	0.12021	20.27745	Oversupply
8/16/2020 6:28	0:04	KWPPII	0.00899	20.45708	Oversupply
8/16/2020 6:29	0:02	SSA3	0.00007	0.00400	Oversupply
8/16/2020 6:32	0:02	SSA3	0.00065	0.07700	Oversupply
8/16/2020 6:32	0:02	SSA2	0.00031	0.04900	Oversupply
8/16/2020 6:33	0:01	KWPPII	0.00429	20.34631	Oversupply
8/16/2020 6:59	0:01	SSA2	0.00019	0.08800	Oversupply
8/16/2020 7:04	0:01	17-2	0.00173	0.13300	Oversupply
8/16/2020 7:11	0:01	SSA3	0.00036	0.12600	Oversupply
8/16/2020 7:12	0:01	SSA2	0.00037	0.01500	Oversupply
8/16/2020 7:12	0:01	SSA3	0.00036	0.02400	Oversupply
8/16/2020 7:13	0:01	KWPPII	0.00160	20.17965	Oversupply
8/16/2020 7:13	0:07	17-2	0.01762	0.18300	Oversupply
8/16/2020 7:14	0:03	SSA3	0.00396	0.13500	Oversupply
8/16/2020 7:14	0:03	SSA2	0.00576	0.09100	Oversupply
8/16/2020 7:16	0:02	KWPPII	0.02341	19.96709	Oversupply
8/16/2020 7:17	0:01	SSA2	0.00297	0.06100	Oversupply
8/16/2020 7:17	0:01	SSA3	0.00141	0.07200	Oversupply
8/16/2020 7:18	0:01	SSA2	0.00297	0.11400	Oversupply
8/16/2020 7:20	0:02	SSA2	0.00593	0.15800	Oversupply
8/16/2020 7:20	0:01	SSA3	0.00144	0.05300	Oversupply
8/16/2020 7:21	0:04	17-2	0.01134	0.20400	Oversupply
8/16/2020 7:21	0:01	SSA3	0.00144	0.19000	Oversupply
8/16/2020 7:21	0:01	SSA2	0.00297	0.16600	Oversupply
8/16/2020 7:22	0:01	SSA3	0.00144	0.19000	Oversupply



**Maui Curtailment Report**

**August 2020**

Start Date and Time	Duration (minutes)	IPP Curtailed	Estimated Curtailed MWH	Peak MW Curtailed	Reasons for Curtailment
8/16/2020 7:22	0:01	SSA2	0.00297	0.17600	Oversupply
8/16/2020 7:23	0:01	SSA2	0.00297	0.15800	Oversupply
8/16/2020 7:23	0:01	SSA3	0.00151	0.02900	Oversupply
8/16/2020 7:24	0:01	KWP11	0.00433	19.90322	Oversupply
8/16/2020 7:27	0:01	17-2	0.00163	0.22800	Oversupply
8/16/2020 7:30	0:01	SSA3	0.00263	0.63200	Oversupply
8/16/2020 7:32	0:01	17-2	0.00077	0.04800	Oversupply
8/16/2020 7:32	0:01	SSA3	0.00263	0.66900	Oversupply
8/16/2020 7:33	0:01	SSA2	0.00320	0.27700	Oversupply
8/16/2020 7:34	0:04	17-2	0.01184	0.27800	Oversupply
8/16/2020 7:34	0:01	SSA3	0.00251	0.69700	Oversupply
8/16/2020 7:34	0:01	SSA2	0.00320	0.29800	Oversupply
8/16/2020 7:34	0:01	SSA3	0.00257	0.26700	Oversupply
8/16/2020 7:35	0:01	SSA3	0.00251	0.51300	Oversupply
8/16/2020 7:35	0:01	SSA2	0.00320	0.28300	Oversupply
8/16/2020 7:36	0:01	SSA3	0.00263	0.11000	Oversupply
8/16/2020 7:36	0:01	SSA2	0.00320	0.09700	Oversupply
8/16/2020 7:37	0:01	SSA3	0.00263	0.73200	Oversupply
8/16/2020 7:39	0:01	SSA2	0.00320	0.34300	Oversupply
8/16/2020 7:39	0:01	SSA3	0.00268	0.74400	Oversupply
8/16/2020 7:39	0:01	SSA2	0.00320	0.35300	Oversupply
8/16/2020 7:40	0:01	17-2	0.00067	0.04300	Oversupply
8/16/2020 7:46	0:01	AWE	0.00167	0.10000	Oversupply
8/16/2020 7:48	0:01	17-2	0.00279	0.31200	Oversupply
8/16/2020 7:49	0:01	SSA3	0.00158	0.85900	Oversupply
8/16/2020 7:49	0:01	SSA2	0.00305	0.46600	Oversupply
8/16/2020 7:50	0:05	17-2	0.01342	0.33800	Oversupply
8/16/2020 7:50	0:01	SSA3	0.00165	0.87100	Oversupply
8/16/2020 7:50	0:01	SSA2	0.00305	0.48000	Oversupply
8/16/2020 7:52	0:01	SSA2	0.00305	0.50700	Oversupply
8/16/2020 7:52	0:01	SSA3	0.00158	0.90800	Oversupply
8/16/2020 7:53	0:01	SSA3	0.00165	0.06200	Oversupply
8/16/2020 7:55	0:01	SSA2	0.00305	0.55400	Oversupply
8/16/2020 7:55	0:01	SSA3	0.00165	0.95300	Oversupply
8/16/2020 7:56	0:04	17-2	0.02060	0.34900	Oversupply
8/16/2020 7:57	0:01	SSA3	0.00165	0.97000	Oversupply
8/16/2020 7:57	0:01	SSA2	0.00305	0.58200	Oversupply
8/16/2020 7:57	0:01	SSA3	0.00158	0.22400	Oversupply
8/16/2020 7:58	0:01	AWE	0.00167	0.10000	Oversupply
8/16/2020 7:58	0:01	SSA2	0.00305	0.08800	Oversupply
8/16/2020 8:01	7:28	17-2	5.03936	0.75000	Oversupply
8/16/2020 8:01	0:01	SSA2	0.00731	0.64500	Oversupply
8/16/2020 8:01	0:01	SSA3	0.00754	1.04100	Oversupply
8/16/2020 8:02	0:01	SSA2	0.00731	0.65800	Oversupply
8/16/2020 8:03	0:01	SSA2	0.00717	0.10100	Oversupply
8/16/2020 8:03	0:01	SSA3	0.00771	0.29400	Oversupply
8/16/2020 8:04	0:02	KWP11	0.01549	18.12886	Oversupply
8/16/2020 8:04	0:01	SSA3	0.00754	0.07900	Oversupply
8/16/2020 8:04	0:01	SSA2	0.00731	0.11800	Oversupply
8/16/2020 8:04	0:01	SSA3	0.00838	0.01900	Oversupply
8/16/2020 8:05	0:01	SSA2	0.00731	0.00800	Oversupply
8/16/2020 8:05	0:01	SSA2	0.00731	0.41300	Oversupply
8/16/2020 8:06	0:01	SSA2	0.00702	0.71400	Oversupply
8/16/2020 8:07	0:01	SSA3	0.00771	1.12300	Oversupply
8/16/2020 8:07	0:01	SSA2	0.00731	0.73100	Oversupply
8/16/2020 8:08	0:01	SSA3	0.00754	0.06400	Oversupply
8/16/2020 8:08	0:01	SSA2	0.00731	0.24700	Oversupply
8/16/2020 8:08	0:01	SSA3	0.00771	0.60400	Oversupply
8/16/2020 8:09	0:01	SSA2	0.00731	0.74900	Oversupply
8/16/2020 8:09	0:01	SSA3	0.00788	1.15100	Oversupply
8/16/2020 8:10	0:01	SSA2	0.00731	0.26900	Oversupply
8/16/2020 8:10	0:01	SSA3	0.00788	0.02700	Oversupply
8/16/2020 8:11	0:01	SSA2	0.00731	0.18100	Oversupply
8/16/2020 8:11	0:01	SSA3	0.00754	0.91200	Oversupply
8/16/2020 8:11	0:01	SSA3	0.00788	0.04400	Oversupply
8/16/2020 8:11	0:01	SSA2	0.00731	0.18600	Oversupply
8/16/2020 8:12	0:01	SSA3	0.00788	0.01500	Oversupply
8/16/2020 8:12	0:01	SSA2	0.00731	0.00300	Oversupply
8/16/2020 8:13	0:01	KWP11	0.00196	18.15480	Oversupply
8/16/2020 8:13	0:01	SSA3	0.00788	0.64800	Oversupply
8/16/2020 8:13	0:06	SSA2	0.08287	0.16100	Oversupply
8/16/2020 8:14	0:01	AWE	0.00333	0.20000	Oversupply
8/16/2020 8:14	0:06	SSA3	0.12054	0.03300	Oversupply
8/16/2020 8:15	0:08	KWP11	0.12360	18.14682	Oversupply
8/16/2020 8:19	0:01	SSA2	0.01319	0.00500	Oversupply



**Maui Curtailment Report**

**August 2020**

Start Date and Time	Duration (minutes)	IPP Curtailed	Estimated Curtailed MWH	Peak MW Curtailed	Reasons for Curtailment
8/16/2020 8:20	0:01	SSA3	0.01680	0.01000	Oversupply
8/16/2020 8:20	0:02	SSA2	0.02638	0.04000	Oversupply
8/16/2020 8:21	2:05	SSA3	3.84014	0.02400	Oversupply
8/16/2020 8:22	0:01	SSA2	0.01319	0.00100	Oversupply
8/16/2020 8:23	2:04	SSA2	3.20359	0.00400	Oversupply
8/16/2020 8:24	2:03	KWPPII	17.36786	18.80846	Oversupply
8/16/2020 9:26	0:03	AWE	0.06016	13.50000	Oversupply
8/16/2020 9:35	0:01	AWE	0.00385	14.70000	Oversupply
8/16/2020 9:47	0:01	AWE	0.00055	12.80000	Oversupply
8/16/2020 9:49	0:01	AWE	0.00937	11.20000	Oversupply
8/16/2020 10:00	0:05	AWE	0.04721	12.40000	Oversupply
8/16/2020 10:07	0:03	AWE	0.03775	11.60000	Oversupply
8/16/2020 10:22	0:01	AWE	0.00732	14.30000	Oversupply
8/16/2020 10:26	0:01	SSA3	0.02099	0.07800	Oversupply
8/16/2020 10:28	2:18	SSA2	6.47080	0.06100	Oversupply
8/16/2020 10:28	2:18	SSA3	5.57392	1.39800	Oversupply
8/16/2020 10:29	2:18	KWPPII	19.58922	14.34661	Oversupply
8/16/2020 10:52	0:01	AWE	0.00438	12.50000	Oversupply
8/16/2020 10:54	0:01	AWE	0.00095	13.70000	Oversupply
8/16/2020 11:02	0:01	AWE	0.00972	14.90000	Oversupply
8/16/2020 11:15	0:01	AWE	0.00772	15.30000	Oversupply
8/16/2020 11:33	0:04	AWE	0.01590	13.90000	Oversupply
8/16/2020 12:07	0:01	AWE	0.00937	12.10000	Oversupply
8/16/2020 12:14	0:03	AWE	0.03358	11.90000	Oversupply
8/16/2020 12:20	0:03	AWE	0.03180	12.80000	Oversupply
8/16/2020 12:25	0:01	AWE	0.00887	10.80000	Oversupply
8/16/2020 12:30	0:05	AWE	0.08056	10.90000	Oversupply
8/16/2020 12:39	0:02	AWE	0.02451	12.20000	Oversupply
8/16/2020 12:46	0:01	SSA3	0.03453	0.01300	Oversupply
8/16/2020 12:46	0:01	SSA2	0.04042	0.12500	Oversupply
8/16/2020 12:47	0:01	SSA3	0.03528	1.05200	Oversupply
8/16/2020 12:47	0:01	SSA2	0.03964	0.37400	Oversupply
8/16/2020 12:47	0:01	SSA3	0.03528	2.02400	Oversupply
8/16/2020 12:48	0:01	SSA2	0.04042	0.61400	Oversupply
8/16/2020 12:48	1:17	SSA3	3.63639	0.46500	Oversupply
8/16/2020 12:49	1:16	SSA2	3.62093	0.03200	Oversupply
8/16/2020 12:50	1:15	KWPPII	7.19524	11.82677	Oversupply
8/16/2020 13:00	0:03	AWE	0.01326	11.60000	Oversupply
8/16/2020 14:05	0:01	SSA3	0.03580	0.42300	Oversupply
8/16/2020 14:05	0:01	SSA2	0.04088	0.13000	Oversupply
8/16/2020 14:06	0:01	SSA3	0.03580	0.60600	Oversupply
8/16/2020 14:06	0:01	SSA2	0.04088	0.28000	Oversupply
8/16/2020 14:07	0:05	SSA3	0.21326	0.50400	Oversupply
8/16/2020 14:07	1:11	SSA2	3.31194	0.04800	Oversupply
8/16/2020 14:08	0:04	KWPPII	0.05208	8.90575	Oversupply
8/16/2020 14:11	0:01	SSA3	0.03580	0.13000	Oversupply
8/16/2020 14:12	1:06	SSA3	2.82000	0.01000	Oversupply
8/16/2020 14:14	1:05	KWPPII	5.20067	17.55503	Oversupply
8/16/2020 15:18	0:01	SSA3	0.01448	0.61100	Oversupply
8/16/2020 15:18	0:01	SSA2	0.02229	0.30900	Oversupply
8/16/2020 15:18	0:01	SSA3	0.01480	0.53600	Oversupply
8/16/2020 15:19	0:01	SSA2	0.02318	0.96900	Oversupply
8/16/2020 15:19	0:01	SSA3	0.01513	0.97200	Oversupply
8/16/2020 15:19	0:01	SSA2	0.02318	1.03200	Oversupply
8/16/2020 15:20	0:01	SSA3	0.01513	2.14400	Oversupply
8/16/2020 15:20	0:01	SSA2	0.02318	0.97800	Oversupply
8/16/2020 15:21	0:01	SSA3	0.01448	0.83800	Oversupply
8/16/2020 15:21	0:01	SSA2	0.02318	1.44700	Oversupply
8/16/2020 15:22	0:01	SSA3	0.01480	1.11200	Oversupply
8/16/2020 15:22	0:01	SSA2	0.02318	2.00700	Oversupply
8/16/2020 15:22	0:01	SSA3	0.01480	2.05300	Oversupply
8/16/2020 15:23	0:01	SSA2	0.02318	2.01600	Oversupply
8/16/2020 15:23	0:01	SSA3	0.01480	2.32400	Oversupply
8/16/2020 15:24	0:01	SSA2	0.02318	2.64300	Oversupply
8/16/2020 15:24	0:01	SSA3	0.01480	2.35200	Oversupply
8/16/2020 15:25	0:01	SSA3	0.01448	1.44200	Oversupply
8/16/2020 15:25	0:01	SSA2	0.02318	1.40000	Oversupply
8/16/2020 15:26	0:01	SSA2	0.02318	0.17200	Oversupply
8/16/2020 15:26	0:01	SSA3	0.01513	2.33900	Oversupply
8/16/2020 15:26	0:01	SSA2	0.02318	1.41800	Oversupply
8/16/2020 15:27	0:01	SSA3	0.01480	2.32700	Oversupply
8/16/2020 15:28	0:01	SSA3	0.01480	0.36100	Oversupply
8/17/2020 0:23	0:08	KWPPII	0.25465	19.64874	Oversupply
8/17/2020 0:34	0:02	KWPPII	0.01007	19.29447	Oversupply
8/17/2020 3:04	0:02	KWPPII	0.00411	17.97018	Oversupply



**Maui Curtailment Report**

**August 2020**

Start Date and Time	Duration (minutes)	IPP Curtailed	Estimated Curtailed MWH	Peak MW Curtailed	Reasons for Curtailment
8/17/2020 3:07	0:03	KWPPII	0.01808	19.04498	Oversupply
8/17/2020 3:19	0:05	KWPPII	0.05069	16.07407	Oversupply
8/17/2020 3:32	0:01	KWPPII	0.00598	16.68681	Oversupply
8/17/2020 4:04	0:02	KWPPII	0.02226	18.99508	Oversupply
8/17/2020 4:18	0:01	KWPPII	0.00309	19.24357	Oversupply
8/17/2020 9:41	0:01	SSA3	-0.00347	1.54000	Oversupply
8/17/2020 9:42	0:01	17-2	0.00284	0.75000	Oversupply
8/17/2020 9:44	0:01	SSA3	0.01166	1.52800	Oversupply
8/17/2020 9:45	1:21	17-2	0.99299	0.75000	Oversupply
8/17/2020 9:45	0:01	SSA2	0.02208	2.39900	Oversupply
8/17/2020 9:45	0:01	SSA3	0.01000	2.25500	Oversupply
8/17/2020 9:45	0:01	SSA2	0.02208	1.07400	Oversupply
8/17/2020 9:46	0:01	SSA3	0.00979	1.96100	Oversupply
8/17/2020 9:46	0:01	SSA2	0.02208	0.33800	Oversupply
8/17/2020 9:47	0:01	SSA3	0.00979	1.06100	Oversupply
8/17/2020 9:47	0:01	SSA2	0.02208	1.60900	Oversupply
8/17/2020 9:48	0:01	SSA3	0.01000	1.02600	Oversupply
8/17/2020 9:48	0:01	SSA2	0.02208	1.90800	Oversupply
8/17/2020 9:48	0:01	SSA3	0.01000	0.80100	Oversupply
8/17/2020 9:49	0:01	SSA2	0.02208	1.25600	Oversupply
8/17/2020 9:49	0:01	SSA3	0.01000	0.79600	Oversupply
8/17/2020 9:50	0:01	SSA2	0.02208	1.50000	Oversupply
8/17/2020 9:50	0:01	SSA3	0.00958	0.74700	Oversupply
8/17/2020 9:51	0:01	SSA3	0.00958	0.43200	Oversupply
8/17/2020 9:51	0:01	SSA2	0.02208	0.53400	Oversupply
8/17/2020 9:51	0:01	SSA3	0.01000	0.26300	Oversupply
8/17/2020 9:52	0:01	SSA2	0.02208	0.21800	Oversupply
8/17/2020 9:52	0:01	SSA3	0.00979	0.20900	Oversupply
8/17/2020 9:52	0:01	SSA2	0.02208	0.53000	Oversupply
8/17/2020 9:53	0:01	SSA3	0.01000	0.09400	Oversupply
8/17/2020 9:53	0:01	SSA2	0.02208	0.15600	Oversupply
8/17/2020 9:54	0:01	SSA3	0.00979	0.15500	Oversupply
8/17/2020 9:54	0:02	SSA2	0.04417	1.18300	Oversupply
8/17/2020 9:54	0:01	SSA3	0.00979	0.01500	Oversupply
8/17/2020 9:55	0:02	KWPPII	0.00882	14.25579	Oversupply
8/17/2020 9:55	0:01	SSA3	0.00979	0.00400	Oversupply
8/17/2020 9:56	0:01	SSA2	0.02208	0.15500	Oversupply
8/17/2020 9:56	0:01	SSA3	0.00958	-0.00300	Oversupply
8/17/2020 9:57	0:01	SSA2	0.02208	0.68600	Oversupply
8/17/2020 9:57	0:01	SSA3	0.01022	-0.00400	Oversupply
8/17/2020 9:58	0:01	SSA3	0.01064	-0.00400	Oversupply
8/17/2020 9:58	0:01	SSA2	0.02166	0.02200	Oversupply
8/17/2020 9:58	0:01	SSA3	0.01000	-0.00400	Oversupply
8/17/2020 9:58	0:01	SSA2	0.02208	0.31200	Oversupply
8/17/2020 9:59	0:02	SSA3	0.04752	0.02300	Oversupply
8/17/2020 9:59	0:02	SSA2	0.06109	0.24100	Oversupply
8/17/2020 10:01	0:01	KWPPII	0.00271	13.06623	Oversupply
8/17/2020 10:01	0:01	SSA2	0.03301	0.00400	Oversupply
8/17/2020 10:01	0:02	SSA3	0.03402	0.06300	Oversupply
8/17/2020 10:02	0:01	SSA2	0.03301	0.30100	Oversupply
8/17/2020 10:03	0:01	SSA2	0.03238	0.41700	Oversupply
8/17/2020 10:03	0:01	SSA3	0.01720	0.28900	Oversupply
8/17/2020 10:04	0:01	SSA2	0.03301	0.20100	Oversupply
8/17/2020 10:04	0:02	SSA3	0.03477	0.14400	Oversupply
8/17/2020 10:04	0:01	SSA2	0.03301	0.00500	Oversupply
8/17/2020 10:05	0:01	KWPPII	0.01275	13.00436	Oversupply
8/17/2020 10:05	0:01	SSA3	0.01720	0.03100	Oversupply
8/17/2020 10:05	0:01	SSA2	0.03301	0.02100	Oversupply
8/17/2020 10:06	0:01	SSA3	0.01720	0.20600	Oversupply
8/17/2020 10:06	0:01	SSA2	0.03301	0.23700	Oversupply
8/17/2020 10:07	0:01	SSA3	0.01720	0.39100	Oversupply
8/17/2020 10:07	0:01	SSA2	0.03174	0.44500	Oversupply
8/17/2020 10:08	0:01	SSA3	0.01757	0.42800	Oversupply
8/17/2020 10:08	0:02	SSA2	0.06602	0.19400	Oversupply
8/17/2020 10:08	0:02	SSA3	0.03477	0.00200	Oversupply
8/17/2020 10:09	0:02	KWPPII	0.00634	12.68002	Oversupply
8/17/2020 10:10	0:01	SSA2	0.03301	0.01100	Oversupply
8/17/2020 10:10	0:01	SSA3	0.01720	-0.00300	Oversupply
8/17/2020 10:10	0:01	SSA2	0.03301	0.57100	Oversupply
8/17/2020 10:11	0:46	SSA3	0.60170	0.07300	Oversupply
8/17/2020 10:11	0:45	SSA2	1.59809	0.11900	Oversupply
8/17/2020 10:12	0:46	KWPPII	3.18113	14.17496	Oversupply
8/17/2020 10:56	0:01	SSA3	0.00800	-0.00300	Oversupply
8/17/2020 10:56	0:01	SSA2	0.03930	0.00200	Oversupply
8/17/2020 10:57	0:01	SSA3	0.00817	0.03900	Oversupply



**Maui Curtailment Report**

**August 2020**

Start Date and Time	Duration (minutes)	IPP Curtailed	Estimated Curtailed MWH	Peak MW Curtailed	Reasons for Curtailment
8/17/2020 10:57	0:01	SSA2	0.03930	0.40300	Oversupply
8/17/2020 10:58	0:01	SSA3	0.00783	0.00600	Oversupply
8/17/2020 10:58	0:01	SSA2	0.03930	0.12500	Oversupply
8/17/2020 10:59	0:01	SSA3	0.00817	0.10800	Oversupply
8/17/2020 10:59	0:01	SSA2	0.03502	1.05700	Oversupply
8/17/2020 10:59	0:01	SSA3	0.00540	0.33600	Oversupply
8/17/2020 11:00	0:02	SSA2	0.04629	1.45700	Oversupply
8/17/2020 11:00	0:01	SSA3	0.00440	0.38100	Oversupply
8/17/2020 11:01	0:01	SSA3	0.00440	0.49600	Oversupply
8/17/2020 11:02	0:02	SSA3	0.00880	0.62000	Oversupply
8/17/2020 11:02	0:01	SSA2	0.02404	1.98600	Oversupply
8/17/2020 11:03	0:01	SSA3	0.00430	0.11600	Oversupply
8/17/2020 11:03	0:01	SSA2	0.02225	0.43700	Oversupply
8/17/2020 11:04	0:01	SSA3	0.00430	0.21500	Oversupply
8/17/2020 11:04	0:01	SSA2	0.02315	0.46000	Oversupply
8/17/2020 11:05	0:01	SSA3	0.00430	0.67000	Oversupply
8/17/2020 11:06	0:01	SSA2	0.02225	1.63800	Oversupply
8/17/2020 11:06	0:01	SSA3	0.00430	0.70100	Oversupply
8/17/2020 11:07	3:02	17-2	2.01497	0.75000	Oversupply
8/17/2020 11:07	0:01	SSA2	0.02270	1.99100	Oversupply
8/17/2020 11:07	0:01	SSA3	0.00440	0.31100	Oversupply
8/17/2020 11:08	0:01	SSA2	0.02315	0.20300	Oversupply
8/17/2020 11:08	0:01	SSA3	0.00440	0.16800	Oversupply
8/17/2020 11:08	0:01	SSA2	0.02315	0.49500	Oversupply
8/17/2020 11:08	0:01	SSA3	0.00459	0.09800	Oversupply
8/17/2020 11:09	0:01	SSA3	0.00440	0.22200	Oversupply
8/17/2020 11:09	0:01	SSA2	0.02315	0.69300	Oversupply
8/17/2020 11:10	0:01	SSA3	0.00449	0.09000	Oversupply
8/17/2020 11:10	0:01	SSA2	0.02315	0.13200	Oversupply
8/17/2020 11:11	0:01	SSA3	0.00430	0.00900	Oversupply
8/17/2020 11:11	0:01	SSA2	0.02315	0.03300	Oversupply
8/17/2020 11:12	0:01	SSA3	0.00459	0.01400	Oversupply
8/17/2020 11:12	0:01	SSA2	0.02315	0.08500	Oversupply
8/17/2020 11:12	0:01	SSA3	0.00449	0.10300	Oversupply
8/17/2020 11:13	0:01	SSA2	0.02315	0.32900	Oversupply
8/17/2020 11:13	0:01	SSA3	0.00430	0.10900	Oversupply
8/17/2020 11:14	0:01	SSA2	0.02315	0.30900	Oversupply
8/17/2020 11:14	0:01	SSA3	0.00445	0.00200	Oversupply
8/17/2020 11:14	0:01	SSA2	0.02962	0.19700	Oversupply
8/17/2020 11:15	0:01	SSA3	0.00718	0.14700	Oversupply
8/17/2020 11:17	0:01	SSA3	0.00718	0.35000	Oversupply
8/17/2020 11:17	0:01	SSA2	0.01217	0.81400	Oversupply
8/17/2020 11:18	0:01	SSA3	0.00702	0.20400	Oversupply
8/17/2020 11:18	0:01	SSA2	0.01194	0.52600	Oversupply
8/17/2020 11:18	0:01	SSA3	0.00702	0.56600	Oversupply
8/17/2020 11:19	0:01	SSA2	0.01217	0.62300	Oversupply
8/17/2020 11:19	0:01	SSA3	0.00718	0.65400	Oversupply
8/17/2020 11:21	0:01	SSA2	0.01217	1.17200	Oversupply
8/17/2020 11:21	0:01	SSA2	0.01217	0.89600	Oversupply
8/17/2020 11:22	0:01	SSA3	0.00687	0.88100	Oversupply
8/17/2020 11:22	0:01	SSA2	0.01217	0.81600	Oversupply
8/17/2020 11:22	0:01	SSA3	0.00718	0.59700	Oversupply
8/17/2020 11:23	2:18	SSA3	5.57449	0.00100	Oversupply
8/17/2020 11:23	2:18	SSA2	5.66558	0.19500	Oversupply
8/17/2020 11:24	2:18	KWP11	21.02868	18.82942	Oversupply
8/17/2020 12:05	0:01	AWE	0.00688	14.20000	Oversupply
8/17/2020 12:15	0:08	AWE	0.24955	14.90000	Oversupply
8/17/2020 12:27	0:03	AWE	0.05018	15.00000	Oversupply
8/17/2020 12:39	0:04	AWE	0.17383	18.10000	Oversupply
8/17/2020 12:48	0:01	AWE	0.00639	16.90000	Oversupply
8/17/2020 13:41	0:01	SSA2	0.02513	0.02200	Oversupply
8/17/2020 13:41	0:01	SSA3	0.02163	-0.00300	Oversupply
8/17/2020 13:42	0:01	SSA2	0.02418	0.52500	Oversupply
8/17/2020 13:42	0:01	SSA3	0.02163	0.09400	Oversupply
8/17/2020 13:43	0:01	SSA2	0.02418	1.02400	Oversupply
8/17/2020 13:43	0:01	SSA3	0.02071	0.35800	Oversupply
8/17/2020 13:43	0:07	SSA2	0.19347	0.13600	Oversupply
8/17/2020 13:43	0:07	SSA3	0.14969	0.26700	Oversupply
8/17/2020 13:44	0:08	KWP11	0.18680	18.34042	Oversupply
8/17/2020 13:50	0:01	SSA2	0.02492	0.00500	Oversupply
8/17/2020 13:50	0:01	SSA3	0.01601	0.02000	Oversupply
8/17/2020 13:51	0:01	SSA3	0.01566	0.24200	Oversupply
8/17/2020 13:51	0:01	SSA2	0.02492	0.42100	Oversupply
8/17/2020 13:52	0:01	SSA3	0.01601	0.46400	Oversupply
8/17/2020 13:52	0:01	SSA2	0.02492	0.68700	Oversupply



**Maui Curtailment Report**

**August 2020**

Start Date and Time	Duration (minutes)	IPP Curtailed	Estimated Curtailed MWH	Peak MW Curtailed	Reasons for Curtailment
8/17/2020 13:53	0:01	SSA3	0.01566	0.99800	Oversupply
8/17/2020 13:53	0:01	SSA2	0.02492	0.29000	Oversupply
8/17/2020 13:53	0:01	SSA3	0.02122	0.80200	Oversupply
8/17/2020 13:54	0:01	SSA2	0.02540	0.55500	Oversupply
8/17/2020 13:54	0:01	SSA3	0.01601	1.63600	Oversupply
8/17/2020 13:55	0:01	SSA2	0.02444	0.91600	Oversupply
8/17/2020 13:55	0:01	SSA3	0.01670	1.26200	Oversupply
8/17/2020 13:56	0:01	SSA2	0.02492	0.80400	Oversupply
8/17/2020 13:56	0:01	SSA3	0.01601	0.14800	Oversupply
8/17/2020 13:56	0:01	SSA2	0.02492	0.83400	Oversupply
8/17/2020 13:57	0:01	SSA3	0.01601	1.14200	Oversupply
8/17/2020 13:57	0:01	SSA2	0.02492	1.40100	Oversupply
8/17/2020 13:58	0:01	SSA3	0.01601	1.18300	Oversupply
8/17/2020 13:58	0:01	SSA2	0.02492	2.07300	Oversupply
8/17/2020 13:58	0:01	SSA3	0.01601	1.82300	Oversupply
8/17/2020 14:04	0:01	SSA2	0.01086	1.08800	Oversupply
8/17/2020 14:05	0:01	SSA3	0.01124	0.14300	Oversupply
8/17/2020 14:05	0:01	SSA2	0.01086	1.05900	Oversupply
8/17/2020 14:05	0:01	SSA3	0.01149	0.64300	Oversupply
8/17/2020 14:06	0:01	SSA2	0.01086	1.05200	Oversupply
8/17/2020 14:06	0:01	SSA3	0.01100	2.09000	Oversupply
8/17/2020 14:08	0:01	SSA3	0.01124	2.86500	Oversupply
8/17/2020 14:10	0:01	17-2	0.01230	0.75000	Oversupply
8/17/2020 14:11	0:01	SSA2	0.01086	1.06300	Oversupply
8/17/2020 14:11	0:01	SSA3	0.01124	3.15400	Oversupply
8/17/2020 14:12	0:53	17-2	0.43310	0.75000	Oversupply
8/17/2020 14:12	0:01	SSA2	0.01086	1.17800	Oversupply
8/17/2020 14:12	0:01	SSA3	0.01149	0.38700	Oversupply
8/17/2020 14:13	0:01	SSA2	0.01086	0.06700	Oversupply
8/17/2020 14:13	0:01	SSA3	0.01149	0.28200	Oversupply
8/17/2020 14:14	0:01	SSA2	0.01130	0.12100	Oversupply
8/17/2020 14:14	0:01	SSA3	0.01162	0.02500	Oversupply
8/17/2020 14:15	0:01	SSA3	0.02408	0.06300	Oversupply
8/17/2020 14:15	0:01	SSA2	0.01213	0.22500	Oversupply
8/17/2020 14:15	0:01	SSA3	0.02408	0.12800	Oversupply
8/17/2020 14:15	0:01	SSA2	0.01166	0.67100	Oversupply
8/17/2020 14:16	0:01	SSA3	0.02305	0.15800	Oversupply
8/17/2020 14:16	0:01	SSA2	0.01189	0.15900	Oversupply
8/17/2020 14:17	0:01	SSA3	0.02305	0.06900	Oversupply
8/17/2020 14:17	0:01	SSA2	0.01213	0.43500	Oversupply
8/17/2020 14:18	0:01	SSA3	0.02357	0.11600	Oversupply
8/17/2020 14:25	0:01	SSA3	0.02357	2.60000	Oversupply
8/17/2020 14:26	0:21	SSA2	0.25791	0.87600	Oversupply
8/17/2020 14:26	0:20	SSA3	0.80466	1.40300	Oversupply
8/17/2020 14:27	0:20	KWPll	0.70170	15.60303	Oversupply
8/17/2020 14:46	0:01	SSA3	0.03033	-0.00400	Oversupply
8/17/2020 14:46	0:01	SSA2	0.00993	0.13600	Oversupply
8/17/2020 14:47	0:01	SSA3	0.03032	-0.00400	Oversupply
8/17/2020 14:47	0:01	SSA2	0.00955	0.33600	Oversupply
8/17/2020 14:47	0:01	SSA3	0.03167	-0.00400	Oversupply
8/17/2020 14:48	0:01	SSA2	0.00993	0.41600	Oversupply
8/17/2020 14:48	0:01	SSA3	0.03100	-0.00400	Oversupply
8/17/2020 14:49	0:01	SSA2	0.00993	0.70800	Oversupply
8/17/2020 14:49	0:01	SSA3	0.03100	-0.00400	Oversupply
8/17/2020 14:50	0:01	SSA2	0.00993	0.25600	Oversupply
8/17/2020 14:50	0:01	SSA3	0.03167	-0.00300	Oversupply
8/17/2020 14:51	0:01	SSA3	0.03100	0.02200	Oversupply
8/17/2020 14:51	0:01	SSA2	0.00955	0.15800	Oversupply
8/17/2020 14:51	0:01	SSA3	0.03167	0.30100	Oversupply
8/17/2020 14:51	0:01	SSA2	0.01050	0.07700	Oversupply
8/17/2020 14:52	0:01	SSA3	0.03167	0.03900	Oversupply
8/17/2020 14:52	0:01	SSA2	0.00955	0.26300	Oversupply
8/17/2020 14:53	0:01	SSA3	0.03167	0.07000	Oversupply
8/17/2020 14:53	0:01	SSA2	0.00993	0.26200	Oversupply
8/17/2020 14:54	0:01	SSA3	0.03032	0.59500	Oversupply
8/17/2020 14:54	0:01	SSA2	0.00955	0.47300	Oversupply
8/17/2020 14:54	0:01	SSA3	0.03167	1.10200	Oversupply
8/17/2020 14:55	0:01	SSA2	0.00993	0.05100	Oversupply
8/17/2020 14:55	0:01	SSA3	0.03032	0.74900	Oversupply
8/17/2020 14:56	0:01	SSA2	0.00974	0.97200	Oversupply
8/17/2020 14:56	0:01	SSA3	0.03100	2.07800	Oversupply
8/17/2020 14:57	0:01	SSA2	0.00974	0.63900	Oversupply
8/17/2020 14:57	0:01	SSA3	0.03032	1.89500	Oversupply
8/17/2020 14:57	0:01	SSA3	0.03100	1.07200	Oversupply
8/17/2020 14:57	0:01	SSA2	0.00974	0.52300	Oversupply





**Maui Curtailment Report**

**August 2020**

Start Date and Time	Duration (minutes)	IPP Curtailed	Estimated Curtailed MWH	Peak MW Curtailed	Reasons for Curtailment
8/17/2020 14:58	0:01	SSA3	0.03100	0.39400	Oversupply
8/17/2020 14:58	0:01	SSA2	0.00993	0.24800	Oversupply
8/17/2020 14:59	0:01	SSA3	0.02403	0.30500	Oversupply
8/17/2020 14:59	0:01	SSA2	-0.00009	0.37700	Oversupply
8/17/2020 15:00	0:01	SSA3	-0.00186	1.44200	Oversupply
8/17/2020 15:00	0:01	SSA2	0.00292	1.23100	Oversupply
8/17/2020 15:02	0:01	SSA2	0.00292	1.51600	Oversupply
8/17/2020 15:02	0:01	SSA3	-0.00186	1.79500	Oversupply
8/17/2020 15:03	0:01	SSA2	0.00292	1.60500	Oversupply
8/17/2020 23:15	0:31	KWPPII	2.80481	20.60578	Oversupply
8/18/2020 3:11	0:08	KWPPII	0.29702	16.91634	Oversupply
8/18/2020 3:50	0:05	KWPPII	0.07051	16.76066	Oversupply
8/18/2020 4:04	0:03	KWPPII	0.01688	18.58492	Oversupply
8/18/2020 4:59	1:07	KWPPII	8.41279	20.70458	Oversupply
8/18/2020 6:08	0:01	KWPPII	0.00388	20.57085	Oversupply
8/18/2020 6:40	0:01	SSA2	0.00027	0.03800	Oversupply
8/18/2020 6:41	0:02	SSA2	0.00054	0.05700	Oversupply
8/18/2020 6:42	0:01	SSA3	0.00076	0.00500	Oversupply
8/18/2020 6:50	0:09	SSA2	0.00865	0.01700	Oversupply
8/18/2020 6:51	0:08	SSA3	0.02957	0.14300	Oversupply
8/18/2020 6:52	0:08	17-2	0.00497	0.05700	Oversupply
8/18/2020 6:53	0:07	KWPPII	0.13257	20.55688	Oversupply
8/18/2020 7:02	0:01	KWPPII	0.00170	20.56985	Oversupply
8/18/2020 7:03	0:01	17-2	0.00035	0.04600	Oversupply
8/18/2020 7:06	0:42	17-2	0.05874	0.23000	Oversupply
8/18/2020 7:06	0:12	SSA3	0.07797	0.30300	Oversupply
8/18/2020 7:07	0:11	SSA2	0.02910	0.01100	Oversupply
8/18/2020 7:09	0:10	KWPPII	0.32032	20.70558	Oversupply
8/18/2020 7:18	0:01	SSA2	0.00483	-0.00300	Oversupply
8/18/2020 7:19	0:27	SSA3	0.29062	0.02200	Oversupply
8/18/2020 7:19	0:27	SSA2	0.17412	0.01500	Oversupply
8/18/2020 7:20	0:26	KWPPII	1.52723	20.70458	Oversupply
8/18/2020 7:46	0:01	SSA3	0.00929	0.10900	Oversupply
8/18/2020 7:48	0:01	SSA2	0.00246	0.41200	Oversupply
8/18/2020 7:49	0:01	SSA2	0.00246	0.20900	Oversupply
8/18/2020 7:49	2:52	SSA3	5.09032	0.04900	Oversupply
8/18/2020 7:50	7:05	17-2	4.23229	0.75000	Oversupply
8/18/2020 7:50	2:51	SSA2	4.39264	0.10200	Oversupply
8/18/2020 7:51	2:52	KWPPII	53.29889	20.70757	Oversupply
8/18/2020 8:03	0:02	AWE	0.02961	17.40000	Oversupply
8/18/2020 8:06	0:01	AWE	0.00231	14.70000	Oversupply
8/18/2020 8:20	0:01	AWE	0.00260	12.30000	Oversupply
8/18/2020 8:23	0:08	AWE	0.13877	12.10000	Oversupply
8/18/2020 8:33	1:46	AWE	16.35376	21.00000	Oversupply
8/18/2020 10:20	0:03	AWE	0.03244	21.00000	Oversupply
8/18/2020 10:25	0:14	AWE	0.64465	21.00000	Oversupply
8/18/2020 10:41	0:01	SSA3	0.03598	0.00500	Oversupply
8/18/2020 10:42	1:56	SSA2	4.66965	-0.00300	Oversupply
8/18/2020 10:42	1:55	SSA3	4.54142	0.01900	Oversupply
8/18/2020 10:44	1:54	KWPPII	35.08109	20.26847	Oversupply
8/18/2020 10:46	0:29	AWE	1.02254	21.00000	Oversupply
8/18/2020 11:21	0:01	AWE	0.00124	21.00000	Oversupply
8/18/2020 11:29	1:03	AWE	4.09774	21.00000	Oversupply
8/18/2020 12:37	0:01	SSA3	0.03627	0.47400	Oversupply
8/18/2020 12:37	0:01	SSA2	0.04020	0.00500	Oversupply
8/18/2020 12:38	0:01	SSA3	0.03627	0.01700	Oversupply
8/18/2020 12:38	0:01	SSA2	0.04099	0.26800	Oversupply
8/18/2020 12:39	0:30	SSA3	1.28062	0.81800	Oversupply
8/18/2020 12:39	0:29	SSA2	1.13602	0.29700	Oversupply
8/18/2020 12:40	0:28	KWPPII	4.52205	20.36228	Oversupply
8/18/2020 13:08	0:01	SSA2	0.02310	0.01400	Oversupply
8/18/2020 13:09	0:01	KWPPII	0.01373	19.06095	Oversupply
8/18/2020 13:09	0:01	SSA2	0.02310	0.02800	Oversupply
8/18/2020 13:09	0:01	SSA3	0.02602	0.21100	Oversupply
8/18/2020 13:09	0:01	SSA2	0.02310	0.36800	Oversupply
8/18/2020 13:10	0:01	SSA3	0.02602	0.31000	Oversupply
8/18/2020 13:10	0:01	SSA2	0.02310	0.55400	Oversupply
8/18/2020 13:11	0:01	SSA3	0.02545	0.49400	Oversupply
8/18/2020 13:11	0:01	SSA2	0.02310	1.71300	Oversupply
8/18/2020 13:11	0:01	SSA3	0.02602	0.76900	Oversupply
8/18/2020 13:12	0:01	SSA2	0.02310	1.18000	Oversupply
8/18/2020 13:12	0:01	SSA3	0.02602	0.18100	Oversupply
8/18/2020 13:13	1:30	SSA2	3.39277	0.05300	Oversupply
8/18/2020 13:13	1:30	SSA3	2.65836	0.07000	Oversupply
8/18/2020 13:14	1:28	KWPPII	9.13139	20.39022	Oversupply



**Maui Curtailment Report**

**August 2020**

Start Date and Time	Duration (minutes)	IPP Curtailed	Estimated Curtailed MWH	Peak MW Curtailed	Reasons for Curtailment
8/18/2020 14:43	0:01	KWP11	0.00418	19.13978	Oversupply
8/18/2020 14:43	0:01	SSA3	0.02363	0.06900	Oversupply
8/18/2020 14:43	0:01	SSA2	0.03426	0.04100	Oversupply
8/18/2020 14:43	0:01	SSA3	0.02263	0.64400	Oversupply
8/18/2020 14:44	0:01	SSA2	0.03208	0.25800	Oversupply
8/18/2020 14:44	0:01	SSA3	0.01848	0.73400	Oversupply
8/18/2020 14:45	0:01	SSA2	0.01261	0.32700	Oversupply
8/18/2020 14:45	0:01	SSA3	0.00791	0.07300	Oversupply
8/18/2020 14:46	0:01	SSA2	0.01285	0.61200	Oversupply
8/18/2020 14:46	0:01	SSA3	0.00809	0.98000	Oversupply
8/18/2020 14:46	0:01	SSA3	0.00791	1.83900	Oversupply
8/18/2020 14:46	0:01	SSA2	0.01261	0.41800	Oversupply
8/18/2020 14:47	0:01	SSA3	0.00827	1.63700	Oversupply
8/18/2020 14:47	0:01	SSA2	0.01261	0.83200	Oversupply
8/18/2020 14:48	0:01	SSA2	0.01261	1.00500	Oversupply
8/18/2020 14:49	0:01	SSA2	0.01261	0.91800	Oversupply
8/18/2020 14:49	0:01	SSA3	0.00809	1.27800	Oversupply
8/18/2020 14:50	0:01	SSA2	0.01261	0.83600	Oversupply
8/18/2020 14:51	0:01	SSA2	0.01261	0.90200	Oversupply
8/18/2020 14:52	0:01	SSA2	0.01261	0.84800	Oversupply
8/18/2020 14:52	0:01	SSA3	0.00809	0.96500	Oversupply
8/18/2020 14:55	0:01	SSA3	0.00809	1.41800	Oversupply
8/18/2020 14:55	0:01	SSA2	0.01261	2.91000	Oversupply
8/18/2020 14:56	1:48	17-2	1.16969	0.75000	Oversupply
8/18/2020 14:56	0:01	SSA3	0.00809	0.84700	Oversupply
8/18/2020 14:56	0:01	SSA2	0.01261	1.72500	Oversupply
8/18/2020 14:56	0:01	SSA3	0.00827	0.22800	Oversupply
8/18/2020 14:57	0:01	SSA2	0.01261	1.81700	Oversupply
8/18/2020 14:57	0:01	SSA3	0.00897	1.07400	Oversupply
8/18/2020 14:58	0:01	SSA2	0.01261	0.23000	Oversupply
8/18/2020 14:58	0:01	SSA3	0.00827	0.41900	Oversupply
8/18/2020 14:59	0:01	SSA2	0.01261	0.30900	Oversupply
8/18/2020 14:59	0:01	SSA3	0.00861	0.25300	Oversupply
8/18/2020 14:59	0:01	SSA2	0.02496	0.05200	Oversupply
8/18/2020 15:00	0:01	SSA3	0.01441	0.39500	Oversupply
8/18/2020 15:00	0:01	SSA2	0.01549	0.22600	Oversupply
8/18/2020 15:00	0:01	SSA3	0.01410	0.17900	Oversupply
8/18/2020 15:01	1:26	SSA3	1.57130	0.02400	Oversupply
8/18/2020 15:01	1:27	SSA2	2.28240	0.03300	Oversupply
8/18/2020 15:02	1:27	KWP11	7.39735	20.68961	Oversupply
8/18/2020 16:27	0:02	SSA3	0.02647	-0.00100	Oversupply
8/18/2020 16:28	0:01	SSA2	0.03200	0.04100	Oversupply
8/18/2020 16:29	0:01	SSA2	0.03200	0.15800	Oversupply
8/18/2020 16:29	0:01	SSA3	0.01366	0.40100	Oversupply
8/18/2020 16:29	0:01	SSA2	0.03185	0.14100	Oversupply
8/18/2020 16:30	0:01	SSA3	0.00932	0.27200	Oversupply
8/18/2020 16:30	0:01	SSA2	0.01334	0.11600	Oversupply
8/18/2020 16:30	0:01	SSA3	0.00952	0.17900	Oversupply
8/18/2020 16:31	0:01	SSA3	0.00952	0.05400	Oversupply
8/18/2020 16:31	0:01	SSA2	0.01334	0.05000	Oversupply
8/18/2020 16:32	0:10	SSA3	0.12131	0.01300	Oversupply
8/18/2020 16:32	0:01	SSA2	0.01334	0.00300	Oversupply
8/18/2020 16:33	0:10	SSA2	0.14647	0.12200	Oversupply
8/18/2020 16:34	0:09	KWP11	0.18236	20.70358	Oversupply
8/18/2020 16:42	0:01	SSA3	0.00932	0.00400	Oversupply
8/18/2020 16:42	0:01	SSA2	0.01334	-0.00300	Oversupply
8/18/2020 16:43	0:01	SSA3	0.00952	0.27100	Oversupply
8/18/2020 16:47	0:01	17-2	0.00285	0.37100	Oversupply
8/18/2020 21:48	1:08	KWP11	6.84384	20.70158	Oversupply
8/18/2020 23:00	0:18	KWP11	1.05595	20.53193	Oversupply
8/18/2020 23:19	0:02	KWP11	0.01901	18.48413	Oversupply
8/19/2020 0:29	0:04	KWP11	0.04645	20.62175	Oversupply
8/19/2020 0:34	0:34	KWP11	1.35671	20.48902	Oversupply
8/19/2020 1:12	1:11	KWP11	6.12213	20.56985	Oversupply
8/19/2020 2:25	0:28	KWP11	1.19082	17.08001	Oversupply
8/19/2020 3:01	0:18	KWP11	0.79957	17.43727	Oversupply
8/19/2020 3:22	0:01	KWP11	0.00395	13.33069	Oversupply
8/19/2020 3:35	0:02	KWP11	0.00784	9.16422	Oversupply
8/19/2020 3:38	0:57	KWP11	8.70274	18.31847	Oversupply
8/19/2020 4:45	0:01	KWP11	0.00339	18.75557	Oversupply
8/19/2020 4:47	0:13	KWP11	0.52597	19.87428	Oversupply
8/19/2020 6:45	6:03	SSA3	11.95189	0.10600	Oversupply
8/19/2020 6:46	6:03	SSA2	10.49053	0.06000	Oversupply
8/19/2020 6:46	6:03	KWP11	98.69684	20.65269	Oversupply
8/19/2020 6:47	7:12	17-2	2.42845	0.75000	Oversupply



**Maui Curtailment Report**

**August 2020**

Start Date and Time	Duration (minutes)	IPP Curtailed	Estimated Curtailed MWH	Peak MW Curtailed	Reasons for Curtailment
8/19/2020 8:01	0:32	AWE	0.98746	21.00000	Oversupply
8/19/2020 8:34	4:08	AWE	41.79059	21.00000	Oversupply
8/19/2020 10:31	0:01	5A	Data is not available	Data is not available	Oversupply
8/19/2020 10:31	0:01	SAG	Data is not available	Data is not available	Oversupply
8/19/2020 10:58	0:01	5A	Data is not available	Data is not available	Oversupply
8/19/2020 10:58	0:01	SAG	Data is not available	Data is not available	Oversupply
8/19/2020 11:03	0:04	5A	Data is not available	Data is not available	Oversupply
8/19/2020 11:03	0:04	SAG	Data is not available	Data is not available	Oversupply
8/19/2020 11:08	0:02	5A	Data is not available	Data is not available	Oversupply
8/19/2020 11:08	0:02	SAG	Data is not available	Data is not available	Oversupply
8/19/2020 11:08	0:01	KWP	0.00176	11.47253	Oversupply
8/19/2020 11:10	0:01	KWP	0.00048	11.68352	Oversupply
8/19/2020 11:12	0:01	5A	Data is not available	Data is not available	Oversupply
8/19/2020 11:12	0:01	SAG	Data is not available	Data is not available	Oversupply
8/19/2020 12:48	0:01	SSA3	0.03674	0.20200	Oversupply
8/19/2020 12:49	0:01	SSA2	0.04146	-0.00300	Oversupply
8/19/2020 12:49	0:01	SSA3	0.03986	0.85300	Oversupply
8/19/2020 12:50	1:01	SSA2	2.65455	-0.00300	Oversupply
8/19/2020 12:50	0:59	SSA3	2.44887	0.02300	Oversupply
8/19/2020 12:51	1:00	KWP	8.62259	19.91320	Oversupply
8/19/2020 13:49	0:01	SSA3	0.01220	0.00200	Oversupply
8/19/2020 13:50	0:01	SSA2	0.02014	0.04500	Oversupply
8/19/2020 13:50	0:01	SSA3	0.01220	0.12400	Oversupply
8/19/2020 13:51	0:01	SSA3	0.01220	0.56400	Oversupply
8/19/2020 13:51	0:01	SSA2	0.02014	0.22100	Oversupply
8/19/2020 13:52	0:01	SSA3	0.01194	0.65400	Oversupply
8/19/2020 13:52	0:01	SSA2	0.02014	0.82200	Oversupply
8/19/2020 13:52	0:03	SSA3	0.04855	0.14800	Oversupply
8/19/2020 13:53	0:01	SSA2	0.02014	0.17800	Oversupply
8/19/2020 13:54	0:02	KWP	0.02238	18.33843	Oversupply
8/19/2020 13:54	0:02	SSA2	0.04028	0.00800	Oversupply
8/19/2020 13:55	0:01	SSA2	0.02014	-0.00300	Oversupply
8/19/2020 13:55	0:01	SSA3	0.01247	0.37600	Oversupply
8/19/2020 13:56	0:01	SSA2	0.02014	-0.00300	Oversupply
8/19/2020 13:56	0:01	SSA3	0.01220	0.06800	Oversupply
8/19/2020 13:57	0:01	SSA3	0.01220	0.73000	Oversupply
8/19/2020 13:57	0:01	SSA2	0.02014	-0.00300	Oversupply
8/19/2020 13:59	0:01	SSA2	0.02027	-0.00300	Oversupply
8/19/2020 13:59	0:01	SSA3	0.01418	1.24700	Oversupply
8/19/2020 14:00	0:01	SSA2	0.01681	0.10700	Oversupply
8/19/2020 14:00	0:41	SSA3	1.46466	0.03500	Oversupply
8/19/2020 14:01	0:01	SSA2	0.01681	0.26900	Oversupply
8/19/2020 14:01	0:40	SSA2	1.47436	0.04700	Oversupply
8/19/2020 14:03	0:39	KWP	3.28608	20.22556	Oversupply
8/19/2020 14:41	0:01	SSA2	0.03858	-0.00300	Oversupply
8/19/2020 14:42	0:01	SSA3	0.03621	0.18100	Oversupply
8/19/2020 14:42	0:01	SSA2	0.03858	0.01800	Oversupply
8/19/2020 14:42	0:02	SSA3	0.07242	0.41200	Oversupply
8/19/2020 14:43	0:01	SSA2	0.03783	-0.00100	Oversupply
8/19/2020 14:44	0:03	KWP	0.02161	20.02497	Oversupply
8/19/2020 14:44	0:01	SSA2	0.03677	0.00700	Oversupply
8/19/2020 14:44	0:02	SSA3	0.05111	0.00200	Oversupply
8/19/2020 14:45	0:01	SSA2	0.02890	0.00900	Oversupply
8/19/2020 14:45	0:01	SSA3	0.01510	0.08000	Oversupply
8/19/2020 14:46	0:01	SSA2	0.02890	0.01100	Oversupply
8/19/2020 14:46	0:01	SSA3	0.01543	0.03900	Oversupply
8/19/2020 14:46	0:01	SSA2	0.02890	0.11100	Oversupply
8/19/2020 14:47	0:01	SSA3	0.01543	0.38800	Oversupply
8/19/2020 14:47	0:01	SSA2	0.02890	0.55400	Oversupply
8/19/2020 14:48	0:01	SSA3	0.01477	0.11200	Oversupply
8/19/2020 14:48	0:01	SSA2	0.02890	0.15500	Oversupply
8/19/2020 14:48	0:01	SSA3	0.01576	0.39600	Oversupply
8/19/2020 14:49	0:01	SSA2	0.02890	0.91300	Oversupply
8/19/2020 14:49	0:01	SSA3	0.01510	1.14000	Oversupply
8/19/2020 14:50	0:01	SSA2	0.02890	1.59100	Oversupply
8/19/2020 14:50	0:01	SSA3	0.01477	0.60600	Oversupply
8/19/2020 14:51	0:01	SSA2	0.02890	1.38300	Oversupply
8/19/2020 14:51	0:01	SSA3	0.01543	0.97400	Oversupply
8/19/2020 14:52	0:01	SSA2	0.02890	1.21200	Oversupply
8/19/2020 14:52	0:01	SSA3	0.01477	1.05600	Oversupply
8/19/2020 14:52	0:01	SSA3	0.01543	0.71300	Oversupply
8/19/2020 14:52	0:01	SSA2	0.02890	1.52900	Oversupply
8/19/2020 14:53	0:01	SSA3	0.01477	0.95700	Oversupply
8/19/2020 14:53	0:01	SSA2	0.02890	0.89000	Oversupply
8/19/2020 14:54	0:01	SSA3	0.01477	0.53600	Oversupply



**Maui Curtailment Report**

**August 2020**

Start Date and Time	Duration (minutes)	IPP Curtailed	Estimated Curtailed MWH	Peak MW Curtailed	Reasons for Curtailment
8/19/2020 14:54	0:01	SSA2	0.02890	1.20400	Oversupply
8/19/2020 14:55	0:01	SSA3	0.01477	0.72700	Oversupply
8/19/2020 14:55	0:01	SSA2	0.02890	0.68000	Oversupply
8/19/2020 14:55	0:01	SSA3	0.01510	0.70100	Oversupply
8/19/2020 14:56	0:01	SSA2	0.02890	0.56200	Oversupply
8/19/2020 14:56	0:01	SSA3	0.01477	0.15000	Oversupply
8/19/2020 14:57	0:01	SSA2	0.02890	0.19200	Oversupply
8/19/2020 14:57	0:01	SSA3	0.01543	0.16900	Oversupply
8/19/2020 14:58	0:01	SSA2	0.02890	0.56000	Oversupply
8/19/2020 14:58	0:01	SSA3	0.01543	0.25700	Oversupply
8/19/2020 14:58	0:01	SSA3	0.01477	0.21800	Oversupply
8/19/2020 14:59	0:01	SSA2	0.02890	0.50800	Oversupply
8/19/2020 14:59	0:01	SSA3	0.01793	0.12700	Oversupply
8/19/2020 14:59	0:01	SSA2	0.03410	0.54200	Oversupply
8/19/2020 15:00	0:01	SSA3	0.00877	0.85100	Oversupply
8/19/2020 15:00	0:01	SSA2	0.03476	1.55200	Oversupply
8/19/2020 15:01	0:01	SSA3	0.00877	0.23200	Oversupply
8/19/2020 15:01	0:01	SSA2	0.03476	0.10300	Oversupply
8/19/2020 15:02	0:01	SSA3	0.00858	0.46100	Oversupply
8/19/2020 15:02	0:01	SSA2	0.03476	0.45300	Oversupply
8/19/2020 15:02	0:01	SSA3	0.00840	0.09500	Oversupply
8/19/2020 15:03	0:01	SSA2	0.03343	0.08900	Oversupply
8/19/2020 15:03	0:01	SSA3	0.00877	0.20200	Oversupply
8/19/2020 15:04	0:01	SSA2	0.03476	0.77900	Oversupply
8/19/2020 15:04	0:01	SSA3	0.00858	0.40600	Oversupply
8/19/2020 15:05	0:01	SSA2	0.03476	1.25900	Oversupply
8/19/2020 15:05	0:01	SSA3	0.00858	0.12100	Oversupply
8/19/2020 15:05	1:29	SSA3	1.76974	0.08900	Oversupply
8/19/2020 15:05	1:21	SSA2	3.40425	0.19100	Oversupply
8/19/2020 15:06	1:22	KWPPII	9.00726	20.67264	Oversupply
8/19/2020 16:27	0:01	SSA2	0.03091	-0.00100	Oversupply
8/19/2020 16:28	0:07	SSA2	0.22438	-0.00300	Oversupply
8/19/2020 16:29	0:01	KWPPII	0.00195	20.68063	Oversupply
8/19/2020 16:31	0:05	KWPPII	0.04840	20.70158	Oversupply
8/19/2020 16:34	0:01	SSA3	0.01871	0.20500	Oversupply
8/19/2020 16:35	0:01	SSA2	0.02653	0.01100	Oversupply
8/19/2020 16:35	0:01	SSA3	0.01871	0.17900	Oversupply
8/19/2020 16:35	0:01	SSA2	0.02653	0.14000	Oversupply
8/19/2020 16:36	0:03	SSA3	0.07325	0.04400	Oversupply
8/19/2020 16:36	0:01	SSA2	0.02653	0.00600	Oversupply
8/19/2020 16:37	0:03	KWPPII	0.01572	20.69959	Oversupply
8/19/2020 16:37	0:02	SSA2	0.05306	0.00000	Oversupply
8/19/2020 16:39	0:01	SSA2	0.02653	0.00600	Oversupply
8/19/2020 16:39	0:01	SSA3	0.01871	0.06900	Oversupply
8/19/2020 16:40	0:02	SSA3	0.05534	0.01400	Oversupply
8/19/2020 16:40	0:03	SSA2	0.10611	0.01300	Oversupply
8/19/2020 16:41	0:01	KWPPII	0.00495	20.69061	Oversupply
8/19/2020 16:42	0:01	SSA3	0.01831	0.00100	Oversupply
8/19/2020 16:43	0:01	KWPPII	0.00090	20.67464	Oversupply
8/19/2020 16:43	0:01	SSA3	0.01871	0.11600	Oversupply
8/19/2020 16:43	0:01	SSA2	0.02653	0.32300	Oversupply
8/19/2020 16:44	0:01	SSA3	0.01911	0.16500	Oversupply
8/19/2020 16:44	0:01	SSA2	0.01934	1.07600	Oversupply
8/19/2020 16:44	0:01	SSA3	0.01143	0.38600	Oversupply
8/19/2020 16:45	0:01	SSA2	0.01308	0.35600	Oversupply
8/19/2020 16:45	0:01	SSA3	0.00252	0.13200	Oversupply
8/19/2020 16:46	0:01	SSA2	0.01308	0.45600	Oversupply
8/19/2020 16:46	0:01	SSA3	0.00257	0.50500	Oversupply
8/19/2020 16:47	0:01	SSA2	0.01308	0.49800	Oversupply
8/19/2020 16:47	0:01	SSA3	0.00257	0.11700	Oversupply
8/19/2020 16:47	0:01	SSA3	0.00257	0.10300	Oversupply
8/19/2020 16:48	0:01	SSA2	0.01308	0.19900	Oversupply
8/19/2020 16:48	0:01	SSA3	0.00252	0.02800	Oversupply
8/19/2020 16:48	0:01	SSA2	0.01283	0.16300	Oversupply
8/19/2020 16:49	0:01	KWPPII	0.00037	20.64770	Oversupply
8/19/2020 16:49	0:01	SSA3	0.00252	0.32100	Oversupply
8/19/2020 16:49	0:01	SSA2	0.01308	0.15100	Oversupply
8/19/2020 16:50	0:01	SSA3	0.00263	0.66300	Oversupply
8/19/2020 16:50	0:01	SSA2	0.01308	1.28400	Oversupply
8/19/2020 16:51	0:01	SSA3	0.00252	0.45300	Oversupply
8/19/2020 16:52	0:01	SSA2	0.01308	1.49900	Oversupply
8/19/2020 16:52	0:01	SSA3	0.00263	1.11700	Oversupply
8/19/2020 16:53	0:01	SSA2	0.01308	0.54800	Oversupply
8/19/2020 16:54	0:01	SSA3	0.00263	0.77900	Oversupply
8/19/2020 16:54	0:01	SSA2	0.01308	0.57700	Oversupply



**Maui Curtailment Report**

**August 2020**

Start Date and Time	Duration (minutes)	IPP Curtailed	Estimated Curtailed MWH	Peak MW Curtailed	Reasons for Curtailment
8/19/2020 17:08	0:01	SSA3	-0.00164	1.29000	Oversupply
8/19/2020 17:08	0:01	SSA2	0.00285	1.74800	Oversupply
8/19/2020 17:09	0:01	SSA2	0.00291	1.19700	Oversupply
8/19/2020 17:11	0:01	SSA2	0.00291	1.74700	Oversupply
8/19/2020 17:11	0:01	SSA3	-0.00161	0.82700	Oversupply
8/19/2020 17:12	0:01	SSA2	0.00291	1.66600	Oversupply
8/19/2020 21:00	1:03	KWPPI	6.84815	20.69160	Oversupply
8/19/2020 22:09	0:08	KWPPI	0.11273	20.70059	Oversupply
8/19/2020 22:28	0:02	KWPPI	0.01673	20.64570	Oversupply
8/19/2020 22:31	0:01	KWPPI	0.00326	20.57584	Oversupply
8/19/2020 22:33	0:13	KWPPI	0.31388	20.48004	Oversupply
8/19/2020 22:48	0:02	KWPPI	0.01954	20.61476	Oversupply
8/19/2020 22:55	0:05	KWPPI	0.11626	20.67963	Oversupply
8/19/2020 23:04	0:02	KWPPI	0.02851	20.65867	Oversupply
8/19/2020 23:07	0:26	KWPPI	1.38093	20.70158	Oversupply
8/19/2020 23:40	1:13	KWPPI	6.33365	20.70757	Oversupply
8/20/2020 0:54	0:02	KWPPI	0.00309	20.68163	Oversupply
8/20/2020 0:58	0:43	KWPPI	2.67083	20.63272	Oversupply
8/20/2020 1:42	0:05	KWPPI	0.13366	20.04094	Oversupply
8/20/2020 1:59	0:01	AWE	0.00667	0.40000	Oversupply
8/20/2020 2:05	1:37	KWPPI	14.17994	20.01100	Oversupply
8/20/2020 3:24	0:01	AWE	0.00847	19.20000	Oversupply
8/20/2020 3:28	0:05	AWE	0.07482	21.00000	Oversupply
8/20/2020 3:43	0:21	KWPPI	2.86622	17.10994	Oversupply
8/20/2020 4:20	2:39	KWPPI	19.51927	20.70757	Oversupply
8/20/2020 6:17	0:41	SSA3	0.04936	0.00000	Oversupply
8/20/2020 6:19	0:39	SSA2	0.06690	-0.00300	Oversupply
8/20/2020 7:05	0:01	SSA3	0.00152	0.18500	Oversupply
8/20/2020 7:05	0:01	SSA2	0.00272	0.27900	Oversupply
8/20/2020 7:05	5:35	SSA3	10.85401	0.19000	Oversupply
8/20/2020 7:06	5:35	SSA2	6.96028	0.20400	Oversupply
8/20/2020 7:08	5:33	KWPPI	89.71554	20.70757	Oversupply
8/20/2020 8:30	0:01	AWE	0.00425	21.00000	Oversupply
8/20/2020 8:35	2:45	AWE	22.34294	21.00000	Oversupply
8/20/2020 11:23	0:57	AWE	3.08455	21.00000	Oversupply
8/20/2020 12:21	0:04	AWE	0.04977	21.00000	Oversupply
8/20/2020 12:32	0:03	AWE	0.02101	21.00000	Oversupply
8/20/2020 12:40	0:01	SSA3	0.03473	-0.00200	Oversupply
8/20/2020 12:40	0:01	SSA2	0.03331	0.01500	Oversupply
8/20/2020 12:41	0:01	SSA3	0.03624	0.28800	Oversupply
8/20/2020 12:41	0:01	SSA2	0.03331	0.28500	Oversupply
8/20/2020 12:42	0:01	SSA3	0.03700	0.63300	Oversupply
8/20/2020 12:42	0:01	SSA2	0.03331	0.35100	Oversupply
8/20/2020 12:43	1:07	SSA3	1.76548	1.57400	Oversupply
8/20/2020 12:43	1:07	SSA2	2.49291	0.15500	Oversupply
8/20/2020 12:44	1:06	KWPPI	13.30998	18.75757	Oversupply
8/20/2020 13:39	0:07	AWE	0.15065	21.00000	Oversupply
8/20/2020 13:49	0:01	SSA3	0.03721	0.08000	Oversupply
8/20/2020 13:49	0:01	SSA2	0.02198	0.07400	Oversupply
8/20/2020 13:50	0:01	SSA3	0.03721	0.16900	Oversupply
8/20/2020 13:50	0:01	SSA2	0.02198	0.10000	Oversupply
8/20/2020 13:51	0:01	SSA3	0.03721	0.10900	Oversupply
8/20/2020 13:51	2:52	SSA2	6.80098	0.03800	Oversupply
8/20/2020 13:52	2:53	KWPPI	22.96341	20.70757	Oversupply
8/20/2020 13:52	2:52	SSA3	4.07671	0.00400	Oversupply
8/20/2020 14:05	0:03	AWE	0.04766	21.00000	Oversupply
8/20/2020 16:43	0:01	SSA2	0.02949	0.08400	Oversupply
8/20/2020 16:44	0:01	SSA3	0.00469	0.00800	Oversupply
8/20/2020 16:44	0:01	SSA3	0.00266	0.04200	Oversupply
8/20/2020 16:44	0:01	SSA2	0.02215	0.26800	Oversupply
8/20/2020 16:45	0:01	SSA3	0.00214	0.14900	Oversupply
8/20/2020 16:45	0:01	SSA2	0.01324	0.11900	Oversupply
8/20/2020 16:46	0:01	SSA3	0.00224	0.18600	Oversupply
8/20/2020 16:47	0:01	SSA3	0.00224	0.48500	Oversupply
8/20/2020 16:48	0:01	SSA2	0.01324	1.49400	Oversupply
8/20/2020 16:50	0:01	SSA2	0.01350	1.58200	Oversupply
8/20/2020 16:50	0:01	SSA2	0.01324	0.51500	Oversupply
8/20/2020 16:50	0:01	SSA3	0.00214	0.14700	Oversupply
8/20/2020 16:51	0:01	SSA3	0.00219	0.20200	Oversupply
8/20/2020 16:51	0:01	SSA2	0.01324	0.26300	Oversupply
8/20/2020 16:52	0:01	SSA3	0.00219	0.28000	Oversupply
8/20/2020 16:52	0:01	SSA2	0.01324	0.86700	Oversupply
8/20/2020 16:53	0:01	SSA3	0.00224	0.10400	Oversupply
8/20/2020 16:53	0:01	SSA2	0.01324	0.44800	Oversupply
8/20/2020 16:53	0:01	SSA3	0.00228	0.27900	Oversupply



**Maui Curtailment Report**

**August 2020**

Start Date and Time	Duration (minutes)	IPP Curtailed	Estimated Curtailed MWH	Peak MW Curtailed	Reasons for Curtailment
8/20/2020 16:54	0:01	SSA2	0.01324	0.39200	Oversupply
8/20/2020 16:54	0:01	SSA3	0.00238	0.25400	Oversupply
8/20/2020 16:55	0:01	SSA2	0.01324	0.39600	Oversupply
8/20/2020 16:55	0:01	SSA3	0.00219	0.18900	Oversupply
8/20/2020 16:56	0:02	KWPPII	0.00107	20.05092	Oversupply
8/20/2020 16:56	0:01	SSA2	0.01324	0.09800	Oversupply
8/20/2020 16:56	0:01	SSA3	0.00228	0.09500	Oversupply
8/20/2020 16:56	0:01	SSA2	0.01324	0.23300	Oversupply
8/20/2020 16:57	0:01	SSA3	0.00219	0.04300	Oversupply
8/20/2020 16:59	0:01	SSA3	0.00248	0.35800	Oversupply
8/20/2020 17:01	0:05	SSA2	0.08851	0.32500	Oversupply
8/20/2020 17:01	0:05	SSA3	0.01302	0.02000	Oversupply
8/20/2020 17:03	0:04	KWPPII	0.07010	20.64071	Oversupply
8/20/2020 17:06	0:02	SSA3	0.00429	0.02800	Oversupply
8/20/2020 17:06	0:01	SSA2	0.01475	-0.00300	Oversupply
8/20/2020 17:07	0:01	SSA2	0.01475	-0.00300	Oversupply
8/20/2020 17:07	0:01	SSA3	0.00217	0.08100	Oversupply
8/20/2020 17:08	0:01	SSA2	0.01475	0.12500	Oversupply
8/20/2020 17:12	0:01	SSA2	0.01475	0.72900	Oversupply
8/21/2020 2:57	0:03	KWPPII	0.01539	20.49800	Oversupply
8/21/2020 3:07	0:05	KWPPII	0.03478	20.32935	Oversupply
8/21/2020 3:13	0:01	KWPPII	0.00133	20.12976	Oversupply
8/21/2020 7:53	0:01	SSA3	0.00126	0.29000	Oversupply
8/21/2020 7:53	0:01	SSA2	0.00551	0.47600	Oversupply
8/21/2020 7:54	0:01	SSA3	0.00123	0.23400	Oversupply
8/21/2020 7:54	0:01	SSA2	0.00551	0.35300	Oversupply
8/21/2020 7:54	0:01	SSA3	0.00126	0.28700	Oversupply
8/21/2020 7:55	4:06	SSA3	8.58640	-0.00100	Oversupply
8/21/2020 7:55	4:05	SSA2	4.47172	0.03600	Oversupply
8/21/2020 7:56	4:05	KWPPII	56.02959	20.68262	Oversupply
8/21/2020 9:28	0:07	AWE	0.21355	16.30000	Oversupply
8/21/2020 9:37	0:03	AWE	0.19635	17.40000	Oversupply
8/21/2020 9:42	0:40	AWE	2.22822	19.40000	Oversupply
8/21/2020 10:23	0:25	AWE	1.39860	21.00000	Oversupply
8/21/2020 10:49	0:09	AWE	0.24135	19.70000	Oversupply
8/21/2020 11:03	0:14	AWE	0.50254	20.80000	Oversupply
8/21/2020 11:18	0:10	AWE	0.29767	20.70000	Oversupply
8/21/2020 11:30	0:03	AWE	0.10280	20.00000	Oversupply
8/21/2020 11:34	0:02	AWE	0.02314	20.00000	Oversupply
8/21/2020 11:37	0:01	AWE	0.01007	19.20000	Oversupply
8/21/2020 11:39	0:02	AWE	0.01139	19.60000	Oversupply
8/21/2020 11:44	0:02	AWE	0.04680	20.90000	Oversupply
8/21/2020 11:48	0:08	AWE	0.12872	21.00000	Oversupply
8/21/2020 12:01	0:01	SSA2	0.02529	0.10800	Oversupply
8/21/2020 12:01	0:01	SSA3	0.03558	0.27400	Oversupply
8/21/2020 12:01	0:14	SSA2	0.40282	0.06000	Oversupply
8/21/2020 12:02	0:15	SSA3	0.72175	0.04500	Oversupply
8/21/2020 12:03	0:13	KWPPII	1.76779	10.78989	Oversupply
8/21/2020 12:08	0:03	AWE	0.07049	20.90000	Oversupply
8/21/2020 12:15	0:01	SSA2	0.02511	0.00100	Oversupply
8/21/2020 12:16	0:01	SSA2	0.02511	0.00100	Oversupply
8/21/2020 12:17	0:01	KWPPII	0.01787	3.54174	Oversupply
8/21/2020 12:17	0:01	SSA2	0.02414	-0.00400	Oversupply
8/21/2020 12:17	0:01	SSA3	0.03244	0.00700	Oversupply
8/21/2020 12:18	1:07	SSA2	2.64011	0.00000	Oversupply
8/21/2020 12:18	1:07	SSA3	2.27798	0.01400	Oversupply
8/21/2020 12:19	1:07	KWPPII	9.01141	15.41342	Oversupply
8/21/2020 12:24	0:01	AWE	0.00549	20.40000	Oversupply
8/21/2020 12:49	0:04	AWE	0.06164	17.40000	Oversupply
8/21/2020 13:24	0:01	SSA2	0.04076	-0.00200	Oversupply
8/21/2020 13:25	0:01	SSA3	0.02340	0.01200	Oversupply
8/21/2020 13:25	0:01	SSA2	0.04076	0.36200	Oversupply
8/21/2020 13:25	0:01	SSA3	0.02290	0.15100	Oversupply
8/21/2020 13:26	0:01	SSA2	0.04076	0.04600	Oversupply
8/21/2020 13:26	0:01	SSA3	0.02290	-0.00100	Oversupply
8/21/2020 13:27	0:01	KWPPII	0.00632	11.47249	Oversupply
8/21/2020 13:27	0:01	SSA2	0.04076	0.08600	Oversupply
8/21/2020 13:27	0:01	SSA3	0.02290	0.17400	Oversupply
8/21/2020 13:28	0:01	SSA3	0.02290	0.23700	Oversupply
8/21/2020 13:28	0:01	SSA2	0.04076	0.26600	Oversupply
8/21/2020 13:29	0:05	SSA3	0.09375	0.01600	Oversupply
8/21/2020 13:29	0:05	SSA2	0.19623	0.00800	Oversupply
8/21/2020 13:30	0:05	KWPPII	0.17946	12.92252	Oversupply
8/21/2020 13:34	0:01	SSA2	0.03106	-0.00300	Oversupply
8/21/2020 13:34	0:01	SSA3	0.01039	0.08700	Oversupply



**Maui Curtailment Report**

**August 2020**

Start Date and Time	Duration (minutes)	IPP Curtailed	Estimated Curtailed MWH	Peak MW Curtailed	Reasons for Curtailment
8/21/2020 13:35	0:01	SSA3	0.01016	0.64000	Oversupply
8/21/2020 13:35	0:01	SSA2	0.03106	0.22700	Oversupply
8/21/2020 13:35	0:01	SSA3	0.01039	1.28600	Oversupply
8/21/2020 13:36	0:01	SSA2	0.03046	0.57500	Oversupply
8/21/2020 13:36	0:01	SSA3	0.01016	1.25200	Oversupply
8/21/2020 13:36	0:01	SSA2	0.03106	0.98800	Oversupply
8/21/2020 13:37	0:01	SSA3	0.01039	1.17500	Oversupply
8/21/2020 13:37	0:01	SSA2	0.03106	2.84000	Oversupply
8/21/2020 13:38	0:01	SSA3	0.01039	0.69900	Oversupply
8/21/2020 13:38	0:01	SSA2	0.03106	0.25400	Oversupply
8/21/2020 13:38	0:01	SSA3	0.01039	1.08300	Oversupply
8/21/2020 13:39	0:01	SSA3	0.01016	1.19100	Oversupply
8/21/2020 13:40	0:01	SSA2	0.03106	2.24500	Oversupply
8/21/2020 13:40	0:01	SSA3	0.01039	1.23500	Oversupply
8/21/2020 13:41	0:01	SSA2	0.03106	1.90200	Oversupply
8/21/2020 13:41	0:01	SSA3	0.01039	1.27800	Oversupply
8/21/2020 13:42	0:01	SSA3	0.01016	0.12500	Oversupply
8/21/2020 13:42	0:01	SSA2	0.03106	1.12900	Oversupply
8/21/2020 13:42	0:01	SSA3	0.01061	0.78700	Oversupply
8/21/2020 13:42	0:01	SSA2	0.03106	1.31800	Oversupply
8/21/2020 13:43	0:01	SSA3	0.01016	0.03700	Oversupply
8/21/2020 13:43	0:01	SSA2	0.03106	0.07100	Oversupply
8/21/2020 13:44	0:01	SSA3	0.01052	0.19000	Oversupply
8/21/2020 13:44	0:01	SSA2	0.03627	0.12400	Oversupply
8/21/2020 13:45	0:01	SSA3	0.02386	0.08600	Oversupply
8/21/2020 13:45	0:01	SSA2	0.03903	0.18700	Oversupply
8/21/2020 13:45	0:01	SSA3	0.02334	0.09100	Oversupply
8/21/2020 13:46	0:01	SSA2	0.03903	1.21000	Oversupply
8/21/2020 13:46	0:01	SSA3	0.02438	0.63100	Oversupply
8/21/2020 13:47	0:01	SSA2	0.03903	1.01200	Oversupply
8/21/2020 13:47	0:01	SSA3	0.02386	0.88700	Oversupply
8/21/2020 13:48	0:47	SSA3	1.94281	0.41500	Oversupply
8/21/2020 13:48	0:01	SSA2	0.03903	0.66500	Oversupply
8/21/2020 13:49	0:46	KWP11	7.89104	18.31847	Oversupply
8/21/2020 13:49	0:46	SSA2	2.08792	0.02800	Oversupply
8/21/2020 14:06	0:02	AWE	0.00830	16.30000	Oversupply
8/21/2020 14:34	0:01	SSA2	0.03082	0.00200	Oversupply
8/21/2020 14:35	0:01	SSA3	0.02502	0.05100	Oversupply
8/21/2020 14:35	0:01	SSA2	0.03082	0.35200	Oversupply
8/21/2020 14:35	0:01	SSA3	0.02447	0.43000	Oversupply
8/21/2020 14:36	0:02	SSA2	0.06165	0.69600	Oversupply
8/21/2020 14:36	0:02	SSA3	0.05004	0.42900	Oversupply
8/21/2020 14:37	0:01	KWP11	0.00364	7.37788	Oversupply
8/21/2020 14:38	0:01	SSA3	0.02502	0.05100	Oversupply
8/21/2020 14:38	0:01	SSA2	0.03082	0.25900	Oversupply
8/21/2020 14:38	0:01	SSA3	0.02502	0.64800	Oversupply
8/21/2020 14:39	0:01	SSA2	0.03082	1.19800	Oversupply
8/21/2020 14:39	0:01	SSA3	0.02502	0.49800	Oversupply
8/21/2020 14:40	0:01	SSA2	0.03082	0.19000	Oversupply
8/21/2020 14:40	0:01	SSA3	0.02556	1.21900	Oversupply
8/21/2020 14:40	0:01	SSA2	0.03082	1.51400	Oversupply
8/21/2020 14:41	0:01	SSA3	0.02556	1.86600	Oversupply
8/21/2020 14:41	0:01	SSA2	0.03082	1.71600	Oversupply
8/21/2020 14:41	0:01	SSA3	0.02447	1.75900	Oversupply
8/21/2020 14:42	0:01	SSA2	0.03082	2.36300	Oversupply
8/21/2020 14:42	0:01	SSA3	0.02447	2.68100	Oversupply
8/21/2020 15:21	0:01	SSA3	0.00082	2.67600	Oversupply
8/21/2020 15:22	0:01	SSA2	-0.00077	1.96400	Oversupply
8/21/2020 15:22	0:01	SSA3	0.00084	2.64200	Oversupply
8/21/2020 15:38	0:01	SSA3	0.00477	2.29900	Oversupply
8/21/2020 15:38	0:01	SSA2	0.00845	2.29800	Oversupply
8/21/2020 15:39	0:01	SSA3	0.00488	2.27200	Oversupply
8/21/2020 15:39	0:01	SSA2	0.00845	1.89300	Oversupply
8/21/2020 15:40	0:01	SSA3	0.00488	0.05600	Oversupply
8/21/2020 15:40	0:01	SSA2	0.00845	0.07100	Oversupply
8/21/2020 15:40	0:01	SSA3	0.00488	0.41400	Oversupply
8/21/2020 15:41	0:01	SSA2	0.00845	1.13000	Oversupply
8/21/2020 15:41	0:01	SSA3	0.00498	1.40600	Oversupply
8/21/2020 15:42	0:01	SSA2	0.00845	0.51100	Oversupply
8/21/2020 15:42	0:01	SSA3	0.00488	0.61600	Oversupply
8/21/2020 15:43	0:01	SSA2	0.00845	0.96800	Oversupply
8/21/2020 15:43	0:01	SSA3	0.00488	0.62900	Oversupply
8/21/2020 15:44	0:01	SSA2	0.00845	0.14500	Oversupply
8/21/2020 15:44	0:01	SSA3	0.00477	0.35200	Oversupply
8/21/2020 15:44	0:01	SSA3	0.00476	0.64100	Oversupply



**Maui Curtailment Report**

**August 2020**

Start Date and Time	Duration (minutes)	IPP Curtailed	Estimated Curtailed MWH	Peak MW Curtailed	Reasons for Curtailment
8/21/2020 15:44	0:01	SSA2	0.00611	1.52900	Oversupply
8/21/2020 15:45	0:01	SSA3	0.00054	1.48800	Oversupply
8/21/2020 15:45	0:01	SSA2	0.00209	1.34000	Oversupply
8/21/2020 15:48	0:01	SSA3	0.00053	2.03300	Oversupply
8/21/2020 15:50	0:01	SSA2	0.00209	2.22400	Oversupply
8/21/2020 15:50	0:01	SSA3	0.00056	1.89300	Oversupply
8/21/2020 15:51	0:01	SSA2	0.00209	2.27800	Oversupply
8/21/2020 16:02	0:01	SSA2	0.01672	1.99400	Oversupply
8/21/2020 16:02	0:01	SSA3	0.01075	1.30900	Oversupply
8/21/2020 16:05	0:01	SSA3	0.01029	1.08100	Oversupply
8/21/2020 16:05	0:01	SSA2	0.01739	2.06300	Oversupply
8/21/2020 16:06	0:01	SSA3	0.01052	0.23900	Oversupply
8/21/2020 16:06	0:01	SSA2	0.01739	0.52400	Oversupply
8/21/2020 16:07	0:01	SSA3	0.01052	0.49500	Oversupply
8/21/2020 16:07	0:01	SSA2	0.01739	0.41700	Oversupply
8/21/2020 16:07	0:27	SSA3	0.50309	0.02300	Oversupply
8/21/2020 16:08	0:27	SSA2	0.67532	0.03100	Oversupply
8/21/2020 16:09	0:26	KWP/II	1.74853	20.10980	Oversupply
8/21/2020 16:34	0:01	SSA3	0.00722	0.00000	Oversupply
8/21/2020 16:35	0:01	SSA2	0.01162	0.01600	Oversupply
8/21/2020 16:35	0:01	SSA3	0.00738	0.51800	Oversupply
8/21/2020 16:36	0:01	SSA2	0.01162	0.07800	Oversupply
8/21/2020 16:36	0:01	SSA3	0.00738	0.82800	Oversupply
8/21/2020 16:36	0:01	SSA2	0.01139	0.19800	Oversupply
8/21/2020 16:37	0:01	SSA3	0.00722	0.79400	Oversupply
8/21/2020 16:37	0:01	SSA3	0.00738	0.78100	Oversupply
8/21/2020 16:38	0:01	SSA3	0.00738	0.94200	Oversupply
8/21/2020 16:38	0:01	SSA2	0.01162	0.75600	Oversupply
8/21/2020 16:39	0:01	SSA3	0.00722	0.31300	Oversupply
8/21/2020 16:39	0:01	SSA2	0.01162	0.81500	Oversupply
8/21/2020 21:25	1:19	KWP/II	7.19373	20.60079	Oversupply
8/21/2020 23:16	0:01	KWP/II	0.00830	20.56387	Oversupply
8/21/2020 23:18	0:04	KWP/II	0.03206	20.48702	Oversupply
8/21/2020 23:23	0:03	KWP/II	0.05349	20.37925	Oversupply
8/21/2020 23:33	6:39	KWP/II	73.13936	20.70757	Oversupply
8/22/2020 6:13	0:04	KWP/II	0.03847	20.19562	Oversupply
8/22/2020 6:33	8:54	SSA2	15.94019	0.04200	Oversupply
8/22/2020 6:33	8:54	SSA3	16.94856	0.00300	Oversupply
8/22/2020 6:34	8:53	KWP/II	103.33672	20.70059	Oversupply
8/22/2020 7:12	0:01	AWE	0.01394	7.40000	Oversupply
8/22/2020 7:14	0:01	AWE	0.00385	5.60000	Oversupply
8/22/2020 7:17	6:59	AWE	68.14411	21.00000	Oversupply
8/22/2020 8:42	0:05	5A	Data is not available	Data is not available	Oversupply
8/22/2020 8:42	0:05	SAG	Data is not available	Data is not available	Oversupply
8/22/2020 8:44	0:01	KWP	0.00176	23.81538	Oversupply
8/22/2020 8:47	0:01	KWP	0.00088	23.60439	Oversupply
8/22/2020 9:04	0:06	5A	Data is not available	Data is not available	Oversupply
8/22/2020 9:04	0:06	SAG	Data is not available	Data is not available	Oversupply
8/22/2020 9:04	0:01	KWP	0.00352	20.91429	Oversupply
8/22/2020 9:12	0:01	5A	Data is not available	Data is not available	Oversupply
8/22/2020 9:12	0:01	SAG	Data is not available	Data is not available	Oversupply
8/22/2020 9:12	0:01	KWP	0.00176	20.07033	Oversupply
8/22/2020 9:31	0:11	5A	Data is not available	Data is not available	Oversupply
8/22/2020 9:31	0:11	SAG	Data is not available	Data is not available	Oversupply
8/22/2020 9:33	0:01	KWP	0.00235	18.59341	Oversupply
8/22/2020 9:36	0:01	KWP	0.00264	17.74945	Oversupply
8/22/2020 9:43	0:01	5A	Data is not available	Data is not available	Oversupply
8/22/2020 9:43	0:01	SAG	Data is not available	Data is not available	Oversupply
8/22/2020 9:45	0:01	KWP	0.00088	14.32088	Oversupply
8/22/2020 9:46	0:01	5A	Data is not available	Data is not available	Oversupply
8/22/2020 9:46	0:01	SAG	Data is not available	Data is not available	Oversupply
8/22/2020 9:48	0:07	5A	Data is not available	Data is not available	Oversupply
8/22/2020 9:48	0:07	SAG	Data is not available	Data is not available	Oversupply
8/22/2020 9:52	0:02	KWP	0.00176	13.37143	Oversupply
8/22/2020 9:55	0:01	KWP	0.00168	9.89011	Oversupply
8/22/2020 9:58	0:02	5A	Data is not available	Data is not available	Oversupply
8/22/2020 9:58	0:02	SAG	Data is not available	Data is not available	Oversupply
8/22/2020 9:58	0:01	KWP	0.00088	9.20440	Oversupply
8/22/2020 10:03	0:02	5A	Data is not available	Data is not available	Oversupply
8/22/2020 10:03	0:02	SAG	Data is not available	Data is not available	Oversupply
8/22/2020 10:06	0:01	5A	Data is not available	Data is not available	Oversupply
8/22/2020 10:06	0:01	SAG	Data is not available	Data is not available	Oversupply
8/22/2020 10:08	0:01	5A	Data is not available	Data is not available	Oversupply
8/22/2020 10:08	0:01	SAG	Data is not available	Data is not available	Oversupply
8/22/2020 10:11	0:01	5A	Data is not available	Data is not available	Oversupply





**Maui Curtailment Report**

**August 2020**

Start Date and Time	Duration (minutes)	IPP Curtailed	Estimated Curtailed MWH	Peak MW Curtailed	Reasons for Curtailment
8/22/2020 10:11	0:01	SAG	Data is not available	Data is not available	Oversupply
8/22/2020 10:14	0:01	5A	Data is not available	Data is not available	Oversupply
8/22/2020 10:14	0:01	SAG	Data is not available	Data is not available	Oversupply
8/22/2020 10:16	0:03	5A	Data is not available	Data is not available	Oversupply
8/22/2020 10:16	0:03	SAG	Data is not available	Data is not available	Oversupply
8/22/2020 10:20	0:02	5A	Data is not available	Data is not available	Oversupply
8/22/2020 10:20	0:02	SAG	Data is not available	Data is not available	Oversupply
8/22/2020 10:44	0:02	5A	Data is not available	Data is not available	Oversupply
8/22/2020 10:44	0:02	SAG	Data is not available	Data is not available	Oversupply
8/22/2020 10:45	0:01	KWP	0.00176	9.62637	Oversupply
8/22/2020 10:47	0:01	5A	Data is not available	Data is not available	Oversupply
8/22/2020 10:47	0:01	SAG	Data is not available	Data is not available	Oversupply
8/22/2020 10:49	0:05	5A	Data is not available	Data is not available	Oversupply
8/22/2020 10:49	0:05	SAG	Data is not available	Data is not available	Oversupply
8/22/2020 10:53	0:01	KWP	0.00176	7.04176	Oversupply
8/22/2020 10:55	0:02	5A	Data is not available	Data is not available	Oversupply
8/22/2020 10:55	0:02	SAG	Data is not available	Data is not available	Oversupply
8/22/2020 10:56	0:01	KWP	0.00088	9.04615	Oversupply
8/22/2020 11:00	0:02	5A	Data is not available	Data is not available	Oversupply
8/22/2020 11:00	0:02	SAG	Data is not available	Data is not available	Oversupply
8/22/2020 11:04	0:02	5A	Data is not available	Data is not available	Oversupply
8/22/2020 11:04	0:02	SAG	Data is not available	Data is not available	Oversupply
8/22/2020 11:29	0:01	KWP	0.00088	3.50769	Oversupply
8/22/2020 11:30	0:04	5A	Data is not available	Data is not available	Oversupply
8/22/2020 11:30	0:04	SAG	Data is not available	Data is not available	Oversupply
8/22/2020 11:35	0:01	5A	Data is not available	Data is not available	Oversupply
8/22/2020 11:35	0:01	SAG	Data is not available	Data is not available	Oversupply
8/22/2020 13:12	0:03	5A	Data is not available	Data is not available	Oversupply
8/22/2020 13:12	0:03	SAG	Data is not available	Data is not available	Oversupply
8/22/2020 13:14	0:01	KWP	0.00088	6.72527	Oversupply
8/22/2020 14:17	0:04	AWE	0.06151	17.00000	Oversupply
8/22/2020 14:23	0:03	AWE	0.04282	19.40000	Oversupply
8/22/2020 14:30	0:53	AWE	3.85815	21.00000	Oversupply
8/22/2020 15:26	0:01	SSA2	0.03924	0.02000	Oversupply
8/22/2020 15:27	0:01	SSA3	0.01482	0.02600	Oversupply
8/22/2020 15:27	0:01	SSA2	0.03924	0.76000	Oversupply
8/22/2020 15:27	0:01	SSA3	0.01515	0.11400	Oversupply
8/22/2020 15:28	0:01	SSA2	0.03924	0.53400	Oversupply
8/22/2020 15:28	0:01	SSA3	0.01515	0.07600	Oversupply
8/22/2020 15:29	0:07	SSA2	0.23983	0.40100	Oversupply
8/22/2020 15:29	0:08	SSA3	0.14686	0.02000	Oversupply
8/22/2020 15:30	0:08	KWP	0.31899	8.65127	Oversupply
8/22/2020 15:36	0:01	SSA2	0.02911	0.18000	Oversupply
8/22/2020 15:37	0:01	SSA2	0.02911	0.00200	Oversupply
8/22/2020 15:37	0:01	SSA3	0.01321	0.04500	Oversupply
8/22/2020 15:38	0:01	SSA2	0.02911	0.10000	Oversupply
8/22/2020 15:38	0:01	SSA3	0.01293	0.29900	Oversupply
8/22/2020 15:38	0:01	SSA2	0.02911	0.51300	Oversupply
8/22/2020 15:39	0:01	SSA3	0.01350	0.48400	Oversupply
8/22/2020 15:51	0:01	SSA2	0.01578	2.40600	Oversupply
8/22/2020 15:54	0:01	SSA2	0.01578	1.29400	Oversupply
8/22/2020 15:54	0:01	SSA3	0.00278	0.95700	Oversupply
8/22/2020 15:55	0:01	SSA2	0.01578	1.68300	Oversupply
8/22/2020 15:55	0:01	SSA3	0.00278	0.21000	Oversupply
8/22/2020 15:56	0:01	SSA2	0.01578	0.76400	Oversupply
8/22/2020 15:56	0:01	SSA3	0.00285	0.82800	Oversupply
8/22/2020 15:57	0:01	SSA2	0.01578	1.06600	Oversupply
8/22/2020 15:57	0:01	SSA3	0.00278	0.50100	Oversupply
8/22/2020 15:57	0:05	SSA3	0.02535	0.16800	Oversupply
8/22/2020 15:58	0:05	SSA2	0.11060	0.32700	Oversupply
8/22/2020 15:58	0:06	KWP	0.09490	8.75706	Oversupply
8/22/2020 16:03	0:01	SSA2	0.01968	-0.00300	Oversupply
8/22/2020 16:03	0:01	SSA3	0.00456	-0.00300	Oversupply
8/22/2020 16:04	0:01	SSA2	0.01968	-0.00300	Oversupply
8/22/2020 16:04	0:01	SSA3	0.00446	0.03900	Oversupply
8/22/2020 16:04	0:01	SSA3	0.00436	0.30500	Oversupply
8/22/2020 16:06	0:01	SSA3	0.00446	0.88400	Oversupply
8/22/2020 16:06	0:01	SSA2	0.01968	0.96200	Oversupply
8/22/2020 16:07	0:01	SSA3	0.00436	0.19400	Oversupply
8/22/2020 16:07	0:01	SSA2	0.01968	2.17700	Oversupply
8/22/2020 16:09	0:01	SSA2	0.01968	0.47100	Oversupply
8/22/2020 16:09	0:01	SSA3	0.00456	1.68800	Oversupply
8/22/2020 16:10	0:01	SSA2	0.01968	2.13800	Oversupply
8/22/2020 16:10	0:01	SSA3	0.00456	1.79000	Oversupply
8/22/2020 23:23	0:01	KWP	0.00189	20.69260	Oversupply



**Maui Curtailment Report**

**August 2020**

Start Date and Time	Duration (minutes)	IPP Curtailed	Estimated Curtailed MWH	Peak MW Curtailed	Reasons for Curtailment
8/23/2020 0:04	0:28	KWP	3.33764	20.70757	Oversupply
8/23/2020 0:33	0:01	KWP	0.02453	20.65568	Oversupply
8/23/2020 3:06	0:01	KWP	0.00217	19.96310	Oversupply
8/23/2020 3:08	0:08	KWP	0.16976	20.53692	Oversupply
8/23/2020 3:24	0:28	KWP	1.05201	20.61476	Oversupply
8/23/2020 4:03	0:01	KWP	0.00165	20.57983	Oversupply
8/23/2020 4:05	0:35	KWP	1.42864	20.58083	Oversupply
8/23/2020 4:46	0:01	KWP	0.00284	17.63187	Oversupply
8/23/2020 4:59	1:48	KWP	10.73970	20.70757	Oversupply
8/23/2020 6:18	0:28	SSA3	0.03138	0.01300	Oversupply
8/23/2020 6:20	0:26	SSA2	0.01921	0.00100	Oversupply
8/23/2020 7:08	0:01	SSA3	0.00257	0.31500	Oversupply
8/23/2020 7:09	7:18	SSA3	16.38725	0.32600	Oversupply
8/23/2020 7:09	7:17	SSA2	14.22975	0.07300	Oversupply
8/23/2020 7:11	7:17	KWP	124.18998	20.70757	Oversupply
8/23/2020 8:15	0:08	AWE	0.42169	10.00000	Oversupply
8/23/2020 8:24	0:30	AWE	1.71743	14.80000	Oversupply
8/23/2020 8:56	5:28	AWE	51.86673	21.00000	Oversupply
8/23/2020 9:27	0:03	5A	Data is not available	Data is not available	Oversupply
8/23/2020 9:27	0:03	SAG	Data is not available	Data is not available	Oversupply
8/23/2020 9:28	0:01	KWP	0.00176	13.63517	Oversupply
8/23/2020 9:30	0:02	KWP	0.00264	12.10549	Oversupply
8/23/2020 9:31	0:03	5A	Data is not available	Data is not available	Oversupply
8/23/2020 9:31	0:03	SAG	Data is not available	Data is not available	Oversupply
8/23/2020 9:36	0:04	5A	Data is not available	Data is not available	Oversupply
8/23/2020 9:36	0:04	SAG	Data is not available	Data is not available	Oversupply
8/23/2020 9:41	0:01	5A	Data is not available	Data is not available	Oversupply
8/23/2020 9:41	0:01	SAG	Data is not available	Data is not available	Oversupply
8/23/2020 9:43	0:04	5A	Data is not available	Data is not available	Oversupply
8/23/2020 9:43	0:04	SAG	Data is not available	Data is not available	Oversupply
8/23/2020 9:48	0:02	5A	Data is not available	Data is not available	Oversupply
8/23/2020 9:48	0:02	SAG	Data is not available	Data is not available	Oversupply
8/23/2020 9:51	0:01	5A	Data is not available	Data is not available	Oversupply
8/23/2020 9:51	0:01	SAG	Data is not available	Data is not available	Oversupply
8/23/2020 9:53	0:04	5A	Data is not available	Data is not available	Oversupply
8/23/2020 9:53	0:04	SAG	Data is not available	Data is not available	Oversupply
8/23/2020 9:58	0:01	5A	Data is not available	Data is not available	Oversupply
8/23/2020 9:58	0:01	SAG	Data is not available	Data is not available	Oversupply
8/23/2020 10:01	0:01	KWP	0.00176	7.78022	Oversupply
8/23/2020 10:03	0:01	5A	Data is not available	Data is not available	Oversupply
8/23/2020 10:03	0:01	SAG	Data is not available	Data is not available	Oversupply
8/23/2020 10:03	0:01	KWP	0.00088	8.41319	Oversupply
8/23/2020 10:05	0:04	5A	Data is not available	Data is not available	Oversupply
8/23/2020 10:05	0:04	SAG	Data is not available	Data is not available	Oversupply
8/23/2020 10:07	0:01	KWP	0.00088	8.88791	Oversupply
8/23/2020 10:12	0:01	5A	Data is not available	Data is not available	Oversupply
8/23/2020 10:12	0:01	SAG	Data is not available	Data is not available	Oversupply
8/23/2020 10:14	0:01	5A	Data is not available	Data is not available	Oversupply
8/23/2020 10:14	0:01	SAG	Data is not available	Data is not available	Oversupply
8/23/2020 10:17	0:01	5A	Data is not available	Data is not available	Oversupply
8/23/2020 10:17	0:01	SAG	Data is not available	Data is not available	Oversupply
8/23/2020 10:19	0:01	5A	Data is not available	Data is not available	Oversupply
8/23/2020 10:19	0:01	SAG	Data is not available	Data is not available	Oversupply
8/23/2020 10:21	0:01	5A	Data is not available	Data is not available	Oversupply
8/23/2020 10:21	0:01	SAG	Data is not available	Data is not available	Oversupply
8/23/2020 10:22	0:02	KWP	0.00351	11.78901	Oversupply
8/23/2020 10:23	0:01	5A	Data is not available	Data is not available	Oversupply
8/23/2020 10:23	0:01	SAG	Data is not available	Data is not available	Oversupply
8/23/2020 10:26	0:02	5A	Data is not available	Data is not available	Oversupply
8/23/2020 10:26	0:02	SAG	Data is not available	Data is not available	Oversupply
8/23/2020 10:30	0:01	5A	Data is not available	Data is not available	Oversupply
8/23/2020 10:30	0:01	SAG	Data is not available	Data is not available	Oversupply
8/23/2020 10:32	0:03	5A	Data is not available	Data is not available	Oversupply
8/23/2020 10:32	0:03	SAG	Data is not available	Data is not available	Oversupply
8/23/2020 10:33	0:01	KWP	0.00088	13.26593	Oversupply
8/23/2020 10:35	0:01	KWP	0.00352	12.52747	Oversupply
8/23/2020 10:36	0:01	5A	Data is not available	Data is not available	Oversupply
8/23/2020 10:36	0:01	SAG	Data is not available	Data is not available	Oversupply
8/23/2020 10:38	0:02	5A	Data is not available	Data is not available	Oversupply
8/23/2020 10:38	0:02	SAG	Data is not available	Data is not available	Oversupply
8/23/2020 10:41	0:02	5A	Data is not available	Data is not available	Oversupply
8/23/2020 10:41	0:02	SAG	Data is not available	Data is not available	Oversupply
8/23/2020 10:42	0:01	KWP	0.00088	11.26154	Oversupply
8/23/2020 10:44	0:02	5A	Data is not available	Data is not available	Oversupply
8/23/2020 10:44	0:02	SAG	Data is not available	Data is not available	Oversupply



**Maui Curtailment Report**

**August 2020**

Start Date and Time	Duration (minutes)	IPP Curtailed	Estimated Curtailed MWH	Peak MW Curtailed	Reasons for Curtailment
8/23/2020 11:12	0:03	5A	Data is not available	Data is not available	Oversupply
8/23/2020 11:12	0:03	SAG	Data is not available	Data is not available	Oversupply
8/23/2020 11:22	0:02	5A	Data is not available	Data is not available	Oversupply
8/23/2020 11:22	0:02	SAG	Data is not available	Data is not available	Oversupply
8/23/2020 11:27	0:01	KWP	0.00176	8.51868	Oversupply
8/23/2020 11:28	0:02	5A	Data is not available	Data is not available	Oversupply
8/23/2020 11:28	0:02	SAG	Data is not available	Data is not available	Oversupply
8/23/2020 11:29	0:01	KWP	0.00088	9.20440	Oversupply
8/23/2020 11:31	0:01	5A	Data is not available	Data is not available	Oversupply
8/23/2020 11:31	0:01	SAG	Data is not available	Data is not available	Oversupply
8/23/2020 11:33	0:06	5A	Data is not available	Data is not available	Oversupply
8/23/2020 11:33	0:06	SAG	Data is not available	Data is not available	Oversupply
8/23/2020 11:36	0:01	KWP	0.00264	9.78462	Oversupply
8/23/2020 11:41	0:02	5A	Data is not available	Data is not available	Oversupply
8/23/2020 11:41	0:02	SAG	Data is not available	Data is not available	Oversupply
8/23/2020 11:44	0:01	5A	Data is not available	Data is not available	Oversupply
8/23/2020 11:44	0:01	SAG	Data is not available	Data is not available	Oversupply
8/23/2020 11:47	0:01	5A	Data is not available	Data is not available	Oversupply
8/23/2020 11:47	0:01	SAG	Data is not available	Data is not available	Oversupply
8/23/2020 11:47	0:01	KWP	0.00176	8.62418	Oversupply
8/23/2020 12:53	0:01	5A	Data is not available	Data is not available	Oversupply
8/23/2020 12:53	0:01	SAG	Data is not available	Data is not available	Oversupply
8/23/2020 14:27	0:01	SSA2	0.02057	0.00100	Oversupply
8/23/2020 14:27	0:01	SSA3	0.03472	0.02600	Oversupply
8/23/2020 14:28	0:01	SSA3	0.03472	0.12300	Oversupply
8/23/2020 14:28	0:01	SSA2	0.02057	0.53800	Oversupply
8/23/2020 14:29	0:01	SSA3	0.03396	0.13600	Oversupply
8/23/2020 14:29	0:07	SSA2	0.11573	0.35700	Oversupply
8/23/2020 14:29	0:06	SSA3	0.14860	0.06300	Oversupply
8/23/2020 14:30	0:06	KWP	0.54946	14.05420	Oversupply
8/23/2020 14:35	0:01	SSA3	0.01703	0.03600	Oversupply
8/23/2020 14:36	0:01	SSA2	0.01365	0.03700	Oversupply
8/23/2020 14:36	0:01	SSA3	0.01703	0.37600	Oversupply
8/23/2020 14:36	0:01	SSA2	0.01365	0.54300	Oversupply
8/23/2020 14:37	0:01	SSA3	0.01666	0.65000	Oversupply
8/23/2020 14:37	0:01	SSA2	0.01365	0.85200	Oversupply
8/23/2020 14:38	0:01	SSA3	0.01703	1.15200	Oversupply
8/23/2020 14:40	0:01	SSA3	0.01666	1.59600	Oversupply
8/23/2020 15:14	0:01	SSA3	-0.00550	1.06100	Oversupply
8/23/2020 15:15	0:01	SSA2	0.00679	2.78400	Oversupply
8/23/2020 15:18	0:01	SSA2	0.00679	2.31000	Oversupply
8/23/2020 15:18	0:01	SSA3	0.00062	1.86900	Oversupply
8/23/2020 15:19	0:01	SSA2	0.00679	1.90800	Oversupply
8/23/2020 15:19	0:01	SSA3	0.00058	1.74400	Oversupply
8/23/2020 15:20	0:01	SSA2	0.00679	0.87700	Oversupply
8/23/2020 15:20	0:01	SSA3	0.00059	1.67200	Oversupply
8/23/2020 15:21	0:01	SSA3	0.00058	1.81200	Oversupply
8/23/2020 15:21	0:01	SSA2	0.00679	1.76500	Oversupply
8/23/2020 15:28	0:01	SSA3	0.00061	1.77800	Oversupply
8/23/2020 15:28	0:01	SSA2	0.00679	2.89900	Oversupply
8/23/2020 15:29	0:01	SSA3	0.00072	1.76500	Oversupply
8/23/2020 15:29	0:01	SSA2	0.00924	0.53900	Oversupply
8/23/2020 15:30	0:01	SSA3	0.00413	2.11400	Oversupply
8/23/2020 15:30	0:01	SSA2	0.00919	0.53200	Oversupply
8/23/2020 15:31	0:01	SSA3	0.00413	0.36100	Oversupply
8/23/2020 15:31	0:01	SSA2	0.00919	2.01300	Oversupply
8/23/2020 15:31	0:01	SSA3	0.00431	0.46700	Oversupply
8/23/2020 15:32	0:01	SSA2	0.00919	2.24200	Oversupply
8/23/2020 15:33	0:01	SSA2	0.00919	2.76000	Oversupply
8/23/2020 15:34	0:01	SSA3	0.00422	1.09500	Oversupply
8/23/2020 15:35	0:01	SSA3	0.00431	1.16800	Oversupply
8/23/2020 15:35	0:01	SSA2	0.00919	2.18700	Oversupply
8/23/2020 15:36	0:01	SSA3	0.00422	0.53600	Oversupply
8/23/2020 16:31	0:01	SSA3	-0.00100	1.66100	Oversupply
8/23/2020 16:31	0:01	SSA3	-0.00098	1.64300	Oversupply
8/23/2020 16:45	0:01	SSA2	-0.00035	1.76100	Oversupply
8/23/2020 17:10	0:01	SSA3	-0.00073	0.72100	Oversupply
8/23/2020 17:10	0:01	SSA2	0.00549	1.28500	Oversupply
8/23/2020 17:11	0:01	SSA3	-0.00075	0.37500	Oversupply
8/23/2020 17:11	0:01	SSA2	0.00549	0.04700	Oversupply
8/23/2020 17:12	0:01	SSA3	-0.00073	0.15900	Oversupply
8/23/2020 17:12	0:01	SSA2	0.00549	0.02400	Oversupply
8/23/2020 17:13	0:01	SSA3	-0.00073	0.02000	Oversupply
8/23/2020 17:13	0:01	SSA2	0.00549	0.01500	Oversupply
8/23/2020 17:14	0:01	SSA3	-0.00073	0.02500	Oversupply



**Maui Curtailment Report**

**August 2020**

Start Date and Time	Duration (minutes)	IPP Curtailed	Estimated Curtailed MWH	Peak MW Curtailed	Reasons for Curtailment
8/23/2020 17:14	0:02	KWPPI	0.00551	18.86535	Oversupply
8/23/2020 17:14	0:01	SSA2	0.00729	0.18200	Oversupply
8/23/2020 17:14	0:01	SSA3	0.00332	0.00300	Oversupply
8/23/2020 17:15	0:01	SSA2	0.00246	0.03100	Oversupply
8/23/2020 17:15	0:01	SSA3	0.00144	0.08700	Oversupply
8/23/2020 17:16	0:01	SSA2	0.00237	0.01800	Oversupply
8/23/2020 17:16	0:01	SSA3	0.00147	0.00200	Oversupply
8/23/2020 17:17	0:01	SSA2	0.00246	0.48800	Oversupply
8/24/2020 3:23	2:03	KWPPI	24.39033	18.81445	Oversupply
8/24/2020 4:13	0:04	AWE	0.05580	19.60000	Oversupply
8/24/2020 4:18	0:04	AWE	0.01785	18.00000	Oversupply
8/24/2020 4:23	0:57	AWE	1.53355	21.00000	Oversupply
8/24/2020 5:29	1:01	KWPPI	11.61053	18.73162	Oversupply
8/24/2020 6:40	2:23	SSA3	2.04782	0.09800	Oversupply
8/24/2020 6:40	2:23	SSA2	1.54977	0.07900	Oversupply
8/24/2020 6:41	2:23	KWPPI	26.34164	20.54091	Oversupply
8/24/2020 8:37	0:01	AWE	0.00091	21.00000	Oversupply
8/24/2020 8:42	0:16	AWE	0.64226	21.00000	Oversupply
8/24/2020 9:02	0:01	SSA2	0.02195	0.06300	Oversupply
8/24/2020 9:03	0:01	SSA3	0.02263	-0.00300	Oversupply
8/24/2020 9:03	0:01	SSA2	0.02195	1.22400	Oversupply
8/24/2020 9:04	0:01	SSA3	0.02263	-0.00300	Oversupply
8/24/2020 9:04	1:53	SSA2	3.33281	0.74500	Oversupply
8/24/2020 9:04	1:52	SSA3	4.31152	0.01400	Oversupply
8/24/2020 9:06	1:51	KWPPI	33.34224	20.18664	Oversupply
8/24/2020 9:21	1:32	AWE	5.05127	21.00000	Oversupply
8/24/2020 10:56	0:01	SSA3	0.03164	0.00900	Oversupply
8/24/2020 10:57	0:01	SSA3	0.03164	0.03100	Oversupply
8/24/2020 10:57	2:56	SSA2	8.09275	0.05800	Oversupply
8/24/2020 10:58	2:57	SSA3	5.96048	0.04300	Oversupply
8/24/2020 10:59	2:56	KWPPI	29.05020	18.84239	Oversupply
8/24/2020 11:01	0:02	AWE	0.00298	21.00000	Oversupply
8/24/2020 13:54	0:01	SSA2	0.02927	0.00900	Oversupply
8/24/2020 13:54	0:01	SSA3	0.03201	0.10700	Oversupply
8/24/2020 13:55	0:01	SSA2	0.02927	0.38300	Oversupply
8/24/2020 13:55	0:01	SSA3	0.03272	0.00000	Oversupply
8/24/2020 13:55	0:01	SSA2	0.02927	0.10400	Oversupply
8/24/2020 13:56	0:01	SSA3	0.03272	0.44600	Oversupply
8/24/2020 13:56	0:01	SSA2	0.02814	0.38400	Oversupply
8/24/2020 13:56	0:01	SSA3	0.03343	0.74900	Oversupply
8/24/2020 13:57	0:13	SSA2	0.56494	0.01400	Oversupply
8/24/2020 13:57	0:12	SSA3	0.52295	0.01600	Oversupply
8/24/2020 13:58	0:12	KWPPI	0.74860	14.06219	Oversupply
8/24/2020 14:09	0:01	SSA3	0.03585	0.00800	Oversupply
8/24/2020 14:10	0:01	SSA3	0.03432	0.02300	Oversupply
8/24/2020 14:10	0:01	SSA2	0.03978	0.25600	Oversupply
8/24/2020 14:10	0:01	SSA3	0.03509	0.55100	Oversupply
8/24/2020 14:11	0:01	SSA2	0.03901	0.60200	Oversupply
8/24/2020 14:11	0:01	SSA3	0.03509	0.99200	Oversupply
8/24/2020 14:12	0:01	SSA2	0.03978	0.86900	Oversupply
8/24/2020 14:12	0:01	SSA3	0.03661	0.84400	Oversupply
8/24/2020 14:13	0:01	SSA2	0.03978	0.01600	Oversupply
8/24/2020 14:13	0:01	SSA3	0.03509	0.01100	Oversupply
8/24/2020 14:13	0:01	SSA3	0.03585	0.02700	Oversupply
8/24/2020 14:14	0:01	KWPPI	0.00371	11.11622	Oversupply
8/24/2020 14:14	0:01	SSA2	0.03978	0.22500	Oversupply
8/24/2020 14:14	0:01	SSA3	0.02204	0.46900	Oversupply
8/24/2020 14:14	0:01	SSA2	0.01811	0.21000	Oversupply
8/24/2020 14:15	0:01	SSA3	0.01227	0.19900	Oversupply
8/24/2020 14:15	0:01	SSA2	0.01528	0.13200	Oversupply
8/24/2020 14:16	0:01	KWPPI	0.01148	9.64823	Oversupply
8/24/2020 14:16	0:01	SSA3	0.01227	0.01000	Oversupply
8/24/2020 14:16	0:01	SSA2	0.01528	0.39400	Oversupply
8/24/2020 14:17	0:01	SSA3	0.01280	0.47100	Oversupply
8/24/2020 14:17	0:01	SSA2	0.01528	1.24000	Oversupply
8/24/2020 14:17	0:01	SSA3	0.01200	1.61100	Oversupply
8/24/2020 14:18	0:01	SSA2	0.01528	1.88400	Oversupply
8/24/2020 14:18	0:01	SSA3	0.01227	1.69400	Oversupply
8/24/2020 14:21	0:01	SSA3	0.01254	2.72100	Oversupply
8/24/2020 14:21	0:01	SSA2	0.01528	2.87900	Oversupply
8/24/2020 14:27	0:01	SSA3	0.01414	2.51800	Oversupply
8/24/2020 14:27	0:01	SSA2	0.01528	1.39100	Oversupply
8/24/2020 14:27	0:01	SSA2	0.01528	1.75400	Oversupply
8/24/2020 14:27	0:01	SSA3	0.01227	1.24600	Oversupply
8/24/2020 14:28	0:01	SSA3	0.01254	2.03600	Oversupply



**Maui Curtailment Report**

**August 2020**

Start Date and Time	Duration (minutes)	IPP Curtailed	Estimated Curtailed MWH	Peak MW Curtailed	Reasons for Curtailment
8/24/2020 14:28	0:01	SSA2	0.01528	0.90000	Oversupply
8/24/2020 14:29	0:01	SSA3	0.01885	0.74500	Oversupply
8/24/2020 14:29	0:03	SSA2	0.14917	0.08200	Oversupply
8/24/2020 14:30	0:12	SSA3	0.51797	0.01400	Oversupply
8/24/2020 14:31	0:04	KWPPII	0.11988	12.39660	Oversupply
8/24/2020 14:33	0:01	SSA2	0.03990	0.00300	Oversupply
8/24/2020 14:33	0:08	SSA2	0.35753	0.00400	Oversupply
8/24/2020 14:36	0:06	KWPPII	0.12641	11.75691	Oversupply
8/24/2020 14:41	0:01	SSA2	0.03990	0.01600	Oversupply
8/24/2020 14:41	0:01	SSA3	0.03359	-0.00400	Oversupply
8/24/2020 14:42	0:01	SSA3	0.03359	0.10500	Oversupply
8/24/2020 14:42	0:01	SSA2	0.03990	0.43000	Oversupply
8/24/2020 14:43	0:01	SSA3	0.03433	0.33900	Oversupply
8/24/2020 14:43	0:01	SSA2	0.03990	0.76800	Oversupply
8/24/2020 14:44	0:01	SSA3	0.03433	0.60000	Oversupply
8/24/2020 14:44	0:01	SSA2	0.03239	0.60100	Oversupply
8/24/2020 14:44	0:01	SSA3	0.01397	0.84800	Oversupply
8/24/2020 14:45	0:01	SSA2	0.00737	0.58600	Oversupply
8/24/2020 14:45	0:01	SSA3	0.00668	0.27500	Oversupply
8/24/2020 14:46	0:01	SSA2	0.00737	1.94400	Oversupply
8/24/2020 14:46	0:01	SSA3	0.00639	1.58500	Oversupply
8/24/2020 14:46	0:01	SSA2	0.00737	1.91000	Oversupply
8/24/2020 14:47	0:01	SSA3	0.00654	1.38200	Oversupply
8/24/2020 14:47	0:01	SSA2	0.00737	2.12300	Oversupply
8/24/2020 14:47	0:01	SSA3	0.00654	0.97500	Oversupply
8/24/2020 14:48	0:01	SSA2	0.00737	1.65400	Oversupply
8/24/2020 14:48	0:01	SSA3	0.00668	1.89400	Oversupply
8/24/2020 14:49	0:01	SSA3	0.00654	2.14400	Oversupply
8/24/2020 14:49	0:01	SSA2	0.00737	2.85200	Oversupply
8/24/2020 14:50	0:01	SSA2	0.00737	1.71700	Oversupply
8/24/2020 14:56	0:01	SSA2	0.00737	2.88700	Oversupply
8/25/2020 0:23	1:33	KWPPII	24.23864	20.68462	Oversupply
8/25/2020 1:18	0:27	AWE	1.18360	21.00000	Oversupply
8/25/2020 1:47	0:02	AWE	0.05323	15.80000	Oversupply
8/25/2020 1:58	0:56	KWPPII	18.39823	20.69160	Oversupply
8/25/2020 2:05	0:01	AWE	0.00738	13.40000	Oversupply
8/25/2020 2:10	0:01	AWE	0.00705	13.30000	Oversupply
8/25/2020 2:19	0:02	AWE	0.00948	13.90000	Oversupply
8/25/2020 2:22	0:12	AWE	0.29569	16.60000	Oversupply
8/25/2020 2:35	0:07	AWE	0.10064	13.80000	Oversupply
8/25/2020 2:44	0:01	AWE	0.01238	13.50000	Oversupply
8/25/2020 2:46	0:02	AWE	0.01109	13.10000	Oversupply
8/25/2020 2:49	0:01	AWE	0.01058	12.00000	Oversupply
8/25/2020 2:56	1:14	KWPPII	24.13847	20.70757	Oversupply
8/25/2020 3:02	0:06	AWE	0.11014	14.30000	Oversupply
8/25/2020 3:10	0:05	AWE	0.03747	12.90000	Oversupply
8/25/2020 3:16	0:18	AWE	0.38549	16.60000	Oversupply
8/25/2020 3:43	0:02	AWE	0.00791	11.40000	Oversupply
8/25/2020 3:49	0:15	AWE	0.65948	17.40000	Oversupply
8/25/2020 4:12	1:34	KWPPII	11.16628	20.70757	Oversupply
8/25/2020 5:25	0:01	AWE	0.00333	0.20000	Oversupply
8/25/2020 5:51	0:13	KWPPII	0.22980	20.61676	Oversupply
8/25/2020 6:10	0:01	KWPPII	0.00167	20.26747	Oversupply
8/25/2020 6:40	7:14	SSA3	15.03852	0.00700	Oversupply
8/25/2020 6:40	7:14	SSA2	14.35538	0.02400	Oversupply
8/25/2020 6:41	7:15	KWPPII	93.43310	20.68262	Oversupply
8/25/2020 7:39	0:01	AWE	0.00274	21.00000	Oversupply
8/25/2020 7:47	1:14	AWE	4.78079	21.00000	Oversupply
8/25/2020 9:03	4:33	AWE	40.64772	21.00000	Oversupply
8/25/2020 13:37	0:05	AWE	0.08698	17.40000	Oversupply
8/25/2020 13:54	0:01	SSA3	0.03317	0.00300	Oversupply
8/25/2020 13:54	0:01	SSA2	0.03810	0.05600	Oversupply
8/25/2020 13:55	0:01	SSA3	0.03317	0.12700	Oversupply
8/25/2020 13:55	0:01	SSA2	0.03810	0.23900	Oversupply
8/25/2020 13:55	0:01	SSA3	0.03318	0.49800	Oversupply
8/25/2020 13:56	0:01	SSA2	0.03810	0.58900	Oversupply
8/25/2020 13:56	0:01	SSA3	0.03465	0.13300	Oversupply
8/25/2020 13:57	0:01	SSA3	0.03317	0.01100	Oversupply
8/25/2020 13:57	0:01	SSA2	0.03810	0.00800	Oversupply
8/25/2020 13:58	0:01	SSA3	0.03391	0.34600	Oversupply
8/25/2020 13:58	0:01	SSA2	0.03810	1.06900	Oversupply
8/25/2020 13:58	0:01	SSA3	0.03465	1.93600	Oversupply
8/25/2020 13:59	0:01	SSA2	0.03791	1.12300	Oversupply
8/25/2020 13:59	0:01	SSA3	0.03326	2.71400	Oversupply
8/25/2020 14:00	0:01	SSA2	0.03683	2.43400	Oversupply



Maui Curtailment Report

August 2020

Start Date and Time	Duration (minutes)	IPP Curtailed	Estimated Curtailed MWH	Peak MW Curtailed	Reasons for Curtailment
8/25/2020 14:00	0:01	SSA3	0.03197	1.80500	Oversupply
8/25/2020 14:01	0:01	SSA2	0.03683	1.68700	Oversupply
8/25/2020 14:01	0:01	SSA3	0.03197	1.42900	Oversupply
8/25/2020 14:01	0:01	SSA2	0.03683	0.68300	Oversupply
8/25/2020 14:02	0:01	SSA3	0.03267	0.92600	Oversupply
8/25/2020 14:02	0:01	SSA2	0.03683	0.71600	Oversupply
8/25/2020 14:02	0:01	SSA3	0.03127	0.84700	Oversupply
8/25/2020 14:03	0:01	SSA2	0.03683	0.33200	Oversupply
8/25/2020 14:03	0:01	SSA3	0.03197	0.50800	Oversupply
8/25/2020 14:04	0:02	SSA3	0.06324	0.03200	Oversupply
8/25/2020 14:04	0:02	SSA2	0.07367	0.03300	Oversupply
8/25/2020 14:05	1:35	KWPll	21.43974	19.11883	Oversupply
8/25/2020 14:05	0:01	SSA3	0.03267	-0.00300	Oversupply
8/25/2020 14:06	0:01	SSA2	0.03683	0.07200	Oversupply
8/25/2020 14:06	1:32	SSA3	3.82858	-0.00300	Oversupply
8/25/2020 14:07	1:32	SSA2	4.26168	0.02900	Oversupply
8/25/2020 14:19	0:05	AWE	0.06054	18.00000	Oversupply
8/25/2020 14:26	0:04	AWE	0.11051	17.40000	Oversupply
8/25/2020 14:35	0:01	AWE	0.00631	16.20000	Oversupply
8/25/2020 14:39	0:01	AWE	0.00894	15.70000	Oversupply
8/25/2020 14:41	0:03	AWE	0.03992	15.30000	Oversupply
8/25/2020 14:45	0:12	AWE	0.34225	15.00000	Oversupply
8/25/2020 14:59	0:04	AWE	0.03676	12.50000	Oversupply
8/25/2020 15:04	0:02	AWE	0.00574	9.50000	Oversupply
8/25/2020 15:07	0:01	AWE	0.00104	10.30000	Oversupply
8/25/2020 15:11	0:01	AWE	0.02904	11.70000	Oversupply
8/25/2020 15:14	0:01	AWE	0.01052	10.90000	Oversupply
8/25/2020 15:16	0:01	AWE	0.02724	13.00000	Oversupply
8/25/2020 15:21	0:02	AWE	0.03238	13.90000	Oversupply
8/25/2020 15:24	0:01	AWE	0.01437	12.10000	Oversupply
8/25/2020 15:26	0:03	AWE	0.07824	14.80000	Oversupply
8/25/2020 15:30	0:02	AWE	0.02151	14.20000	Oversupply
8/25/2020 15:38	0:01	SSA2	0.03594	0.00300	Oversupply
8/25/2020 15:38	0:01	SSA3	0.02497	0.02200	Oversupply
8/25/2020 15:39	0:01	SSA2	0.03594	0.50300	Oversupply
8/25/2020 15:39	0:01	SSA3	0.02444	0.40000	Oversupply
8/25/2020 15:40	0:01	SSA3	0.02444	0.76300	Oversupply
8/25/2020 15:40	0:01	SSA2	0.03594	1.13900	Oversupply
8/25/2020 15:41	0:45	SSA3	1.28661	1.15800	Oversupply
8/25/2020 15:41	0:45	SSA2	1.75611	1.05300	Oversupply
8/25/2020 15:42	0:45	KWPll	6.28942	20.22057	Oversupply
8/25/2020 16:25	0:01	SSA3	0.01859	-0.00400	Oversupply
8/25/2020 16:26	0:01	SSA2	0.02815	0.06400	Oversupply
8/25/2020 16:26	0:01	SSA3	0.01901	-0.00400	Oversupply
8/25/2020 16:27	0:01	SSA2	0.02815	0.54300	Oversupply
8/25/2020 16:27	0:01	SSA3	0.01942	-0.00300	Oversupply
8/25/2020 16:28	0:01	SSA2	0.02815	1.22000	Oversupply
8/25/2020 16:28	0:01	SSA2	0.02815	1.29400	Oversupply
8/25/2020 16:29	0:01	SSA3	0.01942	-0.00300	Oversupply
8/25/2020 16:32	0:01	SSA3	0.00216	0.79700	Oversupply
8/26/2020 0:21	5:47	KWPll	50.02155	20.70757	Oversupply
8/26/2020 3:06	0:09	AWE	0.30836	14.00000	Oversupply
8/26/2020 3:16	0:01	AWE	0.00453	10.10000	Oversupply
8/26/2020 6:24	5:13	SSA2	7.80006	0.02200	Oversupply
8/26/2020 6:24	5:13	SSA3	8.60768	0.02600	Oversupply
8/26/2020 6:25	5:12	KWPll	82.76679	20.70757	Oversupply
8/26/2020 8:22	0:43	AWE	2.08277	21.00000	Oversupply
8/26/2020 9:07	1:56	AWE	9.66706	21.00000	Oversupply
8/26/2020 11:04	0:19	AWE	0.36225	21.00000	Oversupply
8/26/2020 11:29	0:02	AWE	0.00248	21.00000	Oversupply
8/26/2020 11:36	0:01	SSA2	0.04076	-0.00200	Oversupply
8/26/2020 11:37	0:01	SSA3	0.03517	0.15900	Oversupply
8/26/2020 11:37	0:01	SSA2	0.04076	0.23200	Oversupply
8/26/2020 11:38	0:01	SSA3	0.03596	0.47700	Oversupply
8/26/2020 11:38	0:01	SSA2	0.04076	0.44400	Oversupply
8/26/2020 11:38	5:06	SSA3	12.48891	0.51400	Oversupply
8/26/2020 11:39	2:42	SSA2	7.73255	0.06300	Oversupply
8/26/2020 11:40	2:39	KWPll	30.84091	20.50898	Oversupply
8/26/2020 11:58	0:12	AWE	0.15744	21.00000	Oversupply
8/26/2020 12:11	0:05	AWE	0.10865	21.00000	Oversupply
8/26/2020 12:18	0:01	AWE	0.01124	21.00000	Oversupply
8/26/2020 12:20	0:01	AWE	0.00378	20.70000	Oversupply
8/26/2020 12:23	0:02	AWE	0.00960	21.00000	Oversupply
8/26/2020 12:27	0:01	AWE	0.00071	21.00000	Oversupply
8/26/2020 12:32	0:02	AWE	0.01473	20.60000	Oversupply



**Maui Curtailment Report**

**August 2020**

Start Date and Time	Duration (minutes)	IPP Curtailed	Estimated Curtailed MWH	Peak MW Curtailed	Reasons for Curtailment
8/26/2020 12:36	0:02	AWE	0.03614	20.50000	Oversupply
8/26/2020 12:44	0:09	AWE	0.27979	21.00000	Oversupply
8/26/2020 12:54	0:07	AWE	0.20186	21.00000	Oversupply
8/26/2020 13:03	0:03	AWE	0.04459	20.40000	Oversupply
8/26/2020 13:07	0:07	AWE	0.14810	21.00000	Oversupply
8/26/2020 13:27	0:02	AWE	0.02298	21.00000	Oversupply
8/26/2020 13:34	0:01	AWE	0.00520	21.00000	Oversupply
8/26/2020 13:38	0:01	AWE	0.00608	21.00000	Oversupply
8/26/2020 13:40	0:24	AWE	1.12381	20.90000	Oversupply
8/26/2020 14:05	0:04	AWE	0.14843	19.50000	Oversupply
8/26/2020 14:14	0:01	AWE	0.01740	20.00000	Oversupply
8/26/2020 14:20	2:28	KWPll	23.20959	20.70757	Oversupply
8/26/2020 14:21	0:01	SSA2	0.04134	0.03700	Oversupply
8/26/2020 14:22	2:24	SSA2	5.96283	0.00400	Oversupply
8/26/2020 16:44	0:01	SSA3	0.00956	0.03400	Oversupply
8/26/2020 16:45	0:02	SSA3	0.01177	0.01200	Oversupply
8/26/2020 16:45	0:01	SSA2	0.00723	0.01500	Oversupply
8/26/2020 16:46	0:01	SSA2	0.00723	0.00200	Oversupply
8/26/2020 16:47	0:01	SSA2	0.00723	0.25300	Oversupply
8/26/2020 16:47	0:01	SSA3	0.00398	0.04100	Oversupply
8/26/2020 16:48	0:01	SSA2	0.00723	0.79200	Oversupply
8/26/2020 16:48	0:01	SSA3	0.00389	0.68300	Oversupply
8/26/2020 16:49	0:01	SSA2	0.00723	1.46600	Oversupply
8/26/2020 16:49	0:01	SSA3	0.00407	0.86500	Oversupply
8/26/2020 16:51	0:01	SSA3	0.00398	1.13200	Oversupply
8/26/2020 16:51	0:01	SSA2	0.00723	1.63500	Oversupply
8/26/2020 17:02	0:01	SSA2	0.00528	1.56900	Oversupply
8/26/2020 17:02	0:01	SSA3	0.00240	1.00500	Oversupply
8/26/2020 17:03	0:01	SSA2	0.00528	0.13800	Oversupply
8/26/2020 17:03	0:01	SSA3	0.00240	0.83200	Oversupply
8/26/2020 17:03	0:01	SSA3	0.00230	0.06500	Oversupply
8/26/2020 17:03	0:01	SSA2	0.00528	0.22200	Oversupply
8/26/2020 17:04	0:01	SSA3	0.00230	0.50700	Oversupply
8/26/2020 17:04	0:01	SSA2	0.00528	0.37900	Oversupply
8/26/2020 17:05	0:01	SSA3	0.00240	0.14700	Oversupply
8/26/2020 17:05	0:01	SSA2	0.00528	0.98300	Oversupply
8/26/2020 17:06	0:01	SSA3	0.00240	0.38900	Oversupply
8/26/2020 17:06	0:01	SSA2	0.00528	0.17200	Oversupply
8/26/2020 17:06	0:01	SSA3	0.00235	0.07200	Oversupply
8/26/2020 17:07	0:01	SSA2	0.00528	0.22600	Oversupply
8/26/2020 17:07	0:01	SSA3	0.00235	0.90700	Oversupply
8/26/2020 23:03	0:18	KWPll	1.32087	20.68562	Oversupply
8/26/2020 23:32	4:49	KWPll	59.12971	20.70358	Oversupply
8/27/2020 3:52	0:01	AWE	0.01369	6.50000	Oversupply
8/27/2020 3:57	0:01	AWE	0.00454	6.70000	Oversupply
8/27/2020 3:59	0:01	AWE	0.00552	6.60000	Oversupply
8/27/2020 4:04	0:09	AWE	0.17058	9.20000	Oversupply
8/27/2020 4:16	0:01	AWE	0.01590	8.20000	Oversupply
8/27/2020 4:23	3:16	KWPll	50.23210	20.68362	Oversupply
8/27/2020 5:17	0:04	AWE	0.08612	18.20000	Oversupply
8/27/2020 6:05	0:04	AWE	0.01151	18.30000	Oversupply
8/27/2020 6:19	1:19	SSA3	0.40445	0.01300	Oversupply
8/27/2020 6:21	1:17	SSA2	0.14700	0.00000	Oversupply
8/27/2020 7:16	0:07	AWE	0.07151	19.60000	Oversupply
8/27/2020 7:25	0:01	AWE	0.00023	17.60000	Oversupply
8/27/2020 7:28	0:06	AWE	0.23105	19.40000	Oversupply
8/27/2020 7:40	6:06	SSA3	13.01408	0.42600	Oversupply
8/27/2020 7:40	6:05	SSA2	13.11394	0.01600	Oversupply
8/27/2020 7:41	6:05	KWPll	87.90764	20.63472	Oversupply
8/27/2020 8:14	0:01	AWE	0.00374	21.00000	Oversupply
8/27/2020 8:16	0:01	AWE	0.00891	21.00000	Oversupply
8/27/2020 8:20	5:13	AWE	43.72800	21.00000	Oversupply
8/27/2020 13:35	0:01	AWE	0.00182	19.60000	Oversupply
8/27/2020 13:37	0:01	AWE	0.01524	20.60000	Oversupply
8/27/2020 13:45	0:01	SSA3	0.00964	0.04300	Oversupply
8/27/2020 13:46	0:01	SSA2	0.03510	0.02500	Oversupply
8/27/2020 13:46	0:01	SSA3	0.00964	0.56800	Oversupply
8/27/2020 13:46	0:01	SSA2	0.03510	0.51400	Oversupply
8/27/2020 13:47	0:01	SSA3	0.00964	0.89800	Oversupply
8/27/2020 13:47	0:01	SSA2	0.03510	1.31700	Oversupply
8/27/2020 13:48	0:01	SSA3	0.00985	0.75600	Oversupply
8/27/2020 13:48	0:04	SSA2	0.17550	1.76800	Oversupply
8/27/2020 13:49	0:03	KWPll	0.01198	3.57867	Oversupply
8/27/2020 13:49	0:01	SSA3	0.00943	0.14300	Oversupply
8/27/2020 13:49	0:03	SSA3	0.04002	0.10300	Oversupply



**Maui Curtailment Report**

**August 2020**

Start Date and Time	Duration (minutes)	IPP Curtailed	Estimated Curtailed MWH	Peak MW Curtailed	Reasons for Curtailment
8/27/2020 13:52	0:01	SSA3	0.00985	0.03400	Oversupply
8/27/2020 13:53	0:01	SSA2	0.03510	0.05400	Oversupply
8/27/2020 13:53	0:01	SSA3	0.00964	0.11100	Oversupply
8/27/2020 13:53	0:01	SSA2	0.03510	0.12400	Oversupply
8/27/2020 13:56	0:01	SSA3	0.00964	0.19300	Oversupply
8/27/2020 13:56	0:01	SSA2	0.03510	0.22900	Oversupply
8/27/2020 13:56	0:01	SSA3	0.00985	0.52900	Oversupply
8/27/2020 14:06	0:01	SSA3	0.00879	2.89100	Oversupply
8/27/2020 14:06	0:01	SSA2	0.01066	2.56600	Oversupply
8/27/2020 14:06	0:01	SSA3	0.00898	2.52800	Oversupply
8/27/2020 14:07	0:01	SSA3	0.00879	2.01000	Oversupply
8/27/2020 14:07	0:01	SSA2	0.01066	1.75600	Oversupply
8/27/2020 14:08	0:01	SSA2	0.01066	2.21900	Oversupply
8/27/2020 14:09	0:01	SSA2	0.01066	2.02500	Oversupply
8/27/2020 14:10	0:01	SSA3	0.00879	1.60900	Oversupply
8/27/2020 14:10	0:02	SSA2	0.02132	2.16900	Oversupply
8/27/2020 14:10	0:01	SSA3	0.00898	0.16900	Oversupply
8/27/2020 14:11	0:01	SSA3	0.00898	0.43700	Oversupply
8/27/2020 14:12	0:01	SSA2	0.01066	1.39500	Oversupply
8/27/2020 14:12	0:01	SSA3	0.00860	1.50500	Oversupply
8/27/2020 14:12	0:01	SSA2	0.01045	0.59900	Oversupply
8/27/2020 14:13	0:01	SSA3	0.00898	1.37200	Oversupply
8/27/2020 14:13	0:01	SSA2	0.01066	1.65300	Oversupply
8/27/2020 14:13	0:01	SSA3	0.00879	1.35600	Oversupply
8/27/2020 14:14	0:01	SSA2	0.01456	1.29400	Oversupply
8/27/2020 14:14	0:01	SSA3	0.01255	1.13900	Oversupply
8/27/2020 14:15	0:01	SSA3	0.01100	0.34300	Oversupply
8/27/2020 14:15	0:01	SSA2	0.01765	0.28700	Oversupply
8/27/2020 14:16	0:01	SSA3	0.01053	0.69000	Oversupply
8/27/2020 14:16	0:01	SSA2	0.01765	0.97700	Oversupply
8/27/2020 14:16	0:01	SSA3	0.01100	1.14200	Oversupply
8/27/2020 14:17	0:01	SSA2	0.01765	1.16700	Oversupply
8/27/2020 14:17	0:01	SSA3	0.01193	1.17100	Oversupply
8/27/2020 14:18	0:01	SSA2	0.01765	2.29200	Oversupply
8/27/2020 14:19	0:01	SSA3	0.01170	0.50000	Oversupply
8/27/2020 14:19	0:01	SSA2	0.01765	3.13500	Oversupply
8/27/2020 14:20	0:01	SSA3	0.01053	1.15500	Oversupply
8/27/2020 14:20	0:01	SSA2	0.01765	0.10900	Oversupply
8/27/2020 14:20	0:01	SSA3	0.01076	0.24200	Oversupply
8/27/2020 14:21	0:01	SSA2	0.01765	0.83400	Oversupply
8/27/2020 14:21	0:01	SSA3	0.01076	1.39500	Oversupply
8/27/2020 14:22	0:01	SSA2	0.01765	2.23600	Oversupply
8/27/2020 14:22	0:01	SSA3	0.01100	1.44300	Oversupply
8/27/2020 14:26	0:01	SSA2	0.01765	2.88800	Oversupply
8/27/2020 14:27	0:01	SSA2	0.01731	1.93800	Oversupply
8/27/2020 14:27	0:01	SSA3	0.01100	0.81900	Oversupply
8/27/2020 14:28	0:01	SSA2	0.01765	1.31700	Oversupply
8/27/2020 14:28	0:01	SSA3	0.01076	0.78300	Oversupply
8/27/2020 14:29	0:02	SSA2	0.06453	0.09900	Oversupply
8/27/2020 14:29	0:02	SSA3	0.06207	0.03400	Oversupply
8/27/2020 14:30	0:02	AWE	0.02496	19.20000	Oversupply
8/27/2020 14:30	0:02	KWPll	0.00629	0.31635	Oversupply
8/27/2020 14:31	0:01	SSA2	0.04140	0.00500	Oversupply
8/27/2020 14:31	1:23	SSA3	2.06177	0.11000	Oversupply
8/27/2020 14:31	1:23	SSA2	3.79035	0.10900	Oversupply
8/27/2020 14:34	1:21	KWPll	16.32288	18.36138	Oversupply
8/27/2020 14:44	0:01	AWE	0.00224	18.40000	Oversupply
8/27/2020 14:46	1:04	AWE	3.75108	20.40000	Oversupply
8/27/2020 15:55	0:01	SSA2	0.03195	0.05800	Oversupply
8/27/2020 15:55	0:01	SSA3	0.02317	0.25400	Oversupply
8/27/2020 15:55	0:01	SSA2	0.03195	0.68500	Oversupply
8/27/2020 15:56	0:01	SSA3	0.02266	0.44200	Oversupply
8/27/2020 15:56	0:01	SSA2	0.03195	1.73900	Oversupply
8/27/2020 15:56	0:01	SSA3	0.02317	0.66800	Oversupply
8/27/2020 15:57	0:17	SSA3	0.49234	0.72400	Oversupply
8/27/2020 15:57	0:16	SSA2	0.61776	1.49700	Oversupply
8/27/2020 15:58	0:17	KWPll	0.89462	12.75387	Oversupply
8/27/2020 16:14	0:01	SSA2	0.03139	0.00200	Oversupply
8/27/2020 16:14	0:01	SSA3	0.01541	0.03900	Oversupply
8/27/2020 16:14	0:01	SSA2	0.00805	0.51100	Oversupply
8/27/2020 17:45	0:01	SSA2	0.00419	0.95000	Oversupply
8/27/2020 17:45	0:01	SSA3	0.00121	0.21400	Oversupply
8/27/2020 17:46	0:01	SSA2	0.00419	0.67400	Oversupply
8/27/2020 17:46	0:01	SSA3	0.00118	0.09400	Oversupply
8/27/2020 17:47	0:02	KWPll	0.01138	16.72373	Oversupply





**Maui Curtailment Report**

**August 2020**

Start Date and Time	Duration (minutes)	IPP Curtailed	Estimated Curtailed MWH	Peak MW Curtailed	Reasons for Curtailment
8/27/2020 17:47	0:01	SSA3	0.00121	0.02700	Oversupply
8/27/2020 17:47	0:01	SSA2	0.00419	0.03900	Oversupply
8/27/2020 17:47	0:01	SSA3	0.00121	0.12600	Oversupply
8/27/2020 17:48	0:01	SSA2	0.00419	0.06300	Oversupply
8/27/2020 17:48	0:01	SSA3	0.00124	0.21500	Oversupply
8/27/2020 17:49	0:01	SSA2	0.00419	0.19300	Oversupply
8/27/2020 17:49	0:01	SSA3	0.00121	0.04800	Oversupply
8/27/2020 17:49	0:01	SSA2	0.00419	0.01700	Oversupply
8/27/2020 22:56	0:03	KWPPII	0.04262	19.80742	Oversupply
8/27/2020 23:01	0:01	KWPPII	0.00149	17.95022	Oversupply
8/27/2020 23:05	0:26	KWPPII	1.09793	19.65872	Oversupply
8/27/2020 23:37	0:10	KWPPII	0.20156	16.94229	Oversupply
8/27/2020 23:48	2:05	KWPPII	17.75416	20.10281	Oversupply
8/28/2020 0:56	0:01	AWE	0.00301	13.20000	Oversupply
8/28/2020 6:51	0:38	SSA3	0.25592	0.14200	Oversupply
8/28/2020 6:52	0:38	KWPPII	4.17850	13.08120	Oversupply
8/28/2020 6:52	0:37	SSA2	0.08307	0.01000	Oversupply
8/28/2020 7:22	0:01	AWE	0.00506	16.30000	Oversupply
8/28/2020 7:45	0:01	SSA3	0.01103	0.79400	Oversupply
8/28/2020 7:45	7:27	SSA2	16.31518	0.27300	Oversupply
8/28/2020 7:45	7:26	SSA3	18.19661	0.65100	Oversupply
8/28/2020 7:47	7:25	KWPPII	79.59871	20.49601	Oversupply
8/28/2020 8:00	6:35	AWE	60.99261	21.00000	Oversupply
8/28/2020 11:55	0:04	5A	Data is not available	Data is not available	Oversupply
8/28/2020 11:55	0:04	SAG	Data is not available	Data is not available	Oversupply
8/28/2020 12:05	0:05	5A	Data is not available	Data is not available	Oversupply
8/28/2020 12:05	0:05	SAG	Data is not available	Data is not available	Oversupply
8/28/2020 12:07	0:01	KWP	0.00176	10.57582	Oversupply
8/28/2020 12:13	0:05	5A	Data is not available	Data is not available	Oversupply
8/28/2020 12:13	0:05	SAG	Data is not available	Data is not available	Oversupply
8/28/2020 12:21	0:02	5A	Data is not available	Data is not available	Oversupply
8/28/2020 12:21	0:02	SAG	Data is not available	Data is not available	Oversupply
8/28/2020 12:22	0:01	KWP	0.00053	9.57363	Oversupply
8/28/2020 12:24	0:01	5A	Data is not available	Data is not available	Oversupply
8/28/2020 12:24	0:01	SAG	Data is not available	Data is not available	Oversupply
8/28/2020 12:24	0:01	KWP	0.00088	9.20440	Oversupply
8/28/2020 12:26	0:01	5A	Data is not available	Data is not available	Oversupply
8/28/2020 12:26	0:01	SAG	Data is not available	Data is not available	Oversupply
8/28/2020 12:26	0:01	KWP	0.00088	9.52088	Oversupply
8/28/2020 12:28	0:02	5A	Data is not available	Data is not available	Oversupply
8/28/2020 12:28	0:02	SAG	Data is not available	Data is not available	Oversupply
8/28/2020 12:35	0:01	5A	Data is not available	Data is not available	Oversupply
8/28/2020 12:35	0:01	SAG	Data is not available	Data is not available	Oversupply
8/28/2020 12:39	0:01	5A	Data is not available	Data is not available	Oversupply
8/28/2020 12:39	0:01	SAG	Data is not available	Data is not available	Oversupply
8/28/2020 12:42	0:01	KWP	0.00128	9.94286	Oversupply
8/28/2020 14:36	0:06	AWE	0.43215	20.30000	Oversupply
8/28/2020 14:44	0:01	AWE	0.01567	19.00000	Oversupply
8/28/2020 14:46	0:09	AWE	0.27977	20.40000	Oversupply
8/28/2020 14:59	0:03	AWE	0.01303	19.30000	Oversupply
8/28/2020 15:03	0:04	AWE	0.18340	20.10000	Oversupply
8/28/2020 15:11	0:01	SSA3	0.03236	0.00800	Oversupply
8/28/2020 15:12	1:06	SSA2	2.84730	0.10000	Oversupply
8/28/2020 15:12	1:05	SSA3	2.15304	0.03300	Oversupply
8/28/2020 15:13	1:05	KWPPII	19.87341	20.67963	Oversupply
8/28/2020 15:29	0:02	AWE	0.03578	17.80000	Oversupply
8/28/2020 15:33	0:02	AWE	0.01795	18.00000	Oversupply
8/28/2020 15:40	0:07	AWE	0.10526	17.70000	Oversupply
8/28/2020 15:55	0:01	AWE	0.02173	19.00000	Oversupply
8/28/2020 16:00	0:05	AWE	0.17533	19.90000	Oversupply
8/28/2020 16:08	0:06	AWE	0.11332	18.00000	Oversupply
8/28/2020 16:17	0:01	SSA3	0.01741	0.00000	Oversupply
8/28/2020 16:18	0:01	SSA2	0.02994	0.19400	Oversupply
8/28/2020 16:18	0:01	SSA3	0.01780	0.22000	Oversupply
8/28/2020 16:18	0:01	SSA3	0.01818	0.48000	Oversupply
8/28/2020 16:18	0:01	SSA2	0.02994	0.36900	Oversupply
8/28/2020 16:19	1:03	SSA3	1.11585	1.12000	Oversupply
8/28/2020 16:19	1:03	SSA2	1.79057	0.19200	Oversupply
8/28/2020 16:20	1:04	KWPPII	6.51163	20.70757	Oversupply
8/28/2020 17:22	0:01	SSA3	0.00582	0.03500	Oversupply
8/28/2020 17:22	0:01	SSA2	0.01576	0.02900	Oversupply
8/28/2020 17:23	0:01	SSA3	0.00582	0.31500	Oversupply
8/28/2020 22:16	3:35	KWPPII	56.03063	20.70757	Oversupply
8/28/2020 23:11	0:06	AWE	0.28147	19.40000	Oversupply
8/28/2020 23:54	0:21	AWE	1.25072	21.00000	Oversupply



**Maui Curtailment Report**

**August 2020**

Start Date and Time	Duration (minutes)	IPP Curtailed	Estimated Curtailed MWH	Peak MW Curtailed	Reasons for Curtailment
8/29/2020 0:17	0:01	AWE	0.00241	13.20000	Oversupply
8/29/2020 0:19	0:05	AWE	0.16830	16.90000	Oversupply
8/29/2020 0:28	0:05	AWE	0.14751	18.90000	Oversupply
8/29/2020 0:34	0:10	AWE	0.39839	21.00000	Oversupply
8/29/2020 0:45	0:01	AWE	0.00691	18.90000	Oversupply
8/29/2020 0:48	0:01	AWE	0.00291	18.10000	Oversupply
8/29/2020 0:57	0:02	AWE	0.03635	19.20000	Oversupply
8/29/2020 1:31	0:12	AWE	0.55972	21.00000	Oversupply
8/29/2020 1:52	13:46	KWP/II	162.86817	20.70757	Oversupply
8/29/2020 2:54	0:02	AWE	0.00483	14.90000	Oversupply
8/29/2020 2:58	0:01	AWE	0.00055	13.10000	Oversupply
8/29/2020 5:48	0:17	AWE	1.86214	19.80000	Oversupply
8/29/2020 6:14	0:04	AWE	0.08178	14.20000	Oversupply
8/29/2020 6:19	0:49	AWE	4.81095	21.00000	Oversupply
8/29/2020 6:19	9:17	SSA3	19.73448	0.00400	Oversupply
8/29/2020 6:22	9:15	SSA2	17.56368	0.00000	Oversupply
8/29/2020 7:17	0:02	AWE	0.02566	11.00000	Oversupply
8/29/2020 7:20	5:49	AWE	58.94386	21.00000	Oversupply
8/29/2020 8:35	0:03	5A	Data is not available	Data is not available	Oversupply
8/29/2020 8:35	0:03	SAG	Data is not available	Data is not available	Oversupply
8/29/2020 8:35	0:01	KWP	0.00023	15.00659	Oversupply
8/29/2020 8:39	0:05	5A	Data is not available	Data is not available	Oversupply
8/29/2020 8:39	0:05	SAG	Data is not available	Data is not available	Oversupply
8/29/2020 8:45	0:18	5A	Data is not available	Data is not available	Oversupply
8/29/2020 8:45	0:18	SAG	Data is not available	Data is not available	Oversupply
8/29/2020 8:49	0:01	KWP	0.00088	9.94286	Oversupply
8/29/2020 8:52	0:01	KWP	0.00088	7.62198	Oversupply
8/29/2020 9:00	0:02	KWP	0.00264	6.25055	Oversupply
8/29/2020 9:04	0:01	5A	Data is not available	Data is not available	Oversupply
8/29/2020 9:04	0:01	SAG	Data is not available	Data is not available	Oversupply
8/29/2020 9:06	0:02	5A	Data is not available	Data is not available	Oversupply
8/29/2020 9:06	0:02	SAG	Data is not available	Data is not available	Oversupply
8/29/2020 9:08	0:01	KWP	0.00176	8.20220	Oversupply
8/29/2020 9:09	0:17	5A	Data is not available	Data is not available	Oversupply
8/29/2020 9:09	0:17	SAG	Data is not available	Data is not available	Oversupply
8/29/2020 13:10	0:18	AWE	0.66170	20.20000	Oversupply
8/29/2020 13:29	0:11	AWE	0.42268	18.20000	Oversupply
8/29/2020 13:41	1:45	AWE	6.52862	20.00000	Oversupply
8/29/2020 15:27	0:07	AWE	0.07665	20.80000	Oversupply
8/29/2020 15:37	0:01	SSA3	0.02601	0.01700	Oversupply
8/29/2020 15:37	0:01	SSA2	0.03622	0.06600	Oversupply
8/29/2020 15:38	0:01	SSA3	0.02601	0.36800	Oversupply
8/29/2020 15:38	0:01	SSA2	0.03622	0.25400	Oversupply
8/29/2020 15:38	0:01	SSA3	0.02545	0.42900	Oversupply
8/29/2020 15:39	1:32	SSA2	3.00800	0.51300	Oversupply
8/29/2020 15:39	1:31	SSA3	2.11814	0.08700	Oversupply
8/29/2020 15:40	1:31	KWP/II	8.71141	20.70757	Oversupply
8/29/2020 17:10	0:01	SSA2	0.02176	0.00700	Oversupply
8/29/2020 17:11	0:01	SSA3	0.01068	0.05400	Oversupply
8/29/2020 17:11	0:01	SSA3	0.01092	0.32500	Oversupply
8/29/2020 17:11	0:01	SSA2	0.02176	0.07100	Oversupply
8/29/2020 17:12	0:03	SSA3	0.04014	0.12000	Oversupply
8/29/2020 17:12	0:03	SSA2	0.06172	0.13200	Oversupply
8/29/2020 17:13	0:03	KWP/II	0.01946	20.70757	Oversupply
8/29/2020 17:15	0:01	SSA2	0.00775	0.06300	Oversupply
8/29/2020 17:15	0:01	SSA3	0.00369	0.09300	Oversupply
8/29/2020 17:16	0:02	SSA2	0.01519	0.05700	Oversupply
8/29/2020 17:16	0:01	SSA3	0.00361	0.00800	Oversupply
8/29/2020 17:17	0:01	SSA3	0.00369	0.00400	Oversupply
8/29/2020 17:17	0:01	SSA2	0.00775	0.06400	Oversupply
8/29/2020 17:17	0:01	SSA3	0.00369	0.23000	Oversupply
8/29/2020 17:18	0:01	SSA3	0.00361	0.24200	Oversupply
8/29/2020 17:18	0:01	SSA2	0.00775	0.37400	Oversupply
8/29/2020 17:19	0:01	SSA2	0.00775	0.86700	Oversupply
8/29/2020 17:23	0:01	SSA2	0.00775	1.27800	Oversupply
8/29/2020 17:25	0:01	SSA3	0.00377	0.16900	Oversupply
8/29/2020 17:25	0:01	SSA2	0.00775	0.04700	Oversupply
8/29/2020 17:26	0:01	SSA3	0.00369	0.22000	Oversupply
8/29/2020 17:26	0:01	SSA2	0.00775	0.72500	Oversupply
8/29/2020 21:50	17:25	KWP/II	282.70756	20.70757	Oversupply
8/30/2020 6:19	8:54	SSA3	18.18601	0.01900	Oversupply
8/30/2020 6:21	8:52	SSA2	13.76249	-0.00200	Oversupply
8/30/2020 7:42	0:01	AWE	0.00741	21.00000	Oversupply
8/30/2020 7:44	7:27	AWE	107.12178	21.00000	Oversupply
8/30/2020 9:23	0:03	5A	Data is not available	Data is not available	Oversupply



**Maui Curtailment Report**

**August 2020**

Start Date and Time	Duration (minutes)	IPP Curtailed	Estimated Curtailed MWH	Peak MW Curtailed	Reasons for Curtailment
8/30/2020 9:23	0:03	SAG	Data is not available	Data is not available	Oversupply
8/30/2020 9:27	0:01	5A	Data is not available	Data is not available	Oversupply
8/30/2020 9:27	0:01	SAG	Data is not available	Data is not available	Oversupply
8/30/2020 9:38	0:01	5A	Data is not available	Data is not available	Oversupply
8/30/2020 9:38	0:01	SAG	Data is not available	Data is not available	Oversupply
8/30/2020 9:41	0:01	5A	Data is not available	Data is not available	Oversupply
8/30/2020 9:41	0:01	SAG	Data is not available	Data is not available	Oversupply
8/30/2020 9:43	0:03	5A	Data is not available	Data is not available	Oversupply
8/30/2020 9:43	0:03	SAG	Data is not available	Data is not available	Oversupply
8/30/2020 9:47	0:08	5A	Data is not available	Data is not available	Oversupply
8/30/2020 9:47	0:08	SAG	Data is not available	Data is not available	Oversupply
8/30/2020 9:51	0:01	KWP	0.00088	23.55165	Oversupply
8/30/2020 9:56	0:02	5A	Data is not available	Data is not available	Oversupply
8/30/2020 9:56	0:02	SAG	Data is not available	Data is not available	Oversupply
8/30/2020 9:59	0:01	5A	Data is not available	Data is not available	Oversupply
8/30/2020 9:59	0:01	SAG	Data is not available	Data is not available	Oversupply
8/30/2020 10:00	0:01	KWP	0.00176	21.38901	Oversupply
8/30/2020 10:02	0:01	5A	Data is not available	Data is not available	Oversupply
8/30/2020 10:02	0:01	SAG	Data is not available	Data is not available	Oversupply
8/30/2020 10:05	0:01	5A	Data is not available	Data is not available	Oversupply
8/30/2020 10:05	0:01	SAG	Data is not available	Data is not available	Oversupply
8/30/2020 10:05	0:01	KWP	0.00352	20.22857	Oversupply
8/30/2020 10:07	0:02	5A	Data is not available	Data is not available	Oversupply
8/30/2020 10:07	0:02	SAG	Data is not available	Data is not available	Oversupply
8/30/2020 10:10	0:01	5A	Data is not available	Data is not available	Oversupply
8/30/2020 10:10	0:01	SAG	Data is not available	Data is not available	Oversupply
8/30/2020 10:15	0:04	5A	Data is not available	Data is not available	Oversupply
8/30/2020 10:15	0:04	SAG	Data is not available	Data is not available	Oversupply
8/30/2020 10:20	0:01	5A	Data is not available	Data is not available	Oversupply
8/30/2020 10:20	0:01	SAG	Data is not available	Data is not available	Oversupply
8/30/2020 10:20	0:01	KWP	0.00176	18.75165	Oversupply
8/30/2020 10:22	0:09	5A	Data is not available	Data is not available	Oversupply
8/30/2020 10:22	0:09	SAG	Data is not available	Data is not available	Oversupply
8/30/2020 10:23	0:01	KWP	0.00615	19.85934	Oversupply
8/30/2020 10:32	0:05	5A	Data is not available	Data is not available	Oversupply
8/30/2020 10:32	0:05	SAG	Data is not available	Data is not available	Oversupply
8/30/2020 10:34	0:01	KWP	0.00176	17.69670	Oversupply
8/30/2020 10:37	0:01	KWP	0.00325	18.90989	Oversupply
8/30/2020 10:45	0:02	5A	Data is not available	Data is not available	Oversupply
8/30/2020 10:45	0:02	SAG	Data is not available	Data is not available	Oversupply
8/30/2020 11:08	0:01	5A	Data is not available	Data is not available	Oversupply
8/30/2020 11:08	0:01	SAG	Data is not available	Data is not available	Oversupply
8/30/2020 11:12	0:02	5A	Data is not available	Data is not available	Oversupply
8/30/2020 11:12	0:02	SAG	Data is not available	Data is not available	Oversupply
8/30/2020 12:03	0:02	5A	Data is not available	Data is not available	Oversupply
8/30/2020 12:03	0:02	SAG	Data is not available	Data is not available	Oversupply
8/30/2020 12:06	0:01	5A	Data is not available	Data is not available	Oversupply
8/30/2020 12:06	0:01	SAG	Data is not available	Data is not available	Oversupply
8/30/2020 12:14	0:02	5A	Data is not available	Data is not available	Oversupply
8/30/2020 12:14	0:02	SAG	Data is not available	Data is not available	Oversupply
8/30/2020 12:15	0:01	KWP	0.00440	20.17583	Oversupply
8/30/2020 13:37	0:02	5A	Data is not available	Data is not available	Oversupply
8/30/2020 13:37	0:02	SAG	Data is not available	Data is not available	Oversupply
8/30/2020 15:13	0:01	SSA2	0.04140	0.01700	Oversupply
8/30/2020 15:14	0:01	SSA3	0.02982	0.10600	Oversupply
8/30/2020 15:14	0:01	SSA2	0.04132	0.10900	Oversupply
8/30/2020 15:14	0:01	SSA3	0.02807	1.14300	Oversupply
8/30/2020 15:15	0:41	SSA2	1.53810	0.13700	Oversupply
8/30/2020 15:15	0:38	SSA3	0.89617	1.35700	Oversupply
8/30/2020 15:16	0:40	KWP	6.06407	20.70258	Oversupply
8/30/2020 15:54	0:01	SSA3	0.01107	0.00100	Oversupply
8/30/2020 15:54	0:01	SSA3	0.01060	0.00300	Oversupply
8/30/2020 15:55	0:01	SSA3	0.01060	0.00700	Oversupply
8/30/2020 15:56	0:01	SSA3	0.01107	0.00700	Oversupply
8/30/2020 15:56	0:01	SSA2	0.03458	0.00700	Oversupply
8/30/2020 15:57	0:02	SSA3	0.02190	0.39300	Oversupply
8/30/2020 15:57	0:01	SSA2	0.03458	0.75600	Oversupply
8/30/2020 15:58	0:01	SSA2	0.03458	0.94900	Oversupply
8/30/2020 15:58	0:01	SSA3	0.01083	0.01900	Oversupply
8/30/2020 15:58	0:01	SSA2	0.03458	0.03600	Oversupply
8/30/2020 15:59	0:08	KWP	0.16364	20.68661	Oversupply
8/30/2020 15:59	0:07	SSA3	0.09059	-0.00900	Oversupply
8/30/2020 15:59	0:07	SSA2	0.23049	0.01800	Oversupply
8/30/2020 16:06	0:01	SSA3	0.01006	0.01500	Oversupply
8/30/2020 16:06	0:01	SSA2	0.02801	0.11600	Oversupply



Maui Curtailment Report

August 2020

Start Date and Time	Duration (minutes)	IPP Curtailed	Estimated Curtailed MWH	Peak MW Curtailed	Reasons for Curtailment
8/30/2020 16:07	0:01	SSA3	0.01006	0.24500	Oversupply
8/30/2020 16:07	0:01	SSA2	0.02856	0.08300	Oversupply
8/30/2020 16:07	0:01	SSA3	0.01028	0.24200	Oversupply
8/30/2020 16:08	0:01	SSA2	0.02856	0.91100	Oversupply
8/30/2020 16:08	0:01	SSA3	0.01028	0.24500	Oversupply
8/30/2020 16:09	0:01	SSA2	0.02856	0.79800	Oversupply
8/30/2020 16:09	0:01	SSA3	0.01006	0.50800	Oversupply
8/30/2020 16:10	0:01	SSA3	0.01006	0.61100	Oversupply
8/30/2020 16:10	0:01	SSA2	0.02856	0.62000	Oversupply
8/30/2020 16:10	0:01	SSA3	0.00984	0.90400	Oversupply
8/30/2020 16:11	0:01	SSA3	0.01006	0.95200	Oversupply
8/30/2020 16:11	0:01	SSA2	0.02856	2.18100	Oversupply
8/30/2020 16:12	0:01	SSA3	0.00984	0.99800	Oversupply
8/30/2020 16:12	0:01	SSA2	0.02856	0.06300	Oversupply
8/30/2020 16:13	0:01	SSA3	0.01028	0.69700	Oversupply
8/30/2020 16:13	0:01	SSA2	0.02856	0.68300	Oversupply
8/30/2020 16:14	0:01	SSA3	0.01006	0.21300	Oversupply
8/30/2020 16:14	0:01	SSA2	0.01787	0.22200	Oversupply
8/30/2020 16:35	0:01	SSA3	0.00135	1.66200	Oversupply
8/30/2020 16:36	0:01	SSA2	0.00430	2.00600	Oversupply
8/30/2020 16:36	0:01	SSA3	0.00135	1.68200	Oversupply
8/30/2020 16:37	0:01	SSA2	0.00421	1.00900	Oversupply
8/30/2020 16:37	0:01	SSA3	0.00135	0.26800	Oversupply
8/30/2020 16:37	0:01	SSA3	0.00135	0.38700	Oversupply
8/30/2020 16:37	0:01	SSA2	0.00430	0.17200	Oversupply
8/30/2020 16:38	0:01	SSA3	0.00132	0.25700	Oversupply
8/30/2020 16:38	0:01	SSA2	0.00430	0.53800	Oversupply
8/30/2020 16:39	0:01	SSA2	0.00430	0.68700	Oversupply
8/30/2020 22:23	1:19	KWPPI	10.43856	20.70757	Oversupply
8/30/2020 23:51	0:21	KWPPI	1.47590	20.09483	Oversupply
8/31/2020 0:14	4:09	KWPPI	39.03826	20.59979	Oversupply
8/31/2020 5:43	0:03	KWPPI	0.01828	12.44051	Oversupply
8/31/2020 5:47	0:03	KWPPI	0.02385	12.46346	Oversupply
8/31/2020 5:53	0:01	KWPPI	0.00130	10.82083	Oversupply
8/31/2020 8:11	0:01	SSA3	0.00288	0.56700	Oversupply
8/31/2020 8:11	0:01	SSA2	0.00341	0.66200	Oversupply
8/31/2020 8:12	0:01	SSA3	0.00301	0.82700	Oversupply
8/31/2020 8:12	0:01	SSA2	0.00355	0.55600	Oversupply
8/31/2020 8:12	0:35	SSA3	0.77716	0.55400	Oversupply
8/31/2020 8:13	0:34	SSA2	0.57965	0.04300	Oversupply
8/31/2020 8:14	0:34	KWPPI	1.46913	7.08648	Oversupply
8/31/2020 8:47	0:01	SSA2	0.01860	-0.00100	Oversupply
8/31/2020 8:48	0:01	SSA2	0.01935	0.33800	Oversupply
8/31/2020 8:48	0:01	SSA3	0.02118	0.09500	Oversupply
8/31/2020 8:48	0:01	SSA2	0.01935	0.95600	Oversupply
8/31/2020 8:49	0:01	SSA3	0.02028	0.13200	Oversupply
8/31/2020 8:49	0:01	SSA2	0.01935	1.28800	Oversupply
8/31/2020 8:50	0:01	SSA3	0.02118	0.32000	Oversupply
8/31/2020 8:50	2:47	SSA2	5.85452	0.03800	Oversupply
8/31/2020 8:50	0:56	SSA3	1.82394	0.07600	Oversupply
8/31/2020 8:51	2:48	KWPPI	29.83462	15.27870	Oversupply
8/31/2020 8:58	0:40	AWE	2.09553	21.00000	Oversupply
8/31/2020 9:46	0:01	SSA3	0.02919	0.00000	Oversupply
8/31/2020 9:47	1:51	SSA3	4.96346	-0.00200	Oversupply
8/31/2020 9:49	0:35	AWE	1.04056	21.00000	Oversupply
8/31/2020 10:25	0:02	AWE	0.01869	21.00000	Oversupply
8/31/2020 10:28	0:01	AWE	0.00041	21.00000	Oversupply
8/31/2020 10:41	0:53	AWE	3.05215	21.00000	Oversupply
8/31/2020 11:38	0:01	SSA2	0.03843	0.00600	Oversupply
8/31/2020 11:38	0:01	SSA3	0.03726	0.12100	Oversupply
8/31/2020 11:39	0:01	SSA2	0.03843	0.58500	Oversupply
8/31/2020 11:39	0:01	SSA3	0.03567	0.10800	Oversupply
8/31/2020 11:39	1:05	SSA2	2.52617	0.83400	Oversupply
8/31/2020 11:40	1:05	SSA3	3.11100	0.09600	Oversupply
8/31/2020 11:41	1:04	KWPPI	10.71815	15.96728	Oversupply
8/31/2020 11:49	0:18	AWE	0.93607	21.00000	Oversupply
8/31/2020 12:10	0:01	AWE	0.00141	21.00000	Oversupply
8/31/2020 12:12	0:23	AWE	1.32219	21.00000	Oversupply
8/31/2020 12:44	0:01	SSA2	0.03337	0.00400	Oversupply
8/31/2020 12:45	0:01	SSA3	0.03567	0.08300	Oversupply
8/31/2020 12:45	0:02	SSA2	0.07560	0.34600	Oversupply
8/31/2020 12:45	0:01	SSA3	0.03726	0.14200	Oversupply
8/31/2020 12:46	0:01	SSA3	0.03647	0.13100	Oversupply
8/31/2020 12:47	1:17	SSA3	2.69388	0.00200	Oversupply
8/31/2020 12:47	1:17	SSA2	3.03721	0.09100	Oversupply



**Maui Curtailment Report**

**August 2020**

Start Date and Time	Duration (minutes)	IPP Curtailed	Estimated Curtailed MWH	Peak MW Curtailed	Reasons for Curtailment
8/31/2020 12:48	1:17	KWP/II	13.61954	17.76261	Oversupply
8/31/2020 12:54	0:01	AWE	0.00741	21.00000	Oversupply
8/31/2020 13:40	0:01	AWE	0.00141	21.00000	Oversupply
8/31/2020 13:42	0:19	AWE	0.79554	21.00000	Oversupply
8/31/2020 14:04	0:01	SSA3	0.03571	0.00000	Oversupply
8/31/2020 14:04	0:01	SSA2	0.02955	0.07800	Oversupply
8/31/2020 14:04	0:01	SSA3	0.03495	0.09900	Oversupply
8/31/2020 14:05	0:01	SSA2	0.02955	0.11100	Oversupply
8/31/2020 14:05	0:01	SSA3	0.03571	0.13400	Oversupply
8/31/2020 14:06	0:01	SSA2	0.02955	0.18000	Oversupply
8/31/2020 14:06	0:01	SSA3	0.03419	0.34200	Oversupply
8/31/2020 14:07	0:56	SSA2	1.94769	0.32000	Oversupply
8/31/2020 14:07	0:23	SSA3	0.97215	0.42900	Oversupply
8/31/2020 14:08	0:56	KWP/II	8.26497	17.09497	Oversupply
8/31/2020 14:30	0:33	SSA3	0.82629	-0.00100	Oversupply
8/31/2020 14:51	0:04	AWE	0.02370	21.00000	Oversupply
8/31/2020 15:03	0:01	SSA2	0.01939	0.14000	Oversupply
8/31/2020 15:03	0:01	SSA3	0.00995	0.09300	Oversupply
8/31/2020 15:04	0:01	SSA2	0.01939	0.97800	Oversupply
8/31/2020 15:04	0:01	SSA3	0.00995	0.12600	Oversupply
8/31/2020 15:05	1:19	SSA2	2.09500	0.98100	Oversupply
8/31/2020 15:05	1:18	SSA3	0.98415	0.13000	Oversupply
8/31/2020 15:06	1:17	KWP/II	7.46607	20.70757	Oversupply
8/31/2020 16:23	0:02	SSA3	0.02003	0.02500	Oversupply
8/31/2020 16:23	0:01	SSA2	0.03188	0.19200	Oversupply
8/31/2020 16:24	0:01	SSA2	0.03251	0.35200	Oversupply
8/31/2020 16:24	0:07	SSA3	0.08277	0.21300	Oversupply
8/31/2020 16:25	0:03	SSA2	0.09752	0.06900	Oversupply
8/31/2020 16:26	0:03	KWP/II	0.00925	20.70358	Oversupply
8/31/2020 16:28	0:01	SSA2	0.03251	0.04400	Oversupply
8/31/2020 16:28	0:02	SSA2	0.06511	0.00800	Oversupply
8/31/2020 16:30	0:01	KWP/II	0.00503	20.70757	Oversupply
8/31/2020 16:30	0:01	SSA2	0.03091	0.01700	Oversupply
8/31/2020 16:31	0:01	SSA2	0.03091	0.04900	Oversupply
8/31/2020 16:31	0:01	SSA3	0.00610	0.11400	Oversupply
8/31/2020 16:32	0:01	SSA2	0.03091	0.08100	Oversupply
8/31/2020 16:32	0:01	SSA3	0.00610	0.04000	Oversupply
8/31/2020 16:33	0:11	SSA3	0.08411	0.04700	Oversupply
8/31/2020 16:33	0:09	SSA2	0.33887	0.03700	Oversupply
8/31/2020 16:34	0:09	KWP/II	0.12932	20.70757	Oversupply
8/31/2020 16:42	0:01	SSA2	0.03091	-0.00200	Oversupply
8/31/2020 16:43	0:01	SSA2	0.03091	0.00400	Oversupply
8/31/2020 16:44	0:01	KWP/II	0.00042	20.70757	Oversupply
8/31/2020 16:44	0:01	SSA3	0.00597	0.00600	Oversupply
8/31/2020 16:44	0:35	SSA2	0.53918	0.08800	Oversupply
8/31/2020 16:44	0:34	SSA3	0.15113	0.01200	Oversupply
8/31/2020 16:46	0:33	KWP/II	0.96539	20.70757	Oversupply
8/31/2020 17:18	0:01	SSA3	0.00253	0.03600	Oversupply
8/31/2020 17:19	0:01	SSA3	0.00242	0.00000	Oversupply
8/31/2020 17:20	0:01	SSA2	0.01116	0.13200	Oversupply
8/31/2020 17:20	0:01	SSA3	0.00248	0.13400	Oversupply
8/31/2020 17:20	0:01	SSA2	0.01116	0.34200	Oversupply
8/31/2020 17:21	0:01	SSA3	0.00253	0.15600	Oversupply
8/31/2020 17:21	0:01	SSA2	0.01116	0.47400	Oversupply
8/31/2020 17:21	0:01	SSA3	0.00248	0.44000	Oversupply
8/31/2020 17:22	0:01	SSA2	0.01116	0.83700	Oversupply
8/31/2020 17:22	0:01	SSA3	0.00253	0.47000	Oversupply
8/31/2020 17:23	0:01	SSA3	0.00248	0.37800	Oversupply
8/31/2020 21:43	0:04	KWP/II	0.02583	19.21064	Oversupply
8/31/2020 21:51	2:09	KWP/II	20.26727	19.21064	Oversupply
<b>Total Estimated Curtailed MWH</b>			<b>7,750.965</b>		

**Notes:**

- Curtailment for Kaheawa Wind Power ("KWP"), Makila Hydroelectric ("MH"), AAAAA Rent-A-Space Maui LTD ("5A"), Strategic Alliance Group ("SAG") fka Bioreal Solar, LLC ("BS"), Auwahi Wind Energy ("AWE"), Kaheawa Wind Power II ("KWPII") Bioreal Solar 250, LLC ("BS250"), Extra Spaces A ("ESA"), Extra Spaces B ("ESB"), SSA Solar of Hawaii 3 ("SSA3") fka South Maui Renewable Resources ("SMRR"), SSA Solar of HI 2 ("SSA2") fka Ku'ia Solar ("KS"), and Maui 17-2 ("17-2") may now be controlled by Maui Electric's Automatic Generation Control System ("AGC") or a Maui Electric operator-entered curtailment limit. The AGC curtailment control automatically calculates the amount of Maximum Allowable Variable Generation ("MAVG") that Maui Electric can accept into the Maui system, based on the system current available variable generation ("CAVG"), regulating reserve down requirement ("RRDR"), and available regulating reserve down ("ARRD"). Thus, the AGC MAVG - calculated is equal to CAVG less (RRDR less ARRD). Additionally, the AGC curtailment control allows the Maui Electric operator to enter an AGC MAVG value. The AGC curtailment control will employ the lesser of the AGC MAVG - calculated and AGC MAVG - entered values in the control logic.
- Curtailment signals sent to 5A, SAG (fka BS), BS250, ESA, ESB, SSA3 (fka SMRR), SSA2 (fka KS) and 17-2 during nighttime hours only are not recorded as curtailment events because no energy generation is possible during that time.
- The curtailment reasons have been modified to oversupply, system constraints, and facility requested, to provide continuity with HPUC Docket No. 2013-0141 Decoupling for HECO companies metrics.
- The data to calculate the Estimated Curtailed MWH and Peak MW Curtailed is not provided by 5A, SAG, BS 250, ESA, ESB, and MH



**Maui Curtailment Report**

**August 2020**

Start Date and Time	Duration (minutes)	IPP Curtailed	Estimated Curtailed MWH	Peak MW Curtailed	Reasons for Curtailment
- The MH, ESA, and ESB facilities were offline for the entire month of August 2020. No curtailment events recorded.					
- The Estimated Curtailed MWH and Peak MW Curtailed are calculated with information provided by AWE, KWP, KWPII, SSA 2 (fka KS), SSA 3 (fka SMRR) and 17-2. Maui Electric does not make any representation as to its accuracy.					



Lanai Curtailment Report

August 2020

Start Date and Time	Duration (minutes)	IPP Curtailed	Estimated MWh Curtailed	Peak MW Curtailed	Reasons for Curtailment
Notes:					
Maui Electric-Lanai Diesel Operator was in the control room.					
LSR possible output data is not available. Therefore, Maui Electric assumes LSR is curtailed if the LSR curtailment set point is less than 1,200 kW and LSR's output is within 70 kW of the curtailment set point.					
The curtailment reasons have been modified to oversupply, system constraints, and facility requested, to provide continuity with HPUC Docket No. 2013-0141 Decoupling for HECO companies metrics.					

Hawai'i Electric Light Company Curtailment Report August 2020

Start Date/Time	MW output prior to start of curtailment	End Date/Time	MW output after curtailment released <sup>1</sup>	IPP	Reason for Curtailment
08/08/20 08:35	19.8 MW	08/08/20 14:14	19.7 MW	Pakini Nui Windfarm	Facility Requested
08/10/20 08:50	19.6 MW	08/10/20 09:12	13.6 MW	Pakini Nui Windfarm	System Constraint
08/10/20 13:32	18.7 MW	08/10/20 13:53	12.1 MW	Pakini Nui Windfarm	System Constraint
08/11/20 08:08	18.1 MW	08/11/20 11:30	2.1 MW	Pakini Nui Windfarm	System Constraint
08/11/20 13:17	18.5 MW	08/11/20 13:45	11.9 MW	Pakini Nui Windfarm	System Constraint
08/12/20 08:19	19.0 MW	08/12/20 09:09	17.5 MW	Pakini Nui Windfarm	System Constraint
08/12/20 13:45	16.0 MW	08/12/20 14:13	12.4 MW	Pakini Nui Windfarm	System Constraint
08/13/20 08:19	12.0 MW	08/13/20 08:49	11.7 MW	Pakini Nui Windfarm	System Constraint
08/13/20 13:35	17.9 MW	08/13/20 14:08	17.2 MW	Pakini Nui Windfarm	System Constraint
08/14/20 08:23	15.7 MW	08/14/20 09:05	11.9 MW	Pakini Nui Windfarm	System Constraint
08/14/20 13:33	11.9 MW	08/14/20 13:55	8.9 MW	Pakini Nui Windfarm	System Constraint
08/24/20 10:04	4.6 MW	08/24/20 21:10	0.0 MW	Hawi Renew Dev	Facility Requested
08/25/20 15:15	8.7 MW	08/25/20 22:31	0.0 MW	Hawi Renew Dev	Facility Requested
08/31/20 11:13	19.9 MW	08/31/20 13:27	16.9 MW	Pakini Nui Windfarm	Facility Requested
08/31/20 20:28	19.9 MW	09/01/20 04:44	18.0 MW	Pakini Nui Windfarm	Facility Requested

<sup>1</sup> The MW output values are taken soon after curtailment is released by Hawai'i Electric Light and may not reflect their full output depending on ramp rate for the facility. The wind farms generally return immediately to full available levels, whereas PGV, Wailuku, and FIT Facilities may take longer to return to scheduled or full available output levels.



SERVICE LIST  
(Docket No. 2011-0206)

DEAN NISHINA  
EXECUTIVE DIRECTOR  
DEPARTMENT OF COMMERCE AND CONSUMER AFFAIRS  
DIVISION OF CONSUMER ADVOCACY  
P.O. Box 541  
Honolulu, HI 96809

1 Copy  
Electronically Transmitted

GREGG J. KINKLEY, ESQ.  
DEPARTMENT OF THE ATTORNEY GENERAL  
425 Queen Street  
Honolulu, Hawaii 96813  
Counsel for DBEDT

1 Copy  
Electronically Transmitted

DANIEL W.S. LAWRENCE, ESQ.  
DEPARTMENT OF THE CORPORATION COUNSEL  
CITY AND COUNTY OF HONOLULU  
530 S. King Street, Room 110  
Honolulu, HI 96813  
Counsel for the CITY AND COUNTY OF HONOLULU

1 Copy  
Electronically Transmitted

JOSEPH K. KAMELAMELA  
ANGELIC M. HO  
DEPARTMENT OF THE CORPORATION COUNSEL  
COUNTY OF HAWAII  
101 Aupuni Street, Suite 325  
Hilo, HI 96720  
Counsel for the COUNTY OF HAWAII

1 Copy  
Electronically Transmitted

HENRY Q CURTIS  
VICE PRESIDENT FOR CONSUMER ISSUES  
LIFE OF THE LAND  
P.O. Box 37158  
Honolulu, HI 96837-0158

1 Copy  
Electronically Transmitted

MELISSA MIYASHIRO (9360)  
CHIEF OF STAFF  
BLUE PLANET FOUNDATION  
55 Merchant Street, 17th Floor  
Honolulu, HI 96813

1 Copy  
Electronically Transmitted

SERVICE LIST  
(Docket No. 2011-0206)

ISAAC MORIWAKE, ESQ.  
DAVID HENKIN, ESQ.  
EARTHJUSTICE  
850 Richards Street, Suite 400  
Honolulu, HI 96813-4501  
Counsel for HAWAII SOLAR ENERGY ASSOCIATION

1 Copy  
Electronically Transmitted

RICK REED  
DIRECTOR  
HAWAII SOLAR ENERGY ASSOCIATION  
761 Ahua Street  
Honolulu, HI 96819

1 Copy  
Electronically Transmitted

KENT D. MORIHARA, ESQ.  
KRIS N. NAKAGAWA, ESQ.  
LAUREN M. IMADA-LEE, ESQ.  
TANYA M. FERNANDES, ESQ.  
Moriyara Lau & Fong LLP  
841 Bishop Street, Suite 400  
Honolulu, Hawaii 96813  
Counsel for KAUAI ISLAND UTILITY COOPERATIVE

1 Copy  
Electronically Transmitted

ERIK W. KVAM  
CHIEF EXECUTIVE OFFICER  
ZERO EMISSIONS LEASING LLC  
4188-4 Keanu Street  
Honolulu, HI 96816

1 Copy  
Electronically Transmitted

SANDRA-ANN Y.H. WONG, ESQ.  
ATTORNEY AT LAW, A LAW CORPORATION  
1050 Bishop Street, #514  
Honolulu, HI 96813  
Counsel for TAWHIRI POWER LLC

1 Copy  
Electronically Transmitted

RILEY SAITO  
73-1294 Awakea Street  
Kailua-Kona, HI 96740  
For SOLAR ENERGY INDUSTRIES ASSOCIATION

1 Copy  
Electronically Transmitted

DEAN T. YAMAMOTO, ESQ.  
YAMAMOTO & SETTLE  
1100 Alakea Street, Suite 3100  
Honolulu, HI 96813  
Counsel for CASTLE & COOKE HOMES HAWAII, INC.,  
CASTLE & COOKE RESORTS, LLC and  
LANAI SUSTAINABILITY RESEARCH, LLC

1 Copy  
Electronically Transmitted

SERVICE LIST  
(Docket No. 2011-0206)

MICHAEL J. HOPPER, ESQ. DEPUTY CORPORATION COUNSEL DEPARTMENT OF THE CORPORATION COUNSEL COUNTY OF MAUI 200 S. High Street Wailuku, HI 96793 Counsel for the COUNTY OF MAUI	1 Copy Electronically Transmitted
CURTIS SEYMOUR SENIOR MANAGER, GOVERNMENT AFFAIRS SUN EDISON LLC 600 Clipper Drive Belmont, CA 94002	1 Copy Electronically Transmitted
MONA W. CLARK, ESQ. OFFICE OF THE COUNTY ATTORNEY COUNTY OF KAUAI 4444 Rice Street, Suite 200 Lihue, HI 96766-1300	1 Copy Electronically Transmitted
BRADLEY ALBERT PRESIDENT HAWAII PV COALITION P.O. Box 81501 Haiku, HI 96708	1 Copy Electronically Transmitted
HILTON H. UNEMORI ECM, INC. 130 N. Market Street Wailuku, HI 96793-1716 For SOUTH MAUI RENEWABLE RESOURCES, LLC	1 Copy Electronically Transmitted
SKY STANFIELD SHUTE, MIHALY & WEINBERGER LLP 396 Hayes Street San Francisco, CA 94102 For the INTERSTATE RENEWABLE ENERGY COUNCIL	1 Copy Electronically Transmitted
PETE COOPER SOLARCITY CORPORATION REGIONAL DIRECTOR, HAWAII 599 Kahelu Street Mililani, HI 96789	1 Copy Electronically Transmitted

SERVICE LIST  
(Docket No. 2011-0206)

ALISON SILVERSTEIN  
19213 Luedtke Lane  
Pflugerville, TX 78660

1 Copy  
Electronically Transmitted

BRENDAN KIRBY  
12011 SW Pineapple Court  
Palm City, FL 34990

1 Copy  
Electronically Transmitted

## Chun, Marisa

---

**From:** puc@hawaii.gov  
**Sent:** Thursday, September 24, 2020 1:25 PM  
**To:** Chun, Marisa  
**Subject:** Hawaii PUC eFiling Confirmation of Filing

**[This email is coming from an EXTERNAL source. Please use caution when opening attachments or links in suspicious email.]**

Your eFile document has been filed with the Hawaii Public Utilities commission on 2020 Sep 24 PM 13:24. The mere fact of filing shall not waive any failure to comply with Hawaii Administrative Rules Chapter 6-61, Rules of Practice and Procedure Before the Public Utilities Commission, or any other application requirements. Your confirmation number is MARI20132413010. If you have received this email in error please notify the Hawaii Public Utilities Commission by phone at 808 586-2020 or email at hawaii.puc@hawaii.gov.