



January 25, 2021

The Honorable Chair and Members
of the Hawai'i Public Utilities Commission
Kekuanao'a Building, First Floor
465 South King Street
Honolulu, Hawai'i 96813

Dear Commissioners:

Subject: Docket No. 2011-0206
Reliability Standards Working Group
Monthly Report

In accordance with Ordering Paragraph 3 of Order No. 30371, filed May 4, 2012 in the subject proceeding, enclosed as Exhibit A is Hawaiian Electric's¹ monthly report for December 2020 on: (1) system frequency control performance during month; (2) significant system events during month; and (3) curtailment of non-dispatchable renewable resources.

Any party to this proceeding may obtain an electronic copy of this report by emailing Marisa Chun at marisa.chun@hawaiianelectric.com.

Sincerely,

/s/ Kevin M. Katsura

Kevin M. Katsura
Director, Regulatory Non-Rate Proceedings

Enclosures

c: Service List

¹ Hawaiian Electric Company, Inc., Maui Electric Company, Limited, and Hawai'i Electric Light Company, Inc. are each doing business as "Hawaiian Electric" and have jointly registered "Hawaiian Electric" as a trade name with the State of Hawai'i Department of Commerce and Consumer Affairs, as evidenced by Certificate of Registration No. 4235929, dated December 20, 2019.

The Commission's Order No. 30371 (Docket No 2011-0206 – Relating To Various Matters in RSWG Process), filed May 4, 2012, ordered the following information for each island grid:

- (1) System frequency control performance during month:
 - a) Frequency duration plot based on the highest resolution SCADA data available for the month detailing how many seconds each power system operated at frequencies above 60 hertz and at frequencies below 60 Hz.
 - b) Tabulation of the number, magnitude and duration of frequency excursions (high and low) outside normal frequency control range (59.95 to 60.05 Hz).

The following provides information with respect to items 1a) through 1b) – (all statements are current as of the month ending December 31, 2020):

1a) Frequency duration plot based on the highest resolution SCADA data available for the month detailing how many seconds each power system operated at frequencies above 60 hertz and at frequencies below 60 Hz:

The frequency duration plots for Hawaiian Electric Company, Inc., Maui Electric Company, Limited (Maui Division) and Hawai'i Electric Light Company, Inc. based on two-second data are provided in Attachment 1, and the enclosed Excel files. Refer to the electronic files for the individual data points because the information is voluminous and does not translate well to a hard copy.

1b) Tabulation of the number, magnitude and duration of frequency excursions (high and low) outside normal frequency control range (59.95 to 60.05 Hz):

Tabulation of the number, magnitude and duration of frequency excursions outside of the frequency range of 59.95 Hz to 60.05 Hz for Hawaiian Electric Company, Inc., Maui Electric Company, Limited (Maui Division) and Hawai'i Electric Light Company, Inc are provided in Attachment 2, and the enclosed Excel files. Refer to the electronic files for the individual data points because the information is voluminous and does not translate well to a hard copy.

- (2) Significant system events during month:
 - a) Tabulation of contingency reserve activations including date and time, MW magnitude, duration, and triggering event.
 - b) Tabulation of under frequency load shed activations including date and time, triggering frequency, MW magnitude, duration, and triggering event.
 - c) Tabulation of demand response activations for system events, including date and time, MW magnitude, duration, and triggering event, (excluding demand response utilization for unit commitment deferral or system operations economics.)

The following provides information with respect to items 2a) through 2c) – (all statements are current as of the month ending December 31, 2020):

2a) Tabulation of contingency reserve activations including date and time, MW magnitude, duration, and triggering event:

Hawaiian Electric Company, Inc.'s contingency reserve activations are provided in Attachment 3. Maui Electric Company, Limited and Hawai'i Electric Light Company, Inc. do not operate with contingency reserve requirements.

2b) Tabulation of under frequency load shed activations including date and time, triggering frequency, MW magnitude, duration, and triggering event:

Hawaiian Electric Company, Inc.'s and Hawai'i Electric Light Company, Inc.'s frequency load shed activations are provided in Attachment 4. Maui Electric Company, Limited did not have any under frequency load shed activations in the month of December.

2c) Tabulation of demand response activations for system events, including date and time, MW magnitude, duration, and triggering event, (excluding demand response utilization for unit commitment deferral or system operations economics.)

Hawaiian Electric Company, Inc.'s demand response activations for system events are provided in Attachment 5. Hawai'i Electric Light Company, Inc. currently does not have a demand response program. Maui Electric Company, Limited has implemented the Fast Demand Response pilot program on a limited basis. Hawai'i Electric Light Company, Inc. plans to use the findings of Maui Electric Company, Limited's pilot program to help in the evaluation and development of future demand response programs. Maui Electric Company, Limited executes a weekly testing protocol which measures customer participation. This program is not currently used in response to actual system events.

- (3) Curtailment of non-dispatchable renewable resources:
- (a) Tabulation of each curtailment event for each resource including the starting date and time, duration, megawatt hours curtailed, peak MW curtailed, and reason for curtailment.
 - (b) Total MWh of non-dispatchable renewable resources curtailed for the month.

The following provides information with respect to items 3a) through 3b) – (all statements are current as of the month ending December 31, 2020):

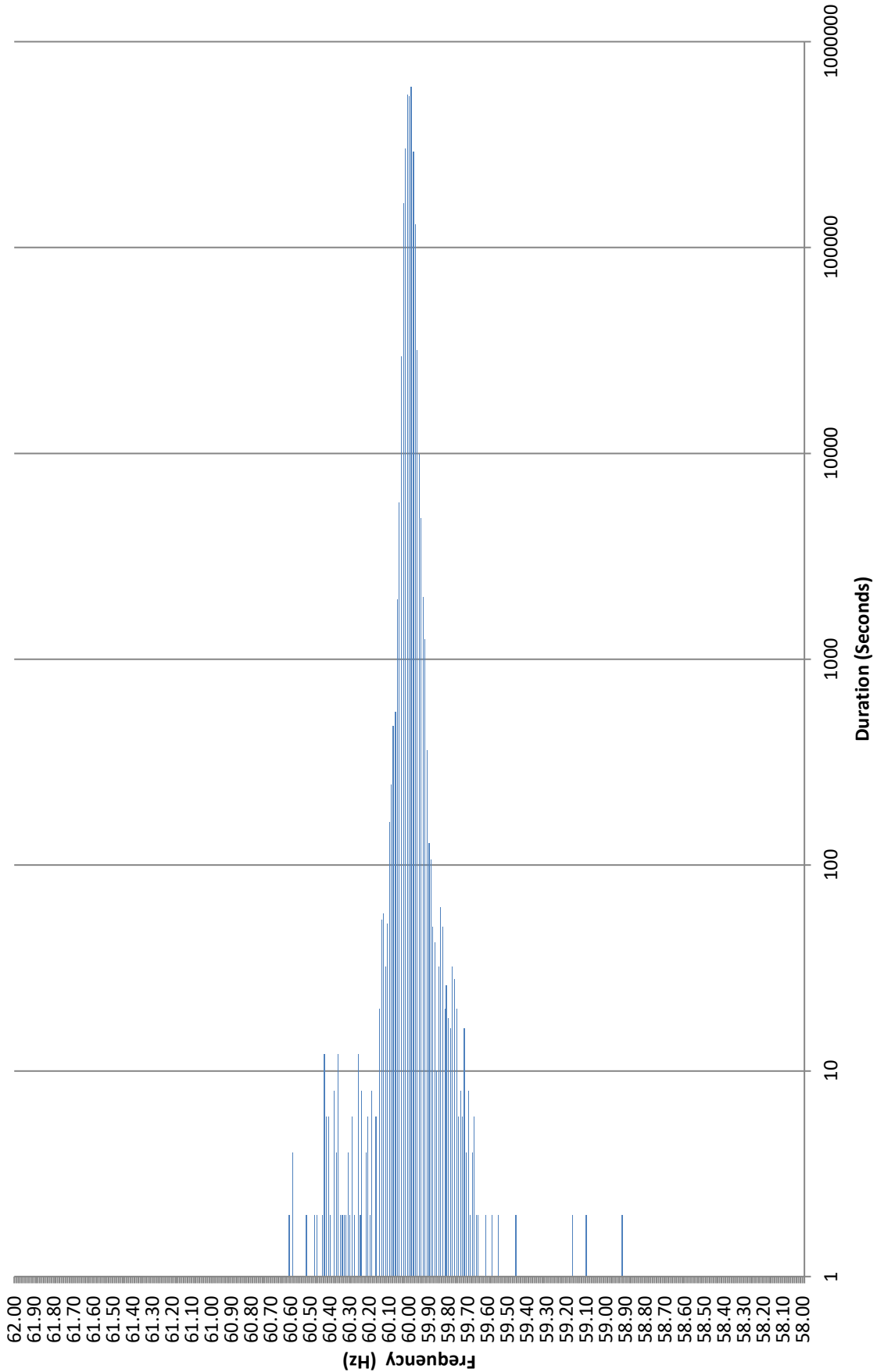
3a) Tabulation of each curtailment event for each resource including the starting date and time, duration, megawatt hours curtailed, peak MW curtailed, and reason for curtailment:

The tabulation of each curtailment event for each resource is provided in Attachment 6.

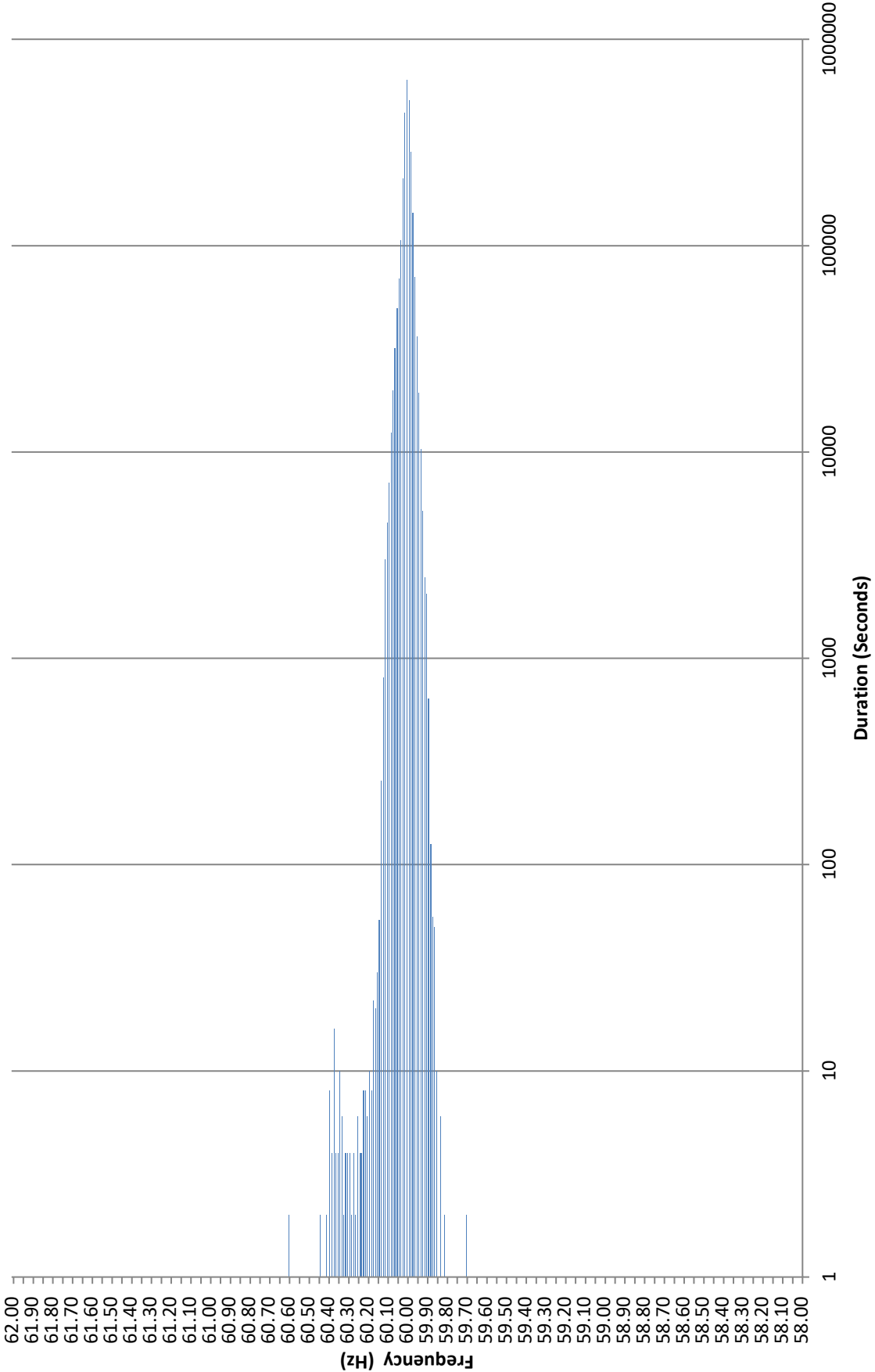
3b) Total MWh of non-dispatchable renewable resources curtailed for the month:

Curtailed MWh from non-dispatchable resources are difficult to determine due to the variability of the resource during curtailment periods. In some cases, the curtailed MWh estimates were provided by the IPPs under curtailment. The Company does not make any representations as to the accuracy of the curtailed MWh. The estimated MWh of non-dispatchable resources curtailed for the month are provided in Attachment 6, corresponding to each curtailment event.

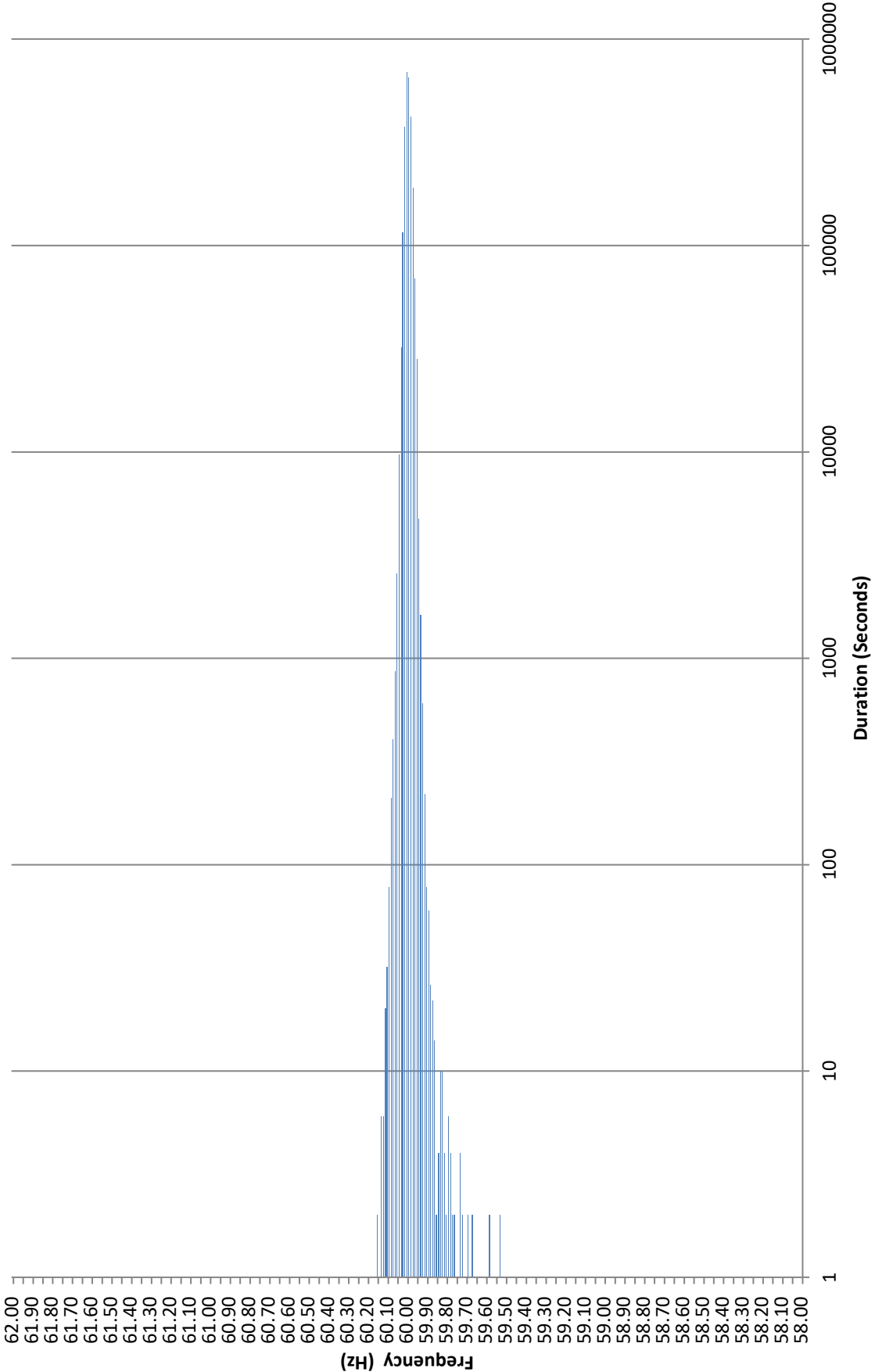
**Frequency Distribution Plot - Hawaiian Electric Company Inc.
December 2020**



**Frequency Distribution Plot - Maui Electric Company, Ltd
December 2020**



**Frequency Distribution Plot - Hawai'i Electric Light Company, Inc.
December 2020**



Hawaiian Electric Company, Inc. Frequency Excursion Statistics December 2020		
Data Rounded to the nearest	<59.95 Hz	>60.05 Hz
Number of Excursions	961	394
Maximum Duration (sec)	298	438
Maximum Deviation (Hz)	58.917	60.608
Total Duration of Excursions (sec)	12550	5228

Maui Electric Company, Ltd Frequency Excursion Statistics December 2020		
	<59.95 Hz	>60.05 Hz
Number of Excursions	7751	10081
Maximum Duration (sec)	624	1062
Maximum Deviation (Hz)	59.701	60.600
Total Duration of Excursions (sec)	55490	101392

Hawai'i Electric Light Company, Inc. Frequency Excursion Statistics December 2020		
	<59.95 Hz	>60.05 Hz
Number of Excursions	4102	389
Maximum Duration (sec)	144	168
Maximum Deviation (Hz)	59.525	60.145
Total Duration of Excursions (sec)	20950	2534

HAWAIIAN ELECTRIC COMPANY, INC.
 CONTINGENCY RESERVE ACTIVATION EVENTS
 December 2020

Event #	Date & Time	Frequency (Hz)			Spinning Reserve Shortfall (MW)	Duration (HH:MM)	Description
		Prior to Event	Nadir	Trigger			
1	12/11/2020 06:48	60.000	59.70	NA	0.00	0:00	KPLP ST tripped offline while generating 6.22MW.
2	12/17/2020 14:00	60.03	59.58	NA	-89.00	0:55	Kahe 2 tripped offline while generating ~10MW.
3	12/28/2020 17:55	60.00	58.92	NA	-69	2:00	Kahe 5 tripped offline while generating ~123MW.

HAWAIIAN ELECTRIC COMPANY, INC.
UNDERFREQUENCY LOAD SHEDDING EVENTS
December 2020

Event #	Date & Time	Frequency (Hz)			Load Shed (MW)	Duration (HH:MM)	Description
		Prior to Event	Nadir	Trigger			
1	12/28/2020 17:55	60.00	58.88	58.90	NA	0:10	Kahe 5 tripped offline while generating ~123MW. Block 1 activated.

HAWAIIAN ELECTRIC COMPANY, INC.
DEMAND RESPONSE EVENTS
December 2020

Event #	Date & Time	Frequency (Hz)			Load Shed (MW)	Duration (HH:MM)	Description
		Prior to Event	Nadir	Trigger			
1	12/11/2020 06:48	60.000	59.70	59.70	NA	0:00	KPLP ST tripped offline while generating 6.22MW. RDLC activated.
2	12/17/2020 14:00	60.03	59.58	59.70	NA	0:01	Kahe 2 tripped offline while generating ~10MW. RDLC activated.
3	12/28/2020 17:55	60.00	58.92	59.70	NA	0:04	Kahe 5 tripped offline while generating ~123MW. RDLC/CIDLC activated.

Hawaiian Electric Company, Inc. Curtailment Report December 2020

Start Date/Time	Curtailment Set Point	MW output prior to start of curtailment	End Date/Time	MW output after curtailment released	Estimated MWh of curtailed energy during event (1)	IPP/Facility	Reason for Curtailment
12/01/20 05:55	0.0	0.00	12/01/20 06:25	0	*	KREP	System Constraints
12/01/20 05:56	0.0	0.00	12/01/20 06:27	0	*	WestL	System Constraints
12/01/20 07:08	0.0	0.00	12/01/20 16:19	0	*	MFO	System Constraints
12/01/20 07:15	0.0	0.00	12/01/20 08:27	0	*	KWMauka	System Constraints
12/01/20 07:15	0.0	1.4	12/01/20 16:10	0	*	KWMakai	System Constraints
12/01/20 07:16	0.0	0.2	12/01/20 16:05	0	*	KWF	System Constraints
12/01/20 07:23	0.0	0.5	12/01/20 16:12	0	*	KSMakai	System Constraints
12/01/20 07:23	0.0	0.7	12/01/20 08:25	0	*	KSMauka	System Constraints
12/01/20 14:45	0.0	2.7	12/01/20 15:13	0	*	KREP	System Constraints
12/01/20 14:47	0.0	15.9	12/01/20 15:14	0	*	WestL	System Constraints
12/01/20 15:27	0.0	1.50	12/01/20 16:10	0	*	KWMauka	System Constraints
12/01/20 15:28	0.0	21.00	12/01/20 16:15	0	*	KSMauka	System Constraints
12/01/20 19:32	0.0	0.00	12/01/20 20:11	0	*	WestL	System Constraints
12/02/20 08:18	0.0	1.07	12/02/20 15:51	0	*	MFO	System Constraints
12/02/20 08:29	0.0	0.63	12/02/20 16:04	0	*	KWF	System Constraints
12/02/20 08:31	0.0	0.12	12/02/20 15:49	0	*	KWMakai	System Constraints
12/02/20 08:38	0.0	-9.19	12/02/20 16:00	0	*	KSMakai	System Constraints
12/02/20 08:39	0.0	-14.84	12/02/20 09:19	0	*	KSMauka	System Constraints
12/02/20 08:46	0.0	0.00	12/02/20 09:23	0	*	KWMauka	System Constraints
12/02/20 10:45	0.0	9.64	12/02/20 11:04	0	*	Lani	System Constraints
12/02/20 15:38	0.0	0.45	12/02/20 15:49	0	*	KWMauka	System Constraints
12/02/20 15:40	0.0	-18.24	12/02/20 15:51	0	*	KSMauka	System Constraints
12/04/20 06:43	0.0	0.00	12/04/20 16:23	0	*	Waianae	System Constraints
12/04/20 06:47	0.0	0.00	12/04/20 08:29	0	*	Aloha1	System Constraints
12/04/20 15:43	0.0	2.70	12/04/20 16:21	0	*	Aloha1	System Constraints
12/04/20 16:43	0.0	-7.50	12/04/20 17:16	0	*	KSMakai	Facility Requested
12/08/20 05:51	0.0	0.00	12/08/20 06:21	0	*	North	System Constraints
12/08/20 05:52	0.0	0.00	12/08/20 06:21	0	*	South	System Constraints
12/08/20 11:34	0.0	1.40	12/08/20 12:41	0	*	North	System Constraints
12/08/20 11:35	0.0	1.00	12/08/20 12:42	0	*	South	System Constraints
12/08/20 11:30	0.0	1.30	12/08/20 12:39	0	*	KWMauka	System Constraints
12/08/20 11:32	0.0	13.80	12/08/20 12:40	0	*	KSMauka	System Constraints
12/14/20 07:53	0.0	0.40	12/14/20 08:05	0	*	North	System Constraints
12/14/20 07:55	0.0	0.10	12/14/20 08:05	0	*	South	System Constraints
12/14/20 15:19	0.0	0.70	12/14/20 16:07	0	*	North	System Constraints
12/14/20 15:20	0.0	0.20	12/14/20 16:08	0	*	South	System Constraints
12/14/20 15:05	0.0	5.50	12/14/20 16:03	0	*	KWMauka	System Constraints
12/14/20 15:09	0.0	23.80	12/14/20 16:05	0	*	KSMauka	System Constraints
12/15/20 06:38	0.0	0.00	12/15/20 09:09	0	*	MFO	System Constraints
12/15/20 06:43	0.0	0.00	12/15/20 09:01	0	*	KWMakai	System Constraints
12/15/20 06:45	0.0	0.00	12/15/20 09:03	0	*	KSMakai	System Constraints
12/15/20 06:50	0.0	7.20	12/15/20 17:15	0	*	NPM	System Constraints
12/15/20 07:07	0.0	2.60	12/15/20 09:20	0	*	KWF	System Constraints
12/15/20 08:04	0.0	0.40	12/15/20 08:52	0	*	North	System Constraints
12/15/20 08:05	0.0	0.10	12/15/20 08:52	0	*	South	System Constraints
12/15/20 11:29	0.0	22.10	12/15/20 12:13	0	*	KSMauka	System Constraints
12/15/20 11:32	0.0	6.20	12/15/20 12:15	0	*	KWMauka	System Constraints
12/15/20 11:36	0.0	4.00	12/15/20 12:10	0	*	North	System Constraints
12/15/20 11:37	0.0	1.30	12/15/20 12:10	0	*	South	System Constraints
12/15/20 16:46	0.0	0.60	12/15/20 17:14	0	*	MFO	System Constraints
12/15/20 16:50	0.0	4.80	12/15/20 17:54	0	*	KWF	System Constraints
12/15/20 16:49	0.0	5.00	12/15/20 17:20	0	*	KWMakai	System Constraints
12/15/20 16:51	0.0	7.20	12/15/20 17:24	0	*	KSMakai	System Constraints
12/16/20 06:29	0.0	0.00	12/16/20 07:52	0	*	KSMakai	System Constraints
12/16/20 06:30	0.0	0.00	12/16/20 07:57	0	*	MFO	System Constraints
12/16/20 06:35	0.0	0.00	12/16/20 07:54	0	*	KWMakai	System Constraints
12/16/20 06:37	0.0	5.00	12/16/20 08:12	0	*	KWF	System Constraints
12/16/20 07:04	0.0	9.20	12/16/20 16:16	0	*	NPM	System Constraints
12/16/20 16:16	3.5	0.21	12/16/20 16:26	-3.45	*	NPM	System Constraints
12/16/20 07:32	0.0	0.00	12/16/20 08:30	0	*	KREP	System Constraints
12/16/20 07:32	0.0	0.00	12/16/20 08:31	0	*	Aloha2	System Constraints

Hawaiian Electric Company, Inc. Curtailment Report December 2020

Start Date/Time	Curtailment Set Point	MW output prior to start of curtailment	End Date/Time	MW output after curtailment released	Estimated MWh of curtailed energy during event (1)	IPP/Facility	Reason for Curtailment
12/16/20 07:35	0.0	0.90	12/16/20 08:43	0	*	WestL	System Constraints
12/16/20 14:19	0.0	4.70	12/16/20 16:10	0	*	KWF	System Constraints
12/16/20 14:21	0.0	1.00	12/16/20 16:13	0	*	MFO	System Constraints
12/16/20 14:26	0.0	5.70	12/16/20 16:27	0	*	KWMakai	System Constraints
12/16/20 14:28	0.0	14.80	12/16/20 16:24	0	*	KSMakai	System Constraints
12/16/20 16:13	0.0	1.20	12/16/20 16:28	0	*	Aloha2	System Constraints
12/16/20 16:13	0.0	0.40	12/16/20 16:28	0	*	KREP	System Constraints
12/16/20 16:15	0.0	5.90	12/16/20 16:28	0	*	WestL	System Constraints
12/17/20 06:51	0.0	0.00	12/17/20 07:27	0	*	KREP	System Constraints
12/17/20 06:53	0.0	0.00	12/17/20 18:04	0	*	Aloha2	System Constraints
12/17/20 06:55	0.0	5.90	12/17/20 07:28	0	*	WestL	System Constraints
12/17/20 17:37	0.0	0.10	12/17/20 18:04	0	*	KREP	System Constraints
12/17/20 17:39	0.0	1.20	12/17/20 18:04	0	*	WestL	System Constraints
12/18/20 10:37	Various	9.36	12/18/20 12:11	4.53	*	Lani	System Constraints
12/18/20 18:53	0.0	0.00	12/18/20 20:15	0	*	WestL	Facility Requested
12/21/20 10:07	Various	10.01	12/21/20 11:33	5.09	*	Lani	System Constraints
12/27/20 10:53	0.0	7.00	12/27/20 13:54	0	*	KSMauka	Oversupply
12/27/20 10:54	0.0	8.30	12/27/20 13:54	0	*	KSMakai	Oversupply
12/27/20 10:57	0.0	3.50	12/27/20 14:09	0	*	Aloha2	Oversupply
12/27/20 11:01	0.0	1.30	12/27/20 14:11	0	*	MFO	Oversupply
12/27/20 11:04	0.0	20.50	12/27/20 14:14	0	*	NPM	Oversupply
12/30/20 10:55	0.0	20.30	12/30/20 13:07	0	*	KSMauka	Oversupply
12/30/20 10:55	0.0	15.50	12/30/20 13:07	0	*	KSMakai	Oversupply
12/30/20 11:15	0.0	3.10	12/30/20 12:42	0	*	Aloha2	Oversupply
12/30/20 11:16	0.0	1.30	12/30/20 12:41	0	*	MFO	Oversupply
12/30/20 11:17	0.0	14.50	12/30/20 12:39	0	*	NPM	Oversupply
12/30/20 11:22	5.7	8.14	12/30/20 12:22	5.7	*	Lani	Oversupply
12/30/20 11:22	24.3	34.12	12/30/20 12:22	13.25	*	Waipio	Oversupply
12/30/20 12:22	9.0	5.7	12/30/20 12:37	9.07	*	Lani	Oversupply
12/30/20 12:22	21.0	13.25	12/30/20 12:37	10.67	*	Waipio	Oversupply

Aloha1 = Aloha Solar Energy Fund I
Aloha2 = Aloha Solar Energy Fund II
KLS2 = Kalaeloa Solar Two
KREP = Kalaeloa Renewable Energy Partners
KWF = Kahuku Wind Power
Lani = Lanikuhana Solar
MFO = Mauka FIT One Solar
NPM = Na Pua Makani Power Partners
KSMakai = Kawaioloa Solar Makai
KSMauka = Kawaioloa Solar Mauka
KWMakai = Kawaioloa Wind Makai
KWMauka = Kawaioloa Wind Mauka
North = Waihonu North
South = Waihonu South
Waianae = EE Waianae Solar Project
Waipio = Waipio PV
WestL = West Loch PV

(1) The estimated MWh of energy curtailed during the event is supplied by IPP, and HECO does not make any representations as to its accuracy.
* Data has not been provided by IPP.



Lanai Curtailment Report

December 2020

Start Date and Time	Duration (h:mm)	IPP Curtailed	Estimated MWh Curtailed	Peak MW Curtailed	Reasons for Curtailment
12/1/2020 7:14	2:20	LSR	Data is not available	Data is not available	Oversupply
12/12/2020 10:03	0:07	LSR	Data is not available	Data is not available	Oversupply
12/12/2020 10:12	0:58	LSR	Data is not available	Data is not available	Oversupply
12/12/2020 11:12	1:40	LSR	Data is not available	Data is not available	Oversupply
12/16/2020 10:04	0:36	LSR	Data is not available	Data is not available	Oversupply
12/16/2020 10:41	0:09	LSR	Data is not available	Data is not available	Oversupply
12/16/2020 10:52	0:06	LSR	Data is not available	Data is not available	Oversupply
12/16/2020 10:59	0:12	LSR	Data is not available	Data is not available	Oversupply
12/30/2020 9:35	0:07	LSR	Data is not available	Data is not available	Oversupply
12/31/2020 8:32	0:10	LSR	Data is not available	Data is not available	Oversupply

Notes:

On June 27, 2012, Maui Electric notified LSR that although LSR has not operated in compliance with the revised ramp rate of 360 kW/minute, Maui Electric would conditionally allow LSR to operate at the allowed capacity of 1.2 MW while the Maui Electric-Lanai Diesel Operator was in the control room.

LSR possible output data is not available. Therefore, Maui Electric assumes LSR is curtailed if the LSR curtailment set point is less than 1,200 kW and LSR's output is within 70 kW of the curtailment set point.

The curtailment reasons have been modified to oversupply, system constraints, and facility requested, to provide continuity with HPUC Docket No. 2013-0141 Decoupling for HECO companies metrics.



Maui Curtailment Report

December 2020

Start Date and Time	Duration (minutes)	IPP Curtailed	Estimated Curtailed MWH	Peak MW Curtailed	Reasons for Curtailment
12/1/2020 6:49	10:56	SSA2	18.3870	2.87000	System Constraint
12/1/2020 7:52	4:40	KWP	Data is not available	Data is not available	System Constraint
12/1/2020 14:18	0:01	KWPPII	0.0005	0.02994	Oversupply
12/1/2020 18:36	0:01	KWP	0.0018	1.34505	System Constraint
12/1/2020 20:44	0:01	KWP	0.0009	10.57582	System Constraint
12/2/2020 2:50	0:01	KWPPII	0.0058	0.34928	Oversupply
12/2/2020 6:49	10:57	SSA2	18.5952	2.87000	System Constraint
12/2/2020 6:55	6:32	KWP	Data is not available	Data is not available	System Constraint
12/2/2020 9:42	0:01	17-2	0.0041	0.70000	Oversupply
12/2/2020 9:43	0:02	SSA3	0.0125	2.04900	Oversupply
12/2/2020 9:44	3:05	17-2	1.7048	0.75000	Oversupply
12/2/2020 9:45	0:02	SSA3	0.0643	0.06800	Oversupply
12/2/2020 9:47	0:02	SSA3	0.0648	0.60100	Oversupply
12/2/2020 9:49	0:04	SSA3	0.1286	0.02000	Oversupply
12/2/2020 9:52	0:01	BS250	Data is not available	Data is not available	Oversupply
12/2/2020 9:53	0:01	KWPPII	0.0057	3.04776	Oversupply
12/2/2020 9:53	0:02	SSA3	0.0648	0.02000	Oversupply
12/2/2020 9:54	0:38	BS250	Data is not available	Data is not available	Oversupply
12/2/2020 9:55	0:15	KWPPII	0.2531	2.94896	Oversupply
12/2/2020 9:55	0:36	SSA3	1.3397	-0.00100	Oversupply
12/2/2020 10:03	0:07	AWE	0.1417	18.70000	Oversupply
12/2/2020 10:11	0:22	AWE	0.4916	18.40000	Oversupply
12/2/2020 10:12	0:08	KWPPII	0.0160	0.26645	Oversupply
12/2/2020 10:31	0:02	SSA3	0.0813	-0.00100	Oversupply
12/2/2020 10:33	1:49	BS250	Data is not available	Data is not available	Oversupply
12/2/2020 10:33	0:48	SSA3	2.0446	0.00600	Oversupply
12/2/2020 10:34	1:46	AWE	4.4864	16.70000	Oversupply
12/2/2020 11:22	0:02	SSA3	0.0899	0.04000	Oversupply
12/2/2020 11:24	0:59	SSA3	2.5359	0.00400	Oversupply
12/2/2020 11:38	0:44	KWPPII	0.6246	2.07176	Oversupply
12/2/2020 12:22	0:02	SSA3	0.0705	1.15300	Oversupply
12/2/2020 12:24	0:02	SSA3	0.0700	1.61200	Oversupply
12/2/2020 12:26	0:02	SSA3	0.0700	0.69900	Oversupply
12/2/2020 12:28	0:02	SSA3	0.0525	0.59500	Oversupply
12/2/2020 12:30	0:02	SSA3	0.0300	1.76700	Oversupply
12/2/2020 12:33	0:02	SSA3	0.0295	1.87100	Oversupply
12/2/2020 12:35	0:02	SSA3	0.0298	1.68300	Oversupply
12/2/2020 12:37	0:02	SSA3	0.0295	1.45400	Oversupply
12/2/2020 12:39	0:02	SSA3	0.0298	1.69000	Oversupply
12/2/2020 12:41	0:02	SSA3	0.0298	1.95500	Oversupply
12/2/2020 12:43	0:02	SSA3	0.0273	2.15900	Oversupply
12/2/2020 12:45	0:02	SSA3	0.0026	2.14700	Oversupply
12/2/2020 23:00	0:01	KWPPII	0.0010	0.05988	Oversupply
12/3/2020 6:50	10:56	SSA2	18.3348	2.87000	System Constraint
12/4/2020 1:54	0:12	KWPPII	0.0945	Data is not available	Oversupply
12/4/2020 2:49	0:10	KWPPII	0.0942	Data is not available	Oversupply
12/4/2020 3:09	1:36	KWPPII	4.0914	Data is not available	Oversupply
12/4/2020 6:47	7:07	17-2	Data is not available	Data is not available	Oversupply
12/4/2020 6:50	11:01	SSA2	16.2392	2.87000	System Constraint
12/4/2020 8:39	5:57	KWPPII	102.3658	Data is not available	Oversupply
12/4/2020 8:39	5:13	SSA3	11.7323	0.01200	Oversupply
12/4/2020 8:40	5:12	BS250	Data is not available	Data is not available	Oversupply
12/4/2020 9:57	0:15	AWE	0.2126	21.00000	Oversupply
12/4/2020 10:15	2:12	AWE	7.1522	21.00000	Oversupply
12/4/2020 12:37	0:05	AWE	0.0854	21.00000	Oversupply
12/4/2020 12:44	0:05	AWE	0.1031	21.00000	Oversupply
12/4/2020 12:53	0:10	AWE	0.1077	21.00000	Oversupply
12/4/2020 13:05	0:01	AWE	0.0019	21.00000	Oversupply
12/4/2020 13:18	0:01	AWE	0.0016	21.00000	Oversupply
12/4/2020 13:21	0:01	AWE	0.0004	21.00000	Oversupply
12/4/2020 13:29	0:01	AWE	0.0019	21.00000	Oversupply
12/4/2020 13:52	0:04	SSA3	0.1339	0.25300	Oversupply
12/4/2020 13:55	0:41	BS250	Data is not available	Data is not available	Oversupply
12/4/2020 13:55	1:02	17-2	0.5849	0.75000	Oversupply
12/4/2020 13:56	0:40	SSA3	1.4679	0.02100	Oversupply
12/4/2020 14:37	0:02	SSA3	0.0650	0.55600	Oversupply
12/4/2020 14:39	0:02	SSA3	0.0650	0.16300	Oversupply
12/4/2020 14:41	0:02	SSA3	0.0644	0.19400	Oversupply
12/4/2020 14:43	0:02	SSA3	0.0599	0.54000	Oversupply
12/4/2020 14:45	0:02	SSA3	0.0275	0.40800	Oversupply
12/4/2020 14:47	0:02	SSA3	0.0275	0.08200	Oversupply
12/4/2020 14:49	0:02	SSA3	0.0277	0.12900	Oversupply
12/4/2020 14:51	0:02	SSA3	0.0277	0.42700	Oversupply
12/4/2020 14:53	0:02	SSA3	0.0275	0.94800	Oversupply
12/5/2020 3:49	0:23	AWE	0.6921	21.00000	Oversupply
12/5/2020 4:04	0:05	KWPPII	0.0045	0.14969	Oversupply
12/5/2020 4:10	0:02	KWPPII	0.0041	0.26346	Oversupply



Maui Curtailment Report

December 2020

Start Date and Time	Duration (minutes)	IPP Curtailed	Estimated Curtailed MWH	Peak MW Curtailed	Reasons for Curtailment
12/5/2020 4:13	0:55	AWE	2.3504	21.0000	Oversupply
12/5/2020 4:13	1:05	KWPPII	8.6394	13.82966	Oversupply
12/5/2020 5:11	0:01	AWE	0.0081	21.0000	Oversupply
12/5/2020 5:13	0:01	AWE	0.0007	21.0000	Oversupply
12/5/2020 5:20	0:05	KWPPII	0.1366	7.89482	Oversupply
12/5/2020 6:51	10:56	SSA2	18.2931	2.8700	System Constraint
12/6/2020 6:52	10:50	SSA2	14.0417	2.8700	System Constraint
12/7/2020 6:52	10:53	SSA2	17.3789	2.8700	System Constraint
12/7/2020 8:37	0:01	BS250	Data is not available	Data is not available	Oversupply
12/7/2020 8:37	0:04	17-2	0.0077	0.2290	Oversupply
12/7/2020 8:37	0:02	SSA3	0.0240	0.02800	Oversupply
12/7/2020 8:38	0:01	KWPPII	0.0133	15.94533	Oversupply
12/7/2020 8:39	0:02	SSA3	0.0242	-0.00200	Oversupply
12/7/2020 8:43	0:01	BS250	Data is not available	Data is not available	Oversupply
12/7/2020 8:43	0:03	17-2	0.0025	0.06500	Oversupply
12/7/2020 8:43	0:02	SSA3	0.0197	0.09900	Oversupply
12/7/2020 9:44	0:01	17-2	0.0004	0.21400	Oversupply
12/7/2020 10:00	0:17	17-2	0.1033	0.75000	Oversupply
12/7/2020 10:00	0:02	SSA3	0.0571	1.31400	Oversupply
12/7/2020 10:02	0:02	BS250	Data is not available	Data is not available	Oversupply
12/7/2020 10:02	0:02	KWPPII	0.0213	13.59315	Oversupply
12/7/2020 10:02	0:02	SSA3	0.0571	0.00200	Oversupply
12/7/2020 10:04	0:02	SSA3	0.0566	-0.00300	Oversupply
12/7/2020 10:06	0:02	SSA3	0.0576	-0.00400	Oversupply
12/7/2020 10:07	0:01	KWPPII	0.0063	10.37474	Oversupply
12/7/2020 10:08	0:02	SSA3	0.0571	0.45300	Oversupply
12/7/2020 10:10	0:02	SSA3	0.0571	0.13200	Oversupply
12/7/2020 10:12	0:02	SSA3	0.0576	0.28000	Oversupply
12/7/2020 10:14	0:02	SSA3	0.0229	1.65200	Oversupply
12/7/2020 10:19	0:02	17-2	0.0018	0.41300	Oversupply
12/7/2020 12:23	0:02	SSA3	0.0325	2.93400	Oversupply
12/7/2020 12:24	0:17	17-2	0.0977	0.75000	Oversupply
12/7/2020 12:25	0:02	SSA3	0.0322	0.01000	Oversupply
12/7/2020 12:27	0:02	SSA3	0.0320	0.12800	Oversupply
12/7/2020 12:29	0:02	SSA3	0.0504	0.11700	Oversupply
12/7/2020 12:31	0:02	SSA3	0.0345	0.39200	Oversupply
12/7/2020 12:33	0:02	SSA3	0.0348	1.42100	Oversupply
12/7/2020 12:35	0:02	SSA3	0.0351	0.38000	Oversupply
12/7/2020 12:37	0:02	SSA3	0.0345	1.14500	Oversupply
12/7/2020 12:39	0:02	SSA3	0.0345	0.44800	Oversupply
12/7/2020 12:41	0:02	SSA3	0.0351	0.77600	Oversupply
12/7/2020 12:42	2:44	17-2	1.4623	0.75000	Oversupply
12/7/2020 12:43	0:02	SSA3	0.0376	0.02100	Oversupply
12/7/2020 12:44	0:08	BS250	Data is not available	Data is not available	Oversupply
12/7/2020 12:44	0:10	KWPPII	0.2441	19.49905	Oversupply
12/7/2020 12:45	0:10	SSA3	0.3059	-0.00400	Oversupply
12/7/2020 12:55	0:02	SSA3	0.0616	0.39300	Oversupply
12/7/2020 12:57	0:02	SSA3	0.0611	1.35400	Oversupply
12/7/2020 12:59	0:02	SSA3	0.0704	2.23700	Oversupply
12/7/2020 13:01	0:02	SSA3	0.0896	1.44000	Oversupply
12/7/2020 13:03	0:02	SSA3	0.0896	0.03400	Oversupply
12/7/2020 13:04	0:07	BS250	Data is not available	Data is not available	Oversupply
12/7/2020 13:05	0:06	KWPPII	0.2607	18.87133	Oversupply
12/7/2020 13:05	0:06	SSA3	0.2695	-0.00300	Oversupply
12/7/2020 13:11	0:02	SSA3	0.0888	0.08600	Oversupply
12/7/2020 13:13	0:02	SSA3	0.0902	0.11800	Oversupply
12/7/2020 13:15	0:02	SSA3	0.0470	0.37800	Oversupply
12/7/2020 13:17	0:02	SSA3	0.0474	1.10600	Oversupply
12/7/2020 13:20	0:47	BS250	Data is not available	Data is not available	Oversupply
12/7/2020 13:20	0:02	SSA3	0.0466	0.08500	Oversupply
12/7/2020 13:21	0:46	KWPPII	9.1067	19.05396	Oversupply
12/7/2020 13:22	0:46	SSA3	1.4932	-0.00300	Oversupply
12/7/2020 13:40	0:13	AWE	0.5830	21.0000	Oversupply
12/7/2020 13:57	0:03	AWE	0.0711	21.0000	Oversupply
12/7/2020 14:08	0:02	SSA3	0.0695	0.12600	Oversupply
12/7/2020 14:09	0:17	BS250	Data is not available	Data is not available	Oversupply
12/7/2020 14:10	0:17	KWPPII	1.0859	15.13299	Oversupply
12/7/2020 14:10	0:16	SSA3	0.5871	-0.00300	Oversupply
12/7/2020 14:26	0:02	SSA3	0.0757	0.11100	Oversupply
12/7/2020 14:28	0:02	SSA3	0.0708	0.12700	Oversupply
12/7/2020 14:30	0:02	SSA3	0.0489	0.59900	Oversupply
12/7/2020 14:32	0:02	SSA3	0.0489	0.06200	Oversupply
12/7/2020 14:34	0:02	SSA3	0.0481	0.79700	Oversupply
12/7/2020 14:36	0:02	SSA3	0.0485	0.08000	Oversupply
12/7/2020 14:38	0:01	BS250	Data is not available	Data is not available	Oversupply
12/7/2020 14:38	0:02	SSA3	0.0485	0.07600	Oversupply
12/7/2020 14:40	0:02	SSA3	0.0481	0.11500	Oversupply



Maui Curtailment Report

December 2020

Start Date and Time	Duration (minutes)	IPP Curtailed	Estimated Curtailed MWH	Peak MW Curtailed	Reasons for Curtailment
12/7/2020 14:42	0:02	SSA3	0.0485	0.15600	Oversupply
12/7/2020 14:44	0:02	SSA3	0.0288	0.90600	Oversupply
12/7/2020 14:46	0:01	BS250	Data is not available	Data is not available	Oversupply
12/7/2020 14:46	0:02	SSA3	0.0355	0.01600	Oversupply
12/7/2020 14:47	0:01	KWPPII	0.0066	17.65283	Oversupply
12/7/2020 14:48	0:02	SSA3	0.0355	0.15200	Oversupply
12/7/2020 15:08	0:02	SSA3	0.0143	2.11400	Oversupply
12/7/2020 15:10	0:02	SSA3	0.0144	0.36500	Oversupply
12/7/2020 15:12	0:02	SSA3	0.0145	1.37500	Oversupply
12/7/2020 15:17	0:02	SSA3	0.0488	0.51500	Oversupply
12/7/2020 15:19	0:02	SSA3	0.0485	0.65000	Oversupply
12/7/2020 15:20	0:03	BS250	Data is not available	Data is not available	Oversupply
12/7/2020 15:21	0:11	KWPPII	0.2290	20.52794	Oversupply
12/7/2020 15:21	0:12	SSA3	0.2266	0.00800	Oversupply
12/7/2020 15:24	0:06	BS250	Data is not available	Data is not available	Oversupply
12/7/2020 15:32	0:03	17-2	0.0034	0.12700	Oversupply
12/7/2020 15:45	0:02	SSA3	0.0013	1.67100	Oversupply
12/8/2020 1:16	0:01	KWPPII	0.0010	0.06088	Oversupply
12/8/2020 3:32	0:01	KWPPII	0.0001	0.00599	Oversupply
12/8/2020 4:38	0:01	KWPPII	0.0049	2.23243	Oversupply
12/8/2020 4:41	0:15	KWPPII	1.2740	19.40324	Oversupply
12/8/2020 4:59	0:30	KWPPII	2.7459	20.11579	Oversupply
12/8/2020 5:41	0:02	KWPPII	0.0320	11.13419	Oversupply
12/8/2020 5:44	0:01	KWPPII	0.0023	10.01049	Oversupply
12/8/2020 5:47	0:06	KWPPII	0.1215	11.36671	Oversupply
12/8/2020 6:56	10:53	SSA2	14.2911	2.87000	System Constraint
12/8/2020 9:01	0:40	KWPPII	4.4114	17.75662	System Constraint
12/8/2020 9:02	0:02	SSA3	0.0435	1.15800	Oversupply
12/8/2020 9:03	0:38	BS250	Data is not available	Data is not available	Oversupply
12/8/2020 9:03	0:14	17-2	0.0256	0.75000	Oversupply
12/8/2020 9:04	0:36	SSA3	0.9203	0.00600	Oversupply
12/8/2020 9:22	0:21	17-2	0.0164	0.15900	Oversupply
12/8/2020 9:41	0:02	SSA3	0.0502	0.26800	Oversupply
12/8/2020 9:48	0:10	17-2	0.0229	0.43000	Oversupply
12/8/2020 9:49	0:02	SSA3	0.0392	0.13000	Oversupply
12/8/2020 9:50	0:01	BS250	Data is not available	Data is not available	Oversupply
12/8/2020 9:50	0:01	KWPPII	0.0126	12.33373	Oversupply
12/8/2020 9:51	0:02	SSA3	0.0392	0.56600	Oversupply
12/8/2020 9:53	0:02	BS250	Data is not available	Data is not available	Oversupply
12/8/2020 9:53	0:02	SSA3	0.0389	0.19900	Oversupply
12/8/2020 9:54	0:02	KWPPII	0.0198	13.67099	Oversupply
12/8/2020 9:55	0:02	SSA3	0.0392	0.12700	Oversupply
12/8/2020 10:01	0:03	17-2	0.0051	0.11200	Oversupply
12/8/2020 10:01	0:02	SSA3	0.0046	0.68500	Oversupply
12/8/2020 10:17	0:30	17-2	0.0492	0.26200	Oversupply
12/8/2020 10:17	0:02	SSA3	0.0600	2.47400	Oversupply
12/8/2020 10:19	0:03	BS250	Data is not available	Data is not available	Oversupply
12/8/2020 10:19	0:02	SSA3	0.0600	0.00100	Oversupply
12/8/2020 10:20	0:01	KWPPII	0.0152	7.45872	Oversupply
12/8/2020 10:21	0:02	SSA3	0.0605	0.06700	Oversupply
12/8/2020 10:23	0:02	SSA3	0.0600	0.10800	Oversupply
12/8/2020 10:25	0:02	SSA3	0.0595	0.34400	Oversupply
12/8/2020 10:27	0:02	SSA3	0.0605	1.31700	Oversupply
12/8/2020 10:29	0:01	BS250	Data is not available	Data is not available	Oversupply
12/8/2020 10:29	0:02	SSA3	0.0746	0.00000	Oversupply
12/8/2020 10:30	0:01	KWPPII	0.0072	9.68316	Oversupply
12/8/2020 10:31	0:02	SSA3	0.0704	0.05700	Oversupply
12/8/2020 10:33	0:01	BS250	Data is not available	Data is not available	Oversupply
12/8/2020 10:33	0:04	KWPPII	0.0225	16.41337	Oversupply
12/8/2020 10:33	0:02	SSA3	0.0716	0.00400	Oversupply
12/8/2020 10:35	0:03	BS250	Data is not available	Data is not available	Oversupply
12/8/2020 10:35	0:02	SSA3	0.0716	0.00800	Oversupply
12/8/2020 10:37	0:02	SSA3	0.0710	0.00500	Oversupply
12/8/2020 10:39	0:03	BS250	Data is not available	Data is not available	Oversupply
12/8/2020 10:39	0:02	SSA3	0.0704	0.00200	Oversupply
12/8/2020 10:40	0:03	KWPPII	0.0369	15.85851	Oversupply
12/8/2020 10:41	0:02	SSA3	0.0710	0.00200	Oversupply
12/8/2020 10:43	0:02	SSA3	0.0577	0.50500	Oversupply
12/8/2020 10:45	0:02	SSA3	0.0358	0.59900	Oversupply
12/8/2020 10:50	0:01	17-2	0.0003	0.21700	Oversupply
12/8/2020 10:51	0:02	SSA3	0.0358	2.79300	Oversupply
12/8/2020 10:52	0:09	17-2	0.0400	0.52800	Oversupply
12/8/2020 10:53	0:02	SSA3	0.0358	0.29900	Oversupply
12/8/2020 10:54	0:01	BS250	Data is not available	Data is not available	Oversupply
12/8/2020 10:55	0:01	KWPPII	0.0025	12.67603	Oversupply
12/8/2020 10:55	0:02	SSA3	0.0361	0.18200	Oversupply
12/8/2020 11:44	0:04	17-2	0.0042	0.11800	Oversupply



Maui Curtailment Report

December 2020

Start Date and Time	Duration (minutes)	IPP Curtailed	Estimated Curtailed MWH	Peak MW Curtailed	Reasons for Curtailment
12/8/2020 11:44	0:02	SSA3	0.0046	0.26700	Oversupply
12/8/2020 11:46	0:02	SSA3	0.0032	2.62000	Oversupply
12/9/2020 6:52	10:54	SSA2	16.8261	2.87000	System Constraint
12/10/2020 6:54	10:53	SSA2	17.0973	2.87000	System Constraint
12/11/2020 6:56	10:51	SSA2	17.2822	2.87000	System Constraint
12/11/2020 10:05	0:07	17-2	0.0197	0.75000	Oversupply
12/11/2020 10:13	0:02	17-2	0.0037	0.75000	Oversupply
12/11/2020 10:26	0:02	17-2	0.0078	0.75000	Oversupply
12/11/2020 10:30	0:02	17-2	0.0030	0.75000	Oversupply
12/11/2020 10:40	0:03	17-2	0.0087	0.75000	Oversupply
12/11/2020 10:44	0:11	17-2	0.0411	0.75000	Oversupply
12/11/2020 10:56	0:08	17-2	0.0516	0.75000	Oversupply
12/11/2020 11:13	0:05	17-2	0.0361	0.75000	Oversupply
12/11/2020 12:27	0:06	17-2	0.0444	0.75000	Oversupply
12/11/2020 12:34	0:02	17-2	0.0108	0.41500	Oversupply
12/11/2020 12:38	0:03	17-2	0.0192	0.75000	Oversupply
12/11/2020 12:43	0:10	17-2	0.0588	0.75000	Oversupply
12/11/2020 12:55	0:50	17-2	0.3097	0.75000	Oversupply
12/11/2020 13:06	0:01	BS250	Data is not available	Data is not available	Oversupply
12/11/2020 13:06	0:02	KWP11	0.0154	15.10405	Oversupply
12/11/2020 13:27	0:02	SSA3	0.0548	1.73900	Oversupply
12/11/2020 13:29	0:02	SSA3	0.0691	1.51200	Oversupply
12/11/2020 13:31	0:02	SSA3	0.0344	1.03100	Oversupply
12/11/2020 13:33	0:02	SSA3	0.0342	0.93900	Oversupply
12/11/2020 13:35	0:01	BS250	Data is not available	Data is not available	Oversupply
12/11/2020 13:35	0:02	SSA3	0.0339	0.02200	Oversupply
12/11/2020 13:37	0:02	SSA3	0.0342	0.14100	Oversupply
12/11/2020 13:39	0:02	SSA3	0.0342	0.14600	Oversupply
12/11/2020 13:41	0:02	SSA3	0.0342	0.45900	Oversupply
12/11/2020 13:43	0:02	SSA3	0.0318	0.86900	Oversupply
12/11/2020 13:46	0:03	17-2	0.0111	0.28600	Oversupply
12/11/2020 13:47	0:02	SSA3	0.0070	0.53900	Oversupply
12/11/2020 14:16	0:01	17-2	0.0022	0.42000	Oversupply
12/11/2020 14:21	0:02	SSA3	-0.0053	2.54500	Oversupply
12/11/2020 14:22	0:01	17-2	0.0080	0.75000	Oversupply
12/11/2020 14:29	0:03	17-2	0.0151	0.75000	Oversupply
12/11/2020 14:33	0:01	17-2	0.0022	0.75000	Oversupply
12/11/2020 14:47	0:02	SSA3	0.0046	2.38400	Oversupply
12/11/2020 14:48	0:04	17-2	0.0358	0.73300	Oversupply
12/11/2020 14:49	0:02	SSA3	0.0046	0.25700	Oversupply
12/11/2020 14:57	0:01	17-2	0.0007	0.68300	Oversupply
12/11/2020 14:59	0:01	17-2	0.0021	0.68300	Oversupply
12/11/2020 15:12	0:04	17-2	0.0394	0.63600	Oversupply
12/11/2020 15:12	0:02	SSA3	0.0130	2.05700	Oversupply
12/11/2020 15:14	0:02	SSA3	0.0087	0.51100	Oversupply
12/11/2020 15:19	0:01	17-2	0.0025	0.59800	Oversupply
12/11/2020 15:24	0:01	17-2	0.0013	0.58600	Oversupply
12/11/2020 15:26	0:03	17-2	0.0062	0.58600	Oversupply
12/12/2020 0:21	1:07	KWP11	4.0071	19.21064	Oversupply
12/12/2020 3:32	0:02	KWP11	0.0105	19.21064	Oversupply
12/12/2020 4:55	1:25	KWP11	9.6849	19.21064	Oversupply
12/12/2020 6:23	0:05	KWP11	0.1572	17.71371	Oversupply
12/12/2020 6:29	0:02	KWP11	0.0098	17.71271	Oversupply
12/12/2020 6:48	0:07	BS250	Data is not available	Data is not available	Oversupply
12/12/2020 6:49	0:07	KWP11	0.2128	17.71371	Oversupply
12/12/2020 6:57	10:52	SSA2	17.8202	2.87000	System Constraint
12/12/2020 7:42	0:01	17-2	0.0002	0.04300	Oversupply
12/12/2020 7:44	5:43	17-2	2.0157	0.75000	Oversupply
12/12/2020 7:44	0:06	SSA3	0.0458	0.14600	Oversupply
12/12/2020 7:45	0:04	BS250	Data is not available	Data is not available	Oversupply
12/12/2020 7:46	0:02	KWP11	0.0163	17.70872	Oversupply
12/12/2020 7:49	0:01	KWP11	0.0001	17.70572	Oversupply
12/12/2020 7:50	0:02	SSA3	0.0193	0.11400	Oversupply
12/12/2020 7:51	0:01	BS250	Data is not available	Data is not available	Oversupply
12/12/2020 7:52	0:08	SSA3	0.0773	0.01200	Oversupply
12/12/2020 7:53	0:07	BS250	Data is not available	Data is not available	Oversupply
12/12/2020 7:55	0:06	KWP11	0.1327	17.71371	Oversupply
12/12/2020 8:01	0:01	BS250	Data is not available	Data is not available	Oversupply
12/12/2020 8:01	0:02	SSA3	0.0262	0.00500	Oversupply
12/12/2020 8:03	0:11	BS250	Data is not available	Data is not available	Oversupply
12/12/2020 8:03	0:07	KWP11	0.0350	17.71371	Oversupply
12/12/2020 8:03	5:23	SSA3	11.5568	0.00400	Oversupply
12/12/2020 8:11	0:02	KWP11	0.0125	17.71371	Oversupply
12/12/2020 8:16	5:09	BS250	Data is not available	Data is not available	Oversupply
12/12/2020 8:17	5:09	KWP11	77.0261	19.14677	Oversupply
12/12/2020 10:00	0:10	AWE	0.3483	21.00000	Oversupply
12/12/2020 10:12	3:06	AWE	17.3297	21.00000	Oversupply



Maui Curtailment Report

December 2020

Start Date and Time	Duration (minutes)	IPP Curtailed	Estimated Curtailed MWH	Peak MW Curtailed	Reasons for Curtailment
12/12/2020 13:28	0:36	BS250	Data is not available	Data is not available	Oversupply
12/12/2020 13:28	0:37	KWP11	2.2674	18.89828	Oversupply
12/12/2020 13:28	1:53	17-2	0.9756	0.75000	Oversupply
12/12/2020 13:28	0:36	SSA3	1.0164	0.86800	Oversupply
12/12/2020 14:04	0:02	SSA3	0.0929	0.12800	Oversupply
12/12/2020 14:05	0:01	BS250	Data is not available	Data is not available	Oversupply
12/12/2020 14:06	1:03	KWP11	5.0630	18.83341	Oversupply
12/12/2020 14:06	1:02	SSA3	2.0903	0.00900	Oversupply
12/12/2020 14:07	1:01	BS250	Data is not available	Data is not available	Oversupply
12/12/2020 15:08	0:02	SSA3	0.0501	0.35000	Oversupply
12/12/2020 15:10	0:02	SSA3	0.0505	0.93100	Oversupply
12/12/2020 15:12	0:02	SSA3	0.0505	0.25800	Oversupply
12/12/2020 15:14	0:02	SSA3	0.0107	0.98400	Oversupply
12/12/2020 15:16	0:02	SSA3	0.0009	1.17600	Oversupply
12/12/2020 15:18	0:02	SSA3	0.0009	1.80300	Oversupply
12/12/2020 15:20	0:02	SSA3	0.0009	1.79300	Oversupply
12/13/2020 6:57	10:52	SSA2	15.4306	2.87000	System Constraint
12/14/2020 6:57	10:50	SSA2	16.8152	2.87000	System Constraint
12/14/2020 8:36	0:01	KWP11	0.0011	0.06786	Oversupply
12/15/2020 7:01	10:48	SSA2	14.1959	2.87000	System Constraint
12/15/2020 10:16	0:01	KWP11	0.0002	0.05988	Oversupply
12/15/2020 10:50	0:04	17-2	0.0149	0.28800	Oversupply
12/15/2020 11:23	0:31	17-2	0.0296	0.75000	Oversupply
12/15/2020 11:23	0:02	SSA3	0.0025	2.55600	Oversupply
12/15/2020 11:31	0:02	SSA3	0.0291	2.55900	Oversupply
12/15/2020 11:33	0:02	SSA3	0.0289	2.57700	Oversupply
12/15/2020 11:37	0:02	SSA3	0.0291	1.10100	Oversupply
12/15/2020 11:39	0:02	SSA3	0.0291	0.59600	Oversupply
12/15/2020 11:47	0:02	SSA3	0.0264	1.79300	Oversupply
12/15/2020 11:49	0:02	SSA3	0.0262	1.74700	Oversupply
12/15/2020 11:51	0:02	SSA3	0.0262	1.82600	Oversupply
12/15/2020 11:55	0:02	SSA3	0.0260	2.60500	Oversupply
12/15/2020 11:56	0:36	17-2	0.2182	0.75000	Oversupply
12/15/2020 11:57	0:02	SSA3	0.0270	1.02900	Oversupply
12/15/2020 11:59	0:02	SSA3	0.0630	0.31600	Oversupply
12/15/2020 12:01	0:02	BS250	Data is not available	Data is not available	Oversupply
12/15/2020 12:01	0:08	SSA3	0.3213	0.01800	Oversupply
12/15/2020 12:02	0:07	KWP11	0.1429	14.81065	Oversupply
12/15/2020 12:04	0:03	BS250	Data is not available	Data is not available	Oversupply
12/15/2020 12:09	0:02	SSA3	0.0793	0.63500	Oversupply
12/15/2020 12:11	0:02	SSA3	0.0813	0.14600	Oversupply
12/15/2020 12:12	0:06	BS250	Data is not available	Data is not available	Oversupply
12/15/2020 12:13	0:05	KWP11	0.1421	11.60422	Oversupply
12/15/2020 12:13	0:02	SSA3	0.0794	-0.00300	Oversupply
12/15/2020 12:15	0:02	SSA3	0.0456	-0.00300	Oversupply
12/15/2020 12:17	0:02	SSA3	0.0456	0.01200	Oversupply
12/15/2020 12:19	0:03	BS250	Data is not available	Data is not available	Oversupply
12/15/2020 12:19	0:02	SSA3	0.0456	0.05200	Oversupply
12/15/2020 12:20	0:02	KWP11	0.0049	13.74983	Oversupply
12/15/2020 12:21	0:02	SSA3	0.0456	0.06900	Oversupply
12/15/2020 12:23	0:02	SSA3	0.0456	0.46500	Oversupply
12/15/2020 12:25	0:02	SSA3	0.0456	0.45600	Oversupply
12/15/2020 12:27	0:02	SSA3	0.0456	0.52900	Oversupply
12/15/2020 12:29	0:02	SSA3	0.0082	0.05500	Oversupply
12/15/2020 12:37	0:08	17-2	0.0336	0.43300	Oversupply
12/15/2020 12:37	0:02	SSA3	0.0137	2.35000	Oversupply
12/15/2020 12:39	0:02	SSA3	0.0137	1.40600	Oversupply
12/15/2020 12:47	0:02	17-2	0.0056	0.31700	Oversupply
12/15/2020 12:48	0:02	SSA3	0.0205	1.24500	Oversupply
12/15/2020 12:52	1:16	17-2	0.3200	0.44000	Oversupply
12/15/2020 12:54	0:02	SSA3	0.0203	0.09900	Oversupply
12/15/2020 12:56	0:32	BS250	Data is not available	Data is not available	Oversupply
12/15/2020 12:56	0:02	SSA3	0.0205	0.03300	Oversupply
12/15/2020 12:58	0:30	SSA3	0.7303	0.00600	Oversupply
12/15/2020 13:01	0:28	KWP11	2.5781	18.85736	Oversupply
12/15/2020 13:28	0:02	SSA3	0.0589	-0.00400	Oversupply
12/15/2020 13:30	0:12	BS250	Data is not available	Data is not available	Oversupply
12/15/2020 13:30	0:12	SSA3	0.4867	-0.00300	Oversupply
12/15/2020 13:31	0:11	KWP11	0.3956	18.02008	Oversupply
12/15/2020 13:42	0:02	SSA3	0.0812	-0.00400	Oversupply
12/15/2020 13:43	0:01	BS250	Data is not available	Data is not available	Oversupply
12/15/2020 13:43	0:01	KWP11	0.0007	16.50818	Oversupply
12/15/2020 13:44	0:02	SSA3	0.0695	-0.00400	Oversupply
12/15/2020 13:46	0:02	SSA3	0.0348	0.43100	Oversupply
12/15/2020 13:50	0:02	SSA3	0.0348	1.10300	Oversupply
12/15/2020 13:51	0:04	BS250	Data is not available	Data is not available	Oversupply
12/15/2020 13:52	0:04	SSA3	0.0693	-0.00300	Oversupply



Maui Curtailment Report

December 2020

Start Date and Time	Duration (minutes)	IPP Curtailed	Estimated Curtailed MWH	Peak MW Curtailed	Reasons for Curtailment
12/15/2020 13:54	0:02	KWPPII	0.0290	18.01209	Oversupply
12/15/2020 14:00	0:02	SSA3	0.0161	2.57200	Oversupply
12/15/2020 14:02	0:02	SSA3	0.0161	2.22900	Oversupply
12/15/2020 14:08	0:02	SSA3	0.0161	2.27400	Oversupply
12/15/2020 14:09	0:05	17-2	0.0134	0.16700	Oversupply
12/15/2020 14:10	0:02	SSA3	0.0161	0.77600	Oversupply
12/16/2020 1:51	0:06	KWPPII	0.0856	11.16512	Oversupply
12/16/2020 3:27	0:02	KWPPII	0.0146	8.62134	Oversupply
12/16/2020 3:31	0:19	KWPPII	0.8536	13.19596	Oversupply
12/16/2020 3:51	0:04	KWPPII	0.0572	10.77492	Oversupply
12/16/2020 4:01	0:05	KWPPII	0.0927	10.55837	Oversupply
12/16/2020 4:09	0:31	KWPPII	1.9577	14.90646	Oversupply
12/16/2020 5:56	0:19	KWPPII	1.6745	15.46531	Oversupply
12/16/2020 6:33	1:12	KWPPII	6.3725	17.37540	Oversupply
12/16/2020 6:46	0:58	BS250	Data is not available	Data is not available	Oversupply
12/16/2020 7:00	0:44	SSA3	0.0505	0.00100	Oversupply
12/16/2020 7:03	10:47	SSA2	13.2674	2.87000	System Constraint
12/16/2020 7:36	0:09	17-2	0.0018	0.01800	Oversupply
12/16/2020 7:51	0:01	17-2	0.0002	0.03000	Oversupply
12/16/2020 8:17	0:19	17-2	0.0144	0.08000	Oversupply
12/16/2020 8:19	0:02	SSA3	0.0073	0.12100	Oversupply
12/16/2020 8:21	0:02	SSA3	0.0073	0.17700	Oversupply
12/16/2020 8:23	0:02	SSA3	0.0074	0.18000	Oversupply
12/16/2020 8:25	0:02	SSA3	0.0074	0.26800	Oversupply
12/16/2020 8:27	0:02	SSA3	0.0074	0.45800	Oversupply
12/16/2020 8:29	0:02	SSA3	0.0094	0.16600	Oversupply
12/16/2020 8:31	0:05	BS250	Data is not available	Data is not available	Oversupply
12/16/2020 8:31	0:04	SSA3	0.0395	0.06200	Oversupply
12/16/2020 8:32	0:04	KWPPII	0.0871	17.71071	Oversupply
12/16/2020 8:38	0:41	17-2	0.1226	0.46500	Oversupply
12/16/2020 8:39	0:02	SSA3	0.0197	0.50500	Oversupply
12/16/2020 8:41	0:02	SSA3	0.0198	0.20100	Oversupply
12/16/2020 8:42	0:02	BS250	Data is not available	Data is not available	Oversupply
12/16/2020 8:43	0:02	SSA3	0.0212	0.02000	Oversupply
12/16/2020 8:45	1:23	BS250	Data is not available	Data is not available	Oversupply
12/16/2020 8:45	1:23	SSA3	1.8925	0.01400	Oversupply
12/16/2020 8:47	0:32	KWPPII	2.9937	17.71371	Oversupply
12/16/2020 9:20	0:49	17-2	0.2376	0.62300	Oversupply
12/16/2020 9:20	0:48	KWPPII	11.5514	17.68576	Oversupply
12/16/2020 9:46	0:02	AWE	0.0166	20.00000	Oversupply
12/16/2020 9:52	0:05	AWE	0.0332	20.20000	Oversupply
12/16/2020 9:58	0:03	AWE	0.0053	20.40000	Oversupply
12/16/2020 10:02	0:02	AWE	0.0107	20.70000	Oversupply
12/16/2020 10:10	0:53	BS250	Data is not available	Data is not available	Oversupply
12/16/2020 10:10	0:54	KWPPII	8.0806	17.71071	Oversupply
12/16/2020 10:10	3:21	17-2	1.8138	0.75000	Oversupply
12/16/2020 10:10	0:52	SSA3	1.8644	0.09700	Oversupply
12/16/2020 10:50	0:08	AWE	0.1588	21.00000	Oversupply
12/16/2020 11:03	0:02	SSA3	0.0878	0.00100	Oversupply
12/16/2020 11:05	0:37	BS250	Data is not available	Data is not available	Oversupply
12/16/2020 11:05	0:43	KWPPII	2.9655	19.13180	Oversupply
12/16/2020 11:05	0:32	SSA3	1.2182	0.01300	Oversupply
12/16/2020 11:37	0:02	SSA3	0.0965	-0.00300	Oversupply
12/16/2020 11:39	0:02	SSA3	0.0981	0.00000	Oversupply
12/16/2020 11:41	0:02	SSA3	0.0965	-0.00600	Oversupply
12/16/2020 11:43	0:02	SSA3	0.0929	0.00300	Oversupply
12/16/2020 11:44	0:04	BS250	Data is not available	Data is not available	Oversupply
12/16/2020 11:45	0:02	SSA3	0.0386	-0.00100	Oversupply
12/16/2020 11:47	0:02	SSA3	0.0383	0.06400	Oversupply
12/16/2020 11:49	0:02	BS250	Data is not available	Data is not available	Oversupply
12/16/2020 11:49	0:02	SSA3	0.0379	0.00200	Oversupply
12/16/2020 11:50	0:01	KWPPII	0.0120	17.90432	Oversupply
12/16/2020 11:51	0:02	SSA3	0.0383	0.18200	Oversupply
12/16/2020 11:53	0:02	SSA3	0.0383	0.70500	Oversupply
12/16/2020 12:03	0:02	SSA3	0.0639	0.23900	Oversupply
12/16/2020 12:05	0:02	BS250	Data is not available	Data is not available	Oversupply
12/16/2020 12:05	0:02	KWPPII	0.0383	17.60792	Oversupply
12/16/2020 12:05	0:02	SSA3	0.0639	0.00600	Oversupply
12/16/2020 12:07	0:02	SSA3	0.0639	0.01200	Oversupply
12/16/2020 12:08	0:01	BS250	Data is not available	Data is not available	Oversupply
12/16/2020 12:08	0:01	KWPPII	0.0079	18.41527	Oversupply
12/16/2020 12:09	0:02	SSA3	0.0634	0.13400	Oversupply
12/16/2020 12:11	0:02	SSA3	0.0645	1.17100	Oversupply
12/16/2020 12:13	0:02	SSA3	0.0568	1.10000	Oversupply
12/16/2020 12:15	0:02	SSA3	0.0504	1.11500	Oversupply
12/16/2020 12:17	0:02	SSA3	0.0504	1.39300	Oversupply
12/16/2020 12:19	0:02	SSA3	0.0504	2.13700	Oversupply



Maui Curtailment Report

December 2020

Start Date and Time	Duration (minutes)	IPP Curtailed	Estimated Curtailed MWH	Peak MW Curtailed	Reasons for Curtailment
12/16/2020 12:21	0:02	SSA3	0.0504	1.39100	Oversupply
12/16/2020 12:23	0:02	SSA3	0.0504	0.52600	Oversupply
12/16/2020 12:25	0:01	KWP11	0.0006	18.96814	Oversupply
12/16/2020 12:25	0:02	SSA3	0.0504	1.04900	Oversupply
12/16/2020 12:27	0:02	SSA3	0.0509	1.02400	Oversupply
12/16/2020 12:29	0:02	SSA3	0.0185	1.16600	Oversupply
12/16/2020 12:33	0:02	SSA3	0.0164	2.63700	Oversupply
12/16/2020 12:35	0:02	SSA3	0.0164	0.05300	Oversupply
12/16/2020 12:39	0:02	SSA3	0.0164	2.74000	Oversupply
12/16/2020 12:41	0:02	SSA3	0.0164	2.36600	Oversupply
12/16/2020 12:50	0:02	SSA3	0.0649	0.35600	Oversupply
12/16/2020 12:52	0:02	SSA3	0.0643	1.85400	Oversupply
12/16/2020 12:54	0:08	SSA3	0.2511	0.15900	Oversupply
12/16/2020 12:56	0:05	BS250	Data is not available	Data is not available	Oversupply
12/16/2020 12:57	0:05	KWP11	0.0435	19.17272	Oversupply
12/16/2020 13:02	0:02	SSA3	0.0581	0.27200	Oversupply
12/16/2020 13:03	0:01	KWP11	0.0043	18.64580	Oversupply
12/16/2020 13:04	0:01	BS250	Data is not available	Data is not available	Oversupply
12/16/2020 13:04	0:02	SSA3	0.0586	0.01100	Oversupply
12/16/2020 13:06	0:02	SSA3	0.0576	0.89900	Oversupply
12/16/2020 13:08	0:02	SSA3	0.0576	0.98200	Oversupply
12/16/2020 13:10	0:02	SSA3	0.0576	1.44300	Oversupply
12/16/2020 13:12	0:02	SSA3	0.0571	0.03800	Oversupply
12/16/2020 13:14	0:02	SSA3	0.0506	0.10500	Oversupply
12/16/2020 13:16	0:02	SSA3	0.0433	0.35600	Oversupply
12/16/2020 13:18	0:02	SSA3	0.0433	0.11500	Oversupply
12/16/2020 13:20	0:02	SSA3	0.0433	1.99900	Oversupply
12/16/2020 13:22	0:02	SSA3	0.0433	0.62800	Oversupply
12/16/2020 13:24	0:02	SSA3	0.0433	0.94100	Oversupply
12/16/2020 13:26	0:02	SSA3	0.0433	2.31600	Oversupply
12/16/2020 13:28	0:02	SSA3	0.0321	0.72000	Oversupply
12/16/2020 13:36	0:02	17-2	0.0160	0.75000	Oversupply
12/16/2020 13:36	0:02	SSA3	0.0009	2.67900	Oversupply
12/16/2020 13:40	0:03	17-2	0.0168	0.75000	Oversupply
12/16/2020 15:01	0:07	17-2	0.0478	0.75000	Oversupply
12/16/2020 15:01	0:02	SSA3	0.0044	1.65000	Oversupply
12/16/2020 15:03	0:02	SSA3	0.0044	0.47700	Oversupply
12/16/2020 15:05	0:02	SSA3	0.0044	1.11300	Oversupply
12/17/2020 3:14	0:01	KWP11	0.0076	19.16174	Oversupply
12/17/2020 3:16	0:06	KWP11	0.0736	19.14677	Oversupply
12/17/2020 3:23	0:02	KWP11	0.0044	19.14178	Oversupply
12/17/2020 3:26	0:13	KWP11	0.1452	19.19966	Oversupply
12/17/2020 3:47	0:02	KWP11	0.0050	19.20266	Oversupply
12/17/2020 7:00	10:50	SSA2	14.2943	2.87000	System Constraint
12/17/2020 8:21	0:03	17-2	0.0104	0.34400	Oversupply
12/17/2020 8:31	0:04	17-2	0.0144	0.40000	Oversupply
12/17/2020 8:31	0:02	SSA3	0.0031	1.02400	Oversupply
12/17/2020 8:43	0:02	SSA3	-0.0009	1.22200	Oversupply
12/17/2020 8:44	0:02	17-2	0.0058	0.29800	Oversupply
12/17/2020 8:49	0:06	17-2	0.0361	0.49700	Oversupply
12/17/2020 8:50	0:02	SSA3	0.0003	1.29400	Oversupply
12/17/2020 8:52	0:02	SSA3	0.0003	1.00400	Oversupply
12/17/2020 10:17	0:02	SSA3	0.0471	2.37100	Oversupply
12/17/2020 10:18	3:19	17-2	1.7796	0.75000	Oversupply
12/17/2020 10:19	0:02	SSA3	0.0467	0.07000	Oversupply
12/17/2020 10:21	0:02	SSA3	0.0467	1.59200	Oversupply
12/17/2020 10:23	0:02	SSA3	0.0467	0.63200	Oversupply
12/17/2020 10:24	0:13	BS250	Data is not available	Data is not available	Oversupply
12/17/2020 10:25	0:12	KWP11	1.2515	16.70577	Oversupply
12/17/2020 10:25	0:12	SSA3	0.2777	0.02700	Oversupply
12/17/2020 10:37	0:02	SSA3	0.0466	0.44100	Oversupply
12/17/2020 10:39	0:02	SSA3	0.0470	2.24300	Oversupply
12/17/2020 10:41	0:02	SSA3	0.0466	1.78800	Oversupply
12/17/2020 10:43	0:02	SSA3	0.0456	1.46900	Oversupply
12/17/2020 10:45	0:02	SSA3	0.0386	1.79000	Oversupply
12/17/2020 10:47	0:02	SSA3	0.0399	0.56700	Oversupply
12/17/2020 10:49	0:02	SSA3	0.0402	0.69000	Oversupply
12/17/2020 10:51	0:02	SSA3	0.0383	0.52500	Oversupply
12/17/2020 10:53	0:02	SSA3	0.0383	1.14300	Oversupply
12/17/2020 10:55	0:02	SSA3	0.0383	1.68600	Oversupply
12/17/2020 10:57	0:02	SSA3	0.0383	1.68700	Oversupply
12/17/2020 10:59	0:02	SSA3	0.0508	1.06600	Oversupply
12/17/2020 11:01	0:02	SSA3	0.0580	1.92700	Oversupply
12/17/2020 11:03	0:02	SSA3	0.0580	2.00300	Oversupply
12/17/2020 11:05	0:02	SSA3	0.0575	1.58700	Oversupply
12/17/2020 11:07	0:02	SSA3	0.0580	0.93500	Oversupply
12/17/2020 11:09	0:02	BS250	Data is not available	Data is not available	Oversupply



Maui Curtailment Report

December 2020

Start Date and Time	Duration (minutes)	IPP Curtailed	Estimated Curtailed MWH	Peak MW Curtailed	Reasons for Curtailment
12/17/2020 11:09	0:03	KWPPII	0.0227	12.87462	Oversupply
12/17/2020 11:09	1:23	SSA3	3.3098	0.00600	Oversupply
12/17/2020 11:12	1:21	BS250	Data is not available	Data is not available	Oversupply
12/17/2020 11:13	1:20	KWPPII	11.1829	16.77463	Oversupply
12/17/2020 12:24	0:05	AWE	0.2227	14.20000	Oversupply
12/17/2020 12:32	0:02	SSA3	0.0813	0.15900	Oversupply
12/17/2020 12:34	0:32	BS250	Data is not available	Data is not available	Oversupply
12/17/2020 12:34	0:32	KWPPII	5.6154	15.91439	Oversupply
12/17/2020 12:34	0:32	SSA3	1.3011	0.00700	Oversupply
12/17/2020 12:44	0:07	AWE	0.1616	17.40000	Oversupply
12/17/2020 12:55	0:01	AWE	0.0011	16.30000	Oversupply
12/17/2020 12:59	0:03	AWE	0.0857	19.70000	Oversupply
12/17/2020 13:06	0:02	SSA3	0.0746	2.20000	Oversupply
12/17/2020 13:08	0:04	BS250	Data is not available	Data is not available	Oversupply
12/17/2020 13:08	0:04	KWPPII	0.2603	8.79897	Oversupply
12/17/2020 13:08	0:04	SSA3	0.1491	0.02700	Oversupply
12/17/2020 13:13	0:02	SSA3	0.0743	1.91200	Oversupply
12/17/2020 13:15	0:02	SSA3	0.0326	1.80600	Oversupply
12/17/2020 13:17	0:02	SSA3	0.0328	0.76500	Oversupply
12/17/2020 13:19	0:02	SSA3	0.0336	0.16800	Oversupply
12/17/2020 13:21	0:02	SSA3	0.0331	1.34400	Oversupply
12/17/2020 13:23	0:02	SSA3	0.0334	2.23000	Oversupply
12/17/2020 13:25	0:02	SSA3	0.0326	0.80000	Oversupply
12/17/2020 13:27	0:02	SSA3	0.0331	1.88000	Oversupply
12/17/2020 13:29	0:02	SSA3	0.0423	1.78100	Oversupply
12/17/2020 13:31	0:02	SSA3	0.0117	2.33000	Oversupply
12/17/2020 13:33	0:02	SSA3	0.0117	0.36800	Oversupply
12/17/2020 14:27	0:10	17-2	0.0921	0.75000	Oversupply
12/17/2020 14:27	0:02	SSA3	0.0063	0.05700	Oversupply
12/17/2020 14:29	0:02	SSA3	0.0332	2.06700	Oversupply
12/17/2020 14:31	0:02	SSA3	0.0340	1.76300	Oversupply
12/17/2020 14:33	0:02	SSA3	0.0343	1.19200	Oversupply
12/17/2020 14:35	0:02	SSA3	0.0343	1.29700	Oversupply
12/17/2020 14:38	0:55	17-2	0.4125	0.75000	Oversupply
12/17/2020 14:39	0:02	SSA3	0.0340	0.02600	Oversupply
12/17/2020 14:41	0:02	SSA3	0.0343	0.61400	Oversupply
12/17/2020 14:43	0:06	BS250	Data is not available	Data is not available	Oversupply
12/17/2020 14:43	0:06	SSA3	0.1916	0.01900	Oversupply
12/17/2020 14:44	0:38	KWPPII	3.0168	19.19866	Oversupply
12/17/2020 14:49	0:32	SSA3	0.9718	0.04900	Oversupply
12/17/2020 14:50	0:31	BS250	Data is not available	Data is not available	Oversupply
12/17/2020 15:22	0:02	SSA3	0.0423	0.86900	Oversupply
12/17/2020 15:24	0:02	SSA3	0.0423	0.14700	Oversupply
12/17/2020 15:26	0:02	SSA3	0.0423	0.04900	Oversupply
12/17/2020 15:28	0:01	KWPPII	0.0037	19.20266	Oversupply
12/17/2020 15:28	0:02	SSA3	0.0401	0.01000	Oversupply
12/17/2020 15:29	0:01	BS250	Data is not available	Data is not available	Oversupply
12/17/2020 15:30	0:02	SSA3	0.0021	0.49900	Oversupply
12/17/2020 15:36	0:50	17-2	0.3875	0.61300	Oversupply
12/17/2020 15:36	0:02	SSA3	0.0021	0.55500	Oversupply
12/17/2020 15:40	0:02	SSA3	0.0021	0.48800	Oversupply
12/17/2020 15:42	0:02	SSA3	0.0021	0.37700	Oversupply
12/17/2020 15:46	0:04	SSA3	0.0059	0.17900	Oversupply
12/17/2020 15:50	0:02	SSA3	0.0030	0.10100	Oversupply
12/17/2020 16:12	0:02	SSA3	0.0007	0.09600	Oversupply
12/17/2020 16:14	0:02	SSA3	0.0007	0.16000	Oversupply
12/17/2020 16:18	0:02	SSA3	0.0019	0.20000	Oversupply
12/17/2020 16:20	0:02	SSA3	0.0019	0.12600	Oversupply
12/17/2020 16:22	0:02	SSA3	0.0019	0.17900	Oversupply
12/17/2020 16:28	0:01	17-2	0.0019	0.35000	Oversupply
12/17/2020 16:30	0:01	17-2	0.0039	0.36500	Oversupply
12/17/2020 16:32	0:01	17-2	0.0009	0.42000	Oversupply
12/17/2020 18:03	0:58	KWPPII	4.7224	19.21064	Oversupply
12/17/2020 19:03	0:14	KWPPII	0.6302	19.21064	Oversupply
12/17/2020 23:50	0:01	KWPPII	0.0136	19.21064	Oversupply
12/17/2020 23:55	4:16	KWPPII	32.1380	19.21064	Oversupply
12/18/2020 4:19	0:35	KWPPII	3.4490	19.21064	Oversupply
12/18/2020 5:20	0:04	KWPPII	0.0284	19.21064	Oversupply
12/18/2020 5:27	0:01	KWPPII	0.0052	19.21064	Oversupply
12/18/2020 5:30	0:30	KWPPII	1.8619	19.21064	Oversupply
12/18/2020 7:00	10:54	SSA2	18.9712	2.87000	System Constraint
12/18/2020 8:37	6:41	17-2	2.5293	0.75000	Oversupply
12/18/2020 8:40	0:02	SSA3	0.0092	1.13600	Oversupply
12/18/2020 8:42	0:02	SSA3	0.0092	0.58100	Oversupply
12/18/2020 8:44	0:02	SSA3	0.0233	0.50100	Oversupply
12/18/2020 8:46	0:02	SSA3	0.0342	0.04300	Oversupply
12/18/2020 8:48	0:02	SSA3	0.0337	0.39500	Oversupply



Maui Curtailment Report

December 2020

Start Date and Time	Duration (minutes)	IPP Curtailed	Estimated Curtailed MWH	Peak MW Curtailed	Reasons for Curtailment
12/18/2020 8:50	0:02	SSA3	0.0337	0.11100	Oversupply
12/18/2020 8:52	0:02	SSA3	0.0339	0.46700	Oversupply
12/18/2020 8:54	0:02	SSA3	0.0342	0.36500	Oversupply
12/18/2020 8:56	0:02	SSA3	0.0339	0.04100	Oversupply
12/18/2020 8:58	0:02	SSA3	0.0360	0.07000	Oversupply
12/18/2020 9:00	0:02	SSA3	0.0460	0.12100	Oversupply
12/18/2020 9:02	4:16	SSA3	9.6855	0.20400	Oversupply
12/18/2020 9:04	4:15	BS250	Data is not available	Data is not available	Oversupply
12/18/2020 9:04	4:15	KWP11	62.4873	19.21064	Oversupply
12/18/2020 9:47	0:01	AWE	0.0061	21.00000	Oversupply
12/18/2020 9:49	0:37	AWE	1.2759	21.00000	Oversupply
12/18/2020 11:03	0:03	AWE	0.0335	21.00000	Oversupply
12/18/2020 11:13	0:01	AWE	0.0047	21.00000	Oversupply
12/18/2020 11:16	0:02	AWE	0.0311	21.00000	Oversupply
12/18/2020 11:21	0:23	AWE	0.5500	21.00000	Oversupply
12/18/2020 11:49	0:07	AWE	0.1157	21.00000	Oversupply
12/18/2020 11:57	0:12	AWE	0.3737	21.00000	Oversupply
12/18/2020 12:10	0:02	AWE	0.0197	21.00000	Oversupply
12/18/2020 12:13	0:03	AWE	0.0426	21.00000	Oversupply
12/18/2020 12:25	0:04	AWE	0.0435	21.00000	Oversupply
12/18/2020 12:30	0:01	AWE	0.0001	21.00000	Oversupply
12/18/2020 12:32	0:04	AWE	0.0896	21.00000	Oversupply
12/18/2020 12:37	0:13	AWE	0.5219	21.00000	Oversupply
12/18/2020 12:51	0:01	AWE	0.0015	21.00000	Oversupply
12/18/2020 13:00	0:05	AWE	0.0478	21.00000	Oversupply
12/18/2020 13:08	0:01	AWE	0.0047	21.00000	Oversupply
12/18/2020 13:20	1:55	SSA3	4.2040	2.47000	Oversupply
12/18/2020 13:21	1:53	BS250	Data is not available	Data is not available	Oversupply
12/18/2020 13:21	1:55	KWP11	23.0183	19.21064	Oversupply
12/18/2020 13:29	0:02	AWE	0.0153	21.00000	Oversupply
12/18/2020 15:16	0:02	SSA3	0.0101	0.39300	Oversupply
12/18/2020 15:19	0:09	17-2	0.0277	0.70400	Oversupply
12/18/2020 15:22	0:02	SSA3	0.0101	0.04000	Oversupply
12/18/2020 15:24	0:02	SSA3	0.0101	0.34300	Oversupply
12/18/2020 15:26	0:02	SSA3	0.0101	1.00800	Oversupply
12/18/2020 19:34	5:22	KWP11	83.8341	19.21064	Oversupply
12/18/2020 22:13	0:23	AWE	0.4091	21.00000	Oversupply
12/18/2020 22:37	0:01	AWE	0.0051	20.90000	Oversupply
12/18/2020 22:42	0:02	AWE	0.0055	21.00000	Oversupply
12/18/2020 22:45	0:10	AWE	0.1883	21.00000	Oversupply
12/18/2020 22:56	0:20	AWE	0.5385	21.00000	Oversupply
12/18/2020 23:27	0:02	AWE	0.0020	21.00000	Oversupply
12/18/2020 23:33	0:01	AWE	0.0014	21.00000	Oversupply
12/18/2020 23:35	0:01	AWE	0.0021	21.00000	Oversupply
12/19/2020 0:09	0:43	AWE	2.5711	21.00000	Oversupply
12/19/2020 0:58	5:25	KWP11	60.0546	19.21064	Oversupply
12/19/2020 6:24	0:05	KWP11	0.0248	19.21064	Oversupply
12/19/2020 7:01	10:52	SSA2	14.3765	2.87000	System Constraint
12/19/2020 7:46	0:08	17-2	0.0061	0.05600	Oversupply
12/19/2020 7:55	7:14	17-2	3.4601	0.75000	Oversupply
12/19/2020 7:57	0:02	SSA3	0.0043	0.50700	Oversupply
12/19/2020 7:59	0:02	SSA3	0.0129	0.58800	Oversupply
12/19/2020 8:01	0:02	SSA3	0.0276	0.26200	Oversupply
12/19/2020 8:03	0:02	BS250	Data is not available	Data is not available	Oversupply
12/19/2020 8:03	0:02	SSA3	0.0273	0.00800	Oversupply
12/19/2020 8:05	0:01	KWP11	0.0047	19.21064	Oversupply
12/19/2020 8:05	0:02	SSA3	0.0273	0.11400	Oversupply
12/19/2020 8:07	0:02	SSA3	0.0273	0.44900	Oversupply
12/19/2020 8:09	0:02	SSA3	0.0271	0.07400	Oversupply
12/19/2020 8:10	0:04	BS250	Data is not available	Data is not available	Oversupply
12/19/2020 8:11	0:02	SSA3	0.0273	0.00000	Oversupply
12/19/2020 8:12	0:01	KWP11	0.0057	19.21064	Oversupply
12/19/2020 8:13	0:02	SSA3	0.0280	0.05800	Oversupply
12/19/2020 8:15	0:02	SSA3	0.0322	0.14900	Oversupply
12/19/2020 8:17	0:02	SSA3	0.0322	0.23100	Oversupply
12/19/2020 8:19	4:41	SSA3	7.2651	0.02100	Oversupply
12/19/2020 8:20	0:01	BS250	Data is not available	Data is not available	Oversupply
12/19/2020 8:22	2:48	BS250	Data is not available	Data is not available	Oversupply
12/19/2020 8:22	2:55	KWP11	20.4212	19.21064	Oversupply
12/19/2020 11:11	0:05	BS250	Data is not available	Data is not available	Oversupply
12/19/2020 11:17	1:44	BS250	Data is not available	Data is not available	Oversupply
12/19/2020 11:18	1:43	KWP11	16.2864	19.21064	Oversupply
12/19/2020 11:50	0:01	AWE	0.0016	21.00000	Oversupply
12/19/2020 13:01	0:02	SSA3	0.0422	0.42400	Oversupply
12/19/2020 13:03	0:02	SSA3	0.0422	0.83500	Oversupply
12/19/2020 13:05	0:02	SSA3	0.0419	0.20800	Oversupply
12/19/2020 13:07	0:01	KWP11	0.0006	19.20665	Oversupply



Maui Curtailment Report

December 2020

Start Date and Time	Duration (minutes)	IPP Curtailed	Estimated Curtailed MWH	Peak MW Curtailed	Reasons for Curtailment
12/19/2020 13:07	0:02	SSA3	0.0422	0.09700	Oversupply
12/19/2020 13:08	0:01	BS250	Data is not available	Data is not available	Oversupply
12/19/2020 13:09	0:02	SSA3	0.0422	0.65700	Oversupply
12/19/2020 13:11	0:16	SSA3	0.3767	0.09100	Oversupply
12/19/2020 13:12	1:47	BS250	Data is not available	Data is not available	Oversupply
12/19/2020 13:14	0:05	KWPPII	0.0705	19.21064	Oversupply
12/19/2020 13:20	0:05	KWPPII	0.1725	19.21064	Oversupply
12/19/2020 13:26	0:02	KWPPII	0.0033	19.21064	Oversupply
12/19/2020 13:27	0:02	SSA3	0.0487	0.00100	Oversupply
12/19/2020 13:29	1:30	KWPPII	13.2598	19.21064	Oversupply
12/19/2020 13:29	1:29	SSA3	3.0478	0.02700	Oversupply
12/19/2020 14:58	0:02	SSA3	0.0581	0.24500	Oversupply
12/19/2020 15:00	0:02	SSA3	0.0167	0.16900	Oversupply
12/19/2020 15:02	0:02	SSA3	0.0167	0.41900	Oversupply
12/19/2020 15:04	0:02	SSA3	0.0167	1.03400	Oversupply
12/19/2020 15:06	0:02	SSA3	0.0167	1.79400	Oversupply
12/19/2020 15:12	0:01	17-2	0.0006	0.30000	Oversupply
12/19/2020 15:20	0:02	17-2	0.0017	0.74400	Oversupply
12/19/2020 15:26	0:01	17-2	0.0011	0.62500	Oversupply
12/19/2020 20:36	1:35	KWPPII	14.9955	19.20765	Oversupply
12/19/2020 22:31	0:01	KWPPII	0.0014	19.17172	Oversupply
12/19/2020 22:33	0:20	KWPPII	1.4183	19.18769	Oversupply
12/19/2020 23:22	0:10	KWPPII	0.3795	19.13879	Oversupply
12/19/2020 23:34	3:07	KWPPII	20.2282	19.14777	Oversupply
12/20/2020 2:42	0:02	KWPPII	0.0288	15.81659	Oversupply
12/20/2020 2:58	3:39	KWPPII	39.6425	19.21064	Oversupply
12/20/2020 6:54	0:07	BS250	Data is not available	Data is not available	Oversupply
12/20/2020 6:56	0:04	KWPPII	0.0376	19.20864	Oversupply
12/20/2020 7:02	10:51	SSA2	15.9315	2.87000	System Constraint
12/20/2020 7:30	0:02	SSA3	0.0030	0.00600	Oversupply
12/20/2020 7:33	0:02	BS250	Data is not available	Data is not available	Oversupply
12/20/2020 7:34	6:33	17-2	2.5883	0.75000	Oversupply
12/20/2020 7:34	0:08	SSA3	0.0121	0.00300	Oversupply
12/20/2020 7:39	0:01	BS250	Data is not available	Data is not available	Oversupply
12/20/2020 7:42	0:02	SSA3	0.0030	0.00500	Oversupply
12/20/2020 7:44	0:02	SSA3	-0.0018	0.24400	Oversupply
12/20/2020 7:46	0:02	SSA3	0.0102	0.14500	Oversupply
12/20/2020 7:48	0:02	SSA3	0.0103	0.16200	Oversupply
12/20/2020 7:50	0:02	SSA3	0.0103	0.23900	Oversupply
12/20/2020 7:52	0:02	SSA3	0.0103	0.27600	Oversupply
12/20/2020 7:56	0:02	SSA3	0.0103	0.16200	Oversupply
12/20/2020 7:58	0:02	SSA3	0.0127	0.40600	Oversupply
12/20/2020 8:00	0:02	SSA3	0.0159	0.11300	Oversupply
12/20/2020 8:02	0:18	BS250	Data is not available	Data is not available	Oversupply
12/20/2020 8:02	0:18	SSA3	0.1649	0.01800	Oversupply
12/20/2020 8:04	0:14	KWPPII	0.1853	19.20665	Oversupply
12/20/2020 8:21	0:02	SSA3	0.0229	0.08500	Oversupply
12/20/2020 8:23	0:02	SSA3	0.0230	0.14600	Oversupply
12/20/2020 8:25	1:57	BS250	Data is not available	Data is not available	Oversupply
12/20/2020 8:25	1:57	SSA3	2.6808	0.01300	Oversupply
12/20/2020 8:28	1:55	KWPPII	21.5119	19.21064	Oversupply
12/20/2020 10:10	0:08	AWE	0.1507	21.00000	Oversupply
12/20/2020 10:21	0:02	SSA3	0.0687	-0.00700	Oversupply
12/20/2020 10:23	3:28	SSA3	7.2439	1.05600	Oversupply
12/20/2020 10:24	1:39	BS250	Data is not available	Data is not available	Oversupply
12/20/2020 10:25	1:39	KWPPII	20.3967	17.71071	Oversupply
12/20/2020 11:45	0:05	AWE	0.0613	21.00000	Oversupply
12/20/2020 11:51	0:01	AWE	0.0029	21.00000	Oversupply
12/20/2020 11:58	0:02	AWE	0.0097	21.00000	Oversupply
12/20/2020 12:05	1:46	BS250	Data is not available	Data is not available	Oversupply
12/20/2020 12:06	1:46	KWPPII	11.9918	17.68476	Oversupply
12/20/2020 13:51	0:02	SSA3	0.0621	0.38700	Oversupply
12/20/2020 13:53	0:02	SSA3	0.0621	0.05000	Oversupply
12/20/2020 13:55	0:02	SSA3	0.0621	0.23700	Oversupply
12/20/2020 13:57	0:02	SSA3	0.0621	0.25300	Oversupply
12/20/2020 13:59	0:02	SSA3	0.0181	0.70400	Oversupply
12/20/2020 14:01	0:02	SSA3	0.0070	1.03400	Oversupply
12/20/2020 14:03	0:02	SSA3	0.0070	2.29400	Oversupply
12/20/2020 15:35	0:04	17-2	0.0184	0.75000	Oversupply
12/20/2020 15:36	0:02	SSA3	0.0057	0.39900	Oversupply
12/20/2020 15:40	0:03	17-2	0.0144	0.51700	Oversupply
12/20/2020 15:40	0:02	SSA3	0.0057	1.50200	Oversupply
12/20/2020 22:31	0:11	KWPPII	0.4618	19.21064	Oversupply
12/20/2020 23:36	0:01	KWPPII	0.0011	19.21064	Oversupply
12/20/2020 23:38	0:01	KWPPII	0.0013	19.21064	Oversupply
12/20/2020 23:43	0:51	KWPPII	2.0211	19.21064	Oversupply
12/21/2020 0:38	4:29	KWPPII	31.0779	19.21064	Oversupply



Maui Curtailment Report

December 2020

Start Date and Time	Duration (minutes)	IPP Curtailed	Estimated Curtailed MWH	Peak MW Curtailed	Reasons for Curtailment
12/21/2020 7:00	10:52	SSA2	16.2389	2.87000	System Constraint
12/21/2020 9:04	0:02	SSA3	0.0190	1.43700	Oversupply
12/21/2020 9:05	6:41	17-2	3.6975	0.75000	Oversupply
12/21/2020 9:06	0:02	SSA3	0.0190	1.15000	Oversupply
12/21/2020 9:08	0:02	SSA3	0.0190	0.86100	Oversupply
12/21/2020 9:10	0:02	SSA3	0.0190	0.56900	Oversupply
12/21/2020 9:12	0:02	SSA3	0.0190	0.85400	Oversupply
12/21/2020 9:14	0:02	SSA3	0.0372	0.26600	Oversupply
12/21/2020 9:16	0:02	SSA3	0.0427	0.85400	Oversupply
12/21/2020 9:18	0:04	SSA3	0.0864	0.11600	Oversupply
12/21/2020 9:22	0:01	BS250	Data is not available	Data is not available	Oversupply
12/21/2020 9:23	0:02	SSA3	0.0427	0.10200	Oversupply
12/21/2020 9:24	0:01	BS250	Data is not available	Data is not available	Oversupply
12/21/2020 9:25	0:02	SSA3	0.0430	0.03200	Oversupply
12/21/2020 9:27	0:02	SSA3	0.0430	0.96600	Oversupply
12/21/2020 9:29	0:02	SSA3	0.0472	0.09600	Oversupply
12/21/2020 9:31	0:02	SSA3	0.0566	0.60500	Oversupply
12/21/2020 9:33	0:02	SSA3	0.0566	0.30700	Oversupply
12/21/2020 9:34	6:06	BS250	Data is not available	Data is not available	Oversupply
12/21/2020 9:35	6:06	KWPPII	92.9029	19.21064	Oversupply
12/21/2020 9:35	6:07	SSA3	13.4196	0.00600	Oversupply
12/21/2020 11:15	3:24	AWE	31.4442	21.00000	Oversupply
12/21/2020 11:34	0:03	SAG	Data is not available	Data is not available	Oversupply
12/21/2020 11:35	0:01	KWP	0.0009	28.35165	Oversupply
12/21/2020 11:38	0:01	SAG	Data is not available	Data is not available	Oversupply
12/21/2020 15:41	0:02	SSA3	0.0479	0.86600	Oversupply
12/21/2020 15:49	0:01	17-2	0.0013	0.55600	Oversupply
12/21/2020 15:51	0:01	17-2	0.0092	0.55600	Oversupply
12/21/2020 22:35	0:02	KWPPII	0.0241	17.96918	Oversupply
12/21/2020 22:43	0:06	KWPPII	0.0941	18.97013	Oversupply
12/21/2020 22:50	0:07	KWPPII	0.0439	18.43124	Oversupply
12/21/2020 23:02	1:16	KWPPII	5.7868	19.13978	Oversupply
12/22/2020 0:47	0:01	KWPPII	0.0083	11.54135	Oversupply
12/22/2020 0:49	0:35	KWPPII	4.8066	17.62788	Oversupply
12/22/2020 7:01	10:52	SSA2	18.0837	2.87000	System Constraint
12/22/2020 9:32	0:06	17-2	0.0294	0.63300	Oversupply
12/22/2020 9:39	0:08	17-2	0.0727	0.66600	Oversupply
12/22/2020 9:39	0:02	SSA3	0.0041	1.86300	Oversupply
12/22/2020 9:41	0:02	SSA3	0.0041	1.53300	Oversupply
12/22/2020 9:43	0:02	SSA3	0.0041	1.52200	Oversupply
12/22/2020 9:45	0:02	SSA3	0.0091	1.09600	Oversupply
12/22/2020 9:51	0:08	17-2	0.0715	0.69800	Oversupply
12/22/2020 9:51	0:02	SSA3	0.0092	1.39500	Oversupply
12/22/2020 9:53	0:02	SSA3	0.0092	1.92300	Oversupply
12/22/2020 10:00	0:02	17-2	0.0073	0.70900	Oversupply
12/22/2020 10:05	0:01	17-2	0.0050	0.72000	Oversupply
12/22/2020 10:10	3:03	17-2	2.0077	0.75000	Oversupply
12/22/2020 10:15	0:02	SSA3	0.0277	1.56800	Oversupply
12/22/2020 10:17	0:02	SSA3	0.0275	0.85800	Oversupply
12/22/2020 10:19	0:02	SSA3	0.0280	1.00600	Oversupply
12/22/2020 10:22	0:02	SSA3	0.0280	1.17600	Oversupply
12/22/2020 10:24	0:02	SSA3	0.0275	1.33900	Oversupply
12/22/2020 10:26	0:02	SSA3	0.0277	1.26000	Oversupply
12/22/2020 10:28	0:02	SSA3	0.0273	1.96800	Oversupply
12/22/2020 10:34	0:02	SSA3	0.0198	2.31200	Oversupply
12/22/2020 10:36	0:02	SSA3	0.0198	1.58600	Oversupply
12/22/2020 10:38	0:02	SSA3	0.0198	1.97700	Oversupply
12/22/2020 10:40	0:02	SSA3	0.0198	2.30000	Oversupply
12/22/2020 10:42	0:02	SSA3	0.0198	1.52100	Oversupply
12/22/2020 10:44	0:02	SSA3	0.0366	1.27200	Oversupply
12/22/2020 10:46	0:02	SSA3	0.0515	0.85500	Oversupply
12/22/2020 10:48	0:02	SSA3	0.0511	1.06200	Oversupply
12/22/2020 10:50	0:02	SSA3	0.0515	1.17100	Oversupply
12/22/2020 10:52	0:02	SSA3	0.0520	0.22900	Oversupply
12/22/2020 10:54	0:02	SSA3	0.0609	0.95500	Oversupply
12/22/2020 10:56	0:02	SSA3	0.0515	0.94500	Oversupply
12/22/2020 10:58	0:02	SSA3	0.0569	1.40300	Oversupply
12/22/2020 11:00	0:02	SSA3	0.0743	0.85000	Oversupply
12/22/2020 11:02	0:02	SSA3	0.0743	0.92900	Oversupply
12/22/2020 11:04	0:02	SSA3	0.0737	0.31000	Oversupply
12/22/2020 11:06	0:02	SSA3	0.0730	0.02700	Oversupply
12/22/2020 11:07	0:01	BS250	Data is not available	Data is not available	Oversupply
12/22/2020 11:07	0:02	KWPPII	0.0068	1.77536	Oversupply
12/22/2020 11:08	0:02	SSA3	0.0743	-0.00400	Oversupply
12/22/2020 11:10	0:02	SSA3	0.0737	-0.00300	Oversupply
12/22/2020 11:12	0:02	SSA3	0.0737	0.18300	Oversupply
12/22/2020 11:14	0:02	SSA3	0.0468	1.77500	Oversupply



Maui Curtailment Report

December 2020

Start Date and Time	Duration (minutes)	IPP Curtailed	Estimated Curtailed MWH	Peak MW Curtailed	Reasons for Curtailment
12/22/2020 11:16	0:02	SSA3	0.0458	1.22300	Oversupply
12/22/2020 11:18	0:02	SSA3	0.0462	1.50800	Oversupply
12/22/2020 11:20	0:02	SSA3	0.0466	0.61300	Oversupply
12/22/2020 11:22	0:02	SSA3	0.0454	0.82100	Oversupply
12/22/2020 11:24	0:02	SSA3	0.0462	2.00700	Oversupply
12/22/2020 11:26	0:02	SSA3	0.0454	1.41500	Oversupply
12/22/2020 11:28	0:02	SSA3	0.0419	1.56700	Oversupply
12/22/2020 11:30	0:02	SSA3	0.0454	1.80500	Oversupply
12/22/2020 11:33	0:02	SSA3	0.0454	1.26100	Oversupply
12/22/2020 11:35	0:02	SSA3	0.0454	1.49600	Oversupply
12/22/2020 11:37	0:02	SSA3	0.0454	1.50800	Oversupply
12/22/2020 11:39	0:02	SSA3	0.0454	1.52900	Oversupply
12/22/2020 11:41	0:02	SSA3	0.0458	2.17200	Oversupply
12/22/2020 11:43	0:02	SSA3	0.0472	2.10500	Oversupply
12/22/2020 11:45	0:02	SSA3	0.0423	0.57700	Oversupply
12/22/2020 11:47	0:02	SSA3	0.0426	1.10700	Oversupply
12/22/2020 11:49	0:02	SSA3	0.0426	0.50300	Oversupply
12/22/2020 11:50	0:01	BSS250	Data is not available	Data is not available	Oversupply
12/22/2020 11:51	0:02	SSA3	0.0430	0.02000	Oversupply
12/22/2020 11:53	0:02	SSA3	0.0430	0.63300	Oversupply
12/22/2020 11:57	0:02	SSA3	0.0433	0.36200	Oversupply
12/22/2020 11:59	0:02	SSA3	0.0443	0.30200	Oversupply
12/22/2020 12:01	0:02	SSA3	0.0357	0.15900	Oversupply
12/22/2020 12:03	0:02	SSA3	0.0363	0.71400	Oversupply
12/22/2020 12:05	0:02	SSA3	0.0360	1.00000	Oversupply
12/22/2020 12:07	0:02	SSA3	0.0360	0.04600	Oversupply
12/22/2020 12:09	0:02	SSA3	0.0360	0.63500	Oversupply
12/22/2020 12:11	0:02	SSA3	0.0357	0.38800	Oversupply
12/22/2020 12:13	0:02	SSA3	0.0329	0.10800	Oversupply
12/22/2020 12:15	0:02	SSA3	0.0459	0.72600	Oversupply
12/22/2020 12:17	0:02	SSA3	0.0459	0.62500	Oversupply
12/22/2020 12:19	0:02	SSA3	0.0463	0.70500	Oversupply
12/22/2020 12:21	0:02	SSA3	0.0467	1.05200	Oversupply
12/22/2020 12:23	0:02	SSA3	0.0463	1.03300	Oversupply
12/22/2020 12:25	0:02	SSA3	0.0463	1.50200	Oversupply
12/22/2020 12:27	0:02	SSA3	0.0463	1.17000	Oversupply
12/22/2020 12:29	0:02	SSA3	0.0412	0.60000	Oversupply
12/22/2020 12:31	0:02	SSA3	0.0575	1.21400	Oversupply
12/22/2020 12:33	0:02	SSA3	0.0575	0.62900	Oversupply
12/22/2020 12:35	0:02	SSA3	0.0575	1.40800	Oversupply
12/22/2020 12:37	0:02	SSA3	0.0575	1.34800	Oversupply
12/22/2020 12:39	0:02	SSA3	0.0575	0.34200	Oversupply
12/22/2020 12:41	0:02	SSA3	0.0575	1.27600	Oversupply
12/22/2020 12:43	0:02	SSA3	0.0510	1.03600	Oversupply
12/22/2020 12:45	0:02	SSA3	0.0373	2.02900	Oversupply
12/22/2020 12:47	0:02	SSA3	0.0373	2.29300	Oversupply
12/22/2020 12:49	0:02	SSA3	0.0373	1.66600	Oversupply
12/22/2020 12:51	0:02	SSA3	0.0370	1.02200	Oversupply
12/22/2020 12:53	0:02	SSA3	0.0373	1.40700	Oversupply
12/22/2020 12:55	0:02	SSA3	0.0373	2.06500	Oversupply
12/22/2020 12:57	0:02	SSA3	0.0373	2.57900	Oversupply
12/22/2020 12:59	0:02	SSA3	0.0253	1.18700	Oversupply
12/22/2020 13:01	0:02	SSA3	0.0182	2.26200	Oversupply
12/22/2020 13:03	0:02	SSA3	0.0179	1.65000	Oversupply
12/22/2020 13:05	0:02	SSA3	0.0178	1.27700	Oversupply
12/22/2020 13:14	0:04	17-2	0.0359	0.75000	Oversupply
12/22/2020 13:14	0:02	SSA3	0.0234	2.66600	Oversupply
12/23/2020 7:01	10:51	SSA2	17.2498	2.87000	System Constraint
12/23/2020 7:09	0:01	KWP11	0.0004	0.02295	Oversupply
12/23/2020 11:23	0:01	KWP11	0.0005	0.03293	Oversupply
12/23/2020 22:44	0:01	AWE	0.0017	0.10000	Oversupply
12/23/2020 22:48	0:01	AWE	0.0017	0.10000	Oversupply
12/23/2020 22:50	0:01	AWE	0.0017	0.10000	Oversupply
12/23/2020 23:01	0:01	AWE	0.0017	0.10000	Oversupply
12/24/2020 7:02	10:51	SSA2	18.0473	2.87000	System Constraint
12/24/2020 9:28	0:01	17-2	0.0039	0.64400	Oversupply
12/24/2020 9:30	0:10	17-2	0.0778	0.72100	Oversupply
12/24/2020 9:30	0:02	SSA3	0.0100	1.75000	Oversupply
12/24/2020 9:32	0:02	SSA3	0.0100	1.03200	Oversupply
12/24/2020 9:34	0:02	SSA3	0.0100	1.68600	Oversupply
12/24/2020 9:43	0:02	SSA3	0.0103	1.86100	Oversupply
12/24/2020 9:44	3:55	17-2	2.4868	0.75000	Oversupply
12/24/2020 9:45	0:02	SSA3	0.0263	0.10500	Oversupply
12/24/2020 9:47	0:02	SSA3	0.0267	1.04500	Oversupply
12/24/2020 9:49	0:02	SSA3	0.0261	1.32700	Oversupply
12/24/2020 9:51	0:02	SSA3	0.0263	1.57400	Oversupply
12/24/2020 9:55	0:02	SSA3	0.0259	1.49900	Oversupply



Maui Curtailment Report

December 2020

Start Date and Time	Duration (minutes)	IPP Curtailed	Estimated Curtailed MWH	Peak MW Curtailed	Reasons for Curtailment
12/24/2020 9:57	0:02	SSA3	0.0259	0.11200	Oversupply
12/24/2020 9:59	0:02	SSA3	0.0277	0.93100	Oversupply
12/24/2020 10:01	0:02	SSA3	0.0326	1.08600	Oversupply
12/24/2020 10:03	0:02	SSA3	0.0321	1.67200	Oversupply
12/24/2020 10:05	0:02	SSA3	0.0331	2.05400	Oversupply
12/24/2020 10:07	0:02	SSA3	0.0321	1.61000	Oversupply
12/24/2020 10:09	0:02	SSA3	0.0318	1.69100	Oversupply
12/24/2020 10:11	0:02	SSA3	0.0337	0.97600	Oversupply
12/24/2020 10:13	0:02	SSA3	0.0315	0.84100	Oversupply
12/24/2020 10:15	0:02	SSA3	0.0316	0.80800	Oversupply
12/24/2020 10:17	0:02	SSA3	0.0329	0.50300	Oversupply
12/24/2020 10:19	0:02	SSA3	0.0319	0.61900	Oversupply
12/24/2020 10:21	0:02	SSA3	0.0329	1.05300	Oversupply
12/24/2020 10:24	0:02	SSA3	0.0319	1.01200	Oversupply
12/24/2020 10:26	0:02	SSA3	0.0327	1.70100	Oversupply
12/24/2020 10:30	0:02	SSA3	0.0422	2.21000	Oversupply
12/24/2020 10:32	0:02	SSA3	0.0446	2.22900	Oversupply
12/24/2020 10:34	0:02	SSA3	0.0429	1.96100	Oversupply
12/24/2020 10:36	0:02	SSA3	0.0432	1.31600	Oversupply
12/24/2020 10:38	0:02	SSA3	0.0443	1.24200	Oversupply
12/24/2020 10:40	0:01	BS250	Data is not available	Data is not available	Oversupply
12/24/2020 10:40	0:02	SSA3	0.0425	0.00400	Oversupply
12/24/2020 10:42	0:02	SSA3	0.0429	0.32300	Oversupply
12/24/2020 10:44	0:02	SSA3	0.0617	0.83000	Oversupply
12/24/2020 10:46	0:02	SSA3	0.0707	0.92200	Oversupply
12/24/2020 10:48	0:04	SSA3	0.1385	0.80500	Oversupply
12/24/2020 10:52	0:02	SSA3	0.0695	0.22200	Oversupply
12/24/2020 10:54	2:21	BS250	Data is not available	Data is not available	Oversupply
12/24/2020 10:54	2:21	SSA3	6.2339	0.03500	Oversupply
12/24/2020 10:55	2:20	KWP11	18.4709	14.15799	Oversupply
12/24/2020 11:24	0:23	AWE	0.5001	18.30000	Oversupply
12/24/2020 11:48	0:49	AWE	2.7272	19.00000	Oversupply
12/24/2020 12:38	0:05	AWE	0.2172	17.90000	Oversupply
12/24/2020 12:47	0:05	AWE	0.1042	17.80000	Oversupply
12/24/2020 12:58	0:03	AWE	0.0829	17.20000	Oversupply
12/24/2020 13:03	0:04	AWE	0.1116	19.20000	Oversupply
12/24/2020 13:08	0:01	AWE	0.0163	17.80000	Oversupply
12/24/2020 13:15	0:02	SSA3	0.0838	0.13900	Oversupply
12/24/2020 13:17	0:09	BS250	Data is not available	Data is not available	Oversupply
12/24/2020 13:17	0:10	KWP11	0.4428	8.71315	Oversupply
12/24/2020 13:17	0:10	SSA3	0.4204	0.01200	Oversupply
12/24/2020 13:27	0:02	SSA3	0.0838	0.07900	Oversupply
12/24/2020 13:29	0:02	SSA3	0.0190	0.41900	Oversupply
12/24/2020 13:31	0:02	SSA3	0.0158	0.61300	Oversupply
12/24/2020 13:34	0:02	SSA3	0.0156	1.51200	Oversupply
12/24/2020 13:36	0:02	SSA3	0.0158	2.58600	Oversupply
12/24/2020 15:47	1:07	17-2	0.4351	0.53300	Oversupply
12/24/2020 15:49	0:57	BS250	Data is not available	Data is not available	Oversupply
12/24/2020 15:49	0:57	KWP11	6.6800	17.30554	Oversupply
12/24/2020 15:49	0:57	SSA3	1.0204	0.02400	Oversupply
12/24/2020 16:46	0:02	SSA3	0.0119	0.00800	Oversupply
12/24/2020 16:48	0:02	SSA3	0.0119	0.14500	Oversupply
12/24/2020 16:50	0:02	SSA3	0.0118	0.35700	Oversupply
12/24/2020 16:52	0:02	SSA3	0.0120	0.51200	Oversupply
12/24/2020 16:55	0:05	17-2	0.0133	0.23600	Oversupply
12/24/2020 16:56	0:02	SSA3	0.0119	0.46600	Oversupply
12/25/2020 0:27	0:01	KWP11	0.0048	17.48617	Oversupply
12/25/2020 0:37	0:02	KWP11	0.0211	17.54206	Oversupply
12/25/2020 0:44	2:17	KWP11	9.4935	17.59295	Oversupply
12/25/2020 2:44	0:02	AWE	0.0335	9.80000	Oversupply
12/25/2020 2:47	0:09	AWE	0.0984	11.00000	Oversupply
12/25/2020 3:03	0:19	KWP11	2.5595	11.02242	Oversupply
12/25/2020 3:10	0:04	AWE	0.0640	9.90000	Oversupply
12/25/2020 3:16	0:01	AWE	0.0034	9.50000	Oversupply
12/25/2020 3:24	0:05	KWP11	0.1655	6.10250	Oversupply
12/25/2020 3:30	0:01	KWP11	0.0134	4.58361	Oversupply
12/25/2020 3:32	0:01	KWP11	0.0013	4.24630	Oversupply
12/25/2020 3:34	0:04	KWP11	0.0526	4.59059	Oversupply
12/25/2020 3:40	0:02	KWP11	0.0189	2.96892	Oversupply
12/25/2020 3:44	0:01	KWP11	0.0035	2.56375	Oversupply
12/25/2020 7:03	10:52	SSA2	18.4986	2.87000	System Constraint
12/25/2020 8:18	0:02	17-2	0.0013	0.05000	Oversupply
12/25/2020 8:18	0:02	SSA3	0.0070	0.22300	Oversupply
12/25/2020 10:07	0:01	17-2	0.0106	0.72800	Oversupply
12/25/2020 10:09	0:04	17-2	0.0488	0.75000	Oversupply
12/25/2020 10:09	0:02	SSA3	0.0060	2.07400	Oversupply
12/25/2020 10:11	0:02	SSA3	0.0060	1.62000	Oversupply



Maui Curtailment Report

December 2020

Start Date and Time	Duration (minutes)	IPP Curtailed	Estimated Curtailed MWH	Peak MW Curtailed	Reasons for Curtailment
12/25/2020 10:14	0:01	17-2	0.0072	0.75000	Oversupply
12/25/2020 10:15	0:02	SSA3	0.0459	2.13200	Oversupply
12/25/2020 10:16	4:09	17-2	2.9425	0.75000	Oversupply
12/25/2020 10:17	0:02	SSA3	0.0459	1.07200	Oversupply
12/25/2020 10:19	0:02	SSA3	0.0455	1.68200	Oversupply
12/25/2020 10:21	0:04	SSA3	0.0913	1.24800	Oversupply
12/25/2020 10:25	0:02	SSA3	0.0451	0.21800	Oversupply
12/25/2020 10:27	0:02	SSA3	0.0459	0.83800	Oversupply
12/25/2020 10:29	0:02	SSA3	0.0666	0.36900	Oversupply
12/25/2020 10:31	0:06	BS250	Data is not available	Data is not available	Oversupply
12/25/2020 10:31	3:34	SSA3	9.1640	0.03400	Oversupply
12/25/2020 10:32	0:01	KWPPII	0.0026	2.20249	Oversupply
12/25/2020 10:34	0:01	KWPPII	0.0012	1.57378	Oversupply
12/25/2020 10:38	0:01	KWPPII	0.0009	1.66659	Oversupply
12/25/2020 10:39	3:27	BS250	Data is not available	Data is not available	Oversupply
12/25/2020 10:40	3:25	KWPPII	18.9925	11.95051	Oversupply
12/25/2020 10:42	0:03	AWE	0.0262	20.20000	Oversupply
12/25/2020 10:47	0:01	AWE	0.0084	19.00000	Oversupply
12/25/2020 10:52	0:01	AWE	0.0033	18.40000	Oversupply
12/25/2020 10:55	2:42	AWE	15.7671	20.90000	Oversupply
12/25/2020 13:38	0:18	AWE	0.5949	19.70000	Oversupply
12/25/2020 13:57	0:01	AWE	0.0094	18.00000	Oversupply
12/25/2020 14:05	0:02	SSA3	0.0764	0.03700	Oversupply
12/25/2020 14:07	0:06	BS250	Data is not available	Data is not available	Oversupply
12/25/2020 14:07	0:06	KWPPII	0.3202	8.02356	Oversupply
12/25/2020 14:07	0:08	SSA3	0.2898	0.02100	Oversupply
12/25/2020 14:15	0:02	SSA3	0.0300	0.67800	Oversupply
12/25/2020 14:17	0:02	SSA3	0.0295	0.75500	Oversupply
12/25/2020 14:19	0:02	SSA3	0.0295	0.58400	Oversupply
12/25/2020 14:21	0:02	SSA3	0.0295	0.52100	Oversupply
12/25/2020 14:29	0:02	SSA3	0.0345	2.25000	Oversupply
12/25/2020 14:30	0:28	17-2	0.2596	0.75000	Oversupply
12/25/2020 14:33	0:02	SSA3	0.0264	1.66600	Oversupply
12/25/2020 14:35	0:02	SSA3	0.0266	2.21800	Oversupply
12/25/2020 14:37	0:02	SSA3	0.0266	2.25200	Oversupply
12/25/2020 14:39	0:02	SSA3	0.0266	1.26700	Oversupply
12/25/2020 14:41	0:02	SSA3	0.0266	0.94200	Oversupply
12/25/2020 14:43	0:02	SSA3	0.0286	1.11700	Oversupply
12/25/2020 14:45	0:02	SSA3	0.0312	1.29700	Oversupply
12/25/2020 14:47	0:02	SSA3	0.0314	0.31900	Oversupply
12/25/2020 14:50	0:02	SSA3	0.0314	1.09900	Oversupply
12/25/2020 14:52	0:02	SSA3	0.0314	0.37400	Oversupply
12/25/2020 14:54	0:02	SSA3	0.0314	0.79800	Oversupply
12/25/2020 14:59	0:05	17-2	0.0408	0.75000	Oversupply
12/25/2020 15:00	0:02	SSA3	0.0244	0.31000	Oversupply
12/25/2020 15:02	0:02	SSA3	0.0242	0.91700	Oversupply
12/25/2020 15:10	0:18	17-2	0.1204	0.75000	Oversupply
12/25/2020 15:12	0:02	KWPPII	0.0273	15.19686	Oversupply
12/25/2020 15:12	0:02	SSA3	0.0244	0.02400	Oversupply
12/25/2020 15:13	0:02	BS250	Data is not available	Data is not available	Oversupply
12/25/2020 15:14	0:02	SSA3	0.0212	0.01700	Oversupply
12/25/2020 15:15	0:01	KWPPII	0.0094	15.94832	Oversupply
12/25/2020 15:16	0:02	SSA3	0.0208	0.00700	Oversupply
12/25/2020 15:18	0:02	SSA3	0.0208	0.66800	Oversupply
12/25/2020 15:22	0:02	SSA3	0.0215	1.82300	Oversupply
12/25/2020 15:24	0:02	SSA3	0.0209	0.53000	Oversupply
12/25/2020 15:26	0:02	SSA3	0.0211	1.01200	Oversupply
12/25/2020 15:28	0:02	SSA3	0.0193	1.71200	Oversupply
12/25/2020 15:29	0:01	17-2	0.0000	0.46000	Oversupply
12/25/2020 15:37	0:15	17-2	0.1155	0.69300	Oversupply
12/25/2020 15:38	0:02	SSA3	0.0093	0.80500	Oversupply
12/25/2020 15:44	0:02	SSA3	0.0256	0.97600	Oversupply
12/25/2020 15:46	0:02	SSA3	0.0093	0.57300	Oversupply
12/25/2020 15:48	0:02	SSA3	0.0091	0.77500	Oversupply
12/25/2020 15:50	0:02	SSA3	0.0093	0.34500	Oversupply
12/25/2020 15:59	0:13	17-2	0.0738	0.56100	Oversupply
12/25/2020 16:00	0:02	SSA3	0.0113	0.45500	Oversupply
12/25/2020 16:02	0:02	SSA3	0.0113	0.25500	Oversupply
12/25/2020 16:04	0:02	SSA3	0.0112	0.61000	Oversupply
12/25/2020 16:06	0:02	SSA3	0.0113	0.19400	Oversupply
12/25/2020 16:08	0:02	SSA3	0.0113	1.06000	Oversupply
12/25/2020 16:13	0:04	17-2	0.0133	0.52300	Oversupply
12/25/2020 16:18	0:04	17-2	0.0182	0.48300	Oversupply
12/26/2020 0:40	1:22	KWPPII	9.7619	17.71371	Oversupply
12/26/2020 1:38	0:19	AWE	0.6938	17.90000	Oversupply
12/26/2020 2:03	0:04	KWPPII	0.0699	5.90989	Oversupply
12/26/2020 2:27	1:29	KWPPII	20.3067	17.59794	Oversupply



Maui Curtailment Report

December 2020

Start Date and Time	Duration (minutes)	IPP Curtailed	Estimated Curtailed MWH	Peak MW Curtailed	Reasons for Curtailment
12/26/2020 2:58	0:04	AWE	0.0921	10.50000	Oversupply
12/26/2020 3:10	0:37	AWE	1.9403	16.20000	Oversupply
12/26/2020 3:51	0:01	AWE	0.0075	13.50000	Oversupply
12/26/2020 3:58	0:47	KWPPII	3.1485	13.53826	Oversupply
12/26/2020 4:47	0:01	KWPPII	0.0012	9.85980	Oversupply
12/26/2020 7:03	10:52	SSA2	5.9733	2.87000	System Constraint
12/26/2020 10:48	0:40	17-2	0.3687	0.75000	Oversupply
12/26/2020 10:48	0:02	SSA3	0.0188	1.01800	Oversupply
12/26/2020 10:52	0:02	SSA3	0.0188	0.78400	Oversupply
12/26/2020 10:54	0:02	SSA3	0.0188	2.00400	Oversupply
12/26/2020 10:56	0:02	SSA3	0.0188	1.57600	Oversupply
12/26/2020 10:58	0:02	SSA3	0.0244	1.56100	Oversupply
12/26/2020 11:00	0:02	SSA3	0.0486	1.81700	Oversupply
12/26/2020 11:02	0:02	SSA3	0.0486	1.57100	Oversupply
12/26/2020 11:04	0:02	SSA3	0.0486	2.17400	Oversupply
12/26/2020 11:06	0:02	SSA3	0.0482	1.33800	Oversupply
12/26/2020 11:08	0:02	SSA3	0.0486	0.98900	Oversupply
12/26/2020 11:10	0:02	SSA3	0.0486	0.46800	Oversupply
12/26/2020 11:12	0:02	SSA3	0.0486	0.88100	Oversupply
12/26/2020 11:13	0:04	BS250	Data is not available	Data is not available	Oversupply
12/26/2020 11:14	0:03	KWPPII	0.0562	6.69728	Oversupply
12/26/2020 11:14	0:02	SSA3	0.0536	0.01600	Oversupply
12/26/2020 11:16	0:02	SSA3	0.0473	0.04400	Oversupply
12/26/2020 11:18	0:02	SSA3	0.0476	0.12100	Oversupply
12/26/2020 11:20	0:02	SSA3	0.0473	0.60700	Oversupply
12/26/2020 11:22	0:02	SSA3	0.0473	1.39700	Oversupply
12/26/2020 11:24	0:02	SSA3	0.0469	1.32500	Oversupply
12/26/2020 11:26	0:02	SSA3	0.0473	1.13500	Oversupply
12/26/2020 11:29	0:01	17-2	0.0125	0.75000	Oversupply
12/26/2020 12:44	0:58	17-2	0.1739	0.39800	Oversupply
12/26/2020 12:45	0:02	SSA3	0.0218	0.23400	Oversupply
12/26/2020 12:47	0:49	BS250	Data is not available	Data is not available	Oversupply
12/26/2020 12:47	0:02	SSA3	0.0213	0.04300	Oversupply
12/26/2020 12:49	0:46	SSA3	0.8153	0.01100	Oversupply
12/26/2020 12:50	0:46	KWPPII	6.5054	17.71371	Oversupply
12/26/2020 13:36	0:02	SSA3	0.0101	-0.00200	Oversupply
12/26/2020 13:38	0:02	SSA3	0.0101	0.40700	Oversupply
12/26/2020 13:45	0:05	17-2	0.0164	0.26000	Oversupply
12/26/2020 13:48	0:02	SSA3	-0.0007	0.65800	Oversupply
12/26/2020 13:51	0:01	17-2	0.0033	0.20100	Oversupply
12/26/2020 14:01	0:01	17-2	0.0082	0.49300	Oversupply
12/26/2020 14:06	0:02	SSA3	0.0117	0.39000	Oversupply
12/26/2020 14:07	0:49	BS250	Data is not available	Data is not available	Oversupply
12/26/2020 14:07	1:06	17-2	0.2078	0.40400	Oversupply
12/26/2020 14:08	0:48	KWPPII	2.6150	11.72598	Oversupply
12/26/2020 14:08	0:48	SSA3	0.7514	0.00600	Oversupply
12/26/2020 14:56	0:02	SSA3	0.0224	0.05000	Oversupply
12/26/2020 14:58	0:02	SSA3	0.0219	0.02700	Oversupply
12/26/2020 15:00	0:12	SSA3	0.3274	0.18100	Oversupply
12/26/2020 15:01	0:11	BS250	Data is not available	Data is not available	Oversupply
12/26/2020 15:02	0:10	KWPPII	0.1981	10.22904	Oversupply
12/26/2020 15:16	0:02	17-2	0.0036	0.13100	Oversupply
12/26/2020 15:18	0:02	SSA3	0.0118	0.85200	Oversupply
12/26/2020 15:19	0:02	17-2	0.0058	0.19200	Oversupply
12/26/2020 15:34	0:01	BS250	Data is not available	Data is not available	Oversupply
12/26/2020 15:34	0:02	SSA3	0.0242	0.66500	Oversupply
12/26/2020 15:35	0:20	17-2	0.0497	0.44800	Oversupply
12/26/2020 15:36	0:09	BS250	Data is not available	Data is not available	Oversupply
12/26/2020 15:36	0:10	SSA3	0.1139	0.00000	Oversupply
12/26/2020 15:37	0:02	KWPPII	0.0173	8.73211	Oversupply
12/26/2020 15:42	0:01	KWPPII	0.0151	7.23518	Oversupply
12/26/2020 15:46	0:01	KWPPII	0.0009	4.24131	Oversupply
12/26/2020 15:47	0:02	SSA3	0.0172	0.58800	Oversupply
12/26/2020 15:49	0:02	SSA3	0.0172	1.21400	Oversupply
12/26/2020 15:51	0:02	SSA3	0.0172	0.51100	Oversupply
12/26/2020 15:53	0:02	SSA3	0.0172	0.27800	Oversupply
12/26/2020 16:03	0:04	17-2	0.0087	0.27300	Oversupply
12/26/2020 16:03	0:02	SSA3	0.0029	0.46800	Oversupply
12/26/2020 16:05	0:02	SSA3	0.0029	1.26700	Oversupply
12/26/2020 16:08	1:49	17-2	Data is not available	Data is not available	Oversupply
12/26/2020 16:11	0:02	SSA3	0.0029	1.38200	Oversupply
12/26/2020 16:13	0:02	SSA3	0.0059	0.95400	Oversupply
12/26/2020 16:15	0:02	SSA3	0.0317	0.11000	Oversupply
12/26/2020 16:16	0:04	BS250	Data is not available	Data is not available	Oversupply
12/26/2020 16:16	0:01	KWPPII	0.0010	2.74438	Oversupply
12/26/2020 16:17	1:37	SSA3	0.7252	0.00600	Oversupply
12/26/2020 16:18	0:01	KWPPII	0.0022	2.74438	Oversupply



Maui Curtailment Report

December 2020

Start Date and Time	Duration (minutes)	IPP Curtailed	Estimated Curtailed MWH	Peak MW Curtailed	Reasons for Curtailment
12/26/2020 16:21	1:23	BS250	Data is not available	Data is not available	Oversupply
12/26/2020 16:21	1:25	KWPPII	8.3235	7.23518	Oversupply
12/26/2020 16:23	1:18	AWE	9.4763	21.00000	Oversupply
12/26/2020 17:45	0:04	BS250	Data is not available	Data is not available	Oversupply
12/26/2020 17:47	0:02	KWPPII	0.0197	7.23518	Oversupply
12/26/2020 18:25	4:36	KWPPII	65.3170	17.71371	Oversupply
12/26/2020 18:38	4:19	AWE	51.2269	21.00000	Oversupply
12/26/2020 23:03	2:21	KWPPII	37.1596	17.71371	Oversupply
12/26/2020 23:21	0:01	AWE	0.0006	21.00000	Oversupply
12/26/2020 23:23	1:57	AWE	17.2656	21.00000	Oversupply
12/27/2020 1:25	3:41	KWPPII	54.1946	17.70073	Oversupply
12/27/2020 1:26	3:36	AWE	43.7775	21.00000	Oversupply
12/27/2020 2:11	0:01	KWP	0.0026	29.14286	Oversupply
12/27/2020 2:13	0:01	KWP	0.0009	28.98462	Oversupply
12/27/2020 5:07	0:01	KWPPII	0.0029	2.14061	Oversupply
12/27/2020 7:03	10:52	SSA2	18.4783	2.87000	System Constraint
12/27/2020 10:26	4:14	17-2	3.1215	0.74400	Oversupply
12/27/2020 10:30	0:02	SSA3	0.0259	2.31900	Oversupply
12/27/2020 10:32	0:02	SSA3	0.0259	2.32800	Oversupply
12/27/2020 10:34	0:02	SSA3	0.0257	2.07800	Oversupply
12/27/2020 10:36	0:02	SSA3	0.0259	1.88800	Oversupply
12/27/2020 10:38	0:02	SSA3	0.0259	1.73200	Oversupply
12/27/2020 10:40	0:02	SSA3	0.0259	1.29800	Oversupply
12/27/2020 10:42	0:02	SSA3	0.0259	1.22800	Oversupply
12/27/2020 10:44	0:02	SSA3	0.0461	1.17700	Oversupply
12/27/2020 10:46	0:02	SSA3	0.0642	0.54100	Oversupply
12/27/2020 10:48	0:02	SSA3	0.0642	1.19800	Oversupply
12/27/2020 10:50	0:02	SSA3	0.0647	0.74300	Oversupply
12/27/2020 10:52	0:02	SSA3	0.0642	0.61600	Oversupply
12/27/2020 10:54	0:02	SSA3	0.0636	0.13200	Oversupply
12/27/2020 10:56	0:02	SSA3	0.0642	0.36500	Oversupply
12/27/2020 10:58	0:04	SSA3	0.1400	0.34500	Oversupply
12/27/2020 11:02	0:02	SSA3	0.0747	0.72700	Oversupply
12/27/2020 11:04	0:02	SSA3	0.0747	0.50100	Oversupply
12/27/2020 11:06	0:02	SSA3	0.0747	0.29700	Oversupply
12/27/2020 11:08	0:02	SSA3	0.0747	0.45900	Oversupply
12/27/2020 11:10	0:02	SSA3	0.0747	0.20300	Oversupply
12/27/2020 11:12	2:15	BS250	Data is not available	Data is not available	Oversupply
12/27/2020 11:12	1:46	AWE	6.0935	21.00000	Oversupply
12/27/2020 11:12	2:15	SSA3	5.8689	0.00100	Oversupply
12/27/2020 11:30	0:36	KWPPII	2.7676	10.20908	Oversupply
12/27/2020 12:07	1:21	KWPPII	3.1146	6.47972	Oversupply
12/27/2020 12:59	0:21	AWE	0.5210	21.00000	Oversupply
12/27/2020 13:22	0:01	AWE	0.0006	21.00000	Oversupply
12/27/2020 13:27	0:02	SSA3	0.0822	0.10800	Oversupply
12/27/2020 13:28	0:01	BS250	Data is not available	Data is not available	Oversupply
12/27/2020 13:29	0:02	SSA3	0.0660	0.75400	Oversupply
12/27/2020 13:31	0:02	SSA3	0.0629	1.54000	Oversupply
12/27/2020 13:33	0:02	SSA3	0.0629	1.47500	Oversupply
12/27/2020 13:35	0:02	SSA3	0.0629	0.75600	Oversupply
12/27/2020 13:37	0:02	BS250	Data is not available	Data is not available	Oversupply
12/27/2020 13:37	0:02	SSA3	0.0629	0.01400	Oversupply
12/27/2020 13:38	0:01	KWPPII	0.0031	0.48301	Oversupply
12/27/2020 13:39	0:02	SSA3	0.0629	0.19100	Oversupply
12/27/2020 13:41	0:02	SSA3	0.0629	0.54800	Oversupply
12/27/2020 13:43	0:02	SSA3	0.0701	0.85700	Oversupply
12/27/2020 13:45	0:02	SSA3	0.0744	0.96900	Oversupply
12/27/2020 13:47	0:04	SSA3	0.1500	0.13500	Oversupply
12/27/2020 13:51	0:13	BS250	Data is not available	Data is not available	Oversupply
12/27/2020 13:52	0:02	KWPPII	0.0095	2.03184	Oversupply
12/27/2020 13:52	0:12	SSA3	0.4559	0.00600	Oversupply
12/27/2020 13:55	0:04	KWPPII	0.0792	2.65356	Oversupply
12/27/2020 14:00	0:02	KWPPII	0.0161	1.92206	Oversupply
12/27/2020 14:04	0:02	SSA3	0.0778	0.05000	Oversupply
12/27/2020 14:06	0:14	BS250	Data is not available	Data is not available	Oversupply
12/27/2020 14:06	0:14	SSA3	0.4748	0.06700	Oversupply
12/27/2020 14:07	0:01	KWPPII	0.0043	2.01687	Oversupply
12/27/2020 14:10	0:10	KWPPII	0.2850	4.79418	Oversupply
12/27/2020 14:20	0:02	SSA3	0.0501	0.06400	Oversupply
12/27/2020 14:22	0:02	SSA3	0.0501	1.25700	Oversupply
12/27/2020 14:24	0:02	SSA3	0.0501	1.38100	Oversupply
12/27/2020 14:26	0:02	SSA3	0.0501	1.19500	Oversupply
12/27/2020 14:28	0:02	SSA3	0.0468	1.63300	Oversupply
12/27/2020 14:30	0:02	SSA3	0.0266	0.07400	Oversupply
12/27/2020 14:32	0:02	SSA3	0.0266	0.13400	Oversupply
12/27/2020 14:34	0:02	SSA3	0.0266	0.16000	Oversupply
12/27/2020 14:36	0:02	SSA3	0.0266	0.80300	Oversupply



Maui Curtailment Report

December 2020

Start Date and Time	Duration (minutes)	IPP Curtailed	Estimated Curtailed MWH	Peak MW Curtailed	Reasons for Curtailment
12/27/2020 14:38	0:02	SSA3	0.0266	1.17200	Oversupply
12/28/2020 7:03	10:52	SSA2	18.2170	2.87000	System Constraint
12/28/2020 7:48	0:04	17-2	0.0017	0.03200	Oversupply
12/28/2020 7:48	0:02	SSA3	0.0034	0.29800	Oversupply
12/28/2020 10:49	0:15	17-2	0.1010	0.75000	Oversupply
12/28/2020 10:50	0:04	SSA3	0.0302	2.46800	Oversupply
12/28/2020 10:54	0:02	SSA3	0.0152	2.05900	Oversupply
12/28/2020 10:56	0:02	SSA3	0.0152	1.64200	Oversupply
12/28/2020 11:07	0:07	17-2	0.0601	0.75000	Oversupply
12/28/2020 11:08	0:02	SSA3	0.0044	2.56300	Oversupply
12/28/2020 11:10	0:02	SSA3	0.0044	0.74100	Oversupply
12/28/2020 11:15	0:01	17-2	0.0003	0.75000	Oversupply
12/28/2020 11:20	0:03	17-2	0.0008	0.75000	Oversupply
12/28/2020 11:29	0:09	17-2	0.0050	0.75000	Oversupply
12/28/2020 11:38	0:02	SSA3	-0.0019	2.68600	Oversupply
12/28/2020 11:39	0:01	17-2	0.0017	0.75000	Oversupply
12/28/2020 11:41	0:03	17-2	0.0137	0.75000	Oversupply
12/28/2020 11:44	0:02	SSA3	-0.0033	2.72200	Oversupply
12/28/2020 11:45	0:06	17-2	0.0681	0.75000	Oversupply
12/28/2020 11:49	0:02	SSA3	-0.0017	2.70600	Oversupply
12/28/2020 11:53	0:08	17-2	0.0320	0.75000	Oversupply
12/28/2020 12:05	0:01	17-2	0.0019	0.75000	Oversupply
12/28/2020 12:09	0:20	17-2	0.0177	0.75000	Oversupply
12/28/2020 12:30	0:05	17-2	0.0059	0.75000	Oversupply
12/28/2020 12:38	0:04	17-2	0.0030	0.75000	Oversupply
12/28/2020 12:46	0:02	17-2	0.0008	0.75000	Oversupply
12/28/2020 12:51	0:02	17-2	0.0014	0.75000	Oversupply
12/28/2020 12:55	1:21	17-2	0.0636	0.75000	Oversupply
12/28/2020 14:17	0:01	17-2	0.0010	0.74200	Oversupply
12/28/2020 15:04	0:09	17-2	0.0034	0.70000	Oversupply
12/28/2020 15:20	0:03	17-2	0.0014	0.70300	Oversupply
12/29/2020 7:04	10:50	SSA2	14.0908	2.87000	System Constraint
12/29/2020 10:05	0:01	KWPPI	0.0008	0.04690	Oversupply
12/29/2020 11:18	0:56	17-2	0.2582	0.64800	Oversupply
12/29/2020 11:18	0:02	SSA3	0.0439	2.55000	Oversupply
12/29/2020 11:20	0:02	SSA3	0.0435	2.16000	Oversupply
12/29/2020 11:22	0:02	SSA3	0.0435	1.56800	Oversupply
12/29/2020 11:24	0:02	SSA3	0.0442	1.31700	Oversupply
12/29/2020 11:26	0:02	SSA3	0.0439	0.59200	Oversupply
12/29/2020 11:27	0:02	BS250	Data is not available	Data is not available	Oversupply
12/29/2020 11:28	0:02	SSA3	0.0467	0.06500	Oversupply
12/29/2020 11:30	0:02	SSA3	0.0711	0.16900	Oversupply
12/29/2020 11:31	0:01	KWPPI	0.0004	5.16941	Oversupply
12/29/2020 11:32	0:02	SSA3	0.0705	0.49500	Oversupply
12/29/2020 11:34	0:02	SSA3	0.0699	0.75400	Oversupply
12/29/2020 11:36	0:02	SSA3	0.0705	0.72700	Oversupply
12/29/2020 11:37	0:01	BS250	Data is not available	Data is not available	Oversupply
12/29/2020 11:37	0:01	KWPPI	0.0007	4.71135	Oversupply
12/29/2020 11:38	0:02	SSA3	0.0699	0.92100	Oversupply
12/29/2020 11:40	0:02	SSA3	0.0699	0.59100	Oversupply
12/29/2020 11:42	0:02	SSA3	0.0699	0.65900	Oversupply
12/29/2020 11:44	0:02	SSA3	0.0695	0.36200	Oversupply
12/29/2020 11:46	0:02	SSA3	0.0706	0.65100	Oversupply
12/29/2020 11:48	0:02	SSA3	0.0700	0.84300	Oversupply
12/29/2020 11:50	0:02	SSA3	0.0700	0.51400	Oversupply
12/29/2020 11:51	0:01	BS250	Data is not available	Data is not available	Oversupply
12/29/2020 11:52	0:02	SSA3	0.0700	0.43000	Oversupply
12/29/2020 11:54	0:02	SSA3	0.0695	0.50800	Oversupply
12/29/2020 11:56	0:02	SSA3	0.0706	0.40500	Oversupply
12/29/2020 11:58	0:02	SSA3	0.0593	0.98600	Oversupply
12/29/2020 12:00	0:02	SSA3	0.0352	0.89900	Oversupply
12/29/2020 12:02	0:02	SSA3	0.0346	1.12300	Oversupply
12/29/2020 12:04	0:02	SSA3	0.0352	0.38400	Oversupply
12/29/2020 12:06	0:02	SSA3	0.0349	1.29100	Oversupply
12/29/2020 12:08	0:02	SSA3	0.0352	1.59400	Oversupply
12/29/2020 12:10	0:02	SSA3	0.0349	1.55000	Oversupply
12/29/2020 12:12	0:02	SSA3	0.0349	2.67100	Oversupply
12/29/2020 12:15	0:01	17-2	0.0007	0.26500	Oversupply
12/29/2020 13:23	0:02	SSA3	0.0167	1.59600	Oversupply
12/29/2020 13:25	0:14	17-2	0.0609	0.64800	Oversupply
12/29/2020 13:25	0:02	SSA3	0.0166	0.57100	Oversupply
12/29/2020 13:27	0:02	SSA3	0.0167	0.86200	Oversupply
12/29/2020 13:29	0:02	SSA3	0.0176	0.19900	Oversupply
12/29/2020 13:30	0:01	BS250	Data is not available	Data is not available	Oversupply
12/29/2020 13:31	0:02	SSA3	0.0274	0.09300	Oversupply
12/29/2020 13:33	0:02	SSA3	0.0271	0.13100	Oversupply
12/29/2020 13:34	0:01	KWPPI	0.0035	9.47459	Oversupply



Maui Curtailment Report

December 2020

Start Date and Time	Duration (minutes)	IPP Curtailed	Estimated Curtailed MWH	Peak MW Curtailed	Reasons for Curtailment
12/29/2020 13:35	0:02	SSA3	0.0278	0.14100	Oversupply
12/29/2020 13:37	0:02	SSA3	0.0276	1.02200	Oversupply
12/29/2020 13:43	0:01	17-2	0.0005	0.40600	Oversupply
12/29/2020 13:45	0:01	17-2	0.0008	0.50400	Oversupply
12/29/2020 13:49	0:27	17-2	0.1613	0.74800	Oversupply
12/29/2020 13:51	0:02	SSA3	0.0294	1.85500	Oversupply
12/29/2020 13:53	0:02	SSA3	0.0294	1.29200	Oversupply
12/29/2020 13:55	0:02	SSA3	0.0292	2.55700	Oversupply
12/29/2020 13:57	0:04	SSA3	0.0615	1.03400	Oversupply
12/29/2020 14:01	0:02	SSA3	0.0307	0.78000	Oversupply
12/29/2020 14:03	0:02	SSA3	0.0307	1.05700	Oversupply
12/29/2020 14:05	0:02	SSA3	0.0307	0.63100	Oversupply
12/29/2020 14:07	0:02	SSA3	0.0307	2.46600	Oversupply
12/29/2020 14:09	0:02	SSA3	0.0307	1.28300	Oversupply
12/29/2020 14:11	0:02	SSA3	0.0305	2.20300	Oversupply
12/30/2020 7:04	10:53	SSA2	17.6533	2.87000	System Constraint
12/30/2020 7:16	0:52	SSA3	0.1945	0.03000	Oversupply
12/30/2020 7:20	0:47	BS250	Data is not available	Data is not available	Oversupply
12/30/2020 7:21	0:46	KWP11	5.7575	17.65982	Oversupply
12/30/2020 7:36	0:32	17-2	0.0272	0.09100	Oversupply
12/30/2020 9:49	0:01	17-2	0.0029	0.67500	Oversupply
12/30/2020 9:51	5:22	17-2	3.1110	0.75000	Oversupply
12/30/2020 9:53	0:02	SSA3	0.0258	1.27900	Oversupply
12/30/2020 9:55	0:02	SSA3	0.0260	1.59000	Oversupply
12/30/2020 9:57	0:02	SSA3	0.0258	0.59600	Oversupply
12/30/2020 9:59	3:13	BS250	Data is not available	Data is not available	Oversupply
12/30/2020 9:59	2:08	KWP11	10.0146	11.56530	Oversupply
12/30/2020 9:59	3:14	SSA3	8.1018	0.02100	Oversupply
12/30/2020 10:12	2:40	AWE	12.4238	21.00000	Oversupply
12/30/2020 12:09	1:04	KWP11	6.8795	12.06628	Oversupply
12/30/2020 12:58	0:04	AWE	0.0595	21.00000	Oversupply
12/30/2020 13:04	0:04	AWE	0.0585	21.00000	Oversupply
12/30/2020 13:13	0:01	BS250	Data is not available	Data is not available	Oversupply
12/30/2020 13:13	0:22	SSA3	0.6819	0.00300	Oversupply
12/30/2020 13:15	0:20	BS250	Data is not available	Data is not available	Oversupply
12/30/2020 13:15	0:20	KWP11	0.7503	10.76993	Oversupply
12/30/2020 13:35	0:02	SSA3	0.0783	0.02400	Oversupply
12/30/2020 13:37	0:02	SSA3	0.0783	0.13400	Oversupply
12/30/2020 13:39	0:02	SSA3	0.0776	0.09100	Oversupply
12/30/2020 13:40	0:04	BS250	Data is not available	Data is not available	Oversupply
12/30/2020 13:40	0:04	KWP11	0.0394	14.06119	Oversupply
12/30/2020 13:41	0:02	SSA3	0.0789	-0.00300	Oversupply
12/30/2020 13:43	0:04	SSA3	0.1617	-0.00400	Oversupply
12/30/2020 13:47	0:02	SSA3	0.0839	0.10800	Oversupply
12/30/2020 13:48	0:29	BS250	Data is not available	Data is not available	Oversupply
12/30/2020 13:48	0:28	KWP11	2.7151	12.64110	Oversupply
12/30/2020 13:49	0:26	SSA3	1.0749	-0.00100	Oversupply
12/30/2020 14:15	0:02	SSA3	0.0807	-0.00400	Oversupply
12/30/2020 14:17	0:02	SSA3	0.0801	-0.00300	Oversupply
12/30/2020 14:19	0:40	BS250	Data is not available	Data is not available	Oversupply
12/30/2020 14:19	0:40	SSA3	0.8471	0.00200	Oversupply
12/30/2020 14:20	0:34	KWP11	1.9359	14.01628	Oversupply
12/30/2020 14:55	0:04	KWP11	0.0773	13.17401	Oversupply
12/30/2020 15:00	0:02	SSA3	0.0081	-0.00300	Oversupply
12/30/2020 15:02	0:02	SSA3	0.0081	0.02200	Oversupply
12/30/2020 15:03	0:05	BS250	Data is not available	Data is not available	Oversupply
12/30/2020 15:04	0:04	SSA3	0.0162	0.03200	Oversupply
12/30/2020 15:05	0:05	KWP11	0.1106	14.49330	Oversupply
12/30/2020 15:08	0:02	SSA3	0.0081	-0.00300	Oversupply
12/30/2020 15:10	0:02	SSA3	0.0081	-0.00300	Oversupply
12/30/2020 15:16	0:16	17-2	0.1246	0.75000	Oversupply
12/30/2020 15:16	0:02	SSA3	0.0074	0.38600	Oversupply
12/30/2020 15:18	0:02	SSA3	0.0074	0.26900	Oversupply
12/30/2020 15:19	0:02	BS250	Data is not available	Data is not available	Oversupply
12/30/2020 15:20	0:04	SSA3	0.0148	0.01800	Oversupply
12/30/2020 15:22	0:02	BS250	Data is not available	Data is not available	Oversupply
12/30/2020 15:23	0:02	KWP11	0.0068	15.74773	Oversupply
12/30/2020 15:24	0:02	SSA3	0.0074	-0.00300	Oversupply
12/30/2020 15:30	0:02	SSA3	0.0060	1.92000	Oversupply
12/30/2020 15:38	0:02	SSA3	0.0060	0.60200	Oversupply
12/30/2020 20:26	0:08	KWP11	0.2791	19.20864	Oversupply
12/30/2020 20:44	0:09	KWP11	0.3387	19.21064	Oversupply
12/30/2020 20:54	0:01	KWP11	0.0017	19.21064	Oversupply
12/30/2020 20:56	0:14	KWP11	0.2464	19.21064	Oversupply
12/30/2020 21:24	1:47	KWP11	14.0158	17.71371	Oversupply
12/30/2020 23:21	1:50	KWP11	18.0932	17.71371	Oversupply
12/31/2020 0:54	0:11	AWE	0.7154	21.00000	Oversupply



Maui Curtailment Report

December 2020

Start Date and Time	Duration (minutes)	IPP Curtailed	Estimated Curtailed MWH	Peak MW Curtailed	Reasons for Curtailment
12/31/2020 1:06	0:01	AWE	0.0067	12.50000	Oversupply
12/31/2020 1:13	5:17	KWP	64.4259	17.71371	Oversupply
12/31/2020 2:31	0:13	AWE	0.4660	14.20000	Oversupply
12/31/2020 2:54	1:29	AWE	8.8736	21.00000	Oversupply
12/31/2020 4:30	0:03	AWE	0.0193	11.80000	Oversupply
12/31/2020 6:31	0:01	KWP	0.0118	17.71371	Oversupply
12/31/2020 7:04	10:55	SSA2	17.2502	2.87000	System Constraint
12/31/2020 7:37	4:02	17-2	1.1507	0.75000	Oversupply
12/31/2020 7:41	6:19	SSA3	12.8201	0.02200	Oversupply
12/31/2020 7:43	6:17	BS250	Data is not available	Data is not available	Oversupply
12/31/2020 7:44	0:01	KWP	0.0001	17.71371	Oversupply
12/31/2020 7:46	3:53	KWP	53.1705	17.71371	Oversupply
12/31/2020 9:24	0:02	AWE	0.0146	20.90000	Oversupply
12/31/2020 9:28	0:05	AWE	0.1301	21.00000	Oversupply
12/31/2020 9:34	0:11	AWE	0.4303	21.00000	Oversupply
12/31/2020 9:54	1:45	AWE	12.0262	21.00000	Oversupply
12/31/2020 11:40	2:16	AWE	25.0952	21.00000	Oversupply
12/31/2020 11:40	2:56	KWP	48.6579	17.71371	Oversupply
12/31/2020 11:40	3:53	17-2	1.5829	0.75000	Oversupply
12/31/2020 12:48	0:01	SAG	Data is not available	Data is not available	Oversupply
12/31/2020 14:00	0:02	SSA3	0.0905	0.00000	Oversupply
12/31/2020 14:02	0:33	BS250	Data is not available	Data is not available	Oversupply
12/31/2020 14:02	0:32	SSA3	1.3411	0.00500	Oversupply
12/31/2020 14:17	0:01	AWE	0.0058	14.70000	Oversupply
12/31/2020 14:25	0:07	AWE	0.1432	21.00000	Oversupply
12/31/2020 14:35	0:02	SSA3	0.0543	-0.00400	Oversupply
12/31/2020 14:37	0:54	SSA3	1.6558	0.08900	Oversupply
12/31/2020 14:38	0:53	BS250	Data is not available	Data is not available	Oversupply
12/31/2020 14:38	0:53	KWP	5.1084	14.71984	Oversupply
12/31/2020 14:41	0:01	AWE	0.0062	21.00000	Oversupply
12/31/2020 15:31	0:02	SSA3	0.0144	0.06600	Oversupply
Total Estimated Curtailed MWh			2,408.614		

Notes:

- Curtailment for Kaheawa Wind Power ("KWP"), Makila Hydroelectric ("MH"), AAAAA Rent-A-Space Maui LTD ("5A"), Strategic Alliance Group ("SAG")/fka Bioreal Solar, LLC ("BS"), Auwahi Wind Energy ("AWE"), Kaheawa Wind Power II ("KWP") Bioreal Solar 250, LLC ("BS250"), Extra Spaces A ("ESA"), Extra Spaces B ("ESB"), SSA Solar of Hawaii 3 ("SSA3") fka South Maui Renewable Resources ("SMRR"), SSA Solar of HI 2 ("SSA2") fka Ku'ia Solar ("KS"), and Maui 17-2 ("17-2") may now be controlled by Maui Electric's Automatic Generation Control System ("AGC") or a Maui Electric operator-entered curtailment limit. The AGC curtailment control automatically calculates the amount of Maximum Allowable Variable Generation ("MAVG") that Maui Electric can accept into the Maui system, based on the system current available variable generation ("CAVG"), regulating reserve down requirement ("RRDR"), and available regulating reserve down ("ARRD"). Thus, the AGC MAVG - calculated is equal to CAVG less (RRDR less ARRD). Additionally, the AGC curtailment control allows the Maui Electric operator to enter an AGC MAVG value. The AGC curtailment control will employ the lesser of the AGC MAVG - calculated and AGC MAVG - entered values in the control logic.
- Curtailment signals sent to 5A, SAG (fka BS), BS250, ESA, ESB, SSA3 (fka SMRR), SSA2 (fka KS) and 17-2 during nighttime hours only are not recorded as curtailment events because no energy generation is possible during that time.
- The curtailment reasons have been modified to oversupply, system constraints, and facility requested, to provide continuity with HPUC Docket No. 2013-0141 Decoupling for HECO companies metrics.
- The data to calculate the Estimated Curtailed MWH and Peak MW Curtailed is not provided by 5A, SAG, BS 250, ESA, ESB, and MH
- The MH, ESA, and ESB facilities were offline for the entire month of December 2020. No curtailment events recorded. SSA 2 (fka KS) was offline the entire month of December 2020 and all events were due to a system constraint.
- The Estimated Curtailed MWH and Peak MW Curtailed are calculated with information estimated or provided by AWE, KWP, KWP, SSA 2 (fka KS), SSA 3 (fka SMRR) and 17-2. Maui Electric does not make any representation as to its accuracy.

Hawai'i Electric Light Company Curtailment Report December 2020

Start Date/Time	MW output prior to start of curtailment	End Date/Time	MW output after curtailment released ¹	IPP	Reason for Curtailment
12/03/20 08:18	0.0 MW	12/03/20 12:41	1.3 MW	Hawi Renew Dev	Facility Requested
12/04/20 08:43	16.2 MW	12/04/20 12:57	16.2 MW	Pakini Nui Windfarm	Facility Requested
12/17/20 10:27	2.7 MW	12/17/20 12:15	4.3 MW	Hawi Renew Dev	System Constraint
12/18/20 06:53	19.9 MW	12/18/20 16:16	18.7 MW	Pakini Nui Windfarm	Facility Requested
12/26/20 19:21	19.1 MW	12/27/20 06:41	18.9 MW	Pakini Nui Windfarm	Facility Requested
12/31/20 10:01	19.9 MW	12/31/20 12:41	16.9 MW	Pakini Nui Windfarm	Facility Requested

¹ The MW output values are taken soon after curtailment is released by Hawai'i Electric Light and may not reflect their full output depending on ramp rate for the facility. The wind farms generally return immediately to full available levels, whereas PGV, Wailuku, and FIT Facilities may take longer to return to scheduled or full available output levels.

SERVICE LIST
(Docket No. 2011-0206)

DEAN NISHINA
EXECUTIVE DIRECTOR
DEPARTMENT OF COMMERCE AND CONSUMER AFFAIRS
DIVISION OF CONSUMER ADVOCACY
P.O. Box 541
Honolulu, HI 96809

1 Copy
Electronically Transmitted

GREGG J. KINKLEY, ESQ.
DEPARTMENT OF THE ATTORNEY GENERAL
425 Queen Street
Honolulu, Hawaii 96813
Counsel for DBEDT

1 Copy
Electronically Transmitted

DANIEL W.S. LAWRENCE, ESQ.
DEPARTMENT OF THE CORPORATION COUNSEL
CITY AND COUNTY OF HONOLULU
530 S. King Street, Room 110
Honolulu, HI 96813
Counsel for the CITY AND COUNTY OF HONOLULU

1 Copy
Electronically Transmitted

JOSEPH K. KAMELAMELA
ANGELIC M. HO
DEPARTMENT OF THE CORPORATION COUNSEL
COUNTY OF HAWAII
101 Aupuni Street, Suite 325
Hilo, HI 96720
Counsel for the COUNTY OF HAWAII

1 Copy
Electronically Transmitted

HENRY Q CURTIS
VICE PRESIDENT FOR CONSUMER ISSUES
LIFE OF THE LAND
P.O. Box 37158
Honolulu, HI 96837-0158

1 Copy
Electronically Transmitted

MELISSA MIYASHIRO (9360)
CHIEF OF STAFF
BLUE PLANET FOUNDATION
55 Merchant Street, 17th Floor
Honolulu, HI 96813

1 Copy
Electronically Transmitted

SERVICE LIST
(Docket No. 2011-0206)

ISAAC MORIWAKE, ESQ.
DAVID HENKIN, ESQ.
EARTHJUSTICE
850 Richards Street, Suite 400
Honolulu, HI 96813-4501
Counsel for HAWAII SOLAR ENERGY ASSOCIATION

1 Copy
Electronically Transmitted

RICK REED
DIRECTOR
HAWAII SOLAR ENERGY ASSOCIATION
761 Ahua Street
Honolulu, HI 96819

1 Copy
Electronically Transmitted

KENT D. MORIHARA, ESQ.
KRIS N. NAKAGAWA, ESQ.
LAUREN M. IMADA-LEE, ESQ.
TANYA M. FERNANDES, ESQ.
MoriHara Lau & Fong LLP
841 Bishop Street, Suite 400
Honolulu, Hawaii 96813
Counsel for KAUAI ISLAND UTILITY COOPERATIVE

1 Copy
Electronically Transmitted

ERIK W. KVAM
CHIEF EXECUTIVE OFFICER
ZERO EMISSIONS LEASING LLC
4188-4 Keanu Street
Honolulu, HI 96816

1 Copy
Electronically Transmitted

SANDRA-ANN Y.H. WONG, ESQ.
ATTORNEY AT LAW, A LAW CORPORATION
1050 Bishop Street, #514
Honolulu, HI 96813
Counsel for TAWHIRI POWER LLC

1 Copy
Electronically Transmitted

RILEY SAITO
73-1294 Awakea Street
Kailua-Kona, HI 96740
For SOLAR ENERGY INDUSTRIES ASSOCIATION

1 Copy
Electronically Transmitted

DEAN T. YAMAMOTO, ESQ.
YAMAMOTO & SETTLE
1100 Alakea Street, Suite 3100
Honolulu, HI 96813
Counsel for CASTLE & COOKE HOMES HAWAII, INC.,
CASTLE & COOKE RESORTS, LLC and
LANAI SUSTAINABILITY RESEARCH, LLC

1 Copy
Electronically Transmitted

SERVICE LIST
(Docket No. 2011-0206)

MICHAEL J. HOPPER, ESQ. DEPUTY CORPORATION COUNSEL DEPARTMENT OF THE CORPORATION COUNSEL COUNTY OF MAUI 200 S. High Street Wailuku, HI 96793 Counsel for the COUNTY OF MAUI	1 Copy Electronically Transmitted
CURTIS SEYMOUR SENIOR MANAGER, GOVERNMENT AFFAIRS SUN EDISON LLC 600 Clipper Drive Belmont, CA 94002	1 Copy Electronically Transmitted
MONA W. CLARK, ESQ. OFFICE OF THE COUNTY ATTORNEY COUNTY OF KAUAI 4444 Rice Street, Suite 200 Lihue, HI 96766-1300	1 Copy Electronically Transmitted
BRADLEY ALBERT PRESIDENT HAWAII PV COALITION P.O. Box 81501 Haiku, HI 96708	1 Copy Electronically Transmitted
HILTON H. UNEMORI ECM, INC. 130 N. Market Street Wailuku, HI 96793-1716 For SOUTH MAUI RENEWABLE RESOURCES, LLC	1 Copy Electronically Transmitted
SKY STANFIELD SHUTE, MIHALY & WEINBERGER LLP 396 Hayes Street San Francisco, CA 94102 For the INTERSTATE RENEWABLE ENERGY COUNCIL	1 Copy Electronically Transmitted
PETE COOPER SOLARCITY CORPORATION REGIONAL DIRECTOR, HAWAII 599 Kahelu Street Mililani, HI 96789	1 Copy Electronically Transmitted

SERVICE LIST
(Docket No. 2011-0206)

ALISON SILVERSTEIN
19213 Luedtke Lane
Pflugerville, TX 78660

1 Copy
Electronically Transmitted

BRENDAN KIRBY
12011 SW Pineapple Court
Palm City, FL 34990

1 Copy
Electronically Transmitted

Chun, Marisa

From: puc@hawaii.gov
Sent: Monday, January 25, 2021 9:15 AM
To: Chun, Marisa
Subject: Hawaii PUC eFiling Confirmation of Filing

[This email is coming from an EXTERNAL source. Please use caution when opening attachments or links in suspicious email.]

Your eFile document has been filed with the Hawaii Public Utilities commission on 2021 Jan 25 AM 09:10. The mere fact of filing shall not waive any failure to comply with Hawaii Administrative Rules Chapter 6-61, Rules of Practice and Procedure Before the Public Utilities Commission, or any other application requirements. Your confirmation number is MARI21091056980. If you have received this email in error please notify the Hawaii Public Utilities Commission by phone at 808 586-2020 or email at hawaii.puc@hawaii.gov.