



March 26, 2020

The Honorable Chair and Members
of the Hawai'i Public Utilities Commission
Kekuanao'a Building, First Floor
465 South King Street
Honolulu, Hawai'i 96813

Dear Commissioners:

Subject: Docket No. 2011-0206
Reliability Standards Working Group
Monthly Report

In accordance with Ordering Paragraph 3 of Order No. 30371, filed May 4, 2012 in the subject proceeding, enclosed as Exhibit A is Hawaiian Electric's¹ monthly report for February 2020 on: (1) system frequency control performance during month; (2) significant system events during month; and (3) curtailment of non-dispatchable renewable resources.

Any party to this proceeding may obtain an electronic copy of this report by emailing Marisa Chun at marisa.chun@hawaiianelectric.com.

Sincerely,

/s/ Kevin M. Katsura

Kevin M. Katsura
Director, Regulatory Non-Rate Proceedings

Enclosures

c: Service List

¹ "Hawaiian Electric" refers to Hawaiian Electric Company, Inc., Hawai'i Electric Light Company, Inc., and Maui Electric Company, Limited. On December 20, 2019, the State of Hawai'i Department of Commerce and Consumer Affairs ("DCCA") approved Hawaiian Electric Company, Inc., Hawaii Electric Light Company, Inc. and Maui Electric Company, Limited's application to do business under the trade name "Hawaiian Electric" for the period from December 20, 2019 to December 19, 2024. See Certificate of Registration No. 4235929, filed December 20, 2019 in the Business Registration Division of the DCCA.

The Commission's Order No. 30371 (Docket No 2011-0206 – Relating To Various Matters in RSWG Process), filed May 4, 2012, ordered the following information for each island grid:

- (1) System frequency control performance during month:
 - a) Frequency duration plot based on the highest resolution SCADA data available for the month detailing how many seconds each power system operated at frequencies above 60 hertz and at frequencies below 60 Hz.
 - b) Tabulation of the number, magnitude and duration of frequency excursions (high and low) outside normal frequency control range (59.95 to 60.05 Hz).

The following provides information with respect to items 1a) through 1b) – (all statements are current as of the month ending February 29, 2020):

1a) Frequency duration plot based on the highest resolution SCADA data available for the month detailing how many seconds each power system operated at frequencies above 60 hertz and at frequencies below 60 Hz:

The frequency duration plots for Hawaiian Electric Company, Inc., Maui Electric Company, Limited (Maui Division) and Hawai'i Electric Light Company, Inc. based on two-second data are provided in Attachment 1, and the enclosed Excel files. Refer to the electronic files for the individual data points because the information is voluminous and does not translate well to a hard copy.

1b) Tabulation of the number, magnitude and duration of frequency excursions (high and low) outside normal frequency control range (59.95 to 60.05 Hz):

Tabulation of the number, magnitude and duration of frequency excursions outside of the frequency range of 59.95 Hz to 60.05 Hz for Hawaiian Electric Company, Inc., Maui Electric Company, Limited (Maui Division) and Hawai'i Electric Light Company, Inc are provided in Attachment 2, and the enclosed Excel files. Refer to the electronic files for the individual data points because the information is voluminous and does not translate well to a hard copy.

- (2) Significant system events during month:
 - a) Tabulation of contingency reserve activations including date and time, MW magnitude, duration, and triggering event.
 - b) Tabulation of under frequency load shed activations including date and time, triggering frequency, MW magnitude, duration, and triggering event.
 - c) Tabulation of demand response activations for system events, including date and time, MW magnitude, duration, and triggering event, (excluding demand response utilization for unit commitment deferral or system operations economics.)

The following provides information with respect to items 2a) through 2c) – (all statements are current as of the month ending February 29, 2020):

2a) Tabulation of contingency reserve activations including date and time, MW magnitude, duration, and triggering event:

Hawaiian Electric Company, Inc. did not have any contingency reserve activations in the month of February. Maui Electric Company, Limited and Hawai'i Electric Light Company, Inc. do not operate with contingency reserve requirements. Therefore, Attachment 3 is not being provided for this reporting period.

2b) Tabulation of under frequency load shed activations including date and time, triggering frequency, MW magnitude, duration, and triggering event:

Hawaiian Electric Company, Inc. did not have any under frequency load shed activations in the month of February. Hawai'i Electric Light Company, Inc., and Maui Electric Company, Limited's under frequency load shed activations are provided in Attachment 4.

2c) Tabulation of demand response activations for system events, including date and time, MW magnitude, duration, and triggering event, (excluding demand response utilization for unit commitment deferral or system operations economics.)

Hawaiian Electric Company, Inc.'s demand response activations for system events are provided in Attachment 5. Hawai'i Electric Light Company, Inc. currently does not have a demand response program. Maui Electric Company, Limited has implemented the Fast Demand Response pilot program on a limited basis. Hawai'i Electric Light Company, Inc. plans to use the findings of Maui Electric Company, Limited's pilot program to help in the evaluation and development of future demand response programs. Maui Electric Company, Limited executes a weekly testing protocol which measures customer participation. This program is not currently used in response to actual system events. Therefore, Attachment 5 is not being provided for this reporting period.

- (3) Curtailment of non-dispatchable renewable resources:
- (a) Tabulation of each curtailment event for each resource including the starting date and time, duration, megawatt hours curtailed, peak MW curtailed, and reason for curtailment.
 - (b) Total MWh of non-dispatchable renewable resources curtailed for the month.

The following provides information with respect to items 3a) through 3b) – (all statements are current as of the month ending February 29, 2020):

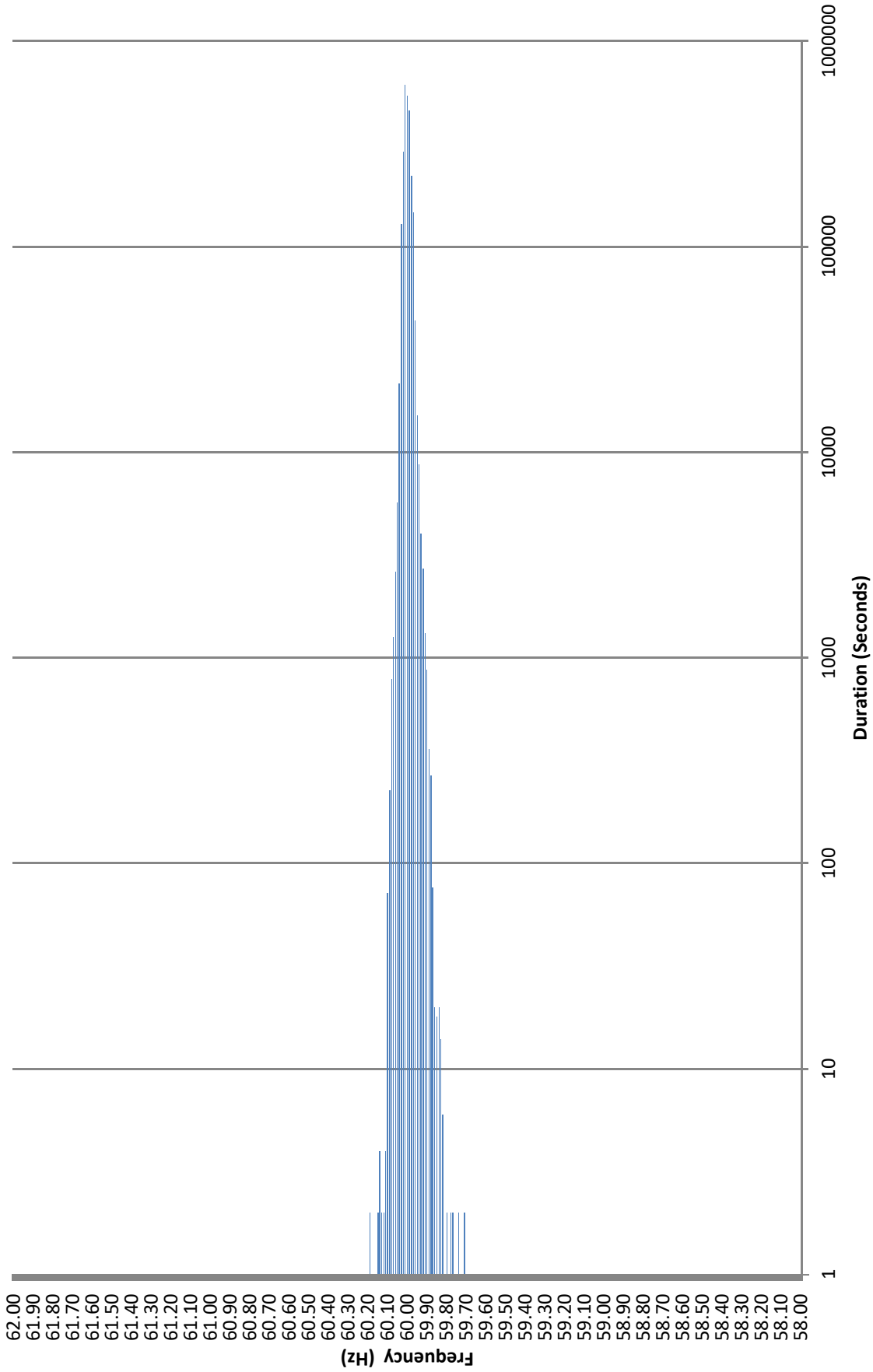
3a) Tabulation of each curtailment event for each resource including the starting date and time, duration, megawatt hours curtailed, peak MW curtailed, and reason for curtailment:

The tabulation of each curtailment event for each resource is provided in Attachment 6.

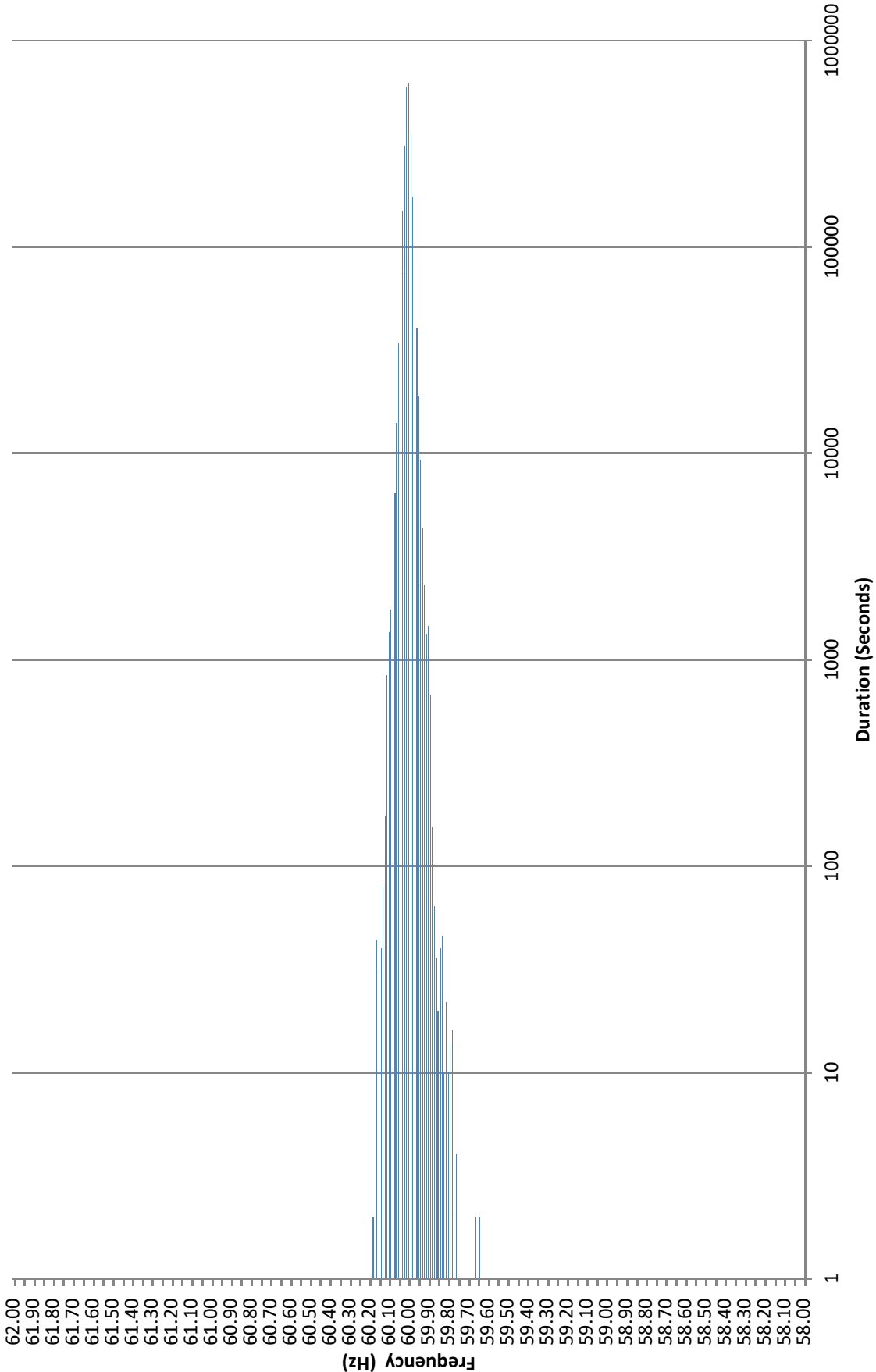
3b) Total MWh of non-dispatchable renewable resources curtailed for the month:

Curtailed MWh from non-dispatchable resources are difficult to determine due to the variability of the resource during curtailment periods. In some cases, the curtailed MWh estimates were provided by the IPPs under curtailment. The Company does not make any representations as to the accuracy of the curtailed MWh. The estimated MWh of non-dispatchable resources curtailed for the month are provided in Attachment 6, corresponding to each curtailment event.

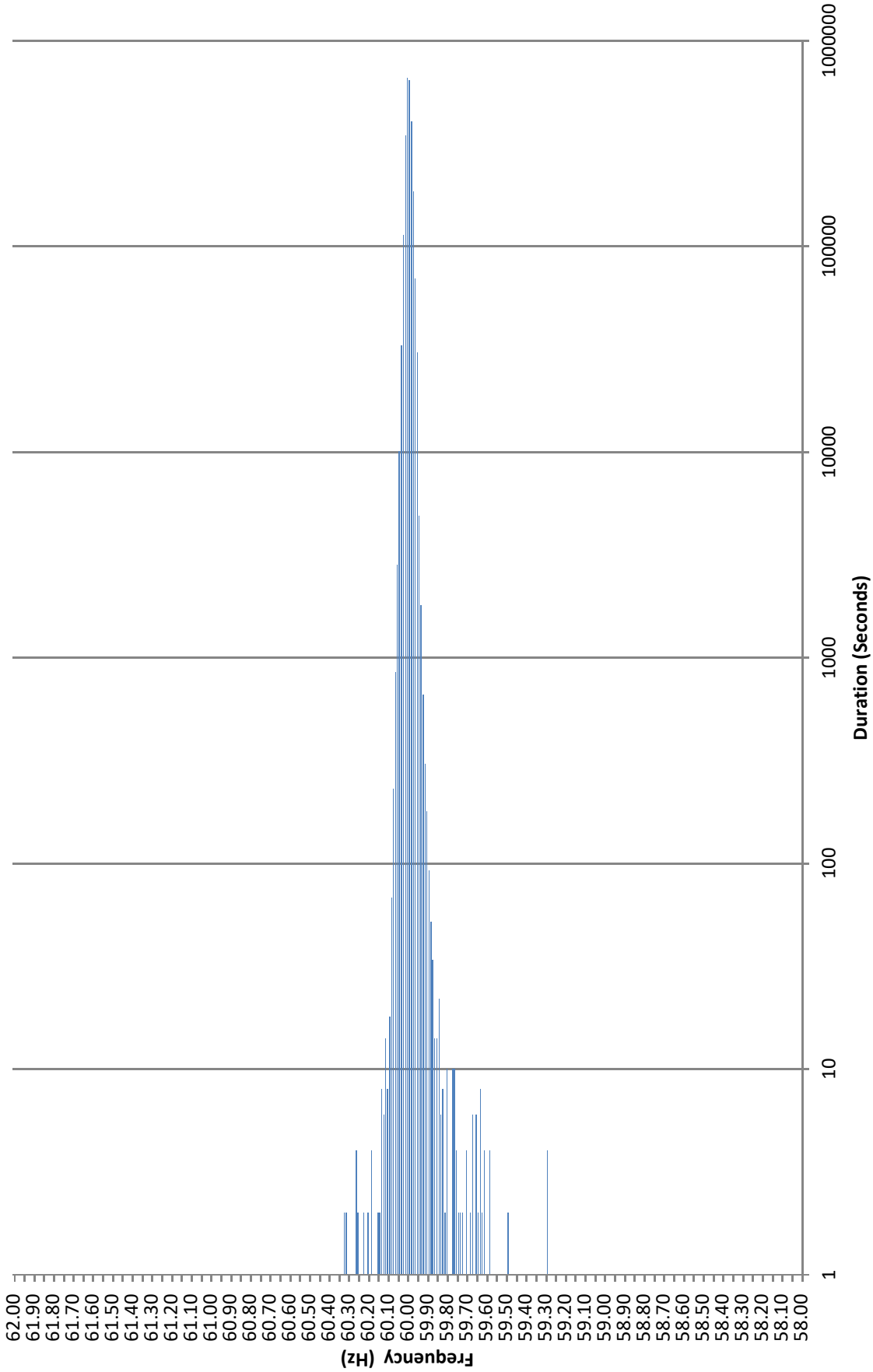
**Frequency Distribution Plot - Hawaiian Electric Company, Inc.
February 2020**



**Frequency Distribution Plot - Maui Electric Company, Limited
February 2020**



**Frequency Distribution Plot - Hawai'i Electric Light Company, Inc.
February 2020**



Hawaiian Electric Company, Inc. Frequency Excursion Statistics February 2020		
	<59.95 Hz	>60.05 Hz
Number of Excursions	1714	507
Maximum Duration (sec)	312	362
Maximum Deviation (Hz)	59.714	60.186
Total Duration of Excursions (sec)	23538	6832

Maui Electric Company, Limited Frequency Excursion Statistics February 2020		
	<59.95 Hz	>60.05 Hz
Number of Excursions	4641	6852
Maximum Duration (sec)	710	664
Maximum Deviation (Hz)	59.642	60.176
Total Duration of Excursions (sec)	27888	41094

Hawai'i Electric Light Company, Inc. Frequency Excursion Statistics February 2020		
	<59.95 Hz	>60.05 Hz
Number of Excursions	4788	512
Maximum Duration (sec)	98	44
Maximum Deviation (Hz)	59.286	60.316
Total Duration of Excursions (sec)	22758	2216

This page intentionally left blank.

HAWAII ELECTRIC LIGHT COMPANY, INC.
UNDERFREQUENCY LOAD SHEDDING EVENTS
February 2020

Event #	Date	Time	Frequency (Hz)			Load Shed (MW)	Duration (HH:MM)	Description
			Prior to Event	Nadir	Level UFLS Occurred			
1	2/20/2020	17:05	60.00	59.95	ROCOF	17.22	0:07	A distribution circuit problem caused UFLS protection to mis-operate when protective relays interpreted the event as meeting the ROCOF threshold.

Note: (ROCOF) is the Rate of Change of Frequency that operates when frequency change is greater than 2.0 Hz per second
(K) indicates "Kicker" (long time delay) stage operation.
59.50 Hz at 20-seconds
59.30 Hz at 10-seconds

Hawaiian Electric Company, Inc. Curtailment Report February 2020

Start Date/Time	Curtailment Set Point	MW output prior to start of curtailment	End Date/Time	MW output after curtailment released	Estimated MWh of curtailed energy during event (1)	IPP/Facility	Reason for Curtailment
01/27/20 10:56	Various	0.00	02/04/20 11:54	0	*	KSMakai	System constraints
02/01/20 08:43	0.0	6.00	02/01/20 09:12	0	*	Waianae	System constraints
02/01/20 08:47	0.0	1.60	02/01/20 09:16	0	*	Aloha1	System constraints
02/01/20 16:42	0.0	16.70	02/01/20 17:01	0	*	Waianae	System constraints
02/01/20 16:44	0.0	0.50	02/01/20 17:02	0	*	Aloha1	System constraints
02/01/20 23:56	0.0	0.00	02/02/20 00:02	0	*	Waianae	System constraints
02/03/20 05:53	0.0	0.00	02/03/20 07:31	0	*	KSMauka	System constraints
02/03/20 06:16	0.0	14.60	02/03/20 17:52	0	*	KWF	System constraints
02/03/20 06:27	0.0	0.00	02/03/20 17:45	0	*	KWMakai	System constraints
02/03/20 06:28	0.0	0.00	02/03/20 07:34	0	*	KWMauka	System constraints
02/03/20 15:48	0.0	10.70	02/03/20 15:54	0	*	Waipio	System constraints
02/03/20 16:10	0.0	17.70	02/03/20 17:56	0	*	KSMauka	System constraints
02/03/20 16:15	0.0	17.00	02/03/20 17:51	0	*	KWMauka	System constraints
02/04/20 06:44	Various	0.00	02/04/20 11:13	0	*	KSMauka	System constraints
02/04/20 07:11	0.0	0.00	02/04/20 07:19	0	*	North	System constraints
02/04/20 07:12	0.0	0.00	02/04/20 07:20	0	*	South	System constraints
02/04/20 15:11	0.0	1.00	02/04/20 17:30	0	*	KWMauka	System constraints
02/04/20 15:16	0.0	0.50	02/04/20 17:35	0	*	North	System constraints
02/04/20 15:17	0.0	0.20	02/04/20 17:36	0	*	South	System constraints
02/04/20 15:20	0.0	8.40	02/04/20 17:54	0	*	KSMauka	System constraints
02/05/20 08:34	Various	4.10	02/05/20 14:42	12.31	*	Waipio	System constraints
02/05/20 08:40	Various	1.81	02/05/20 14:42	2.37	*	Lani	System constraints
02/07/20 05:48	0.0	0.00	02/07/20 06:12	0	*	South	System constraints
02/07/20 05:49	0.0	0.00	02/07/20 06:11	0	*	North	System constraints
02/07/20 16:11	0.0	4.60	02/07/20 16:39	0	*	KWMauka	System constraints
02/07/20 16:13	0.0	2.60	02/07/20 16:40	0	*	KSMauka	System constraints
02/07/20 16:15	0.0	2.50	02/07/20 16:42	0	*	North	System constraints
02/07/20 16:16	0.0	1.00	02/07/20 16:43	0	*	South	System constraints
02/08/20 06:42	0.0	0.00	02/08/20 17:24	0	*	Aloha1	System constraints
02/08/20 06:50	0.0	0.00	02/08/20 06:59	0	*	Waianae	System constraints
02/08/20 16:11	0.0	27.50	02/08/20 17:22	0	*	Waianae	System constraints
02/10/20 10:16	0.0	0.00	02/10/20 19:12	0	*	KWMauka	System constraints
02/10/20 10:16	0.0	0.00	02/10/20 19:19	0	*	KSMauka	System constraints
02/10/20 18:43	0.0	10.10	02/10/20 19:04	0	*	KWF	System constraints
02/10/20 18:47	0.0	12.70	02/10/20 19:12	0	*	KWMakai	System constraints
02/11/20 06:08	0.0	0.00	02/11/20 07:22	0	*	KWMakai	System constraints
02/11/20 06:08	0.0	3.50	02/11/20 07:36	0	*	KWF	System constraints
02/11/20 06:11	0.0	0.00	02/11/20 07:16	0	*	KSMakai	System constraints
02/11/20 08:42	Various	6.45	02/11/20 10:04	8.09	*	Waipio	System constraints
02/11/20 08:44	Various	4.90	02/11/20 10:03	3.73	*	Lani	System constraints
02/11/20 15:41	0.0	0.60	02/11/20 16:48	0	*	KWMakai	System constraints
02/11/20 15:44	0.0	8.00	02/11/20 16:49	0	*	KSMakai	System constraints
02/11/20 15:46	0.0	0.60	02/11/20 16:45	0	*	KWF	System constraints
02/13/20 11:20	0.0	8.18	02/13/20 12:20	0.02	*	Lani	System constraints
02/13/20 01:20	0.0	19.81	02/13/20 02:20	0.35	*	Waipio	System constraints
02/14/20 16:08	0.0	21.20	02/14/20 17:01	0	*	KWF	System constraints
02/14/20 16:10	0.0	2.80	02/14/20 16:59	0	*	KWMakai	System constraints
02/14/20 16:13	0.0	9.30	02/14/20 17:00	0	*	KSMakai	System constraints
02/16/20 07:20	0.0	0.00	02/16/20 08:20	0.35	*	Waipio	System constraints
02/18/20 06:11	0.0	0.00	02/18/20 14:40	0	*	KWF	System constraints
02/18/20 06:18	0.0	0.00	02/18/20 06:45	0	*	KSMakai	System constraints
02/18/20 06:18	0.0	0.00	02/18/20 06:45	0	*	KSMauka	System constraints
02/18/20 06:21	0.0	5.00	02/18/20 06:43	0	*	KWMakai	System constraints
02/18/20 06:21	0.0	11.60	02/18/20 06:43	0	*	KWMauka	System constraints
02/18/20 12:06	0.0	8.30	02/18/20 14:31	0	*	KWMakai	System constraints
02/18/20 12:06	0.0	29.80	02/18/20 14:31	0	*	KWMauka	System constraints
02/18/20 12:10	0.0	12.00	02/18/20 14:34	0	*	KSMakai	System constraints
02/18/20 12:10	0.0	11.30	02/18/20 14:35	0	*	KSMauka	System constraints
02/19/20 06:43	0.0	9.60	02/19/20 07:24	0	*	KWMakai	System constraints
02/19/20 06:45	0.0	10.70	02/19/20 07:26	0	*	KSMakai	System constraints

Hawaiian Electric Company, Inc. Curtailment Report February 2020

Start Date/Time	Curtailment Set Point	MW output prior to start of curtailment	End Date/Time	MW output after curtailment released	Estimated MWh of curtailed energy during event (1)	IPP/Facility	Reason for Curtailment
02/19/20 06:53	0.0	23.80	02/19/20 07:59	0	*	KWF	System constraints
02/19/20 15:43	0.0	12.00	02/19/20 17:24	0	*	KWMakai	System constraints
02/19/20 15:46	0.0	4.90	02/19/20 17:26	0	*	KSMakai	System constraints
02/19/20 15:50	0.0	30.40	02/19/20 17:29	0	*	KWF	System constraints
02/21/20 07:38	0.0	1.52	02/21/20 08:38	0.02	*	Lani	System constraints
02/21/20 17:46	0.0	14.90	02/21/20 18:31	0	*	KWF	System constraints
02/21/20 17:49	0.0	2.40	02/21/20 18:27	0	*	KWMakai	System constraints
02/21/20 17:52	0.0	5.10	02/21/20 18:16	0	*	KSMakai	System constraints
02/22/20 08:30	0.0	7.50	02/22/20 09:14	0	*	KWF	System constraints
02/22/20 08:47	0.0	0.00	02/22/20 09:07	0	*	KWMakai	System constraints
02/22/20 08:49	0.0	3.30	02/22/20 09:09	0	*	KSMakai	System constraints
02/24/20 06:01	0.0	0.00	02/24/20 06:27	0	*	KWMakai	System constraints
02/24/20 06:02	0.0	0.00	02/24/20 06:24	0	*	KSMakai	System constraints
02/24/20 06:07	0.0	0.00	02/24/20 06:28	0	*	KWF	System constraints
02/24/20 15:05	0.0	1.76	02/24/20 15:42	0	*	KWF	System constraints
02/24/20 15:08	0.0	2.70	02/24/20 15:44	0	*	KWMakai	System constraints
02/24/20 15:13	0.0	0.00	02/24/20 15:42	0	*	KSMakai	System constraints
02/25/20 06:00	0.0	2.80	02/25/20 06:32	0	*	KWMakai	System constraints
02/25/20 06:01	0.0	0.00	02/25/20 06:30	0	*	KSMakai	System constraints
02/25/20 06:06	0.0	10.60	02/25/20 06:36	0	*	KWF	System constraints
02/25/20 14:58	0.0	10.20	02/25/20 15:37	0	*	KWMakai	System constraints
02/25/20 14:59	0.0	14.60	02/25/20 15:35	0	*	KWF	System constraints
02/25/20 15:02	0.0	13.50	02/25/20 15:40	0	*	KSMakai	System constraints
02/27/20 06:27	0.0	20.00	02/27/20 07:51	0	*	KWF	System constraints
02/27/20 06:32	0.0	8.10	02/27/20 07:44	0	*	KWMakai	System constraints
02/27/20 06:37	0.0	0.00	02/27/20 07:55	0	*	KSMakai	System constraints
02/27/20 06:09	Various	0.00	02/27/20 06:18	0	*	Lani	System constraints
02/27/20 06:09	Various	0.00	02/27/20 06:18	0	*	Waipio	System constraints
02/27/20 14:06	0.0	11.50	02/27/20 15:00	0	*	KWMakai	System constraints
02/27/20 14:07	0.0	13.45	02/27/20 15:02	0	*	KWF	System constraints
02/27/20 14:10	0.0	4.20	02/27/20 14:58	0	*	KSMakai	System constraints
02/27/20 09:41	Various	2.46	02/27/20 10:55	9.17	*	Lani	System constraints
02/27/20 09:41	Various	6.91	02/27/20 10:56	19.58	*	Waipio	System constraints
02/28/20 07:49	0.0	1.00	02/28/20 10:45	0	*	KSMakai	System constraints
02/28/20 10:58	0.0	5.64	02/28/20 11:24	0	*	KSMauka	Facility Requested
02/28/20 13:05	0.0	0.00	02/28/20 13:12	0	*	KSMauka	System constraints
02/28/20 13:11	0.0	11.00	02/28/20 13:21	0	*	KSMakai	Oversupply

Aloha1 = Aloha Solar Energy Fund I
KLS2 = Kalaeloa Solar Two
KREP = Kalaeloa Renewable Energy Partners
KWF = Kahuku Wind Power
Lani = Lanikuhana Solar
KSMakai = Kawaioloa Solar Makai
KSMauka = Kawaioloa Solar Mauka
KWMakai = Kawaioloa Wind Makai
KWMauka = Kawaioloa Wind Mauka
North = Waihonu North
South = Waihonu South
Waianae = EE Waianae Solar Project
Waipio = Waipio PV
WestL = West Loch PV

(1) The estimated MWh of energy curtailed during the event is supplied by IPP, and HECO does not make any representations as to its accuracy.

* Data has not been provided by IPP.



Maui Curtailment Report

February 2020

Start Date and Time	Duration (minutes)	IPP Curtailed	Estimated Curtailed MWH	Peak MW Curtailed	Reasons for Curtailment
2/1/2020 2:11	0:41	KWPPI	9.188489367	19.71660233	Oversupply
2/1/2020 2:16	0:41	AWE	0.365330903	20.10000038	Oversupply
2/1/2020 2:29	0:01	KWP	0.004395612	27.08571434	Oversupply
2/1/2020 2:31	0:01	KWP	0.001758258	27.56044006	Oversupply
2/1/2020 2:34	0:01	KWP	0.008791224	28.87912178	Oversupply
2/1/2020 2:54	1:26	KWPPI	9.892285502	15.57109642	Oversupply
2/1/2020 3:42	0:09	AWE	0.092459838	21	Oversupply
2/1/2020 3:52	0:01	AWE	7.47681E-05	21	Oversupply
2/1/2020 3:54	0:04	AWE	0.004298178	21	Oversupply
2/1/2020 3:59	0:02	AWE	0.000982698	21	Oversupply
2/1/2020 4:02	0:05	AWE	0.008205477	21	Oversupply
2/1/2020 4:08	0:07	AWE	0.058225791	21	Oversupply
2/1/2020 4:22	0:39	KWPPI	1.680487678	9.324893951	Oversupply
2/1/2020 5:03	0:02	KWPPI	0.005433337	5.662398338	Oversupply
2/1/2020 9:10	0:02	SSA2	0.00490	1.18700	Oversupply
2/1/2020 9:10	0:02	SSA3	0.00382	1.59700	Oversupply
2/1/2020 9:11	0:01	BS250	Data not available	Data not available	Oversupply
2/1/2020 9:37	0:01	SSA3	0.00993	1.90200	Oversupply
2/1/2020 9:38	0:01	SSA3	0.00993	1.90700	Oversupply
2/1/2020 9:38	0:01	SSA2	0.01065	0.37700	Oversupply
2/1/2020 9:38	0:01	SSA3	0.01015	0.05100	Oversupply
2/1/2020 9:39	0:01	SSA2	0.01065	0.47900	Oversupply
2/1/2020 9:39	0:01	SSA3	0.00972	0.27900	Oversupply
2/1/2020 9:39	0:01	SSA2	0.01065	0.03700	Oversupply
2/1/2020 9:40	0:01	SSA3	0.00972	0.04200	Oversupply
2/1/2020 9:40	0:01	SSA2	0.01065	0.04600	Oversupply
2/1/2020 9:41	0:13	BS250	Data not available	Data not available	Oversupply
2/1/2020 9:41	0:01	SSA3	0.01015	0.08600	Oversupply
2/1/2020 9:41	0:02	SSA2	0.02129	0.01800	Oversupply
2/1/2020 9:41	0:01	SSA3	0.00972	0.01200	Oversupply
2/1/2020 9:42	0:01	KWPPI	0.004759709	8.035535812	Oversupply
2/1/2020 9:42	0:01	SSA3	0.00993	-0.00100	Oversupply
2/1/2020 9:43	0:10	SSA3	0.30151	0.00700	Oversupply
2/1/2020 9:43	0:10	SSA2	0.28155	0.00600	Oversupply
2/1/2020 9:44	0:10	KWPPI	0.327042357	15.50423336	Oversupply
2/1/2020 9:53	0:01	SSA3	0.02605	0.00300	Oversupply
2/1/2020 9:53	0:01	SSA2	0.02591	-0.00100	Oversupply
2/1/2020 9:54	0:02	SSA3	0.07761	0.03900	Oversupply
2/1/2020 9:54	0:04	SSA2	0.12955	0.00300	Oversupply
2/1/2020 9:55	0:04	BS250	Data not available	Data not available	Oversupply
2/1/2020 9:55	0:02	KWPPI	0.022520955	14.91044998	Oversupply
2/1/2020 9:56	0:01	SSA3	0.02550	0.01000	Oversupply
2/1/2020 9:57	0:02	SSA3	0.05044	0.26800	Oversupply
2/1/2020 9:58	0:02	KWPPI	0.019565312	14.63601208	Oversupply
2/1/2020 9:58	0:01	SSA3	0.02550	0.00000	Oversupply
2/1/2020 9:58	0:01	SSA2	0.02591	0.00100	Oversupply
2/1/2020 9:59	0:01	SSA3	0.02710	0.12700	Oversupply
2/1/2020 9:59	0:01	SSA2	0.02548	0.11300	Oversupply
2/1/2020 10:00	0:01	SSA3	0.02681	0.14200	Oversupply
2/1/2020 10:00	0:01	SSA2	0.02860	0.13500	Oversupply
2/1/2020 10:01	0:01	SSA3	0.02681	0.32000	Oversupply
2/1/2020 10:01	0:01	SSA2	0.02860	0.15300	Oversupply
2/1/2020 10:02	0:01	SSA3	0.02740	0.48000	Oversupply
2/1/2020 10:02	0:01	SSA2	0.02860	0.16000	Oversupply
2/1/2020 10:02	0:01	SSA3	0.02740	0.54500	Oversupply
2/1/2020 10:03	0:01	SSA2	0.02860	0.23700	Oversupply
2/1/2020 10:03	0:01	SSA3	0.02681	0.50600	Oversupply
2/1/2020 10:04	0:32	BS250	Data not available	Data not available	Oversupply
2/1/2020 10:04	0:33	KWPPI	2.798782285	18.11787796	Oversupply
2/1/2020 10:04	0:32	SSA2	1.12313	0.24400	Oversupply
2/1/2020 10:04	0:32	SSA3	1.17149	0.02300	Oversupply
2/1/2020 10:36	0:01	SSA3	0.02769	-0.00100	Oversupply
2/1/2020 10:36	0:01	SSA3	0.02769	0.05400	Oversupply
2/1/2020 10:36	0:01	SSA2	0.02734	0.05000	Oversupply
2/1/2020 10:37	0:01	SSA3	0.02710	0.08600	Oversupply
2/1/2020 10:37	0:01	SSA2	0.02734	0.08900	Oversupply
2/1/2020 10:38	0:01	SSA3	0.02651	0.09400	Oversupply
2/1/2020 10:38	0:01	SSA2	0.02843	0.12800	Oversupply
2/1/2020 10:39	0:01	SSA3	0.02769	0.13800	Oversupply
2/1/2020 10:39	0:01	SSA2	0.02843	0.12700	Oversupply
2/1/2020 10:39	0:01	SSA3	0.02710	0.13000	Oversupply
2/1/2020 10:40	0:01	SSA2	0.02843	0.36100	Oversupply
2/1/2020 10:41	0:01	SSA2	0.02788	0.72800	Oversupply



Maui Curtailment Report

February 2020

Start Date and Time	Duration (minutes)	IPP Curtailed	Estimated Curtailed MWH	Peak MW Curtailed	Reasons for Curtailment
2/1/2020 10:41	0:01	SSA3	0.02769	0.67700	Oversupply
2/1/2020 10:42	0:01	SSA2	0.02843	1.18100	Oversupply
2/1/2020 10:42	0:01	SSA3	0.02710	1.10300	Oversupply
2/1/2020 10:42	0:01	SSA2	0.02734	1.93300	Oversupply
2/1/2020 10:43	0:01	SSA3	0.03064	1.80900	Oversupply
2/1/2020 10:43	0:01	SSA2	0.02734	1.63400	Oversupply
2/1/2020 10:43	0:01	SSA3	0.02710	2.45100	Oversupply
2/1/2020 10:44	0:01	SSA2	0.03088	0.03700	Oversupply
2/1/2020 10:44	0:01	SSA3	0.02996	0.11600	Oversupply
2/1/2020 10:45	0:03	SSA2	0.12189	0.69600	Oversupply
2/1/2020 10:45	0:01	SSA3	0.03208	0.06900	Oversupply
2/1/2020 10:46	0:04	BS250	Data not available	Data not available	Oversupply
2/1/2020 10:46	0:03	KWPPI	0.068494248	8.66724205	Oversupply
2/1/2020 10:46	0:03	SSA3	0.12973	0.02100	Oversupply
2/1/2020 10:48	0:01	SSA2	0.03062	0.01900	Oversupply
2/1/2020 10:49	0:01	SSA3	0.03208	0.06500	Oversupply
2/1/2020 10:49	0:01	SSA2	0.03062	0.05700	Oversupply
2/1/2020 10:50	0:01	SSA3	0.03139	0.09600	Oversupply
2/1/2020 10:50	0:01	SSA2	0.03062	0.11900	Oversupply
2/1/2020 10:50	0:01	SSA3	0.03208	0.21600	Oversupply
2/1/2020 10:51	0:03	SSA2	0.09127	0.13500	Oversupply
2/1/2020 10:51	0:04	SSA3	0.16739	0.54700	Oversupply
2/1/2020 10:52	0:02	BS250	Data not available	Data not available	Oversupply
2/1/2020 10:54	0:01	SSA2	0.03062	0.12600	Oversupply
2/1/2020 10:54	0:01	SSA2	0.03003	0.01300	Oversupply
2/1/2020 10:55	0:01	KWPPI	0.00730443	8.661253929	Oversupply
2/1/2020 10:55	0:01	SSA3	0.03278	0.09000	Oversupply
2/1/2020 10:55	0:01	SSA2	0.03062	0.08400	Oversupply
2/1/2020 10:56	0:01	SSA3	0.03208	0.13800	Oversupply
2/1/2020 10:56	0:01	SSA2	0.03003	0.12100	Oversupply
2/1/2020 10:57	0:01	SSA3	0.03139	0.14100	Oversupply
2/1/2020 10:57	0:01	SSA2	0.03062	0.28500	Oversupply
2/1/2020 10:57	0:01	SSA3	0.03208	0.06900	Oversupply
2/1/2020 10:58	0:19	SSA2	0.77602	0.13300	Oversupply
2/1/2020 10:58	0:19	SSA3	0.83751	0.10800	Oversupply
2/1/2020 10:59	0:18	BS250	Data not available	Data not available	Oversupply
2/1/2020 10:59	0:19	KWPPI	0.942959742	11.26591682	Oversupply
2/1/2020 11:17	0:01	SSA3	0.03631	0.03800	Oversupply
2/1/2020 11:17	0:01	SSA2	0.04068	0.02500	Oversupply
2/1/2020 11:18	0:01	SSA3	0.03631	0.10900	Oversupply
2/1/2020 11:18	0:01	SSA2	0.04068	0.21200	Oversupply
2/1/2020 11:18	0:01	SSA3	0.03553	0.16100	Oversupply
2/1/2020 11:19	0:01	SSA2	0.04068	0.06800	Oversupply
2/1/2020 11:19	0:01	SSA3	0.03476	0.01800	Oversupply
2/1/2020 11:20	0:01	SSA2	0.04068	0.00800	Oversupply
2/1/2020 11:20	0:01	SSA3	0.03631	0.10400	Oversupply
2/1/2020 11:20	0:01	SSA2	0.04068	0.18000	Oversupply
2/1/2020 11:21	2:51	BS250	Data not available	Data not available	Oversupply
2/1/2020 11:21	2:51	KWPPI	45.67750144	20.70757294	Oversupply
2/1/2020 11:21	2:51	SSA3	7.89298	0.08000	Oversupply
2/1/2020 11:21	2:50	SSA2	4.38895	0.00500	Oversupply
2/1/2020 11:41	0:18	AWE	0.171037579	17	Oversupply
2/1/2020 13:28	0:08	AWE	0.091926511	18.29999924	Oversupply
2/1/2020 13:40	0:25	AWE	0.146343263	12.09999943	Oversupply
2/1/2020 14:06	0:01	AWE	0.005365308	9.300000191	Oversupply
2/1/2020 14:11	0:01	SSA2	0.02697	0.03000	Oversupply
2/1/2020 14:13	0:05	SSA3	0.24177	2.81100	Oversupply
2/1/2020 14:14	0:05	BS250	Data not available	Data not available	Oversupply
2/1/2020 14:14	1:00	KWPPI	11.10255633	20.70757294	Oversupply
2/1/2020 14:14	0:05	SSA2	0.18948	0.81100	Oversupply
2/1/2020 14:18	0:01	SSA3	0.03696	0.01500	Oversupply
2/1/2020 14:19	0:01	SSA2	0.03378	0.08900	Oversupply
2/1/2020 14:19	0:54	SSA3	1.89977	0.11900	Oversupply
2/1/2020 14:20	0:02	BS250	Data not available	Data not available	Oversupply
2/1/2020 14:20	0:54	SSA2	2.46006	0.06700	Oversupply
2/1/2020 14:22	0:13	AWE	0.111827183	15.59999943	Oversupply
2/1/2020 14:39	0:35	BS250	Data not available	Data not available	Oversupply
2/1/2020 15:13	0:01	SSA2	0.04111	-0.00100	Oversupply
2/1/2020 15:14	0:01	SSA3	0.02890	-0.00100	Oversupply
2/1/2020 15:14	0:01	SSA2	0.03978	0.38500	Oversupply
2/1/2020 15:14	0:01	SSA3	0.02720	0.11700	Oversupply
2/1/2020 15:15	0:01	SSA2	0.03845	1.00400	Oversupply
2/1/2020 15:15	0:01	SSA3	0.02730	0.15000	Oversupply



Maui Curtailment Report

February 2020

Start Date and Time	Duration (minutes)	IPP Curtailed	Estimated Curtailed MWH	Peak MW Curtailed	Reasons for Curtailment
2/1/2020 15:16	0:11	BS250	Data not available	Data not available	Oversupply
2/1/2020 15:16	0:10	SSA2	0.46067	0.08100	Oversupply
2/1/2020 15:16	0:10	SSA3	0.35078	0.00300	Oversupply
2/1/2020 15:17	0:10	KWPPI	0.291051801	20.70757294	Oversupply
2/1/2020 15:26	0:01	SSA3	0.02671	0.01000	Oversupply
2/1/2020 15:26	0:01	SSA2	0.03845	0.00700	Oversupply
2/1/2020 15:27	0:01	SSA3	0.02730	0.11200	Oversupply
2/1/2020 15:27	0:01	SSA2	0.03845	0.42500	Oversupply
2/1/2020 15:27	0:01	SSA3	0.02730	0.12300	Oversupply
2/1/2020 15:28	0:01	SSA2	0.03845	0.81700	Oversupply
2/1/2020 15:28	0:01	SSA3	0.02671	0.24500	Oversupply
2/1/2020 15:29	0:01	SSA2	0.03515	1.42000	Oversupply
2/1/2020 15:29	0:01	SSA3	0.02029	0.41900	Oversupply
2/1/2020 15:30	0:01	SSA2	0.01379	1.05600	Oversupply
2/1/2020 15:30	0:01	SSA3	0.00906	0.64900	Oversupply
2/1/2020 15:31	0:01	SSA2	0.01379	0.89800	Oversupply
2/1/2020 15:31	0:01	SSA3	0.00887	0.92700	Oversupply
2/1/2020 15:31	0:01	SSA3	0.00906	0.92100	Oversupply
2/1/2020 15:31	0:01	SSA2	0.01379	0.99700	Oversupply
2/1/2020 15:32	0:01	SSA3	0.00906	1.57000	Oversupply
2/1/2020 15:33	0:01	SSA2	0.01379	1.74800	Oversupply
2/1/2020 15:34	0:01	SSA3	0.00906	1.58500	Oversupply
2/1/2020 15:34	0:01	SSA2	0.01379	0.66400	Oversupply
2/1/2020 15:34	0:01	SSA3	0.00868	1.68100	Oversupply
2/1/2020 15:35	0:01	SSA2	0.01379	1.29200	Oversupply
2/1/2020 15:35	0:01	SSA3	0.01041	1.16900	Oversupply
2/1/2020 15:36	0:01	SSA2	0.01379	1.36100	Oversupply
2/1/2020 15:37	0:01	SSA2	0.01379	1.20100	Oversupply
2/1/2020 15:37	0:01	SSA3	0.00906	2.08400	Oversupply
2/1/2020 15:37	0:01	SSA2	0.01379	1.05600	Oversupply
2/1/2020 15:38	0:01	SSA3	0.00887	0.20400	Oversupply
2/1/2020 15:38	0:01	SSA2	0.01379	0.78800	Oversupply
2/1/2020 15:38	0:01	SSA3	0.00906	0.33400	Oversupply
2/1/2020 15:39	0:01	SSA2	0.01379	1.96900	Oversupply
2/1/2020 15:39	0:01	SSA3	0.00887	1.65400	Oversupply
2/1/2020 15:40	0:01	SSA3	0.00868	1.25700	Oversupply
2/1/2020 15:40	0:01	SSA2	0.01379	2.04400	Oversupply
2/1/2020 15:41	0:01	SSA3	0.00887	0.48300	Oversupply
2/1/2020 15:41	0:01	SSA2	0.01379	1.90900	Oversupply
2/1/2020 15:42	0:01	SSA3	0.00906	1.58000	Oversupply
2/1/2020 15:42	0:01	SSA2	0.01379	1.57900	Oversupply
2/1/2020 15:42	0:01	SSA3	0.00887	1.05500	Oversupply
2/1/2020 15:43	0:01	SSA2	0.01379	1.73300	Oversupply
2/1/2020 15:44	0:01	SSA2	0.00987	2.72900	Oversupply
2/1/2020 15:45	0:01	SSA2	0.00895	2.74000	Oversupply
2/1/2020 15:46	0:01	SSA2	0.00895	0.07000	Oversupply
2/1/2020 15:46	0:01	SSA3	0.00421	1.95800	Oversupply
2/1/2020 15:47	0:01	SSA3	0.00421	1.02300	Oversupply
2/1/2020 15:47	0:01	SSA2	0.00877	0.66300	Oversupply
2/1/2020 15:48	0:01	SSA3	0.00412	1.77900	Oversupply
2/1/2020 15:48	0:01	SSA2	0.00895	2.23600	Oversupply
2/1/2020 15:48	0:01	SSA3	0.00421	1.36500	Oversupply
2/1/2020 15:49	0:01	SSA2	0.00895	1.82900	Oversupply
2/1/2020 15:49	0:01	SSA3	0.00430	1.88200	Oversupply
2/1/2020 15:50	0:01	SSA2	0.00895	1.73700	Oversupply
2/1/2020 15:50	0:01	SSA3	0.00412	1.05200	Oversupply
2/1/2020 15:50	0:01	SSA2	0.00895	1.42300	Oversupply
2/1/2020 15:51	0:01	SSA3	0.00412	1.27100	Oversupply
2/1/2020 15:51	0:01	SSA2	0.00895	1.23900	Oversupply
2/1/2020 15:52	0:01	SSA3	0.00421	0.63100	Oversupply
2/1/2020 15:52	0:01	SSA2	0.00895	1.79700	Oversupply
2/1/2020 15:52	0:01	SSA3	0.00412	0.40300	Oversupply
2/1/2020 15:53	0:01	SSA2	0.00895	1.63900	Oversupply
2/1/2020 15:53	0:01	SSA3	0.00421	1.47900	Oversupply
2/1/2020 15:54	0:01	SSA2	0.00895	1.37700	Oversupply
2/1/2020 16:03	0:01	SSA3	-0.00027	1.73500	Oversupply
2/1/2020 16:03	0:01	SSA2	-0.00126	2.54200	Oversupply
2/1/2020 19:24	0:32	KWPPI	6.129156261	20.70757294	Oversupply
2/1/2020 23:45	0:06	KWPPI	0.093001715	20.69060707	Oversupply
2/1/2020 23:52	0:01	KWPPI	0.004483922	20.65468025	Oversupply
2/1/2020 23:54	1:27	KWPPI	7.179416927	20.66865158	Oversupply
2/2/2020 1:34	0:01	KWPPI	0.000600481	13.16602421	Oversupply
2/2/2020 2:35	0:04	KWPPI	0.105111154	19.39625931	Oversupply



Maui Curtailment Report

February 2020

Start Date and Time	Duration (minutes)	IPP Curtailed	Estimated Curtailed MWH	Peak MW Curtailed	Reasons for Curtailment
2/2/2020 2:40	0:05	KWPPI	0.120905622	19.3782959	Oversupply
2/2/2020 2:55	0:01	KWPPI	0.001538595	15.94133759	Oversupply
2/2/2020 2:57	0:09	KWPPI	0.143857686	18.11688042	Oversupply
2/2/2020 3:12	4:33	KWPPI	32.21111931	20.70158386	Oversupply
2/2/2020 6:47	0:56	BS250	Data not available	Data not available	Oversupply
2/2/2020 7:01	0:43	SSA3	0.03960	0.00000	Oversupply
2/2/2020 7:07	0:37	SSA2	0.04242	-0.00200	Oversupply
2/2/2020 7:44	0:14	SSA3	0.09208	0.06300	Oversupply
2/2/2020 7:45	0:14	BS250	Data not available	Data not available	Oversupply
2/2/2020 7:45	0:13	SSA2	0.02949	-0.00200	Oversupply
2/2/2020 7:46	0:13	KWPPI	0.639288155	20.70757294	Oversupply
2/2/2020 7:58	0:01	SSA2	0.00197	0.01000	Oversupply
2/2/2020 7:58	0:01	SSA3	0.00540	0.34800	Oversupply
2/2/2020 8:00	0:01	SSA3	0.00746	0.44700	Oversupply
2/2/2020 8:01	0:01	BS250	Data not available	Data not available	Oversupply
2/2/2020 8:01	0:01	SSA2	0.00577	0.16000	Oversupply
2/2/2020 8:01	0:01	SSA3	0.00746	0.46700	Oversupply
2/2/2020 8:02	0:01	SSA2	0.00577	0.22000	Oversupply
2/2/2020 8:02	0:01	SSA3	0.00746	0.11100	Oversupply
2/2/2020 8:03	0:01	SSA2	0.00566	0.03400	Oversupply
2/2/2020 8:03	5:14	SSA3	11.73868	0.02400	Oversupply
2/2/2020 8:04	5:16	BS250	Data not available	Data not available	Oversupply
2/2/2020 8:04	0:01	SSA2	0.00566	0.00500	Oversupply
2/2/2020 8:05	0:01	SSA2	0.00577	0.03300	Oversupply
2/2/2020 8:05	5:14	SSA2	10.63040	0.02800	Oversupply
2/2/2020 8:06	5:14	KWPPI	58.88129183	20.70557594	Oversupply
2/2/2020 9:50	0:01	AWE	0.002835083	20.5	Oversupply
2/2/2020 10:30	0:02	AWE	0.01226112	9.099999428	Oversupply
2/2/2020 13:17	0:01	SSA3	0.03621	0.00300	Oversupply
2/2/2020 13:18	0:01	SSA3	0.03779	0.00400	Oversupply
2/2/2020 13:19	0:01	SSA3	0.03621	0.01200	Oversupply
2/2/2020 13:19	0:01	SSA2	0.04082	-0.00300	Oversupply
2/2/2020 13:20	0:01	SSA3	0.03700	0.25300	Oversupply
2/2/2020 13:20	0:01	SSA2	0.04082	0.00900	Oversupply
2/2/2020 13:20	0:01	SSA3	0.03621	0.24200	Oversupply
2/2/2020 13:21	0:01	SSA2	0.04082	0.12900	Oversupply
2/2/2020 13:21	0:01	SSA3	0.03936	0.09700	Oversupply
2/2/2020 13:22	0:03	BS250	Data not available	Data not available	Oversupply
2/2/2020 13:22	0:01	SSA2	0.04082	0.27500	Oversupply
2/2/2020 13:22	1:01	SSA3	2.78778	0.02100	Oversupply
2/2/2020 13:23	0:04	KWPPI	0.065419563	10.95655155	Oversupply
2/2/2020 13:23	1:01	SSA2	2.78480	0.16500	Oversupply
2/2/2020 13:26	0:03	AWE	0.021876717	12.59999943	Oversupply
2/2/2020 13:28	0:02	BS250	Data not available	Data not available	Oversupply
2/2/2020 13:28	0:55	KWPPI	6.390828081	12.10918903	Oversupply
2/2/2020 13:30	0:03	AWE	0.026666657	15.59999943	Oversupply
2/2/2020 13:33	0:01	BS250	Data not available	Data not available	Oversupply
2/2/2020 13:36	0:04	AWE	0.045897516	18.69999886	Oversupply
2/2/2020 13:40	0:44	BS250	Data not available	Data not available	Oversupply
2/2/2020 13:46	0:01	AWE	0.001407814	21	Oversupply
2/2/2020 14:23	0:01	SSA2	0.03059	0.00000	Oversupply
2/2/2020 14:23	0:01	SSA3	0.02625	0.03800	Oversupply
2/2/2020 14:24	0:01	SSA3	0.02625	0.46100	Oversupply
2/2/2020 14:24	0:01	SSA2	0.03059	0.18400	Oversupply
2/2/2020 14:25	0:01	SSA3	0.02513	0.88000	Oversupply
2/2/2020 14:25	0:01	SSA2	0.03000	1.08000	Oversupply
2/2/2020 14:50	0:01	SSA3	0.00159	2.81800	Oversupply
2/2/2020 14:51	0:01	SSA2	0.00056	2.80500	Oversupply
2/2/2020 14:51	0:01	SSA3	0.00159	2.01600	Oversupply
2/2/2020 16:46	0:01	KWPPI	0.000432447	0.025946837	Oversupply
2/2/2020 22:29	0:02	KWPPI	0.01619846	13.69593811	Oversupply
2/2/2020 23:12	0:03	KWPPI	0.043378464	15.3695097	Oversupply
2/3/2020 0:36	0:04	KWPPI	0.040115118	13.17999554	Oversupply
2/3/2020 0:54	0:25	KWPPI	1.192828433	14.43841743	Oversupply
2/3/2020 1:27	2:14	KWPPI	28.59266758	18.78251648	Oversupply
2/3/2020 1:34	0:01	AWE	0.010877101	20.79999924	Oversupply
2/3/2020 1:38	0:11	AWE	0.115407848	21	Oversupply
2/3/2020 1:50	0:02	AWE	0.000816059	21	Oversupply
2/3/2020 1:53	0:01	AWE	0.002240976	21	Oversupply
2/3/2020 1:55	0:12	AWE	0.114668592	21	Oversupply
2/3/2020 2:14	0:34	AWE	0.347121811	17.69999886	Oversupply
2/3/2020 2:58	0:06	AWE	0.053835169	17.60000038	Oversupply
2/3/2020 3:12	0:21	AWE	0.200491619	17.69999886	Oversupply



Maui Curtailment Report

February 2020

Start Date and Time	Duration (minutes)	IPP Curtailed	Estimated Curtailed MWH	Peak MW Curtailed	Reasons for Curtailment
2/3/2020 3:43	0:06	KWPPI	0.181705292	8.553474426	Oversupply
2/3/2020 3:50	0:11	KWPPI	0.294624074	8.808951378	Oversupply
2/3/2020 4:01	0:01	AWE	0.001907698	21	Oversupply
2/3/2020 4:02	1:04	KWPPI	6.59763421	14.7397995	Oversupply
2/3/2020 5:14	0:01	KWPPI	0.012791141	9.215119362	Oversupply
2/3/2020 5:28	0:04	KWPPI	0.217998107	14.84957504	Oversupply
2/3/2020 5:36	0:14	KWPPI	1.054808855	14.12406158	Oversupply
2/3/2020 7:31	0:05	SSA3	0.00353	0.05300	Oversupply
2/3/2020 7:31	0:05	SSA2	0.00291	0.05500	Oversupply
2/3/2020 7:32	0:05	BS250	Data not available	Data not available	Oversupply
2/3/2020 7:32	0:05	KWPPI	0.074885845	19.40923309	Oversupply
2/3/2020 10:26	0:02	AWE	0.005648359	21	Oversupply
2/3/2020 10:32	0:05	AWE	0.103472106	21	Oversupply
2/3/2020 11:00	0:01	SSA2	0.00034	1.71600	Oversupply
2/3/2020 11:01	0:01	SSA3	0.00093	2.66300	Oversupply
2/3/2020 11:01	0:01	SSA2	0.00034	2.57100	Oversupply
2/3/2020 11:03	0:01	SSA3	0.00097	2.67700	Oversupply
2/4/2020 11:34	0:01	SSA3	0.00253	2.80200	Oversupply
2/4/2020 11:35	0:01	SSA3	0.00248	2.80300	Oversupply
2/4/2020 11:35	0:01	SSA2	0.00364	2.77400	Oversupply
2/4/2020 11:38	0:01	SSA3	0.00248	2.81800	Oversupply
2/4/2020 11:38	0:01	SSA2	0.00357	2.78400	Oversupply
2/4/2020 11:39	0:01	SSA3	0.00253	2.81200	Oversupply
2/4/2020 11:39	0:01	SSA2	0.00364	2.79300	Oversupply
2/4/2020 11:40	0:01	SSA2	0.00364	1.96900	Oversupply
2/4/2020 11:40	0:01	SSA3	0.00253	2.00300	Oversupply
2/4/2020 11:41	0:01	SSA3	0.00253	2.49300	Oversupply
2/4/2020 11:41	0:01	SSA2	0.00364	2.18100	Oversupply
2/4/2020 11:42	0:01	SSA3	0.00248	2.57300	Oversupply
2/4/2020 11:42	0:01	SSA2	0.00364	2.81700	Oversupply
2/4/2020 11:42	0:01	SSA3	0.00253	2.41400	Oversupply
2/4/2020 11:43	0:01	SSA2	0.00364	2.01600	Oversupply
2/4/2020 11:43	0:01	SSA3	0.00248	2.12600	Oversupply
2/4/2020 11:43	0:01	SSA2	0.00364	2.20200	Oversupply
2/4/2020 11:47	0:01	SSA3	0.01292	2.86400	Oversupply
2/4/2020 11:48	0:01	SSA2	0.01227	2.05000	Oversupply
2/4/2020 11:48	0:01	SSA3	0.01265	2.25600	Oversupply
2/4/2020 11:49	0:01	SSA2	0.01251	1.75200	Oversupply
2/4/2020 11:49	0:01	SSA3	0.01265	0.07400	Oversupply
2/4/2020 11:49	0:01	SSA3	0.01292	0.91700	Oversupply
2/4/2020 11:50	0:01	SSA2	0.01251	2.04100	Oversupply
2/4/2020 11:50	0:01	SSA3	0.01293	2.31100	Oversupply
2/4/2020 11:50	0:01	SSA2	0.01251	2.41000	Oversupply
2/4/2020 11:51	0:01	SSA3	0.01265	2.22000	Oversupply
2/4/2020 11:51	0:01	SSA2	0.01251	2.55300	Oversupply
2/4/2020 11:52	0:01	SSA3	0.01292	1.69300	Oversupply
2/4/2020 11:52	0:01	SSA2	0.01251	2.18300	Oversupply
2/4/2020 11:53	0:01	SSA3	0.01293	0.88700	Oversupply
2/4/2020 11:53	0:01	SSA2	0.01251	0.37300	Oversupply
2/4/2020 11:53	0:01	SSA3	0.01265	1.68200	Oversupply
2/4/2020 11:54	0:01	SSA2	0.01251	1.39300	Oversupply
2/4/2020 11:55	0:01	SSA3	0.01238	2.86600	Oversupply
2/4/2020 11:56	0:01	SSA2	0.01251	1.85300	Oversupply
2/4/2020 11:56	0:01	SSA3	0.01265	0.57600	Oversupply
2/4/2020 11:56	0:01	SSA2	0.01251	0.32500	Oversupply
2/4/2020 11:56	0:01	SSA3	0.01238	0.89200	Oversupply
2/4/2020 11:57	0:01	SSA3	0.01265	2.38400	Oversupply
2/4/2020 11:57	0:01	SSA2	0.01251	0.97100	Oversupply
2/4/2020 11:58	0:01	SSA3	0.01292	2.06700	Oversupply
2/4/2020 11:58	0:01	SSA2	0.01251	2.66200	Oversupply
2/4/2020 11:59	0:01	SSA3	0.01296	1.94400	Oversupply
2/4/2020 11:59	0:01	SSA2	0.01398	1.37700	Oversupply
2/4/2020 12:00	0:01	SSA3	0.01460	1.72300	Oversupply
2/4/2020 12:00	0:01	SSA2	0.01569	1.83700	Oversupply
2/4/2020 12:00	0:01	SSA3	0.01429	1.83100	Oversupply
2/4/2020 12:01	0:01	SSA2	0.01569	2.04700	Oversupply
2/4/2020 12:01	0:01	SSA3	0.01460	1.91500	Oversupply
2/4/2020 12:02	0:01	SSA2	0.01569	2.03000	Oversupply
2/4/2020 12:02	0:01	SSA3	0.01460	2.29800	Oversupply
2/4/2020 12:03	0:01	SSA2	0.01569	2.43500	Oversupply
2/4/2020 12:03	0:01	SSA3	0.01429	2.50800	Oversupply
2/4/2020 12:03	0:01	SSA2	0.01508	1.99400	Oversupply
2/4/2020 12:03	0:01	SSA3	0.01429	1.52900	Oversupply



Maui Curtailment Report

February 2020

Start Date and Time	Duration (minutes)	IPP Curtailed	Estimated Curtailed MWH	Peak MW Curtailed	Reasons for Curtailment
2/4/2020 12:04	0:01	SSA3	0.01460	0.79200	Oversupply
2/4/2020 12:04	0:01	SSA2	0.01569	0.84600	Oversupply
2/4/2020 12:05	0:01	SSA3	0.01398	1.09200	Oversupply
2/4/2020 12:05	0:01	SSA2	0.01569	1.00300	Oversupply
2/4/2020 12:06	0:01	SSA3	0.01397	1.66300	Oversupply
2/4/2020 12:06	0:01	SSA2	0.01569	1.30400	Oversupply
2/4/2020 12:06	0:01	SSA3	0.01460	1.64000	Oversupply
2/4/2020 12:07	0:01	SSA2	0.01569	1.87300	Oversupply
2/4/2020 12:07	0:01	SSA3	0.01460	1.62800	Oversupply
2/4/2020 12:08	0:01	SSA2	0.01569	1.35300	Oversupply
2/4/2020 12:08	0:01	SSA3	0.01429	1.67100	Oversupply
2/4/2020 12:09	0:01	SSA2	0.01569	1.55600	Oversupply
2/4/2020 12:09	0:01	SSA3	0.01460	1.34300	Oversupply
2/4/2020 12:09	0:01	SSA2	0.01569	1.17400	Oversupply
2/4/2020 12:10	0:01	SSA3	0.01460	0.84900	Oversupply
2/4/2020 12:10	0:01	SSA2	0.01569	0.79200	Oversupply
2/4/2020 12:10	0:01	SSA3	0.01429	1.34700	Oversupply
2/4/2020 12:11	0:01	SSA3	0.01615	2.28500	Oversupply
2/4/2020 12:11	0:01	SSA2	0.01569	1.77400	Oversupply
2/4/2020 12:12	0:01	SSA3	0.01429	2.60200	Oversupply
2/4/2020 12:12	0:01	SSA2	0.01569	2.45700	Oversupply
2/4/2020 12:13	0:01	SSA3	0.01429	2.02200	Oversupply
2/4/2020 12:13	0:01	SSA2	0.01569	2.24900	Oversupply
2/4/2020 12:14	0:01	SSA3	0.01429	2.01900	Oversupply
2/4/2020 12:14	0:01	SSA2	0.01447	2.90500	Oversupply
2/4/2020 12:14	0:01	SSA3	0.00768	2.90300	Oversupply
2/4/2020 12:15	0:01	SSA2	0.00511	2.61700	Oversupply
2/4/2020 12:15	0:01	SSA3	0.00493	1.70000	Oversupply
2/4/2020 12:15	0:01	SSA2	0.00511	2.22500	Oversupply
2/4/2020 12:16	0:01	SSA3	0.00504	1.86800	Oversupply
2/4/2020 12:16	0:01	SSA2	0.00511	1.94700	Oversupply
2/4/2020 12:17	0:01	SSA3	0.00504	2.04200	Oversupply
2/4/2020 12:17	0:01	SSA2	0.00511	2.09300	Oversupply
2/4/2020 12:17	0:02	SSA3	0.00997	1.42700	Oversupply
2/4/2020 12:18	0:01	SSA2	0.00501	1.73900	Oversupply
2/4/2020 12:24	0:01	SSA3	0.00493	2.79200	Oversupply
2/4/2020 12:24	0:01	SSA2	0.00511	2.83800	Oversupply
2/4/2020 12:24	0:01	SSA3	0.00493	1.81300	Oversupply
2/4/2020 12:25	0:01	SSA2	0.00511	1.68300	Oversupply
2/4/2020 12:25	0:01	SSA3	0.00504	2.70200	Oversupply
2/4/2020 12:26	0:01	SSA2	0.00511	2.31300	Oversupply
2/4/2020 12:28	0:01	SSA2	0.00511	2.90300	Oversupply
2/4/2020 12:29	0:01	SSA3	0.00575	2.98400	Oversupply
2/4/2020 12:29	0:01	SSA2	0.00548	2.90100	Oversupply
2/4/2020 12:30	0:01	SSA3	0.00760	2.24800	Oversupply
2/4/2020 12:30	0:01	SSA2	0.00558	2.91600	Oversupply
2/4/2020 12:31	0:01	SSA3	0.00760	2.25900	Oversupply
2/4/2020 12:31	0:01	SSA2	0.00558	2.46500	Oversupply
2/4/2020 12:31	0:01	SSA3	0.00744	2.09200	Oversupply
2/4/2020 12:32	0:01	SSA2	0.00558	1.84600	Oversupply
2/4/2020 12:32	0:01	SSA3	0.00760	1.78400	Oversupply
2/4/2020 12:34	0:01	SSA2	0.00547	2.58400	Oversupply
2/4/2020 12:34	0:01	SSA3	0.00728	2.05000	Oversupply
2/4/2020 12:34	0:01	SSA3	0.00760	2.77000	Oversupply
2/4/2020 12:35	0:01	SSA2	0.00558	2.51500	Oversupply
2/4/2020 12:35	0:01	SSA3	0.00760	2.77500	Oversupply
2/4/2020 12:35	0:01	SSA2	0.00558	1.78500	Oversupply
2/4/2020 12:38	0:01	SSA2	0.00558	2.89700	Oversupply
2/4/2020 12:39	0:01	SSA3	0.00727	2.90600	Oversupply
2/4/2020 12:40	0:01	SSA2	0.00558	2.62900	Oversupply
2/4/2020 12:40	0:01	SSA3	0.00760	2.89700	Oversupply
2/4/2020 12:41	0:01	SSA2	0.00558	2.09400	Oversupply
2/4/2020 12:41	0:01	SSA3	0.00744	1.70700	Oversupply
2/4/2020 12:41	0:01	SSA3	0.00760	1.81400	Oversupply
2/4/2020 12:41	0:01	SSA2	0.00558	1.71500	Oversupply
2/4/2020 12:42	0:01	SSA3	0.00744	1.54900	Oversupply
2/4/2020 12:42	0:01	SSA2	0.00558	2.15500	Oversupply
2/4/2020 12:53	0:01	SSA2	0.00124	2.39200	Oversupply
2/4/2020 12:54	0:01	SSA2	0.00124	2.92000	Oversupply
2/4/2020 12:55	0:01	SSA3	0.00277	2.47300	Oversupply
2/5/2020 14:38	0:01	AWE	0.001666667	0.100000001	Oversupply
2/6/2020 12:35	0:01	SSA3	0.01789	1.12200	Oversupply
2/6/2020 12:35	0:01	SSA2	0.01869	2.87800	Oversupply



Maui Curtailment Report

February 2020

Start Date and Time	Duration (minutes)	IPP Curtailed	Estimated Curtailed MWH	Peak MW Curtailed	Reasons for Curtailment
2/6/2020 12:36	0:01	SSA3	0.01712	1.14200	Oversupply
2/6/2020 12:36	0:01	SSA2	0.01869	1.74100	Oversupply
2/6/2020 12:37	0:01	SSA3	0.01750	0.26000	Oversupply
2/6/2020 12:37	0:01	SSA2	0.01869	0.54000	Oversupply
2/6/2020 12:38	0:01	SSA3	0.01712	0.02900	Oversupply
2/6/2020 12:38	0:01	SSA2	0.01869	0.25300	Oversupply
2/6/2020 12:38	0:01	SSA3	0.01750	0.11600	Oversupply
2/6/2020 12:39	0:01	SSA2	0.01869	0.39800	Oversupply
2/6/2020 12:39	0:01	SSA3	0.01750	0.11300	Oversupply
2/6/2020 12:40	0:01	SSA2	0.01869	0.21900	Oversupply
2/6/2020 12:40	0:01	SSA3	0.01712	0.14100	Oversupply
2/6/2020 12:41	0:01	SSA2	0.01869	0.81600	Oversupply
2/6/2020 12:41	0:01	SSA3	0.01827	0.12200	Oversupply
2/6/2020 12:41	0:01	SSA3	0.01712	0.12300	Oversupply
2/6/2020 12:41	0:01	SSA2	0.01869	0.87100	Oversupply
2/6/2020 12:42	0:01	SSA3	0.01750	0.10500	Oversupply
2/6/2020 12:42	0:01	SSA2	0.01869	1.07600	Oversupply
2/6/2020 12:43	0:01	SSA3	0.01750	0.27400	Oversupply
2/6/2020 12:43	0:02	SSA2	0.03094	1.69600	Oversupply
2/6/2020 12:44	0:01	SSA3	0.01712	0.49000	Oversupply
2/6/2020 12:44	0:01	SSA3	0.00860	0.65500	Oversupply
2/6/2020 12:45	0:01	SSA2	0.00274	1.32900	Oversupply
2/6/2020 12:45	0:01	SSA3	0.00177	1.03600	Oversupply
2/6/2020 12:46	0:01	SSA2	0.00274	2.02800	Oversupply
2/6/2020 12:46	0:01	SSA3	0.00173	2.02000	Oversupply
2/6/2020 12:47	0:01	SSA2	0.00274	2.01900	Oversupply
2/6/2020 22:09	0:39	KWPIL	3.032269812	20.70757294	System constraint
2/6/2020 23:32	0:01	KWPIL	0.000354067	19.62578964	Oversupply
2/6/2020 23:34	0:12	KWPIL	0.638096126	19.5738945	Oversupply
2/7/2020 0:25	0:18	KWPIL	1.854107213	19.13978386	Oversupply
2/7/2020 1:08	0:07	KWPIL	0.094094404	16.7147541	Oversupply
2/7/2020 1:16	0:01	KWPIL	0.003357474	15.43138218	Oversupply
2/7/2020 2:16	0:15	KWPIL	1.539973426	17.19975853	Oversupply
2/7/2020 3:17	0:17	KWPIL	2.296819075	17.24965668	Oversupply
2/7/2020 3:18	0:01	AWE	0.003333333	0.200000003	Oversupply
2/7/2020 10:45	0:01	SSA3	0.00420	2.75700	Oversupply
2/7/2020 10:45	0:01	SSA2	0.00333	2.82000	Oversupply
2/7/2020 10:45	0:01	SSA3	0.00411	2.75900	Oversupply
2/7/2020 10:46	0:01	SSA3	0.00420	0.41900	Oversupply
2/7/2020 10:46	0:01	SSA2	0.00333	2.70400	Oversupply
2/7/2020 10:47	0:01	SSA3	0.00438	0.79900	Oversupply
2/7/2020 10:47	0:01	SSA2	0.00320	2.63900	Oversupply
2/7/2020 12:08	0:01	SSA3	0.00594	2.33600	Oversupply
2/7/2020 12:09	0:01	SSA3	0.00594	2.76200	Oversupply
2/7/2020 12:09	0:01	SSA2	0.00124	2.57400	Oversupply
2/7/2020 12:10	0:01	SSA3	0.00582	2.66300	Oversupply
2/7/2020 12:10	0:01	SSA2	0.00124	2.81400	Oversupply
2/7/2020 12:11	0:01	SSA3	0.00594	1.80800	Oversupply
2/7/2020 12:11	0:01	SSA2	0.00122	2.55600	Oversupply
2/7/2020 12:12	0:01	SSA3	0.00582	2.54700	Oversupply
2/7/2020 12:13	0:01	SSA2	0.00124	2.67300	Oversupply
2/7/2020 12:13	0:01	SSA3	0.00607	2.74500	Oversupply
2/7/2020 12:14	0:01	SSA2	0.00124	2.66200	Oversupply
2/7/2020 12:14	0:01	SSA3	0.00566	2.54900	Oversupply
2/7/2020 12:14	0:01	SSA2	0.00358	2.48100	Oversupply
2/7/2020 12:15	0:01	SSA3	0.00309	2.23700	Oversupply
2/7/2020 12:15	0:01	SSA3	0.00303	2.03900	Oversupply
2/7/2020 12:15	0:01	SSA2	0.00367	1.92500	Oversupply
2/7/2020 12:16	0:01	SSA3	0.00309	2.10200	Oversupply
2/7/2020 12:16	0:01	SSA2	0.00367	1.97000	Oversupply
2/7/2020 12:17	0:01	SSA3	0.00309	2.40800	Oversupply
2/7/2020 12:17	0:01	SSA2	0.00367	2.33800	Oversupply
2/7/2020 12:18	0:01	SSA3	0.00302	2.05700	Oversupply
2/7/2020 12:18	0:01	SSA2	0.00367	2.07400	Oversupply
2/7/2020 12:18	0:01	SSA3	0.00316	2.30300	Oversupply
2/7/2020 12:19	0:01	SSA2	0.00367	2.17500	Oversupply
2/7/2020 12:20	0:01	SSA2	0.00367	2.53200	Oversupply
2/7/2020 12:27	0:01	SSA2	0.00367	2.85800	Oversupply
2/7/2020 12:37	0:01	SSA3	0.00856	2.43300	Oversupply
2/7/2020 12:38	0:01	SSA2	0.00136	0.72600	Oversupply
2/7/2020 12:38	0:01	SSA3	0.00838	3.11000	Oversupply
2/7/2020 12:40	0:01	SSA2	0.00136	2.70200	Oversupply
2/7/2020 13:05	0:01	SSA3	0.00774	2.66100	Oversupply



Maui Curtailment Report

February 2020

Start Date and Time	Duration (minutes)	IPP Curtailed	Estimated Curtailed MWH	Peak MW Curtailed	Reasons for Curtailment
2/7/2020 13:06	0:01	SSA2	0.00116	2.93200	Oversupply
2/8/2020 10:46	0:01	SSA3	0.01948	2.82500	Oversupply
2/8/2020 10:46	0:01	SSA2	0.02233	2.75300	Oversupply
2/8/2020 10:47	0:01	SSA3	0.02035	0.40700	Oversupply
2/8/2020 10:47	0:01	SSA2	0.02233	0.14600	Oversupply
2/8/2020 10:47	0:01	SSA3	0.02035	0.28100	Oversupply
2/8/2020 10:48	0:01	SSA2	0.02233	0.20800	Oversupply
2/8/2020 10:48	0:01	SSA3	0.01992	1.26900	Oversupply
2/8/2020 10:49	0:01	SSA2	0.02233	0.32100	Oversupply
2/8/2020 10:49	0:01	SSA3	0.02035	0.42100	Oversupply
2/8/2020 10:50	0:01	SSA2	0.02233	0.19800	Oversupply
2/8/2020 10:50	0:01	SSA3	0.02035	0.29900	Oversupply
2/8/2020 10:51	0:01	SSA3	0.01992	0.29800	Oversupply
2/8/2020 10:51	0:01	SSA2	0.02233	0.34200	Oversupply
2/8/2020 10:51	0:01	SSA3	0.02035	0.25900	Oversupply
2/8/2020 10:51	0:01	SSA2	0.02233	0.18900	Oversupply
2/8/2020 10:52	0:01	SSA3	0.02035	0.22900	Oversupply
2/8/2020 10:52	0:01	SSA2	0.02233	0.26300	Oversupply
2/8/2020 10:53	0:01	SSA3	0.01992	0.38600	Oversupply
2/8/2020 10:53	0:01	SSA2	0.02233	0.09600	Oversupply
2/8/2020 10:54	0:01	SSA3	0.02035	0.38400	Oversupply
2/8/2020 10:54	0:01	SSA2	0.02233	0.53600	Oversupply
2/8/2020 10:54	0:01	SSA3	0.02035	0.48700	Oversupply
2/8/2020 10:55	0:01	SSA2	0.02233	0.56200	Oversupply
2/8/2020 10:55	0:01	SSA3	0.01992	0.76300	Oversupply
2/8/2020 10:56	0:01	SSA2	0.02233	1.05000	Oversupply
2/8/2020 10:56	0:01	SSA3	0.01992	1.39400	Oversupply
2/8/2020 10:57	0:01	SSA2	0.02233	1.95800	Oversupply
2/8/2020 10:57	0:01	SSA3	0.02035	2.10700	Oversupply
2/8/2020 10:58	0:01	SSA2	0.02233	2.25600	Oversupply
2/8/2020 11:09	0:01	SSA3	0.00007	2.95800	Oversupply
2/8/2020 11:15	0:01	SSA2	0.00454	2.87800	Oversupply
2/8/2020 11:17	0:01	SSA2	0.00445	2.90200	Oversupply
2/8/2020 11:17	0:01	SSA3	0.00457	2.41300	Oversupply
2/8/2020 11:17	0:01	SSA2	0.00454	2.20200	Oversupply
2/8/2020 11:18	0:01	SSA3	0.00457	2.40200	Oversupply
2/8/2020 11:18	0:01	SSA2	0.00454	2.44900	Oversupply
2/8/2020 11:18	0:01	SSA3	0.00447	2.06900	Oversupply
2/8/2020 11:19	0:01	SSA2	0.00454	2.04500	Oversupply
2/8/2020 11:19	0:01	SSA3	0.00457	1.88100	Oversupply
2/8/2020 11:20	0:01	SSA2	0.00454	1.55300	Oversupply
2/8/2020 11:20	0:01	SSA3	0.00447	1.77800	Oversupply
2/8/2020 11:21	0:01	SSA3	0.00447	1.95900	Oversupply
2/8/2020 11:21	0:01	SSA2	0.00454	1.26200	Oversupply
2/8/2020 11:22	0:01	SSA3	0.00457	2.47600	Oversupply
2/8/2020 11:22	0:01	SSA2	0.00454	2.24900	Oversupply
2/8/2020 11:22	0:01	SSA3	0.00447	2.50900	Oversupply
2/8/2020 11:23	0:01	SSA2	0.00454	2.33200	Oversupply
2/8/2020 11:30	0:01	SSA3	0.00105	2.82100	Oversupply
2/8/2020 11:30	0:01	SSA2	0.00095	2.67500	Oversupply
2/8/2020 11:31	0:01	SSA3	0.00103	2.27100	Oversupply
2/8/2020 11:31	0:01	SSA2	0.00093	2.35600	Oversupply
2/8/2020 11:33	0:01	SSA2	0.00095	2.40000	Oversupply
2/8/2020 11:33	0:01	SSA3	0.00105	2.64000	Oversupply
2/8/2020 11:39	0:01	SSA3	0.00105	2.78900	Oversupply
2/8/2020 11:40	0:01	SSA2	0.00095	2.90000	Oversupply
2/8/2020 11:45	0:01	SSA3	-0.00003	2.25900	Oversupply
2/9/2020 11:10	0:01	SSA3	0.00815	1.69600	Oversupply
2/9/2020 11:44	0:01	SSA2	0.00979	2.33600	Oversupply
2/9/2020 11:44	0:01	SSA3	0.00060	1.38600	Oversupply
2/9/2020 11:45	0:01	SSA3	0.01071	1.47700	Oversupply
2/9/2020 11:45	0:01	SSA2	0.02060	2.82000	Oversupply
2/9/2020 11:45	0:01	SSA3	0.01071	0.10000	Oversupply
2/9/2020 11:46	0:01	SSA2	0.02060	1.37800	Oversupply
2/9/2020 11:46	0:01	SSA3	0.01119	0.74800	Oversupply
2/9/2020 11:46	0:01	SSA2	0.01981	1.67400	Oversupply
2/9/2020 11:47	0:01	SSA3	0.01071	0.83200	Oversupply
2/9/2020 11:47	0:01	SSA2	0.02060	0.75000	Oversupply
2/9/2020 11:48	0:01	SSA3	0.01095	0.29500	Oversupply
2/9/2020 11:48	0:01	SSA2	0.02060	0.26500	Oversupply
2/9/2020 11:48	0:01	SSA3	0.01071	0.17500	Oversupply
2/9/2020 11:49	0:01	SSA2	0.02060	0.60900	Oversupply
2/9/2020 11:49	0:01	SSA3	0.01095	0.48100	Oversupply



Maui Curtailment Report

February 2020

Start Date and Time	Duration (minutes)	IPP Curtailed	Estimated Curtailed MWH	Peak MW Curtailed	Reasons for Curtailment
2/9/2020 11:50	0:01	SSA2	0.02060	1.04300	Oversupply
2/9/2020 11:50	0:01	SSA3	0.01095	0.66400	Oversupply
2/9/2020 11:51	0:01	SSA3	0.01071	0.75800	Oversupply
2/9/2020 11:51	0:01	SSA2	0.02060	1.33400	Oversupply
2/9/2020 11:51	0:01	SSA3	0.01071	0.98300	Oversupply
2/9/2020 11:52	0:01	SSA2	0.02060	1.18500	Oversupply
2/9/2020 11:52	0:01	SSA3	0.01119	0.73500	Oversupply
2/9/2020 11:53	0:01	SSA2	0.02060	1.66300	Oversupply
2/9/2020 11:53	0:01	SSA3	0.01071	1.31800	Oversupply
2/9/2020 11:53	0:01	SSA2	0.02060	1.55400	Oversupply
2/9/2020 11:54	0:01	SSA3	0.01071	0.19600	Oversupply
2/9/2020 11:54	0:01	SSA2	0.02060	1.96200	Oversupply
2/9/2020 11:55	0:01	SSA3	0.01119	1.05100	Oversupply
2/9/2020 11:55	0:01	SSA3	0.01095	0.50900	Oversupply
2/9/2020 11:56	0:01	SSA2	0.02060	2.84000	Oversupply
2/9/2020 11:56	0:01	SSA3	0.01119	0.42700	Oversupply
2/9/2020 11:57	0:01	SSA2	0.02060	0.92200	Oversupply
2/9/2020 11:57	0:01	SSA3	0.01167	1.81800	Oversupply
2/9/2020 11:58	0:01	SSA3	0.01071	0.16700	Oversupply
2/9/2020 11:58	0:01	SSA2	0.02060	1.69900	Oversupply
2/9/2020 11:58	0:01	SSA3	0.01095	0.52600	Oversupply
2/9/2020 11:59	0:01	SSA2	0.02060	1.77600	Oversupply
2/9/2020 11:59	0:01	SSA3	0.00564	1.46500	Oversupply
2/9/2020 11:59	0:01	SSA2	0.01089	1.49700	Oversupply
2/9/2020 12:00	0:01	SSA3	0.00554	0.89400	Oversupply
2/9/2020 12:00	0:01	SSA2	0.01020	1.89300	Oversupply
2/9/2020 12:01	0:01	SSA3	0.00567	1.14800	Oversupply
2/9/2020 12:01	0:01	SSA2	0.01020	2.12500	Oversupply
2/9/2020 12:01	0:01	SSA3	0.00567	1.20500	Oversupply
2/9/2020 12:02	0:01	SSA2	0.01000	1.59900	Oversupply
2/9/2020 12:02	0:01	SSA3	0.00554	1.05300	Oversupply
2/9/2020 12:03	0:01	SSA2	0.01020	0.81700	Oversupply
2/9/2020 12:03	0:01	SSA3	0.00579	1.21600	Oversupply
2/9/2020 12:04	0:01	SSA2	0.01020	1.71000	Oversupply
2/9/2020 12:04	0:01	SSA3	0.00579	0.89500	Oversupply
2/9/2020 12:05	0:01	SSA3	0.00554	0.82300	Oversupply
2/9/2020 12:05	0:01	SSA2	0.01020	1.18800	Oversupply
2/9/2020 12:05	0:01	SSA3	0.00591	0.90300	Oversupply
2/9/2020 12:05	0:01	SSA2	0.01020	2.39300	Oversupply
2/9/2020 12:06	0:01	SSA3	0.00567	1.05800	Oversupply
2/9/2020 12:06	0:01	SSA2	0.01020	2.09300	Oversupply
2/9/2020 12:08	0:01	SSA3	0.00579	2.21100	Oversupply
2/9/2020 12:08	0:01	SSA2	0.01020	2.20100	Oversupply
2/9/2020 12:08	0:01	SSA3	0.00579	1.82500	Oversupply
2/9/2020 12:09	0:01	SSA2	0.01020	2.09700	Oversupply
2/9/2020 12:12	0:01	SSA3	0.00567	2.44400	Oversupply
2/9/2020 12:12	0:01	SSA2	0.01020	2.79400	Oversupply
2/9/2020 12:12	0:01	SSA2	0.01020	2.77500	Oversupply
2/9/2020 12:17	0:01	SSA2	0.00786	2.56600	Oversupply
2/9/2020 12:17	0:01	SSA3	0.00123	1.06100	Oversupply
2/9/2020 12:18	0:01	SSA2	0.00818	1.65800	Oversupply
2/9/2020 12:18	0:01	SSA3	0.00123	0.65600	Oversupply
2/9/2020 12:18	0:01	SSA2	0.00818	1.11700	Oversupply
2/9/2020 12:19	0:01	SSA3	0.00121	0.25600	Oversupply
2/9/2020 12:19	0:01	SSA2	0.00818	1.19000	Oversupply
2/9/2020 12:19	0:01	SSA3	0.00123	0.52200	Oversupply
2/9/2020 12:20	0:01	SSA3	0.00123	0.48700	Oversupply
2/9/2020 12:20	0:01	SSA2	0.00818	1.07500	Oversupply
2/9/2020 12:21	0:01	SSA3	0.00126	0.98800	Oversupply
2/9/2020 12:21	0:01	SSA2	0.00818	2.68100	Oversupply
2/9/2020 12:22	0:01	SSA3	0.00121	0.69400	Oversupply
2/9/2020 12:22	0:01	SSA2	0.00818	2.12400	Oversupply
2/9/2020 12:23	0:01	SSA3	0.00118	0.68600	Oversupply
2/9/2020 12:23	0:01	SSA2	0.00818	1.90500	Oversupply
2/9/2020 12:23	0:01	SSA3	0.00123	0.95800	Oversupply
2/9/2020 12:24	0:01	SSA2	0.00818	2.84300	Oversupply
2/9/2020 12:29	0:01	SSA3	0.00123	2.40400	Oversupply
2/9/2020 12:29	0:01	SSA2	0.01625	2.20100	Oversupply
2/9/2020 12:29	0:01	SSA3	0.01198	1.74700	Oversupply
2/9/2020 12:30	0:01	SSA2	0.04047	0.71200	Oversupply
2/9/2020 12:30	0:01	SSA3	0.02003	0.45300	Oversupply
2/9/2020 12:31	0:02	BS250	Data not available	Data not available	Oversupply
2/9/2020 12:31	0:02	SSA2	0.08017	0.27100	Oversupply



Maui Curtailment Report

February 2020

Start Date and Time	Duration (minutes)	IPP Curtailed	Estimated Curtailed MWH	Peak MW Curtailed	Reasons for Curtailment
2/9/2020 12:31	0:02	SSA3	0.06230	0.02200	Oversupply
2/9/2020 12:32	0:02	KWPll	0.021661345	4.29020977	Oversupply
2/9/2020 12:32	0:01	SSA2	0.04047	-0.00200	Oversupply
2/9/2020 12:33	0:01	SSA2	0.04047	-0.00200	Oversupply
2/9/2020 12:33	0:01	SSA3	0.02003	-0.00200	Oversupply
2/9/2020 12:34	0:01	SSA3	0.02047	-0.00200	Oversupply
2/9/2020 12:34	0:01	SSA2	0.04047	-0.00100	Oversupply
2/9/2020 12:35	0:01	SSA3	0.02047	-0.00200	Oversupply
2/9/2020 12:35	0:01	SSA2	0.04047	-0.00200	Oversupply
2/9/2020 12:36	0:01	SSA3	0.02003	-0.00200	Oversupply
2/9/2020 12:36	0:01	SSA2	0.04047	-0.00100	Oversupply
2/9/2020 12:36	0:01	SSA3	0.02003	0.11500	Oversupply
2/9/2020 12:37	0:01	SSA2	0.04047	-0.00200	Oversupply
2/9/2020 12:37	0:02	SSA3	0.06141	0.03900	Oversupply
2/9/2020 12:38	0:01	SSA2	0.04047	0.15500	Oversupply
2/9/2020 12:38	0:06	BS250	Data not available	Data not available	Oversupply
2/9/2020 12:38	0:01	SSA2	0.04047	0.00600	Oversupply
2/9/2020 12:39	0:01	SSA2	0.04047	0.00400	Oversupply
2/9/2020 12:39	0:02	SSA3	0.06097	-0.00200	Oversupply
2/9/2020 12:40	0:06	KWPll	0.055301108	3.578667641	Oversupply
2/9/2020 12:40	0:03	SSA2	0.16189	0.00300	Oversupply
2/9/2020 12:42	0:03	SSA3	0.07660	-0.00200	Oversupply
2/9/2020 12:44	0:01	SSA2	0.04047	-0.00200	Oversupply
2/9/2020 12:44	0:01	SSA2	0.02042	0.00000	Oversupply
2/9/2020 12:45	0:01	SSA3	0.01500	0.00500	Oversupply
2/9/2020 12:45	0:01	SSA2	0.01875	0.05300	Oversupply
2/9/2020 12:45	0:01	SSA3	0.01500	0.07400	Oversupply
2/9/2020 12:46	0:01	SSA2	0.01875	0.06500	Oversupply
2/9/2020 12:46	0:01	SSA3	0.01467	0.19700	Oversupply
2/9/2020 12:47	0:01	SSA3	0.01500	0.66000	Oversupply
2/9/2020 12:47	0:01	SSA2	0.01803	0.28900	Oversupply
2/9/2020 12:48	0:01	SSA3	0.01500	1.37300	Oversupply
2/9/2020 12:48	0:01	SSA2	0.01875	0.56300	Oversupply
2/9/2020 12:48	0:01	SSA3	0.01467	1.91500	Oversupply
2/9/2020 12:55	0:01	SSA3	0.01533	2.86100	Oversupply
2/9/2020 12:55	0:01	SSA3	0.01467	2.86700	Oversupply
2/9/2020 12:56	0:01	SSA2	0.01875	2.16500	Oversupply
2/9/2020 12:56	0:01	SSA3	0.01500	2.27700	Oversupply
2/9/2020 12:57	0:01	SSA2	0.01875	0.88300	Oversupply
2/9/2020 12:57	0:01	SSA3	0.01467	1.63700	Oversupply
2/9/2020 12:57	0:01	SSA2	0.01875	0.80400	Oversupply
2/9/2020 12:58	0:01	SSA3	0.01500	1.74700	Oversupply
2/9/2020 12:58	0:01	SSA2	0.01875	1.74400	Oversupply
2/9/2020 12:58	0:01	SSA3	0.01500	1.30400	Oversupply
2/9/2020 12:59	0:01	SSA2	0.03092	1.00700	Oversupply
2/9/2020 12:59	0:01	SSA3	0.02579	1.11600	Oversupply
2/9/2020 13:00	0:01	SSA3	0.03622	0.05200	Oversupply
2/9/2020 13:00	0:01	SSA2	0.03984	0.08200	Oversupply
2/9/2020 13:01	0:01	SSA3	0.03545	0.21800	Oversupply
2/9/2020 13:01	0:01	SSA2	0.03984	0.40900	Oversupply
2/9/2020 13:01	0:02	SSA3	0.10942	0.42200	Oversupply
2/9/2020 13:02	0:02	BS250	Data not available	Data not available	Oversupply
2/9/2020 13:02	0:02	SSA2	0.07891	0.20800	Oversupply
2/9/2020 13:03	0:02	KWPll	0.025530728	5.578569889	Oversupply
2/9/2020 13:03	0:01	SSA2	0.03984	-0.00100	Oversupply
2/9/2020 13:04	0:01	SSA3	0.03467	-0.00200	Oversupply
2/9/2020 13:04	0:01	SSA2	0.03984	-0.00100	Oversupply
2/9/2020 13:05	0:01	SSA3	0.03545	-0.00200	Oversupply
2/9/2020 13:05	0:01	SSA2	0.03984	-0.00200	Oversupply
2/9/2020 13:05	0:01	SSA3	0.03467	-0.00200	Oversupply
2/9/2020 13:06	0:03	SSA2	0.11951	-0.00200	Oversupply
2/9/2020 13:06	0:02	SSA3	0.07089	0.00600	Oversupply
2/9/2020 13:07	0:02	BS250	Data not available	Data not available	Oversupply
2/9/2020 13:07	0:02	KWPll	0.012217665	6.531617165	Oversupply
2/9/2020 13:08	0:01	SSA3	0.03622	-0.00200	Oversupply
2/9/2020 13:08	0:01	SSA3	0.03622	0.04300	Oversupply
2/9/2020 13:09	0:01	SSA2	0.03984	0.02000	Oversupply
2/9/2020 13:09	0:01	SSA3	0.03622	0.25000	Oversupply
2/9/2020 13:10	0:01	SSA2	0.03984	0.35300	Oversupply
2/9/2020 13:10	0:01	SSA3	0.03545	0.41500	Oversupply
2/9/2020 13:10	0:35	SSA2	1.67071	0.26000	Oversupply
2/9/2020 13:11	0:35	BS250	Data not available	Data not available	Oversupply
2/9/2020 13:11	0:35	SSA3	1.46280	0.01400	Oversupply



Maui Curtailment Report

February 2020

Start Date and Time	Duration (minutes)	IPP Curtailed	Estimated Curtailed MWH	Peak MW Curtailed	Reasons for Curtailment
2/9/2020 13:12	0:35	KWP11	1.07648684	5.937833786	Oversupply
2/9/2020 13:27	0:01	AWE	0.008336894	1.5	Oversupply
2/9/2020 13:30	0:03	AWE	0.040857911	1.899999976	Oversupply
2/9/2020 13:34	0:01	AWE	0.003838211	1.600000024	Oversupply
2/9/2020 13:36	0:02	AWE	0.015511642	2.200000048	Oversupply
2/9/2020 13:40	0:01	AWE	0.008560485	1.5	Oversupply
2/9/2020 13:46	0:01	SSA3	0.03242	-0.00300	Oversupply
2/9/2020 13:46	0:01	SSA2	0.02984	0.05200	Oversupply
2/9/2020 13:47	0:01	SSA3	0.03387	-0.00300	Oversupply
2/9/2020 13:47	0:01	SSA2	0.02927	0.12600	Oversupply
2/9/2020 13:47	0:01	SSA3	0.03242	0.08200	Oversupply
2/9/2020 13:48	0:01	SSA2	0.02984	0.26700	Oversupply
2/9/2020 13:48	0:01	SSA3	0.03242	0.27700	Oversupply
2/9/2020 13:48	0:01	SSA2	0.02984	0.58500	Oversupply
2/9/2020 13:49	0:01	SSA3	0.03243	0.57700	Oversupply
2/9/2020 13:49	0:01	SSA2	0.02984	0.06100	Oversupply
2/9/2020 13:50	0:01	BS250	Data not available	Data not available	Oversupply
2/9/2020 13:50	0:01	SSA3	0.03315	0.03000	Oversupply
2/9/2020 13:50	0:01	SSA2	0.02984	0.02100	Oversupply
2/9/2020 13:50	0:01	SSA3	0.03243	0.00800	Oversupply
2/9/2020 13:51	0:01	KWP11	0.005463362	4.985784531	Oversupply
2/9/2020 13:51	0:01	SSA2	0.02984	0.51800	Oversupply
2/9/2020 13:51	0:01	SSA3	0.03387	0.06200	Oversupply
2/9/2020 13:52	0:01	SSA2	0.02984	0.88500	Oversupply
2/9/2020 13:52	0:01	SSA3	0.03242	0.14800	Oversupply
2/9/2020 13:53	0:01	SSA3	0.03243	0.10400	Oversupply
2/9/2020 13:53	0:01	SSA2	0.02984	0.31700	Oversupply
2/9/2020 13:53	0:01	SSA3	0.03315	0.11000	Oversupply
2/9/2020 13:54	0:01	SSA2	0.02984	0.71200	Oversupply
2/9/2020 13:54	0:01	SSA3	0.03242	0.12400	Oversupply
2/9/2020 13:55	0:01	SSA2	0.02984	1.44400	Oversupply
2/9/2020 13:55	0:01	SSA3	0.03387	0.12900	Oversupply
2/9/2020 13:55	0:01	SSA2	0.02984	0.88900	Oversupply
2/9/2020 13:56	0:01	SSA3	0.03315	0.22700	Oversupply
2/9/2020 13:56	0:01	SSA2	0.02984	2.84400	Oversupply
2/9/2020 13:56	0:01	SSA3	0.03387	0.48600	Oversupply
2/9/2020 13:57	0:01	SSA2	0.02984	1.70000	Oversupply
2/9/2020 13:57	0:01	SSA3	0.03242	0.91200	Oversupply
2/9/2020 13:58	0:01	SSA2	0.02984	1.27100	Oversupply
2/9/2020 13:58	0:01	SSA3	0.03387	1.39800	Oversupply
2/9/2020 13:59	0:01	SSA3	0.03272	0.18200	Oversupply
2/9/2020 13:59	0:01	SSA2	0.03007	0.71100	Oversupply
2/9/2020 14:00	0:03	BS250	Data not available	Data not available	Oversupply
2/9/2020 14:00	0:01	KWP11	0.001074394	6.249196053	Oversupply
2/9/2020 14:00	0:01	SSA3	0.02660	0.02200	Oversupply
2/9/2020 14:00	0:02	SSA2	0.06165	0.10400	Oversupply
2/9/2020 14:00	0:01	SSA3	0.02718	-0.00300	Oversupply
2/9/2020 14:01	0:01	SSA3	0.02660	-0.00300	Oversupply
2/9/2020 14:01	0:01	SSA2	0.03082	-0.00200	Oversupply
2/9/2020 14:02	0:01	KWP11	0.018832978	6.418848515	Oversupply
2/9/2020 14:02	0:01	SSA3	0.02660	-0.00300	Oversupply
2/9/2020 14:02	0:01	SSA2	0.03023	-0.00200	Oversupply
2/9/2020 14:03	0:01	SSA3	0.02660	-0.00300	Oversupply
2/9/2020 14:03	0:01	SSA2	0.03082	-0.00200	Oversupply
2/9/2020 14:03	0:01	SSA3	0.02660	-0.00300	Oversupply
2/9/2020 14:04	0:01	SSA2	0.03082	-0.00200	Oversupply
2/9/2020 14:04	0:01	SSA3	0.02602	-0.00300	Oversupply
2/9/2020 14:05	0:01	SSA2	0.03082	-0.00200	Oversupply
2/9/2020 14:05	0:01	SSA3	0.02602	0.03600	Oversupply
2/9/2020 14:06	0:01	SSA3	0.02660	0.30200	Oversupply
2/9/2020 14:06	0:01	SSA2	0.03082	0.01200	Oversupply
2/9/2020 14:06	0:01	SSA3	0.02660	0.62500	Oversupply
2/9/2020 14:07	0:01	SSA2	0.03082	0.36000	Oversupply
2/9/2020 14:07	0:01	SSA3	0.02602	1.00900	Oversupply
2/9/2020 14:07	0:01	SSA2	0.03082	0.71300	Oversupply
2/9/2020 14:08	0:01	SSA3	0.02892	2.44300	Oversupply
2/9/2020 14:08	0:01	SSA2	0.03082	1.12900	Oversupply
2/9/2020 14:09	0:01	SSA3	0.02602	1.71600	Oversupply
2/9/2020 14:09	0:01	SSA2	0.03082	2.24900	Oversupply
2/9/2020 14:10	0:01	SSA3	0.02660	0.09000	Oversupply
2/9/2020 14:10	0:01	SSA2	0.03082	0.29600	Oversupply
2/9/2020 14:10	0:01	SSA3	0.02660	0.92600	Oversupply
2/9/2020 14:11	0:01	SSA2	0.03082	1.35600	Oversupply



Maui Curtailment Report

February 2020

Start Date and Time	Duration (minutes)	IPP Curtailed	Estimated Curtailed MWH	Peak MW Curtailed	Reasons for Curtailment
2/9/2020 14:11	0:01	SSA3	0.02660	1.49000	Oversupply
2/9/2020 14:12	0:01	SSA2	0.03082	1.79300	Oversupply
2/9/2020 14:12	0:01	SSA3	0.02603	2.22100	Oversupply
2/9/2020 14:13	0:01	SSA3	0.02718	2.39000	Oversupply
2/9/2020 14:13	0:01	SSA2	0.03082	2.65500	Oversupply
2/9/2020 14:13	0:01	SSA3	0.02660	1.61300	Oversupply
2/9/2020 14:14	0:01	SSA2	0.03082	1.40500	Oversupply
2/9/2020 14:14	0:01	SSA3	0.03238	0.94400	Oversupply
2/9/2020 14:14	0:01	SSA2	0.03923	0.37200	Oversupply
2/9/2020 14:15	0:01	SSA3	0.03695	0.50300	Oversupply
2/9/2020 14:15	0:03	SSA2	0.16318	0.06000	Oversupply
2/9/2020 14:16	0:03	BS250	Data not available	Data not available	Oversupply
2/9/2020 14:16	0:04	KWPPII	0.084411263	9.24505806	Oversupply
2/9/2020 14:16	0:03	SSA3	0.14622	0.03000	Oversupply
2/9/2020 14:19	0:01	SSA2	0.04099	-0.00200	Oversupply
2/9/2020 14:19	0:01	SSA3	0.03695	-0.00300	Oversupply
2/9/2020 14:20	0:01	SSA2	0.04099	-0.00200	Oversupply
2/9/2020 14:20	0:01	SSA3	0.03695	-0.00300	Oversupply
2/9/2020 14:20	0:05	SSA3	0.22090	-0.00300	Oversupply
2/9/2020 14:20	0:04	SSA2	0.20497	-0.00200	Oversupply
2/9/2020 14:21	0:04	BS250	Data not available	Data not available	Oversupply
2/9/2020 14:21	0:05	KWPPII	0.055040113	6.273147106	Oversupply
2/9/2020 14:25	0:01	SSA2	0.04099	-0.00200	Oversupply
2/9/2020 14:25	0:01	SSA3	0.03616	-0.00400	Oversupply
2/9/2020 14:26	0:07	BS250	Data not available	Data not available	Oversupply
2/9/2020 14:26	0:02	SSA2	0.08199	-0.00200	Oversupply
2/9/2020 14:26	0:02	SSA3	0.07389	-0.00400	Oversupply
2/9/2020 14:27	0:05	SSA2	0.24390	-0.00200	Oversupply
2/9/2020 14:27	0:05	SSA3	0.21375	0.00200	Oversupply
2/9/2020 14:28	0:05	KWPPII	0.055209621	7.015625477	Oversupply
2/9/2020 14:32	0:01	SSA3	0.03485	-0.00300	Oversupply
2/9/2020 14:33	0:01	SSA2	0.03964	0.00700	Oversupply
2/9/2020 14:33	0:01	SSA3	0.03561	-0.00300	Oversupply
2/9/2020 14:33	0:01	SSA2	0.04042	0.11300	Oversupply
2/9/2020 14:34	0:01	SSA3	0.03561	-0.00300	Oversupply
2/9/2020 14:34	0:02	SSA2	0.08083	0.02700	Oversupply
2/9/2020 14:34	0:02	SSA3	0.10682	0.06100	Oversupply
2/9/2020 14:35	0:04	BS250	Data not available	Data not available	Oversupply
2/9/2020 14:36	0:01	KWPPII	0.00186367	4.62352705	Oversupply
2/9/2020 14:36	0:01	SSA2	0.04042	-0.00200	Oversupply
2/9/2020 14:37	0:02	SSA3	0.10607	-0.00300	Oversupply
2/9/2020 14:37	0:02	SSA2	0.08083	-0.00200	Oversupply
2/9/2020 14:38	0:02	KWPPII	0.010447677	4.568639278	Oversupply
2/9/2020 14:39	0:01	SSA2	0.04042	-0.00100	Oversupply
2/9/2020 14:39	0:01	SSA3	0.03485	-0.00400	Oversupply
2/9/2020 14:40	0:01	SSA2	0.04042	-0.00200	Oversupply
2/9/2020 14:40	0:01	SSA3	0.03561	-0.00400	Oversupply
2/9/2020 14:40	0:01	SSA2	0.04042	-0.00200	Oversupply
2/9/2020 14:41	0:01	SSA3	0.03561	0.02000	Oversupply
2/9/2020 14:41	0:01	SSA2	0.04042	0.24700	Oversupply
2/9/2020 14:41	0:01	SSA3	0.03485	0.32600	Oversupply
2/9/2020 14:42	0:01	SSA2	0.04042	0.40900	Oversupply
2/9/2020 14:42	0:01	SSA3	0.03561	0.43900	Oversupply
2/9/2020 14:43	0:04	SSA3	0.16176	0.51800	Oversupply
2/9/2020 14:43	0:01	SSA2	0.04042	0.35200	Oversupply
2/9/2020 14:44	0:03	BS250	Data not available	Data not available	Oversupply
2/9/2020 14:44	0:03	SSA2	0.10905	0.00700	Oversupply
2/9/2020 14:45	0:03	KWPPII	0.014561685	7.473687172	Oversupply
2/9/2020 14:46	0:01	SSA2	0.03486	-0.00100	Oversupply
2/9/2020 14:47	0:01	SSA3	0.03023	-0.00300	Oversupply
2/9/2020 14:47	0:01	SSA2	0.03352	-0.00100	Oversupply
2/9/2020 14:48	0:01	SSA3	0.03087	-0.00300	Oversupply
2/9/2020 14:48	0:01	SSA2	0.03486	-0.00200	Oversupply
2/9/2020 14:48	0:01	SSA3	0.02894	-0.00300	Oversupply
2/9/2020 14:49	0:01	SSA2	0.03486	-0.00200	Oversupply
2/9/2020 14:49	0:01	SSA3	0.03023	-0.00300	Oversupply
2/9/2020 14:50	0:01	SSA2	0.03486	0.12600	Oversupply
2/9/2020 14:50	0:01	SSA3	0.02894	0.10600	Oversupply
2/9/2020 14:51	0:01	SSA3	0.03087	0.30500	Oversupply
2/9/2020 14:51	0:01	SSA2	0.03486	0.38400	Oversupply
2/9/2020 14:51	0:01	SSA3	0.02958	0.18800	Oversupply
2/9/2020 14:52	0:01	SSA2	0.03486	0.26400	Oversupply
2/9/2020 14:52	0:01	SSA3	0.02958	0.33400	Oversupply



Maui Curtailment Report

February 2020

Start Date and Time	Duration (minutes)	IPP Curtailed	Estimated Curtailed MWH	Peak MW Curtailed	Reasons for Curtailment
2/9/2020 14:52	0:01	SSA2	0.03486	0.93800	Oversupply
2/9/2020 14:53	0:01	SSA3	0.02894	1.29300	Oversupply
2/9/2020 14:53	0:01	SSA2	0.03486	0.92800	Oversupply
2/9/2020 14:54	0:01	SSA3	0.03023	0.29200	Oversupply
2/9/2020 14:54	0:01	SSA2	0.03486	0.03300	Oversupply
2/9/2020 14:55	0:01	SSA3	0.02958	0.02700	Oversupply
2/9/2020 14:55	0:01	SSA2	0.03486	0.35600	Oversupply
2/9/2020 14:55	0:01	SSA3	0.03023	0.24900	Oversupply
2/9/2020 14:56	0:01	SSA2	0.03486	0.09200	Oversupply
2/9/2020 14:56	0:01	SSA3	0.02958	0.49700	Oversupply
2/9/2020 14:57	0:01	SSA2	0.03486	0.55800	Oversupply
2/9/2020 14:57	0:01	SSA3	0.02958	0.44500	Oversupply
2/9/2020 14:58	0:01	SSA3	0.03023	0.79100	Oversupply
2/9/2020 14:58	0:01	SSA2	0.03486	1.12900	Oversupply
2/9/2020 14:58	0:01	SSA3	0.03023	1.10700	Oversupply
2/9/2020 14:59	0:02	SSA2	0.04329	1.35900	Oversupply
2/9/2020 14:59	0:01	SSA3	0.01642	1.35500	Oversupply
2/9/2020 15:00	0:01	SSA3	0.00346	1.45900	Oversupply
2/9/2020 15:00	0:01	SSA2	0.00389	1.33400	Oversupply
2/9/2020 15:01	0:01	SSA3	0.00346	1.72200	Oversupply
2/9/2020 15:01	0:01	SSA2	0.00389	2.02900	Oversupply
2/9/2020 15:01	0:01	SSA3	0.00346	1.88100	Oversupply
2/9/2020 15:02	0:01	SSA2	0.00381	1.48600	Oversupply
2/9/2020 15:02	0:01	SSA3	0.00361	2.00600	Oversupply
2/9/2020 15:03	0:01	SSA2	0.00389	2.55000	Oversupply
2/9/2020 15:49	0:01	SSA2	0.01396	2.53600	Oversupply
2/9/2020 15:49	0:01	SSA3	0.01166	2.10200	Oversupply
2/9/2020 15:49	0:01	SSA3	0.01217	2.09200	Oversupply
2/9/2020 15:50	0:01	SSA2	0.01396	2.52100	Oversupply
2/9/2020 15:50	0:01	SSA3	0.01192	0.20300	Oversupply
2/9/2020 15:50	0:01	SSA2	0.01396	0.07400	Oversupply
2/9/2020 15:51	0:01	SSA3	0.01141	0.72300	Oversupply
2/9/2020 15:51	0:01	SSA2	0.01396	0.70100	Oversupply
2/9/2020 15:52	0:01	SSA3	0.01192	0.80500	Oversupply
2/9/2020 15:52	0:01	SSA2	0.01396	1.24200	Oversupply
2/9/2020 15:53	0:01	SSA3	0.01192	0.79700	Oversupply
2/9/2020 15:53	0:01	SSA2	0.01396	0.41400	Oversupply
2/9/2020 15:53	0:01	SSA3	0.01166	1.10900	Oversupply
2/9/2020 15:54	0:01	SSA2	0.01396	1.39400	Oversupply
2/9/2020 15:54	0:01	SSA3	0.01192	0.78800	Oversupply
2/9/2020 15:55	0:01	SSA2	0.01396	0.32600	Oversupply
2/9/2020 15:55	0:02	SSA3	0.02358	0.16500	Oversupply
2/9/2020 15:56	0:01	SSA2	0.01396	0.45600	Oversupply
2/9/2020 15:56	0:01	SSA3	0.01166	0.65400	Oversupply
2/9/2020 15:57	0:01	SSA2	0.01396	0.91500	Oversupply
2/9/2020 15:57	0:01	SSA3	0.01192	0.24400	Oversupply
2/9/2020 15:57	0:01	SSA2	0.01396	0.10400	Oversupply
2/9/2020 15:58	0:01	SSA3	0.01166	0.32600	Oversupply
2/9/2020 15:58	0:01	SSA2	0.01396	0.63200	Oversupply
2/9/2020 15:59	0:17	SSA3	0.49413	0.25600	Oversupply
2/9/2020 15:59	0:19	SSA2	0.58585	0.18100	Oversupply
2/9/2020 16:00	0:18	BS250	Data not available	Data not available	Oversupply
2/9/2020 16:00	0:17	KWPPI	0.827178367	17.65482712	Oversupply
2/9/2020 16:16	0:01	SSA3	0.01028	-0.00300	Oversupply
2/9/2020 16:17	0:02	SSA3	0.02078	-0.00300	Oversupply
2/9/2020 16:18	0:01	KWPPI	0.007989184	16.94727707	Oversupply
2/9/2020 16:18	0:01	SSA2	0.00991	0.11400	Oversupply
2/9/2020 16:18	0:01	SSA3	0.01028	0.01400	Oversupply
2/9/2020 16:19	0:01	SSA3	0.01050	0.16700	Oversupply
2/9/2020 16:19	0:01	SSA2	0.00991	0.25800	Oversupply
2/9/2020 16:20	0:01	SSA3	0.01050	0.40900	Oversupply
2/9/2020 16:20	0:01	SSA2	0.00991	0.86800	Oversupply
2/9/2020 17:45	0:01	SSA3	0.00329	0.29400	Oversupply
2/9/2020 17:46	0:01	SSA2	0.00377	0.66900	Oversupply
2/9/2020 17:46	0:01	SSA3	0.00329	0.28200	Oversupply
2/9/2020 17:46	0:03	SSA2	0.01508	0.03000	Oversupply
2/9/2020 17:47	0:01	BS250	Data not available	Data not available	Oversupply
2/9/2020 17:47	0:01	SSA3	0.00315	0.01100	Oversupply
2/9/2020 17:48	0:03	KWPPI	0.013956896	19.8403492	Oversupply
2/9/2020 17:48	0:01	SSA3	0.00329	0.11500	Oversupply
2/9/2020 17:48	0:02	SSA3	0.00650	0.01700	Oversupply
2/9/2020 17:49	0:02	BS250	Data not available	Data not available	Oversupply
2/9/2020 17:50	0:01	SSA2	0.00377	-0.00100	Oversupply



Maui Curtailment Report

February 2020

Start Date and Time	Duration (minutes)	IPP Curtailed	Estimated Curtailed MWH	Peak MW Curtailed	Reasons for Curtailment
2/9/2020 17:50	0:01	SSA3	0.00329	-0.00300	Oversupply
2/9/2020 17:51	0:01	SSA2	0.00377	-0.00200	Oversupply
2/9/2020 17:51	0:01	SSA3	0.00329	-0.00300	Oversupply
2/9/2020 20:17	0:11	KWP	0.736762031	20.70358086	Oversupply
2/9/2020 21:15	0:01	KWP	0.007300377	19.65572739	Oversupply
2/9/2020 21:31	0:03	KWP	0.008054161	19.29047585	Oversupply
2/9/2020 21:55	0:20	KWP	1.145440594	20.69859123	Oversupply
2/9/2020 23:10	1:44	KWP	22.79257107	20.70358086	Oversupply
2/10/2020 0:08	0:36	AWE	5.143180482	21	Oversupply
2/10/2020 0:45	0:04	AWE	0.051917807	21	Oversupply
2/10/2020 0:56	3:21	KWP	62.04076653	20.70158386	Oversupply
2/10/2020 1:01	3:05	AWE	31.24394229	21	Oversupply
2/10/2020 4:10	0:03	AWE	0.021553071	21	Oversupply
2/10/2020 4:19	0:18	KWP	2.76669887	15.96129704	Oversupply
2/10/2020 4:40	0:03	KWP	0.077718687	9.159234047	Oversupply
2/10/2020 7:05	0:03	AWE	0.033635616	20.10000038	Facility Requested
2/10/2020 7:09	0:01	AWE	0.008892345	17.10000038	Facility Requested
2/10/2020 7:18	0:05	AWE	0.159893179	12	Facility Requested
2/10/2020 7:25	0:13	AWE	1.140280528	10.30000019	Facility Requested
2/10/2020 12:56	0:01	SSA3	0.00126	0.65500	Oversupply
2/10/2020 12:56	0:01	SSA2	0.00238	0.53400	Oversupply
2/10/2020 12:57	0:11	BS250	Data not available	Data not available	Oversupply
2/10/2020 12:57	0:12	KWP	1.739634048	15.88146019	Oversupply
2/10/2020 12:57	0:11	SSA3	0.02812	0.05400	Oversupply
2/10/2020 12:57	0:11	SSA2	0.09498	0.04400	Oversupply
2/10/2020 13:00	0:05	5A	Data not available	Data not available	Oversupply
2/10/2020 13:00	0:05	BS	Data not available	Data not available	Oversupply
2/10/2020 13:01	0:01	KWP	0.000879113	13.89890099	Oversupply
2/10/2020 13:03	0:01	KWP	0.001758242	15.37582397	Oversupply
2/10/2020 13:13	0:01	SSA2	0.00930	0.42700	Oversupply
2/10/2020 13:13	0:18	SSA3	0.11347	0.04600	Oversupply
2/10/2020 13:14	0:18	BS250	Data not available	Data not available	Oversupply
2/10/2020 13:14	0:18	KWP	2.199702311	19.11982536	Oversupply
2/10/2020 13:14	0:18	SSA2	0.30587	0.03400	Oversupply
2/10/2020 13:31	0:01	SSA3	0.00275	0.00000	Oversupply
2/10/2020 13:32	0:01	SSA2	0.02138	0.22000	Oversupply
2/10/2020 13:33	0:01	SSA2	0.02056	0.23700	Oversupply
2/10/2020 13:33	0:01	SSA2	0.02138	0.79700	Oversupply
2/10/2020 13:35	0:01	SSA2	0.02138	0.89000	Oversupply
2/10/2020 13:36	0:01	SSA3	0.00281	0.27000	Oversupply
2/10/2020 13:36	0:01	SSA2	0.02138	0.79800	Oversupply
2/10/2020 13:36	0:02	SSA3	0.00543	0.05100	Oversupply
2/10/2020 13:37	0:02	BS250	Data not available	Data not available	Oversupply
2/10/2020 13:37	0:01	SSA2	0.02138	0.03100	Oversupply
2/10/2020 13:38	0:01	KWP	0.025313059	19.34236908	Oversupply
2/10/2020 13:38	0:01	SSA2	0.02138	0.01000	Oversupply
2/10/2020 13:38	0:01	SSA3	0.00275	0.00500	Oversupply
2/10/2020 13:39	0:01	SSA2	0.02056	0.04200	Oversupply
2/10/2020 13:39	0:02	SSA3	0.00549	0.00800	Oversupply
2/10/2020 13:40	0:01	KWP	0.006560993	19.91020584	Oversupply
2/10/2020 13:40	0:01	SSA2	0.02097	0.01700	Oversupply
2/10/2020 13:40	0:01	SSA3	0.00275	0.06600	Oversupply
2/10/2020 13:40	0:01	SSA2	0.02138	0.09900	Oversupply
2/10/2020 13:41	0:01	SSA3	0.00269	0.22800	Oversupply
2/10/2020 13:41	0:01	SSA2	0.02138	0.11000	Oversupply
2/10/2020 13:42	0:01	SSA2	0.02138	0.12000	Oversupply
2/11/2020 10:02	0:03	SSA2	-0.00237	2.14100	Oversupply
2/11/2020 10:02	0:01	SSA3	-0.00033	2.41700	Oversupply
2/11/2020 10:03	0:01	SSA3	-0.00033	1.71000	Oversupply
2/11/2020 11:00	0:01	SSA2	0.01419	3.19500	Oversupply
2/11/2020 11:02	0:01	SSA3	0.01480	0.83800	Oversupply
2/11/2020 11:04	0:01	SSA2	0.01419	2.71600	Oversupply
2/11/2020 11:04	0:01	SSA3	0.01448	2.54800	Oversupply
2/11/2020 11:05	0:01	SSA2	0.01419	0.95000	Oversupply
2/11/2020 11:05	0:01	SSA3	0.01447	1.75200	Oversupply
2/11/2020 11:05	0:01	SSA2	0.01419	0.74000	Oversupply
2/11/2020 11:06	0:01	SSA3	0.01480	0.79400	Oversupply
2/11/2020 11:06	0:01	SSA3	0.01480	1.80000	Oversupply
2/11/2020 11:06	0:01	SSA2	0.01419	0.94500	Oversupply
2/11/2020 11:07	0:01	SSA3	0.01480	1.51100	Oversupply
2/11/2020 11:07	0:01	SSA2	0.01419	1.18600	Oversupply
2/11/2020 11:08	0:01	SSA3	0.01480	1.36400	Oversupply
2/11/2020 11:08	0:01	SSA2	0.01419	1.25300	Oversupply



Maui Curtailment Report

February 2020

Start Date and Time	Duration (minutes)	IPP Curtailed	Estimated Curtailed MWH	Peak MW Curtailed	Reasons for Curtailment
2/11/2020 11:09	0:01	SSA3	0.01512	2.32400	Oversupply
2/11/2020 11:10	0:01	SSA2	0.01419	2.13600	Oversupply
2/11/2020 11:10	0:01	SSA3	0.01480	2.28200	Oversupply
2/11/2020 11:11	0:01	SSA2	0.01419	1.81400	Oversupply
2/11/2020 11:11	0:01	SSA3	0.01512	0.68700	Oversupply
2/11/2020 11:12	0:01	SSA2	0.01419	1.27400	Oversupply
2/11/2020 11:12	0:01	SSA3	0.01512	1.39200	Oversupply
2/11/2020 11:12	0:01	SSA2	0.01419	1.43000	Oversupply
2/11/2020 11:12	0:01	SSA3	0.01448	1.05600	Oversupply
2/11/2020 11:13	0:01	SSA3	0.01512	1.11300	Oversupply
2/11/2020 11:13	0:01	SSA2	0.01419	0.62700	Oversupply
2/11/2020 11:14	0:01	SSA3	0.01914	0.17000	Oversupply
2/11/2020 11:14	0:01	SSA2	0.01880	0.36200	Oversupply
2/11/2020 11:15	0:01	BS250	Data not available	Data not available	Oversupply
2/11/2020 11:15	0:01	SSA3	0.02568	0.03300	Oversupply
2/11/2020 11:15	0:01	SSA2	0.02638	0.03300	Oversupply
2/11/2020 11:16	0:01	KWPPI	0.007410256	6.355977058	Oversupply
2/11/2020 11:16	0:01	SSA3	0.02624	0.00500	Oversupply
2/11/2020 11:16	0:01	SSA2	0.02638	-0.00100	Oversupply
2/11/2020 11:16	0:01	SSA3	0.02624	0.08100	Oversupply
2/11/2020 11:17	0:01	SSA2	0.02638	-0.00100	Oversupply
2/11/2020 11:17	0:01	SSA3	0.02568	0.12700	Oversupply
2/11/2020 11:18	0:01	SSA2	0.02638	-0.00100	Oversupply
2/11/2020 11:18	0:01	SSA3	0.02568	0.10200	Oversupply
2/11/2020 11:18	0:01	SSA2	0.02638	-0.00100	Oversupply
2/11/2020 11:19	0:01	SSA3	0.02624	0.16600	Oversupply
2/11/2020 11:19	0:01	SSA2	0.02638	-0.00100	Oversupply
2/11/2020 11:19	0:01	SSA3	0.02736	0.12600	Oversupply
2/11/2020 11:20	0:01	SSA2	0.02638	-0.00100	Oversupply
2/11/2020 11:20	0:01	SSA3	0.02568	0.01900	Oversupply
2/11/2020 11:21	0:01	BS250	Data not available	Data not available	Oversupply
2/11/2020 11:21	0:01	SSA3	0.02512	0.00500	Oversupply
2/11/2020 11:21	0:01	SSA2	0.02638	0.01300	Oversupply
2/11/2020 11:22	0:01	SSA3	0.02568	0.15600	Oversupply
2/11/2020 11:22	0:01	SSA2	0.02638	0.16300	Oversupply
2/11/2020 11:23	0:01	SSA3	0.02568	0.61200	Oversupply
2/11/2020 11:23	0:01	SSA2	0.02638	0.53000	Oversupply
2/11/2020 11:23	0:01	SSA3	0.02512	1.17200	Oversupply
2/11/2020 11:24	0:01	SSA2	0.02638	1.66200	Oversupply
2/11/2020 11:28	0:01	SSA2	0.02638	3.07800	Oversupply
2/11/2020 11:29	0:01	SSA3	0.02624	1.47400	Oversupply
2/11/2020 11:29	0:01	SSA2	0.02802	1.35600	Oversupply
2/11/2020 11:29	0:01	SSA3	0.02890	0.97500	Oversupply
2/11/2020 11:30	0:01	SSA2	0.03348	0.40800	Oversupply
2/11/2020 11:30	0:01	SSA3	0.02834	0.13600	Oversupply
2/11/2020 11:31	0:01	SSA2	0.03348	0.28700	Oversupply
2/11/2020 11:31	0:01	SSA3	0.02896	0.06400	Oversupply
2/11/2020 11:31	0:01	SSA2	0.03348	0.03200	Oversupply
2/11/2020 11:32	0:01	SSA3	0.02896	0.06200	Oversupply
2/11/2020 11:32	0:01	SSA2	0.03348	-0.00100	Oversupply
2/11/2020 11:33	0:01	SSA3	0.02834	0.11400	Oversupply
2/11/2020 11:33	0:01	SSA2	0.03348	-0.00100	Oversupply
2/11/2020 11:33	0:01	SSA3	0.03081	0.11200	Oversupply
2/11/2020 11:34	0:01	SSA2	0.03284	-0.00100	Oversupply
2/11/2020 11:34	0:01	SSA3	0.02834	0.10700	Oversupply
2/11/2020 11:35	0:01	SSA2	0.03348	-0.00100	Oversupply
2/11/2020 11:35	0:01	SSA3	0.02896	0.11400	Oversupply
2/11/2020 11:36	0:01	SSA2	0.03348	-0.00100	Oversupply
2/11/2020 11:36	0:01	SSA3	0.02834	0.11100	Oversupply
2/11/2020 11:37	0:01	SSA3	0.02896	0.11600	Oversupply
2/11/2020 11:37	0:01	SSA2	0.03348	-0.00100	Oversupply
2/11/2020 11:37	0:01	SSA3	0.02834	0.32200	Oversupply
2/11/2020 11:37	0:01	SSA2	0.03348	0.22400	Oversupply
2/11/2020 11:38	0:01	SSA3	0.02896	0.73100	Oversupply
2/11/2020 11:38	0:01	SSA2	0.03348	0.45200	Oversupply
2/11/2020 11:39	0:01	SSA3	0.02896	1.12000	Oversupply
2/11/2020 11:39	0:01	SSA2	0.03348	0.77200	Oversupply
2/11/2020 11:40	0:01	SSA3	0.02834	0.55200	Oversupply
2/11/2020 11:40	0:01	SSA2	0.03348	0.66400	Oversupply
2/11/2020 11:40	0:01	SSA3	0.02896	0.46900	Oversupply
2/11/2020 11:41	0:01	SSA2	0.03348	0.44700	Oversupply
2/11/2020 11:41	0:01	SSA3	0.02896	0.87600	Oversupply
2/11/2020 11:42	0:01	SSA2	0.03348	1.28300	Oversupply



Maui Curtailment Report

February 2020

Start Date and Time	Duration (minutes)	IPP Curtailed	Estimated Curtailed MWH	Peak MW Curtailed	Reasons for Curtailment
2/11/2020 11:42	0:01	SSA3	0.02834	1.44300	Oversupply
2/11/2020 11:43	0:01	SSA2	0.03348	1.61500	Oversupply
2/11/2020 11:43	0:01	SSA3	0.02834	1.79000	Oversupply
2/11/2020 11:44	0:01	SSA3	0.02896	2.33500	Oversupply
2/11/2020 11:44	0:01	SSA2	0.03348	2.20700	Oversupply
2/11/2020 11:44	0:01	SSA3	0.02986	2.34400	Oversupply
2/11/2020 11:44	0:01	SSA2	0.02988	2.46600	Oversupply
2/11/2020 11:45	0:01	SSA3	0.02645	2.49700	Oversupply
2/11/2020 11:45	0:01	SSA2	0.02950	2.52900	Oversupply
2/11/2020 11:46	0:01	SSA3	0.02645	1.86500	Oversupply
2/11/2020 11:46	0:01	SSA2	0.02950	1.61700	Oversupply
2/11/2020 11:47	0:01	SSA3	0.02588	0.84300	Oversupply
2/11/2020 11:47	0:01	SSA2	0.02950	0.90900	Oversupply
2/11/2020 11:47	0:01	SSA3	0.02702	0.42800	Oversupply
2/11/2020 11:48	0:01	SSA2	0.02950	0.43100	Oversupply
2/11/2020 11:48	0:01	SSA3	0.02587	0.34000	Oversupply
2/11/2020 11:49	0:01	SSA2	0.02950	0.74600	Oversupply
2/11/2020 11:49	0:01	SSA3	0.02645	0.75400	Oversupply
2/11/2020 11:50	0:01	SSA2	0.02950	0.08600	Oversupply
2/11/2020 11:50	0:01	SSA3	0.02588	0.21000	Oversupply
2/11/2020 11:50	0:01	SSA3	0.02645	0.19300	Oversupply
2/11/2020 11:50	0:01	SSA2	0.02950	0.15200	Oversupply
2/11/2020 11:51	0:02	SSA3	0.05405	0.25000	Oversupply
2/11/2020 11:51	0:01	SSA2	0.02950	0.45800	Oversupply
2/11/2020 11:52	0:01	SSA2	0.02950	0.03800	Oversupply
2/11/2020 11:53	0:01	SSA3	0.02645	0.43000	Oversupply
2/11/2020 11:53	0:01	SSA2	0.02893	0.73900	Oversupply
2/11/2020 11:54	0:01	SSA3	0.02703	0.62300	Oversupply
2/11/2020 11:54	0:01	SSA2	0.02893	0.95000	Oversupply
2/11/2020 11:54	0:01	SSA3	0.02702	0.99500	Oversupply
2/11/2020 11:55	0:01	SSA2	0.02950	0.70800	Oversupply
2/11/2020 11:55	0:01	SSA3	0.02645	0.31000	Oversupply
2/11/2020 11:56	0:01	SSA2	0.02950	0.64700	Oversupply
2/11/2020 11:56	0:01	SSA3	0.02703	0.56000	Oversupply
2/11/2020 11:57	0:01	SSA2	0.02950	0.46000	Oversupply
2/11/2020 11:57	0:01	SSA3	0.02702	0.64100	Oversupply
2/11/2020 11:57	0:01	SSA2	0.02950	1.04500	Oversupply
2/11/2020 11:57	0:01	SSA3	0.02588	0.94900	Oversupply
2/11/2020 11:58	0:01	SSA3	0.02702	1.17100	Oversupply
2/11/2020 11:58	0:01	SSA2	0.02950	1.17600	Oversupply
2/11/2020 11:59	0:01	SSA3	0.03160	1.12700	Oversupply
2/11/2020 11:59	0:01	SSA2	0.03504	1.20800	Oversupply
2/11/2020 12:00	0:01	SSA3	0.03548	0.63800	Oversupply
2/11/2020 12:00	0:01	SSA2	0.03943	0.09000	Oversupply
2/11/2020 12:01	0:01	SSA3	0.03398	0.19500	Oversupply
2/11/2020 12:01	0:01	SSA2	0.03943	0.80100	Oversupply
2/11/2020 12:01	0:01	SSA3	0.03473	1.01600	Oversupply
2/11/2020 12:02	0:01	SSA2	0.03943	0.80400	Oversupply
2/11/2020 12:02	0:01	SSA3	0.03699	0.15500	Oversupply
2/11/2020 12:03	0:01	SSA2	0.03943	0.49400	Oversupply
2/11/2020 12:03	0:01	SSA3	0.03398	0.84300	Oversupply
2/11/2020 12:03	0:05	SSA2	0.23660	0.03400	Oversupply
2/11/2020 12:04	0:05	BS250	Data not available	Data not available	Oversupply
2/11/2020 12:04	0:06	SSA3	0.28161	0.02000	Oversupply
2/11/2020 12:05	0:05	KWPll	0.05059042	5.195355415	Oversupply
2/11/2020 12:09	0:01	SSA2	0.03943	-0.00100	Oversupply
2/11/2020 12:10	0:01	BS250	Data not available	Data not available	Oversupply
2/11/2020 12:10	0:01	SSA2	0.03943	0.02500	Oversupply
2/11/2020 12:10	0:01	SSA3	0.03548	0.00400	Oversupply
2/11/2020 12:10	0:01	SSA2	0.03943	0.07200	Oversupply
2/11/2020 12:11	0:01	SSA3	0.03473	0.32900	Oversupply
2/11/2020 12:11	0:02	SSA2	0.07887	0.34100	Oversupply
2/11/2020 12:11	0:02	SSA3	0.06946	0.01600	Oversupply
2/11/2020 12:12	0:01	BS250	Data not available	Data not available	Oversupply
2/11/2020 12:13	0:01	KWPll	0.006402381	6.286120415	Oversupply
2/11/2020 12:13	0:01	SSA2	0.03943	-0.00100	Oversupply
2/11/2020 12:13	0:01	SSA3	0.03397	0.01600	Oversupply
2/11/2020 12:14	0:09	BS250	Data not available	Data not available	Oversupply
2/11/2020 12:14	0:02	SSA3	0.06702	0.09500	Oversupply
2/11/2020 12:14	0:02	SSA2	0.07547	-0.00100	Oversupply
2/11/2020 12:15	0:09	KWPll	0.119008231	6.622431278	Oversupply
2/11/2020 12:15	0:08	SSA3	0.31217	0.02600	Oversupply
2/11/2020 12:16	0:07	SSA2	0.29304	-0.00100	Oversupply



Maui Curtailment Report

February 2020

Start Date and Time	Duration (minutes)	IPP Curtailed	Estimated Curtailed MWH	Peak MW Curtailed	Reasons for Curtailment
2/11/2020 12:23	0:01	SSA2	0.03672	-0.00100	Oversupply
2/11/2020 12:23	0:01	SSA3	0.03095	0.07700	Oversupply
2/11/2020 12:23	0:01	SSA2	0.03672	-0.00100	Oversupply
2/11/2020 12:24	0:01	SSA3	0.03162	0.18400	Oversupply
2/11/2020 12:24	0:01	SSA2	0.03672	0.07300	Oversupply
2/11/2020 12:25	0:01	SSA3	0.03095	0.35700	Oversupply
2/11/2020 12:25	0:01	SSA2	0.03672	0.31300	Oversupply
2/11/2020 12:25	0:01	SSA3	0.03162	0.57600	Oversupply
2/11/2020 12:26	0:01	SSA2	0.03672	0.57300	Oversupply
2/11/2020 12:26	0:01	SSA3	0.03229	1.24200	Oversupply
2/11/2020 12:27	0:01	SSA2	0.03672	0.96000	Oversupply
2/11/2020 12:27	0:01	SSA3	0.03095	2.75900	Oversupply
2/11/2020 12:28	0:01	SSA2	0.03672	1.63600	Oversupply
2/11/2020 12:28	0:01	SSA3	0.03095	0.97400	Oversupply
2/11/2020 12:28	0:01	SSA3	0.03095	1.86400	Oversupply
2/11/2020 12:29	0:01	SSA2	0.03672	1.63700	Oversupply
2/11/2020 12:29	0:01	SSA3	0.01308	1.79400	Oversupply
2/11/2020 12:29	0:01	SSA2	0.00706	1.87700	Oversupply
2/11/2020 12:30	0:01	SSA3	0.00355	1.84300	Oversupply
2/11/2020 12:30	0:01	SSA2	0.00459	2.03200	Oversupply
2/11/2020 12:31	0:01	SSA3	0.00363	2.36300	Oversupply
2/11/2020 12:31	0:01	SSA2	0.00459	2.45400	Oversupply
2/11/2020 12:32	0:01	SSA3	0.00347	2.73100	Oversupply
2/11/2020 12:32	0:01	SSA2	0.00459	3.07000	Oversupply
2/11/2020 12:33	0:01	SSA3	0.00363	2.90500	Oversupply
2/11/2020 12:34	0:01	SSA2	0.00459	1.16200	Oversupply
2/11/2020 12:34	0:01	SSA3	0.00355	2.50000	Oversupply
2/11/2020 12:35	0:01	SSA2	0.00459	2.51900	Oversupply
2/11/2020 12:35	0:01	SSA3	0.00355	2.37200	Oversupply
2/11/2020 12:42	0:01	SSA2	0.00459	2.89600	Oversupply
2/11/2020 12:43	0:01	SSA3	0.00355	2.87700	Oversupply
2/11/2020 12:43	0:01	SSA2	0.00459	2.32100	Oversupply
2/11/2020 12:44	0:01	SSA3	0.00330	1.56300	Oversupply
2/11/2020 12:44	0:01	SSA2	0.00233	2.48500	Oversupply
2/11/2020 12:45	0:01	SSA3	0.00087	2.11800	Oversupply
2/11/2020 12:45	0:01	SSA2	0.00095	2.01000	Oversupply
2/11/2020 13:02	0:01	SSA2	0.00124	2.94300	Oversupply
2/11/2020 13:08	0:01	SSA2	0.00124	2.90800	Oversupply
2/11/2020 13:09	0:01	SSA3	0.00084	2.89800	Oversupply
2/11/2020 13:16	0:01	SSA3	0.02441	2.91000	Oversupply
2/11/2020 13:18	0:01	SSA2	0.02713	2.77600	Oversupply
2/11/2020 13:18	0:01	SSA3	0.02441	2.99400	Oversupply
2/11/2020 13:19	0:01	SSA3	0.02441	1.63600	Oversupply
2/11/2020 13:19	0:01	SSA2	0.02713	1.66700	Oversupply
2/11/2020 13:20	0:01	SSA3	0.02441	1.61800	Oversupply
2/11/2020 13:20	0:01	SSA2	0.02713	1.05000	Oversupply
2/11/2020 13:20	0:01	SSA3	0.02494	0.35700	Oversupply
2/11/2020 13:21	0:01	SSA2	0.02713	0.90300	Oversupply
2/11/2020 13:21	0:01	SSA3	0.02441	0.67300	Oversupply
2/11/2020 13:21	0:01	SSA2	0.02660	0.26400	Oversupply
2/11/2020 13:22	0:01	SSA3	0.02441	0.21900	Oversupply
2/11/2020 13:22	0:07	SSA2	0.21649	0.08300	Oversupply
2/11/2020 13:23	0:07	BS250	Data not available	Data not available	Oversupply
2/11/2020 13:23	0:01	SSA3	0.02494	0.02400	Oversupply
2/11/2020 13:23	0:06	SSA3	0.19483	0.01400	Oversupply
2/11/2020 13:24	0:06	KWP11	0.119685046	8.848869324	Oversupply
2/11/2020 13:29	0:01	SSA2	0.02915	0.01100	Oversupply
2/11/2020 13:30	0:01	SSA3	0.01463	0.22600	Oversupply
2/11/2020 13:30	0:01	SSA2	0.01933	0.10400	Oversupply
2/11/2020 13:30	0:01	SSA3	0.01495	0.57700	Oversupply
2/11/2020 13:31	0:01	SSA2	0.01933	0.14000	Oversupply
2/11/2020 13:31	0:01	SSA3	0.01495	0.67400	Oversupply
2/11/2020 13:32	0:01	SSA2	0.01933	0.15300	Oversupply
2/11/2020 13:32	0:01	SSA3	0.01495	0.89100	Oversupply
2/11/2020 13:33	0:01	SSA3	0.01495	0.44200	Oversupply
2/11/2020 13:33	0:01	SSA2	0.01933	0.10100	Oversupply
2/11/2020 13:33	0:01	SSA3	0.01495	1.02700	Oversupply
2/11/2020 13:34	0:01	SSA2	0.01933	0.12000	Oversupply
2/11/2020 13:34	0:01	SSA3	0.01528	1.31300	Oversupply
2/11/2020 13:34	0:01	SSA2	0.01933	0.12800	Oversupply
2/11/2020 13:35	0:01	SSA3	0.01495	2.04200	Oversupply
2/11/2020 13:35	0:01	SSA2	0.01933	0.56100	Oversupply
2/11/2020 13:36	0:01	SSA3	0.01463	1.85600	Oversupply



Maui Curtailment Report

February 2020

Start Date and Time	Duration (minutes)	IPP Curtailed	Estimated Curtailed MWH	Peak MW Curtailed	Reasons for Curtailment
2/11/2020 13:36	0:01	SSA2	0.01933	0.94300	Oversupply
2/11/2020 13:36	0:01	SSA3	0.01462	1.96400	Oversupply
2/11/2020 13:37	0:01	SSA2	0.01933	1.47900	Oversupply
2/11/2020 13:37	0:01	SSA3	0.01527	2.04100	Oversupply
2/11/2020 13:38	0:01	SSA2	0.01933	1.68800	Oversupply
2/11/2020 13:38	0:01	SSA3	0.01495	2.68100	Oversupply
2/11/2020 13:39	0:01	SSA2	0.01933	1.55200	Oversupply
2/11/2020 13:39	0:01	SSA3	0.01463	1.82200	Oversupply
2/11/2020 13:39	0:01	SSA3	0.01527	1.81100	Oversupply
2/11/2020 13:40	0:01	SSA2	0.01933	1.42700	Oversupply
2/11/2020 13:40	0:01	SSA3	0.01495	1.77700	Oversupply
2/11/2020 13:40	0:01	SSA2	0.01933	1.07500	Oversupply
2/11/2020 13:41	0:01	SSA3	0.01495	2.07400	Oversupply
2/11/2020 13:46	0:01	SSA2	0.03159	1.37100	Oversupply
2/11/2020 13:46	0:01	SSA3	0.03085	2.03000	Oversupply
2/11/2020 13:46	0:01	SSA2	0.03159	1.07100	Oversupply
2/11/2020 13:47	0:01	SSA3	0.03152	1.05400	Oversupply
2/11/2020 13:47	0:01	SSA2	0.03159	0.06800	Oversupply
2/11/2020 13:48	0:01	SSA3	0.03085	0.58500	Oversupply
2/11/2020 13:48	0:01	SSA2	0.03159	0.34200	Oversupply
2/11/2020 13:49	0:05	BS250	Data not available	Data not available	Oversupply
2/11/2020 13:49	0:05	SSA3	0.18373	0.04100	Oversupply
2/11/2020 13:49	0:04	SSA2	0.15797	0.02400	Oversupply
2/11/2020 13:50	0:03	KWPPI	0.013416815	11.35174179	Oversupply
2/11/2020 13:53	0:02	SSA3	0.06102	0.01300	Oversupply
2/11/2020 13:53	0:01	SSA2	0.03159	-0.00200	Oversupply
2/11/2020 13:54	0:01	SSA2	0.03159	-0.00200	Oversupply
2/11/2020 13:55	0:03	BS250	Data not available	Data not available	Oversupply
2/11/2020 13:55	0:03	SSA3	0.12204	0.00900	Oversupply
2/11/2020 13:55	0:03	SSA2	0.12637	0.00200	Oversupply
2/11/2020 13:56	0:03	KWPPI	0.026770878	11.01343441	Oversupply
2/11/2020 13:58	0:01	SSA3	0.03085	0.02800	Oversupply
2/11/2020 13:59	0:01	SSA2	0.03159	-0.00200	Oversupply
2/11/2020 13:59	0:01	SSA3	0.03085	0.07200	Oversupply
2/11/2020 13:59	0:01	SSA3	0.01592	0.14000	Oversupply
2/11/2020 13:59	0:01	SSA2	0.01727	-0.00200	Oversupply
2/11/2020 14:00	0:01	SSA3	0.01021	0.14000	Oversupply
2/11/2020 14:00	0:01	SSA2	0.01443	0.09200	Oversupply
2/11/2020 14:01	0:01	SSA3	0.01044	0.15300	Oversupply
2/11/2020 14:01	0:02	SSA2	0.02885	0.27400	Oversupply
2/11/2020 14:02	0:01	SSA3	0.01044	0.54800	Oversupply
2/11/2020 14:02	0:01	SSA3	0.01021	0.97900	Oversupply
2/11/2020 14:03	0:01	SSA2	0.01443	1.23600	Oversupply
2/11/2020 14:03	0:01	SSA3	0.01044	1.62900	Oversupply
2/11/2020 14:04	0:01	SSA2	0.01443	2.61100	Oversupply
2/12/2020 13:10	0:01	SSA3	0.00231	2.79200	Oversupply
2/12/2020 13:10	0:01	SSA2	0.00356	1.37400	Oversupply
2/12/2020 13:10	0:01	SSA3	0.00217	2.15600	Oversupply
2/12/2020 13:11	0:01	SSA2	0.00356	1.09800	Oversupply
2/12/2020 13:11	0:01	SSA3	0.00207	2.28600	Oversupply
2/12/2020 13:13	0:01	SSA3	0.00217	2.77400	Oversupply
2/12/2020 13:15	0:01	SSA3	0.00290	2.86000	Oversupply
2/12/2020 13:15	0:01	SSA2	0.00886	2.05700	Oversupply
2/12/2020 13:16	0:01	SSA3	0.00284	2.23200	Oversupply
2/12/2020 13:16	0:01	SSA2	0.00886	1.12000	Oversupply
2/12/2020 13:17	0:01	SSA3	0.00290	2.33500	Oversupply
2/12/2020 13:21	0:01	SSA2	0.00886	0.18500	Oversupply
2/12/2020 13:21	0:01	SSA3	0.00284	2.89700	Oversupply
2/12/2020 13:34	0:01	SSA3	0.00549	1.65800	Oversupply
2/12/2020 13:35	0:01	SSA2	0.00696	1.21100	Oversupply
2/12/2020 13:35	0:01	SSA3	0.00537	1.81000	Oversupply
2/12/2020 13:36	0:01	SSA3	0.00537	2.15800	Oversupply
2/12/2020 13:36	0:01	SSA2	0.00696	0.14000	Oversupply
2/12/2020 13:37	0:01	SSA3	0.00549	1.31400	Oversupply
2/12/2020 13:37	0:01	SSA2	0.00696	1.42500	Oversupply
2/12/2020 13:37	0:01	SSA3	0.00537	0.57600	Oversupply
2/12/2020 13:38	0:01	SSA2	0.00696	2.18600	Oversupply
2/12/2020 15:39	0:01	KWPPI	0.000182958	0.010977509	Oversupply
2/12/2020 23:15	0:20	KWPPI	2.135996099	13.3536396	Oversupply
2/13/2020 0:11	0:16	KWPPI	0.752740304	13.53726387	Oversupply
2/13/2020 10:05	0:01	KWPPI	0.002178869	0.130732149	Oversupply
2/13/2020 11:56	0:01	SSA3	0.00544	2.80000	Oversupply
2/13/2020 11:56	0:01	SSA2	0.01093	3.27600	Oversupply



Maui Curtailment Report

February 2020

Start Date and Time	Duration (minutes)	IPP Curtailed	Estimated Curtailed MWH	Peak MW Curtailed	Reasons for Curtailment
2/13/2020 11:57	0:01	SSA3	0.00556	2.22800	Oversupply
2/13/2020 11:57	0:01	SSA2	0.01093	0.90600	Oversupply
2/13/2020 11:57	0:02	SSA3	0.01101	1.17400	Oversupply
2/13/2020 11:58	0:01	BS250	Data not available	Data not available	Oversupply
2/13/2020 11:58	0:01	SSA2	0.01093	0.03000	Oversupply
2/13/2020 11:59	0:02	KWPPII	0.029538933	12.6570673	Oversupply
2/13/2020 11:59	0:02	SSA2	0.03950	-0.00300	Oversupply
2/13/2020 11:59	0:01	SSA3	0.01153	0.02800	Oversupply
2/13/2020 12:00	0:01	BS250	Data not available	Data not available	Oversupply
2/13/2020 12:00	0:01	SSA3	0.02212	0.00000	Oversupply
2/13/2020 12:01	0:01	SSA3	0.02311	0.12000	Oversupply
2/13/2020 12:01	0:01	SSA2	0.02678	-0.00300	Oversupply
2/13/2020 12:01	0:01	SSA3	0.02311	0.13700	Oversupply
2/13/2020 12:01	0:01	SSA2	0.02678	-0.00300	Oversupply
2/13/2020 12:02	0:01	SSA3	0.02262	0.12700	Oversupply
2/13/2020 12:02	0:01	SSA2	0.02678	-0.00300	Oversupply
2/13/2020 12:03	0:01	SSA3	0.02311	0.14000	Oversupply
2/13/2020 12:03	0:01	SSA2	0.02678	-0.00300	Oversupply
2/13/2020 12:04	0:01	SSA3	0.02262	0.12700	Oversupply
2/13/2020 12:04	0:01	SSA2	0.02678	0.12700	Oversupply
2/13/2020 12:04	0:01	SSA3	0.02212	0.30100	Oversupply
2/13/2020 12:05	0:01	SSA2	0.02678	0.47500	Oversupply
2/13/2020 12:05	0:01	SSA3	0.02311	0.66200	Oversupply
2/13/2020 12:06	0:01	SSA2	0.02678	0.90100	Oversupply
2/13/2020 12:06	0:01	SSA3	0.02311	1.08500	Oversupply
2/13/2020 12:07	0:01	SSA2	0.02678	2.24100	Oversupply
2/13/2020 12:07	0:01	SSA3	0.02262	1.59100	Oversupply
2/13/2020 12:10	0:01	SSA2	0.02678	2.89400	Oversupply
2/13/2020 12:11	0:01	SSA3	0.02262	2.84800	Oversupply
2/13/2020 12:11	0:01	SSA2	0.02678	2.37100	Oversupply
2/13/2020 12:11	0:01	SSA3	0.02311	1.96600	Oversupply
2/13/2020 12:12	0:01	SSA2	0.02678	1.37100	Oversupply
2/13/2020 12:12	0:22	SSA3	0.98746	0.69700	Oversupply
2/13/2020 12:13	0:22	BS250	Data not available	Data not available	Oversupply
2/13/2020 12:13	0:22	KWPPII	3.616491639	16.4882164	Oversupply
2/13/2020 12:13	0:22	SSA2	0.81249	0.02500	Oversupply
2/13/2020 12:22	0:08	5A	Data not available	Data not available	Oversupply
2/13/2020 12:22	0:08	BS	Data not available	Data not available	Oversupply
2/13/2020 12:34	0:01	SSA3	0.03514	0.00100	Oversupply
2/13/2020 12:34	0:01	SSA2	0.03152	-0.00300	Oversupply
2/13/2020 12:35	0:01	SSA3	0.03590	0.13200	Oversupply
2/13/2020 12:35	0:01	SSA2	0.03152	-0.00300	Oversupply
2/13/2020 12:35	0:01	SSA3	0.03590	0.95500	Oversupply
2/13/2020 12:36	0:26	SSA2	1.05818	-0.00100	Oversupply
2/13/2020 12:36	0:26	SSA3	1.13786	1.21300	Oversupply
2/13/2020 12:37	0:25	BS250	Data not available	Data not available	Oversupply
2/13/2020 12:37	0:26	KWPPII	3.39495609	12.0183754	Oversupply
2/13/2020 12:51	0:05	5A	Data not available	Data not available	Oversupply
2/13/2020 12:51	0:05	BS	Data not available	Data not available	Oversupply
2/13/2020 12:52	0:01	KWP	0.001758242	13.74065971	Oversupply
2/13/2020 12:55	0:01	KWP	0.000879129	14.37362671	Oversupply
2/13/2020 12:55	0:04	AWE	0.113589892	2.700000048	Facility Requested
2/13/2020 13:02	0:01	SSA3	0.01360	0.10900	Oversupply
2/13/2020 13:02	0:01	SSA2	0.01262	0.14100	Oversupply
2/13/2020 13:04	0:01	SSA2	0.01262	0.60300	Oversupply
2/13/2020 13:04	0:01	SSA3	0.01302	1.14200	Oversupply
2/14/2020 1:21	0:13	KWPPII	0.395113142	10.66115665	Oversupply
2/14/2020 1:49	1:24	KWPPII	15.13211783	20.41916275	Oversupply
2/14/2020 3:15	0:10	KWPPII	0.326395988	17.93225861	Oversupply
2/14/2020 4:11	0:22	KWPPII	3.088971774	14.61904716	Oversupply
2/14/2020 4:56	0:36	KWPPII	5.482235456	18.32445526	Oversupply
2/14/2020 9:36	0:01	SSA3	0.00643	1.98300	Oversupply
2/14/2020 9:37	0:01	SSA3	0.00643	0.89800	Oversupply
2/14/2020 9:37	0:01	SSA2	0.00660	0.29200	Oversupply
2/14/2020 9:37	0:01	SSA3	0.00629	0.02100	Oversupply
2/14/2020 9:38	0:01	SSA2	0.00673	0.23700	Oversupply
2/14/2020 9:38	0:01	SSA3	0.00643	0.59100	Oversupply
2/14/2020 9:38	0:01	SSA2	0.00673	0.31900	Oversupply
2/14/2020 9:39	0:01	SSA3	0.00643	0.84200	Oversupply
2/14/2020 9:39	0:01	SSA2	0.00673	0.80800	Oversupply
2/14/2020 9:40	0:01	SSA3	0.00629	0.60200	Oversupply
2/14/2020 9:40	0:01	SSA2	0.00673	0.65300	Oversupply
2/14/2020 9:40	0:01	SSA3	0.00657	0.55900	Oversupply



Maui Curtailment Report

February 2020

Start Date and Time	Duration (minutes)	IPP Curtailed	Estimated Curtailed MWH	Peak MW Curtailed	Reasons for Curtailment
2/14/2020 9:41	0:01	SSA2	0.00673	1.69100	Oversupply
2/14/2020 9:42	0:01	SSA2	0.00673	1.12900	Oversupply
2/14/2020 9:42	0:01	SSA3	0.00643	1.87800	Oversupply
2/14/2020 9:43	0:01	SSA2	0.00673	0.53300	Oversupply
2/14/2020 9:43	0:01	SSA3	0.00629	0.54300	Oversupply
2/14/2020 9:43	0:01	SSA3	0.00643	1.55800	Oversupply
2/14/2020 9:44	0:01	SSA2	0.00673	0.42800	Oversupply
2/14/2020 9:44	0:01	SSA3	0.01380	1.96600	Oversupply
2/14/2020 9:45	0:01	SSA3	0.01941	1.36600	Oversupply
2/14/2020 9:45	0:01	SSA2	0.00646	0.27400	Oversupply
2/14/2020 9:46	0:01	SSA3	0.01984	0.51100	Oversupply
2/14/2020 9:46	0:01	SSA2	0.00646	0.15900	Oversupply
2/14/2020 9:47	0:01	SSA3	0.01941	0.45000	Oversupply
2/14/2020 9:47	0:01	SSA2	0.00646	0.43600	Oversupply
2/14/2020 9:47	0:01	SSA3	0.02027	1.54800	Oversupply
2/14/2020 9:48	0:01	SSA2	0.00646	0.36900	Oversupply
2/14/2020 9:48	0:01	SSA3	0.01941	1.52000	Oversupply
2/14/2020 9:49	0:01	SSA2	0.00646	0.35900	Oversupply
2/14/2020 9:49	0:01	SSA3	0.01984	0.94900	Oversupply
2/14/2020 9:50	0:01	SSA3	0.01984	0.95300	Oversupply
2/14/2020 9:50	0:01	SSA2	0.00646	0.06600	Oversupply
2/14/2020 9:50	0:05	SSA3	0.11860	0.33000	Oversupply
2/14/2020 9:51	0:05	BS250	Data not available	Data not available	Oversupply
2/14/2020 9:51	0:04	SSA2	0.03232	0.02200	Oversupply
2/14/2020 9:52	0:02	AWE	0.013203724	5.599999905	Oversupply
2/14/2020 9:52	0:04	KWPPI	0.056768396	1.406118989	Oversupply
2/14/2020 9:55	0:01	SSA2	0.00646	-0.00300	Oversupply
2/14/2020 9:55	0:01	SSA3	0.01984	-0.00200	Oversupply
2/14/2020 9:56	0:01	SSA3	0.01984	-0.00200	Oversupply
2/14/2020 9:56	0:01	SSA2	0.00646	-0.00300	Oversupply
2/14/2020 9:56	0:01	SSA3	0.01941	-0.00200	Oversupply
2/14/2020 9:57	0:01	SSA2	0.00622	0.14100	Oversupply
2/14/2020 9:57	0:01	SSA3	0.01984	0.15400	Oversupply
2/14/2020 9:57	0:01	SSA2	0.00646	0.40900	Oversupply
2/14/2020 9:58	0:01	SSA3	0.01984	0.34100	Oversupply
2/14/2020 9:58	0:01	SSA2	0.00646	0.52200	Oversupply
2/14/2020 9:59	0:01	SSA3	0.01941	0.61000	Oversupply
2/14/2020 9:59	0:01	SSA2	0.00133	0.65100	Oversupply
2/14/2020 10:38	0:01	SSA3	0.00852	2.53600	Oversupply
2/14/2020 10:39	0:01	SSA2	0.00380	0.62000	Oversupply
2/14/2020 10:39	0:01	SSA3	0.00871	2.54400	Oversupply
2/14/2020 10:40	0:01	SSA2	0.00380	0.48900	Oversupply
2/14/2020 10:40	0:01	SSA3	0.00871	0.12700	Oversupply
2/14/2020 10:41	0:01	SSA3	0.00852	0.36900	Oversupply
2/14/2020 10:41	0:01	SSA2	0.00380	0.06800	Oversupply
2/14/2020 10:41	0:01	SSA3	0.00871	1.35400	Oversupply
2/14/2020 10:42	0:01	SSA2	0.00380	0.32800	Oversupply
2/14/2020 10:42	0:01	SSA3	0.00852	0.19500	Oversupply
2/14/2020 10:42	0:01	SSA2	0.00380	0.06400	Oversupply
2/14/2020 10:43	0:01	SSA3	0.00871	0.43600	Oversupply
2/14/2020 10:43	0:01	SSA2	0.00380	0.08100	Oversupply
2/14/2020 10:44	0:02	SSA3	0.03768	0.14600	Oversupply
2/14/2020 10:44	0:01	SSA2	0.01307	0.01900	Oversupply
2/14/2020 10:45	0:01	SSA2	0.02945	-0.00300	Oversupply
2/14/2020 10:45	0:01	SSA3	0.03318	0.56000	Oversupply
2/14/2020 10:46	2:29	BS250	Data not available	Data not available	Oversupply
2/14/2020 10:46	2:28	SSA2	5.55455	-0.00300	Oversupply
2/14/2020 10:46	2:27	SSA3	6.94690	0.00700	Oversupply
2/14/2020 10:47	2:16	KWPPI	10.94266577	9.996518135	Oversupply
2/14/2020 11:20	0:11	AWE	0.275782221	5.699999809	Oversupply
2/14/2020 11:32	0:02	AWE	0.022674285	2	Oversupply
2/14/2020 11:38	0:04	AWE	0.033192688	3.399999857	Oversupply
2/14/2020 11:44	0:05	AWE	0.048545178	3.799999952	Oversupply
2/14/2020 11:50	0:06	AWE	0.076211909	5.900000095	Oversupply
2/14/2020 11:57	0:21	AWE	0.317692459	6.299999714	Oversupply
2/14/2020 12:19	0:13	AWE	0.323351187	6.199999809	Oversupply
2/14/2020 12:33	0:11	AWE	0.298468433	6.199999809	Oversupply
2/14/2020 12:48	0:02	AWE	0.010077457	3.399999857	Oversupply
2/14/2020 12:51	0:04	AWE	0.065487615	5.799999714	Oversupply
2/14/2020 12:58	0:05	AWE	0.052141293	6.199999809	Oversupply
2/14/2020 13:04	0:07	AWE	0.024300551	5.900000095	Oversupply
2/14/2020 13:04	0:10	KWPPI	0.165388283	1.495934963	Oversupply
2/14/2020 13:12	0:01	AWE	0.004352697	5.699999809	Oversupply



Maui Curtailment Report

February 2020

Start Date and Time	Duration (minutes)	IPP Curtailed	Estimated Curtailed MWH	Peak MW Curtailed	Reasons for Curtailment
2/14/2020 13:13	0:01	SSA3	0.03662	-0.00300	Oversupply
2/14/2020 13:14	0:01	SSA2	0.04124	0.03600	Oversupply
2/14/2020 13:14	0:01	SSA3	0.03712	0.10100	Oversupply
2/14/2020 13:15	0:01	SSA2	0.02588	0.16400	Oversupply
2/14/2020 13:15	0:08	SSA3	0.39900	0.17600	Oversupply
2/14/2020 13:16	0:10	BS250	Data not available	Data not available	Oversupply
2/14/2020 13:16	0:11	KWP11	0.15714337	2.388107061	Oversupply
2/14/2020 13:16	0:10	SSA2	0.31010	-0.00100	Oversupply
2/14/2020 13:23	0:01	SSA3	0.03684	-0.00200	Oversupply
2/14/2020 13:24	0:02	SSA3	0.07290	0.00300	Oversupply
2/14/2020 13:26	0:01	SSA3	0.03684	0.01400	Oversupply
2/14/2020 13:26	0:01	SSA2	0.02588	0.03800	Oversupply
2/14/2020 13:27	0:01	SSA3	0.03606	0.12200	Oversupply
2/14/2020 13:27	0:01	SSA2	0.02588	0.06600	Oversupply
2/14/2020 13:27	0:01	SSA3	0.03527	0.12300	Oversupply
2/14/2020 13:28	0:01	SSA2	0.02588	0.17100	Oversupply
2/14/2020 13:28	0:01	SSA3	0.03684	0.12200	Oversupply
2/14/2020 13:29	0:01	SSA2	0.02588	0.38300	Oversupply
2/14/2020 13:29	0:01	SSA3	0.03587	0.26700	Oversupply
2/14/2020 13:29	0:01	SSA2	0.02530	0.02800	Oversupply
2/14/2020 13:30	0:02	SSA3	0.06919	0.01400	Oversupply
2/14/2020 13:30	0:01	SSA2	0.02182	0.03500	Oversupply
2/14/2020 13:31	0:01	SSA3	0.03386	0.00200	Oversupply
2/14/2020 13:31	0:01	SSA2	0.02182	0.00600	Oversupply
2/14/2020 13:32	0:01	BS250	Data not available	Data not available	Oversupply
2/14/2020 13:32	0:03	SSA3	0.13692	0.27000	Oversupply
2/14/2020 13:32	0:01	SSA2	0.02140	0.05900	Oversupply
2/14/2020 13:33	0:01	SSA2	0.02182	-0.00100	Oversupply
2/14/2020 13:34	0:02	SSA2	0.04364	-0.00100	Oversupply
2/14/2020 13:35	0:01	BS250	Data not available	Data not available	Oversupply
2/14/2020 13:35	0:01	KWP11	0.004595935	2.825211525	Oversupply
2/14/2020 13:35	0:01	SSA3	0.03460	0.00300	Oversupply
2/14/2020 13:35	0:01	SSA2	0.02182	-0.00300	Oversupply
2/14/2020 13:36	0:01	SSA3	0.03386	0.17400	Oversupply
2/14/2020 13:36	0:01	SSA2	0.02182	-0.00300	Oversupply
2/14/2020 13:37	0:01	SSA3	0.03312	0.03500	Oversupply
2/14/2020 13:37	0:01	SSA2	0.02182	0.12500	Oversupply
2/14/2020 13:37	0:01	SSA3	0.03312	0.04600	Oversupply
2/14/2020 13:38	0:01	SSA3	0.03460	0.36800	Oversupply
2/14/2020 13:38	0:01	SSA2	0.02182	0.04600	Oversupply
2/14/2020 13:39	0:01	SSA3	0.03460	0.66800	Oversupply
2/14/2020 13:39	0:01	SSA2	0.02182	0.16500	Oversupply
2/14/2020 13:40	0:01	SSA3	0.03386	0.23100	Oversupply
2/14/2020 13:40	0:01	SSA2	0.02182	0.00800	Oversupply
2/14/2020 13:40	0:01	SSA3	0.03460	0.14700	Oversupply
2/14/2020 13:41	0:01	SSA2	0.02182	0.15900	Oversupply
2/14/2020 13:41	0:01	SSA3	0.03460	0.33600	Oversupply
2/14/2020 13:42	0:01	SSA2	0.02182	0.12700	Oversupply
2/14/2020 13:42	0:01	SSA3	0.03312	0.18000	Oversupply
2/14/2020 13:42	0:01	SSA2	0.02098	0.31400	Oversupply
2/14/2020 13:43	0:01	SSA3	0.03460	0.40500	Oversupply
2/14/2020 13:43	0:01	SSA2	0.02182	0.45400	Oversupply
2/14/2020 13:43	0:01	SSA3	0.03460	0.89900	Oversupply
2/14/2020 13:44	0:01	SSA2	0.01338	0.45800	Oversupply
2/14/2020 13:44	0:01	SSA3	0.01765	0.78600	Oversupply
2/14/2020 13:45	0:01	SSA2	0.00614	0.61000	Oversupply
2/14/2020 13:45	0:01	SSA3	0.01078	0.49100	Oversupply
2/14/2020 13:46	0:01	SSA3	0.01078	1.44200	Oversupply
2/14/2020 13:46	0:01	SSA2	0.00614	0.10900	Oversupply
2/14/2020 13:47	0:02	SSA3	0.02111	0.71000	Oversupply
2/14/2020 13:47	0:01	SSA2	0.00614	0.79100	Oversupply
2/14/2020 13:48	0:01	SSA2	0.00614	0.63900	Oversupply
2/14/2020 13:48	0:01	SSA3	0.01078	1.54900	Oversupply
2/14/2020 13:48	0:01	SSA2	0.00614	0.90100	Oversupply
2/14/2020 13:49	0:01	SSA3	0.01055	1.69300	Oversupply
2/14/2020 13:49	0:01	SSA2	0.00614	1.28700	Oversupply
2/14/2020 13:50	0:01	SSA3	0.01078	0.88000	Oversupply
2/14/2020 13:50	0:01	SSA2	0.00614	1.17700	Oversupply
2/14/2020 13:50	0:01	SSA3	0.01078	2.25400	Oversupply
2/14/2020 13:51	0:01	SSA2	0.00614	1.55700	Oversupply
2/14/2020 13:51	0:01	SSA3	0.01055	2.56100	Oversupply
2/14/2020 13:54	0:01	SSA3	0.01055	2.79000	Oversupply
2/14/2020 14:01	0:01	SSA2	0.00783	1.65500	Oversupply



Maui Curtailment Report

February 2020

Start Date and Time	Duration (minutes)	IPP Curtailed	Estimated Curtailed MWH	Peak MW Curtailed	Reasons for Curtailment
2/14/2020 20:21	0:02	KWPPI	0.037102254	10.3068819	Oversupply
2/14/2020 20:33	0:08	KWPPI	0.1235298	15.58207417	Oversupply
2/15/2020 2:44	1:43	KWPPI	19.12731637	20.28843117	Oversupply
2/15/2020 2:59	0:01	AWE	0.006237602	20.29999924	Oversupply
2/15/2020 3:01	0:49	AWE	4.378216441	20.5	Oversupply
2/15/2020 5:07	0:12	KWPPI	0.683583999	15.96029854	Oversupply
2/15/2020 6:19	0:17	KWPPI	0.583673867	13.26681805	Oversupply
2/15/2020 6:46	0:22	BS250	Data not available	Data not available	Oversupply
2/15/2020 6:47	0:21	KWPPI	1.699544175	17.00615692	Oversupply
2/15/2020 7:10	0:57	BS250	Data not available	Data not available	Oversupply
2/15/2020 7:10	0:55	SSA2	0.13793	0.03300	Oversupply
2/15/2020 7:10	0:57	SSA3	0.18130	0.00100	Oversupply
2/15/2020 7:11	0:57	KWPPI	3.571654121	15.32460117	Oversupply
2/15/2020 8:05	0:01	SSA2	0.00458	0.00400	Oversupply
2/15/2020 8:07	0:01	SSA2	0.00458	0.04600	Oversupply
2/15/2020 8:09	0:01	SSA3	0.00429	0.13000	Oversupply
2/15/2020 9:28	0:01	SSA2	0.00068	1.62200	Oversupply
2/15/2020 9:28	0:01	SSA3	-0.00007	1.94300	Oversupply
2/15/2020 9:29	0:01	SSA2	0.00469	1.63400	Oversupply
2/15/2020 9:29	0:01	SSA3	0.00821	0.76100	Oversupply
2/15/2020 9:34	0:01	SSA2	0.01704	1.74800	Oversupply
2/15/2020 9:35	0:03	KWPPI	0.064491574	8.053499222	Oversupply
2/15/2020 9:35	0:01	SSA3	0.01694	2.00300	Oversupply
2/15/2020 9:35	0:01	SSA2	0.01704	0.13700	Oversupply
2/15/2020 9:35	0:01	SSA3	0.01694	0.02400	Oversupply
2/15/2020 9:36	0:01	SSA2	0.01704	0.32300	Oversupply
2/15/2020 9:36	0:01	SSA3	0.01622	0.51000	Oversupply
2/15/2020 9:37	0:01	SSA2	0.01672	1.39200	Oversupply
2/15/2020 9:37	0:01	SSA3	0.01622	1.69500	Oversupply
2/15/2020 9:38	0:38	BS250	Data not available	Data not available	Oversupply
2/15/2020 9:38	0:02	SSA2	0.03409	0.11200	Oversupply
2/15/2020 9:38	0:02	SSA3	0.03351	0.13500	Oversupply
2/15/2020 9:39	0:01	KWPPI	0.003720427	9.243062019	Oversupply
2/15/2020 9:39	0:01	SSA3	0.01622	-0.00200	Oversupply
2/15/2020 9:39	0:36	SSA2	0.73822	0.05900	Oversupply
2/15/2020 9:40	0:03	SSA3	0.06595	-0.00200	Oversupply
2/15/2020 9:41	0:35	KWPPI	5.011118073	16.27864647	Oversupply
2/15/2020 9:43	0:01	SSA3	0.01658	-0.00200	Oversupply
2/15/2020 9:44	0:31	SSA3	1.15483	0.03200	Oversupply
2/15/2020 9:59	0:11	AWE	0.566751003	21	Oversupply
2/15/2020 10:15	0:01	SSA3	0.02026	0.00500	Oversupply
2/15/2020 10:16	0:01	SSA2	0.01037	0.07200	Oversupply
2/15/2020 10:16	0:01	SSA3	0.02026	0.11000	Oversupply
2/15/2020 10:16	0:01	SSA2	0.01037	0.11400	Oversupply
2/15/2020 10:17	0:03	SSA2	0.03110	0.13000	Oversupply
2/15/2020 10:17	0:02	SSA3	0.06122	0.13300	Oversupply
2/15/2020 10:18	0:02	BS250	Data not available	Data not available	Oversupply
2/15/2020 10:20	0:01	KWPPI	0.003874381	11.34974575	Oversupply
2/15/2020 10:20	0:01	SSA3	0.02026	-0.00200	Oversupply
2/15/2020 10:20	0:01	SSA2	0.01037	0.04700	Oversupply
2/15/2020 10:21	0:01	SSA3	0.02026	0.13700	Oversupply
2/15/2020 10:21	0:01	SSA2	0.01037	0.23400	Oversupply
2/15/2020 10:21	0:01	SSA3	0.01982	0.31800	Oversupply
2/15/2020 10:23	0:01	SSA3	0.01982	0.98500	Oversupply
2/15/2020 10:47	0:01	SSA3	0.01998	2.66900	Oversupply
2/15/2020 10:48	0:01	SSA2	0.01714	1.81300	Oversupply
2/15/2020 10:48	0:01	SSA3	0.01998	2.67600	Oversupply
2/15/2020 10:48	0:01	SSA2	0.01714	1.90100	Oversupply
2/15/2020 10:49	0:01	SSA3	0.01956	2.59000	Oversupply
2/15/2020 10:49	0:01	SSA2	0.01714	0.67900	Oversupply
2/15/2020 10:50	0:01	SSA3	0.01998	0.06700	Oversupply
2/15/2020 10:51	0:01	SSA3	0.01998	0.65000	Oversupply
2/15/2020 10:51	0:01	SSA2	0.01714	1.38400	Oversupply
2/15/2020 10:51	0:01	SSA3	0.01956	1.98900	Oversupply
2/15/2020 10:52	0:01	SSA2	0.01714	1.36400	Oversupply
2/15/2020 10:52	0:01	SSA3	0.01998	2.11800	Oversupply
2/15/2020 10:53	0:01	SSA2	0.01714	0.52400	Oversupply
2/15/2020 10:53	0:01	SSA3	0.01998	0.62700	Oversupply
2/15/2020 10:54	0:01	SSA3	0.01956	0.09900	Oversupply
2/15/2020 10:54	0:01	SSA2	0.01714	0.06700	Oversupply
2/15/2020 10:54	0:01	SSA3	0.01956	0.56800	Oversupply
2/15/2020 10:55	0:01	SSA2	0.01714	1.07700	Oversupply
2/15/2020 10:55	0:01	SSA3	0.01998	0.48900	Oversupply



Maui Curtailment Report

February 2020

Start Date and Time	Duration (minutes)	IPP Curtailed	Estimated Curtailed MWH	Peak MW Curtailed	Reasons for Curtailment
2/15/2020 10:55	0:01	SSA2	0.01714	0.48500	Oversupply
2/15/2020 10:56	0:01	SSA3	0.02041	0.29700	Oversupply
2/15/2020 10:56	0:10	SSA2	0.28062	0.13000	Oversupply
2/15/2020 10:57	0:09	BS250	Data not available	Data not available	Oversupply
2/15/2020 10:57	0:09	KWPll	0.200575821	9.605319977	Oversupply
2/15/2020 10:57	0:09	SSA3	0.31451	0.02500	Oversupply
2/15/2020 11:05	0:01	SSA3	0.03339	-0.00200	Oversupply
2/15/2020 11:06	0:01	SSA2	0.03013	0.22600	Oversupply
2/15/2020 11:06	0:01	SSA3	0.03339	-0.00200	Oversupply
2/15/2020 11:07	0:01	SSA2	0.03013	0.11700	Oversupply
2/15/2020 11:07	0:01	SSA3	0.03268	-0.00200	Oversupply
2/15/2020 11:07	0:01	SSA2	0.03013	0.01200	Oversupply
2/15/2020 11:08	0:01	SSA3	0.03339	-0.00200	Oversupply
2/15/2020 11:08	0:01	SSA2	0.03013	0.10200	Oversupply
2/15/2020 11:08	0:01	SSA3	0.03411	0.01800	Oversupply
2/15/2020 11:09	0:01	SSA3	0.03339	0.35000	Oversupply
2/15/2020 11:09	0:01	SSA2	0.03013	0.56800	Oversupply
2/15/2020 11:10	0:01	SSA3	0.03197	0.76900	Oversupply
2/15/2020 11:10	0:01	SSA2	0.03013	1.06400	Oversupply
2/15/2020 11:11	0:01	SSA3	0.03482	1.15300	Oversupply
2/15/2020 11:11	0:01	SSA2	0.03013	1.77900	Oversupply
2/15/2020 11:12	0:01	SSA3	0.03197	2.62700	Oversupply
2/15/2020 11:12	0:01	SSA2	0.03013	1.09600	Oversupply
2/15/2020 11:12	0:01	SSA3	0.03339	0.29900	Oversupply
2/15/2020 11:13	0:01	SSA2	0.02897	1.13500	Oversupply
2/15/2020 11:13	0:01	SSA3	0.03339	0.28900	Oversupply
2/15/2020 11:14	0:01	SSA2	0.03013	0.40600	Oversupply
2/15/2020 11:14	0:01	SSA3	0.03304	0.16400	Oversupply
2/15/2020 11:14	0:01	SSA2	0.03275	0.29500	Oversupply
2/15/2020 11:15	0:01	SSA3	0.03611	0.34200	Oversupply
2/15/2020 11:15	0:01	SSA2	0.03866	0.03000	Oversupply
2/15/2020 11:15	0:01	SSA3	0.03690	0.21400	Oversupply
2/15/2020 11:16	0:28	BS250	Data not available	Data not available	Oversupply
2/15/2020 11:16	0:28	SSA2	1.26175	0.84300	Oversupply
2/15/2020 11:16	0:28	SSA3	1.31438	0.36700	Oversupply
2/15/2020 11:17	0:28	KWPll	1.375762608	9.320902824	Oversupply
2/15/2020 11:38	0:01	AWE	0.004407183	21	Oversupply
2/15/2020 11:44	0:01	SSA2	0.03930	0.00900	Oversupply
2/15/2020 11:44	0:01	SSA3	0.03688	-0.00300	Oversupply
2/15/2020 11:45	0:01	SSA3	0.03282	-0.00300	Oversupply
2/15/2020 11:45	0:01	SSA2	0.03585	0.06500	Oversupply
2/15/2020 11:45	0:01	SSA3	0.03212	-0.00300	Oversupply
2/15/2020 11:46	0:01	SSA2	0.03585	0.11700	Oversupply
2/15/2020 11:46	0:01	SSA3	0.03142	-0.00300	Oversupply
2/15/2020 11:46	0:01	SSA2	0.03585	0.12400	Oversupply
2/15/2020 11:47	0:01	SSA3	0.03212	0.18900	Oversupply
2/15/2020 11:47	0:01	SSA2	0.03516	0.27100	Oversupply
2/15/2020 11:48	0:01	SSA3	0.03142	0.46800	Oversupply
2/15/2020 11:48	0:01	SSA2	0.03585	0.55700	Oversupply
2/15/2020 11:48	0:01	SSA3	0.03143	0.82300	Oversupply
2/15/2020 11:49	0:01	SSA2	0.03585	0.78400	Oversupply
2/15/2020 11:49	0:01	SSA3	0.03212	1.65200	Oversupply
2/15/2020 11:50	0:01	SSA2	0.03585	1.52100	Oversupply
2/15/2020 11:50	0:01	SSA3	0.03143	1.85200	Oversupply
2/15/2020 11:51	0:01	SSA3	0.03282	0.11900	Oversupply
2/15/2020 11:51	0:01	SSA2	0.03585	1.28000	Oversupply
2/15/2020 11:51	0:01	SSA3	0.03142	1.00100	Oversupply
2/15/2020 11:52	0:01	SSA2	0.03585	0.84300	Oversupply
2/15/2020 11:52	0:01	SSA3	0.03212	0.61300	Oversupply
2/15/2020 11:52	0:01	SSA2	0.03585	0.77200	Oversupply
2/15/2020 11:53	0:01	SSA3	0.03143	0.35100	Oversupply
2/15/2020 11:53	0:01	SSA2	0.03585	0.14600	Oversupply
2/15/2020 11:54	0:01	SSA3	0.03212	0.07400	Oversupply
2/15/2020 11:54	0:01	SSA2	0.03585	0.26000	Oversupply
2/15/2020 11:55	1:08	BS250	Data not available	Data not available	Oversupply
2/15/2020 11:55	0:03	SSA3	0.12919	0.35100	Oversupply
2/15/2020 11:55	0:03	SSA2	0.10755	0.01900	Oversupply
2/15/2020 11:56	0:02	KWPll	0.013480179	2.772319794	Oversupply
2/15/2020 11:58	0:01	SSA3	0.03212	-0.00300	Oversupply
2/15/2020 11:58	0:01	SSA2	0.03585	-0.00200	Oversupply
2/15/2020 11:58	0:01	SSA3	0.03142	-0.00300	Oversupply
2/15/2020 11:59	1:01	SSA2	2.92362	-0.00200	Oversupply
2/15/2020 11:59	1:03	SSA3	2.98509	-0.00300	Oversupply



Maui Curtailment Report

February 2020

Start Date and Time	Duration (minutes)	IPP Curtailed	Estimated Curtailed MWH	Peak MW Curtailed	Reasons for Curtailment
2/15/2020 12:01	1:02	KWP11	3.664909284	6.670333385	Oversupply
2/15/2020 12:07	0:09	AWE	0.162395191	21	Oversupply
2/15/2020 12:18	0:35	AWE	1.213258171	21	Oversupply
2/15/2020 12:54	0:01	AWE	0.000574652	21	Oversupply
2/15/2020 12:56	0:02	AWE	0.022585138	21	Oversupply
2/15/2020 13:00	0:01	SSA2	0.02851	0.00300	Oversupply
2/15/2020 13:01	0:02	SSA2	0.05703	-0.00100	Oversupply
2/15/2020 13:02	0:01	SSA3	0.02747	-0.00300	Oversupply
2/15/2020 13:03	0:01	SSA2	0.02742	0.05800	Oversupply
2/15/2020 13:03	0:01	SSA3	0.02747	-0.00300	Oversupply
2/15/2020 13:03	0:01	SSA2	0.02851	0.45900	Oversupply
2/15/2020 13:04	0:01	SSA3	0.02747	-0.00300	Oversupply
2/15/2020 13:04	0:01	SSA2	0.02851	1.05400	Oversupply
2/15/2020 13:05	0:01	SSA3	0.02747	0.01600	Oversupply
2/15/2020 13:05	0:01	SSA2	0.02851	2.63000	Oversupply
2/15/2020 13:05	0:01	SSA3	0.02807	0.30000	Oversupply
2/15/2020 13:06	0:01	SSA2	0.02851	0.65900	Oversupply
2/15/2020 13:06	0:01	SSA3	0.02747	0.62900	Oversupply
2/15/2020 13:07	0:01	SSA2	0.02851	1.31000	Oversupply
2/15/2020 13:07	0:01	SSA3	0.02807	0.99100	Oversupply
2/15/2020 13:08	0:01	SSA2	0.02851	1.61900	Oversupply
2/15/2020 13:08	0:01	SSA3	0.02807	2.41500	Oversupply
2/15/2020 13:08	0:01	SSA3	0.02747	1.69800	Oversupply
2/15/2020 13:09	0:01	SSA2	0.02851	1.61200	Oversupply
2/15/2020 13:09	0:01	SSA3	0.02807	1.39100	Oversupply
2/15/2020 13:09	0:01	SSA2	0.02851	1.29500	Oversupply
2/15/2020 13:10	0:01	SSA3	0.02688	1.20800	Oversupply
2/15/2020 13:10	0:01	SSA2	0.02851	0.54300	Oversupply
2/15/2020 13:11	0:01	SSA3	0.02807	1.28000	Oversupply
2/15/2020 13:11	0:01	SSA2	0.02851	0.97200	Oversupply
2/15/2020 13:12	0:01	SSA3	0.02747	1.97400	Oversupply
2/15/2020 13:12	0:01	SSA2	0.02851	1.84400	Oversupply
2/15/2020 13:12	0:01	SSA3	0.02687	1.37400	Oversupply
2/15/2020 13:13	0:01	SSA2	0.02851	0.59300	Oversupply
2/15/2020 13:13	0:01	SSA3	0.02747	0.52500	Oversupply
2/15/2020 13:14	0:01	SSA2	0.02767	1.08700	Oversupply
2/15/2020 13:14	0:01	SSA3	0.02605	1.07700	Oversupply
2/15/2020 13:15	0:01	SSA3	0.02165	0.30800	Oversupply
2/15/2020 13:15	0:01	SSA2	0.02302	0.86200	Oversupply
2/15/2020 13:15	0:01	SSA3	0.02119	1.58300	Oversupply
2/15/2020 13:16	0:01	SSA2	0.02302	1.05800	Oversupply
2/15/2020 13:16	0:01	SSA3	0.02119	1.49000	Oversupply
2/15/2020 13:16	0:01	SSA2	0.02302	1.00300	Oversupply
2/15/2020 13:17	0:01	SSA3	0.02165	0.87600	Oversupply
2/15/2020 13:17	0:01	SSA2	0.02302	1.72100	Oversupply
2/15/2020 13:18	0:01	SSA3	0.02119	1.83200	Oversupply
2/15/2020 13:18	0:01	SSA2	0.02258	1.14700	Oversupply
2/15/2020 13:18	0:01	SSA3	0.02072	1.38000	Oversupply
2/15/2020 13:19	0:01	SSA2	0.02302	1.32100	Oversupply
2/15/2020 13:19	0:01	SSA3	0.02211	1.05100	Oversupply
2/15/2020 13:20	0:01	SSA2	0.02302	0.60500	Oversupply
2/15/2020 13:20	0:01	SSA3	0.02072	0.89700	Oversupply
2/15/2020 13:21	0:01	SSA2	0.02302	0.65700	Oversupply
2/15/2020 13:21	0:01	SSA3	0.02072	1.43500	Oversupply
2/15/2020 13:22	0:01	SSA3	0.02165	0.91300	Oversupply
2/15/2020 13:22	0:01	SSA2	0.02302	1.68700	Oversupply
2/15/2020 13:22	0:01	SSA3	0.02072	1.12000	Oversupply
2/15/2020 13:22	0:01	SSA2	0.02302	1.39600	Oversupply
2/15/2020 13:23	0:01	SSA3	0.02119	1.81700	Oversupply
2/15/2020 13:23	0:01	SSA2	0.02302	2.08400	Oversupply
2/15/2020 13:24	0:01	SSA3	0.02072	1.11500	Oversupply
2/15/2020 13:24	0:01	SSA2	0.02302	1.04000	Oversupply
2/15/2020 13:25	0:01	SSA3	0.02119	1.56300	Oversupply
2/15/2020 13:25	0:01	SSA2	0.02302	1.08300	Oversupply
2/15/2020 13:25	0:01	SSA3	0.02072	0.63600	Oversupply
2/15/2020 13:26	0:01	SSA2	0.02302	1.44200	Oversupply
2/15/2020 13:26	0:01	SSA3	0.02119	1.54600	Oversupply
2/15/2020 13:27	0:01	SSA2	0.02302	0.80900	Oversupply
2/15/2020 13:27	0:01	SSA3	0.02119	1.39800	Oversupply
2/15/2020 13:28	0:01	SSA2	0.02302	1.60200	Oversupply
2/15/2020 13:28	0:01	SSA3	0.02072	1.57400	Oversupply
2/15/2020 13:28	0:01	SSA3	0.02119	0.81400	Oversupply
2/15/2020 13:28	0:01	SSA2	0.02302	0.90900	Oversupply



Maui Curtailment Report

February 2020

Start Date and Time	Duration (minutes)	IPP Curtailed	Estimated Curtailed MWH	Peak MW Curtailed	Reasons for Curtailment
2/15/2020 13:29	0:01	SSA3	0.01234	1.47100	Oversupply
2/15/2020 13:29	0:01	SSA2	0.00836	1.36800	Oversupply
2/15/2020 13:30	0:01	SSA3	0.00406	1.72200	Oversupply
2/15/2020 13:30	0:01	SSA2	0.00529	1.52100	Oversupply
2/15/2020 13:31	0:01	SSA3	0.00397	2.10700	Oversupply
2/15/2020 13:31	0:01	SSA2	0.00529	2.29000	Oversupply
2/15/2020 13:31	0:01	SSA3	0.00397	2.34300	Oversupply
2/15/2020 13:32	0:01	SSA2	0.00529	2.35500	Oversupply
2/15/2020 13:32	0:01	SSA3	0.00406	2.40500	Oversupply
2/15/2020 13:33	0:01	SSA2	0.00508	2.30100	Oversupply
2/15/2020 13:33	0:01	SSA3	0.00415	2.32300	Oversupply
2/15/2020 13:34	0:01	SSA2	0.00529	1.45500	Oversupply
2/15/2020 13:34	0:01	SSA3	0.00397	2.29700	Oversupply
2/15/2020 13:34	0:01	SSA3	0.00442	2.76300	Oversupply
2/15/2020 13:35	0:01	SSA2	0.00529	2.71700	Oversupply
2/15/2020 13:43	0:01	SSA3	0.00398	2.25900	Oversupply
2/15/2020 13:44	0:01	SSA3	0.00387	2.89900	Oversupply
2/15/2020 20:02	0:02	KWP	0.034339031	6.60945797	Oversupply
2/15/2020 20:05	10:50	BS250	Data not available	Data not available	Oversupply
2/15/2020 20:06	9:10	KWP	152.2298849	20.70757294	Oversupply
2/16/2020 0:58	4:12	AWE	21.05304899	21	Oversupply
2/16/2020 5:18	1:37	KWP	21.89450919	20.70757294	Oversupply
2/16/2020 5:20	0:08	AWE	0.069391123	21	Oversupply
2/16/2020 5:29	0:01	AWE	0.001407814	21	Oversupply
2/16/2020 7:02	0:45	SSA3	0.08367	0.02000	Oversupply
2/16/2020 7:03	0:45	BS250	Data not available	Data not available	Oversupply
2/16/2020 7:04	0:43	SSA2	0.04504	0.00000	Oversupply
2/16/2020 7:05	0:43	KWP	2.344532951	20.70757294	Oversupply
2/16/2020 8:19	0:01	SSA2	0.00297	0.30200	Oversupply
2/16/2020 8:19	0:01	SSA3	0.00902	0.61600	Oversupply
2/16/2020 8:19	0:01	SSA2	0.00297	0.06100	Oversupply
2/16/2020 8:20	0:01	SSA3	0.00882	0.15500	Oversupply
2/16/2020 8:20	0:14	SSA2	0.06369	0.05700	Oversupply
2/16/2020 8:20	0:14	SSA3	0.19449	0.18500	Oversupply
2/16/2020 8:22	0:12	BS250	Data not available	Data not available	Oversupply
2/16/2020 8:22	0:13	KWP	0.684330559	20.70757294	Oversupply
2/16/2020 8:34	0:01	SSA2	0.00611	0.09400	Oversupply
2/16/2020 8:34	0:01	SSA3	0.01446	0.28000	Oversupply
2/16/2020 8:35	0:01	SSA3	0.01446	0.54000	Oversupply
2/16/2020 8:35	0:01	SSA2	0.00611	0.16200	Oversupply
2/16/2020 8:36	0:01	SSA3	0.01478	0.81100	Oversupply
2/16/2020 8:36	0:01	SSA2	0.00611	0.17800	Oversupply
2/16/2020 8:37	7:02	SSA3	17.56373	0.03400	Oversupply
2/16/2020 8:37	3:54	BS250	Data not available	Data not available	Oversupply
2/16/2020 8:37	7:02	KWP	135.7713806	20.70757294	Oversupply
2/16/2020 8:37	7:02	SSA2	14.71359	0.01400	Oversupply
2/16/2020 9:37	0:01	AWE	0.004907068	21	Oversupply
2/16/2020 9:39	5:40	AWE	84.02595871	21	Oversupply
2/16/2020 11:58	0:27	5A	Data not available	Data not available	Oversupply
2/16/2020 11:58	0:27	BS	Data not available	Data not available	Oversupply
2/16/2020 12:10	0:01	KWP	0.001758258	24.76483536	Oversupply
2/16/2020 12:12	0:01	KWP	0.000879129	26.39999962	Oversupply
2/16/2020 12:14	0:01	KWP	0.001758258	25.18681335	Oversupply
2/16/2020 12:17	0:01	KWP	0.005274741	25.39780235	Oversupply
2/16/2020 12:21	0:01	KWP	0.004395612	24.07912064	Oversupply
2/16/2020 12:23	0:01	KWP	0.004395612	24.81758308	Oversupply
2/16/2020 12:46	0:01	KWP	0.007912095	20.07032967	Oversupply
2/16/2020 12:52	0:01	KWP	0.003516483	19.85934067	Oversupply
2/16/2020 13:00	0:01	KWP	0.009890111	18.59340668	Oversupply
2/16/2020 13:03	0:01	KWP	0.00021979	18.01318741	Oversupply
2/16/2020 13:08	0:03	5A	Data not available	Data not available	Oversupply
2/16/2020 13:08	0:03	BS	Data not available	Data not available	Oversupply
2/16/2020 13:08	0:03	BS250	Data not available	Data not available	Oversupply
2/16/2020 13:10	0:01	KWP	0.000879129	18.11868095	Oversupply
2/16/2020 13:12	0:05	5A	Data not available	Data not available	Oversupply
2/16/2020 13:12	0:05	BS	Data not available	Data not available	Oversupply
2/16/2020 13:12	0:05	BS250	Data not available	Data not available	Oversupply
2/16/2020 13:18	0:15	5A	Data not available	Data not available	Oversupply
2/16/2020 13:18	0:15	BS	Data not available	Data not available	Oversupply
2/16/2020 13:18	0:15	BS250	Data not available	Data not available	Oversupply
2/16/2020 13:34	2:05	BS250	Data not available	Data not available	Oversupply
2/16/2020 15:24	0:01	AWE	0.001241175	21	Oversupply
2/16/2020 15:26	0:01	AWE	0.001074537	21	Oversupply



Maui Curtailment Report

February 2020

Start Date and Time	Duration (minutes)	IPP Curtailed	Estimated Curtailed MWH	Peak MW Curtailed	Reasons for Curtailment
2/16/2020 15:29	0:02	AWE	0.01214695	21	Oversupply
2/16/2020 15:39	0:01	SSA3	0.02550	0.33900	Oversupply
2/16/2020 15:39	0:01	SSA2	0.03966	0.19800	Oversupply
2/16/2020 15:39	0:01	SSA3	0.02606	0.48300	Oversupply
2/16/2020 15:40	0:41	BS250	Data not available	Data not available	Oversupply
2/16/2020 15:40	0:41	SSA2	1.29618	0.05000	Oversupply
2/16/2020 15:40	0:40	SSA3	1.00276	0.01200	Oversupply
2/16/2020 15:41	0:40	KWP11	7.323150442	20.70757294	Oversupply
2/16/2020 16:20	0:01	SSA3	0.01015	0.05100	Oversupply
2/16/2020 16:20	0:01	SSA2	0.01871	0.11000	Oversupply
2/16/2020 16:21	0:01	SSA3	0.01015	0.28400	Oversupply
2/16/2020 16:21	0:01	SSA2	0.01871	0.19400	Oversupply
2/16/2020 16:21	0:01	SSA3	0.01060	0.38200	Oversupply
2/16/2020 16:22	0:01	SSA2	0.01871	0.39000	Oversupply
2/16/2020 16:22	0:01	SSA3	0.01060	0.37400	Oversupply
2/16/2020 16:28	0:01	SSA2	0.01871	2.14700	Oversupply
2/16/2020 16:28	0:01	SSA3	0.01037	1.22600	Oversupply
2/16/2020 16:29	0:01	SSA2	0.02057	1.29000	Oversupply
2/16/2020 16:29	0:01	SSA3	0.01015	1.22700	Oversupply
2/16/2020 16:30	0:01	SSA3	0.00779	0.16800	Oversupply
2/16/2020 16:30	0:01	SSA2	0.02199	0.08400	Oversupply
2/16/2020 16:31	0:01	SSA3	0.00730	0.78500	Oversupply
2/16/2020 16:31	0:01	SSA2	0.02199	1.25100	Oversupply
2/16/2020 16:31	0:02	SSA3	0.01493	0.41900	Oversupply
2/16/2020 16:32	0:01	BS250	Data not available	Data not available	Oversupply
2/16/2020 16:32	0:02	SSA2	0.04398	0.05800	Oversupply
2/16/2020 16:33	0:01	KWP11	0.001583163	20.70058632	Oversupply
2/16/2020 16:33	0:01	SSA3	0.00763	0.11700	Oversupply
2/16/2020 16:33	0:01	SSA2	0.02199	-0.00300	Oversupply
2/16/2020 16:34	0:01	SSA3	0.00763	0.12300	Oversupply
2/16/2020 16:34	0:01	SSA2	0.02115	-0.00300	Oversupply
2/16/2020 16:34	0:01	SSA3	0.00746	0.43000	Oversupply
2/16/2020 16:35	0:01	SSA2	0.02199	-0.00300	Oversupply
2/16/2020 16:35	0:01	SSA3	0.00746	0.12300	Oversupply
2/16/2020 16:36	0:01	SSA2	0.02199	-0.00300	Oversupply
2/16/2020 16:36	0:02	SSA3	0.01509	0.47600	Oversupply
2/16/2020 16:37	0:01	SSA2	0.02199	-0.00300	Oversupply
2/16/2020 16:38	0:01	SSA3	0.00763	0.11900	Oversupply
2/16/2020 16:38	0:01	SSA2	0.02199	0.03300	Oversupply
2/16/2020 16:38	0:01	SSA3	0.00763	0.36600	Oversupply
2/16/2020 16:39	0:01	SSA2	0.02199	0.24500	Oversupply
2/16/2020 16:39	0:01	SSA3	0.00746	0.65800	Oversupply
2/16/2020 16:39	0:01	SSA2	0.02199	0.64700	Oversupply
2/16/2020 16:40	0:01	SSA3	0.00746	0.20600	Oversupply
2/16/2020 16:40	0:01	SSA2	0.02199	0.83500	Oversupply
2/16/2020 16:41	0:01	SSA3	0.00746	1.08100	Oversupply
2/16/2020 16:41	0:01	SSA2	0.02199	0.79800	Oversupply
2/16/2020 16:41	0:01	SSA3	0.00746	0.27400	Oversupply
2/16/2020 16:42	0:01	SSA2	0.02199	1.68600	Oversupply
2/16/2020 16:42	0:01	SSA3	0.00795	0.69600	Oversupply
2/16/2020 16:43	0:01	SSA2	0.02199	0.79600	Oversupply
2/16/2020 16:48	0:01	SSA3	0.00566	1.47300	Oversupply
2/16/2020 16:48	0:01	SSA2	0.00787	1.81900	Oversupply
2/16/2020 16:48	0:01	SSA3	0.00554	1.38900	Oversupply
2/16/2020 16:49	0:01	SSA2	0.00757	0.12200	Oversupply
2/16/2020 16:49	0:01	SSA3	0.00566	0.03700	Oversupply
2/16/2020 16:50	0:01	SSA2	0.00787	0.20500	Oversupply
2/16/2020 16:50	0:01	SSA3	0.00566	1.10300	Oversupply
2/16/2020 16:51	0:01	SSA2	0.00787	0.88200	Oversupply
2/16/2020 16:51	0:01	SSA3	0.00554	0.27300	Oversupply
2/16/2020 16:53	0:01	KWP	0.000879129	26.24175835	Oversupply
2/16/2020 16:54	0:01	SSA2	0.00787	1.75900	Oversupply
2/16/2020 16:55	0:01	SSA3	0.00566	1.28200	Oversupply
2/16/2020 16:55	0:01	SSA2	0.00787	1.19300	Oversupply
2/16/2020 16:56	0:01	SSA3	0.00542	0.10600	Oversupply
2/16/2020 16:56	0:01	SSA2	0.00787	0.07100	Oversupply
2/16/2020 16:56	0:01	SSA3	0.00566	0.56500	Oversupply
2/16/2020 16:57	0:01	SSA2	0.00787	0.58300	Oversupply
2/16/2020 16:57	0:01	SSA3	0.00566	0.83500	Oversupply
2/16/2020 16:58	0:01	SSA2	0.00787	0.90600	Oversupply
2/16/2020 16:58	0:01	SSA3	0.00554	0.45800	Oversupply
2/16/2020 21:07	0:12	KWP11	0.505001386	20.70757294	Oversupply
2/16/2020 21:36	0:14	KWP11	0.567665132	20.70757294	Oversupply



Maui Curtailment Report

February 2020

Start Date and Time	Duration (minutes)	IPP Curtailed	Estimated Curtailed MWH	Peak MW Curtailed	Reasons for Curtailment
2/16/2020 21:58	0:33	KWP	3.335531696	20.70757294	Oversupply
2/16/2020 22:34	2:58	KWP	36.63966892	20.70757294	Oversupply
2/17/2020 1:16	0:09	AWE	0.304787636	17.39999962	Oversupply
2/17/2020 1:34	4:01	KWP	81.03176147	20.70757294	Oversupply
2/17/2020 1:45	0:14	AWE	1.277235762	21	Oversupply
2/17/2020 2:00	0:10	AWE	0.233613841	14.30000019	Oversupply
2/17/2020 2:12	0:03	AWE	0.008182096	11	Oversupply
2/17/2020 2:16	0:01	AWE	0.00470198	10.19999981	Oversupply
2/17/2020 2:35	0:37	AWE	1.3645703	15.59999943	Oversupply
2/17/2020 3:13	0:01	AWE	0.006539186	11.39999962	Oversupply
2/17/2020 3:15	0:02	AWE	0.005805699	10.80000019	Oversupply
2/17/2020 3:18	1:02	AWE	8.202429422	21	Oversupply
2/17/2020 4:33	0:18	AWE	0.939269829	20.89999962	Oversupply
2/17/2020 4:52	0:04	AWE	0.039329656	16.29999924	Oversupply
2/17/2020 5:00	0:01	AWE	0.009341145	16.69999886	Oversupply
2/17/2020 5:02	0:01	AWE	0.00192976	17.29999924	Oversupply
2/17/2020 5:04	0:10	AWE	0.340787029	21	Oversupply
2/17/2020 5:19	0:07	AWE	0.108595816	21	Oversupply
2/17/2020 5:27	0:01	AWE	0.011317221	21	Oversupply
2/17/2020 5:37	0:56	KWP	10.13917958	20.70757294	Oversupply
2/17/2020 6:47	0:01	BS250	Data not available	Data not available	Oversupply
2/17/2020 6:52	9:59	BS250	Data not available	Data not available	Oversupply
2/17/2020 6:53	9:37	KWP	158.4694685	20.70757294	Oversupply
2/17/2020 6:54	9:35	SSA3	19.75608	0.00200	Oversupply
2/17/2020 7:02	9:28	SSA2	19.17773	0.00200	Oversupply
2/17/2020 9:28	0:02	AWE	0.003252188	21	Oversupply
2/17/2020 9:32	0:01	AWE	0.000158469	21	Oversupply
2/17/2020 9:35	6:01	AWE	88.70753456	21	Oversupply
2/17/2020 12:13	0:02	5A	Data not available	Data not available	Oversupply
2/17/2020 12:13	0:02	BS	Data not available	Data not available	Oversupply
2/17/2020 12:17	0:02	5A	Data not available	Data not available	Oversupply
2/17/2020 12:17	0:02	BS	Data not available	Data not available	Oversupply
2/17/2020 12:20	0:01	5A	Data not available	Data not available	Oversupply
2/17/2020 12:20	0:01	BS	Data not available	Data not available	Oversupply
2/17/2020 12:20	0:01	KWP	0.000879097	24.02637291	Oversupply
2/17/2020 12:23	0:02	5A	Data not available	Data not available	Oversupply
2/17/2020 12:23	0:02	BS	Data not available	Data not available	Oversupply
2/17/2020 12:26	0:05	5A	Data not available	Data not available	Oversupply
2/17/2020 12:26	0:05	BS	Data not available	Data not available	Oversupply
2/17/2020 12:32	0:01	5A	Data not available	Data not available	Oversupply
2/17/2020 12:32	0:01	BS	Data not available	Data not available	Oversupply
2/17/2020 12:38	0:01	5A	Data not available	Data not available	Oversupply
2/17/2020 12:38	0:01	BS	Data not available	Data not available	Oversupply
2/17/2020 12:42	0:01	5A	Data not available	Data not available	Oversupply
2/17/2020 12:42	0:01	BS	Data not available	Data not available	Oversupply
2/17/2020 12:44	0:01	KWP	0.003222783	23.65714264	Oversupply
2/17/2020 12:45	0:02	5A	Data not available	Data not available	Oversupply
2/17/2020 12:45	0:02	BS	Data not available	Data not available	Oversupply
2/17/2020 12:52	0:01	5A	Data not available	Data not available	Oversupply
2/17/2020 12:52	0:01	BS	Data not available	Data not available	Oversupply
2/17/2020 12:55	0:02	5A	Data not available	Data not available	Oversupply
2/17/2020 12:55	0:02	BS	Data not available	Data not available	Oversupply
2/17/2020 13:06	0:01	5A	Data not available	Data not available	Oversupply
2/17/2020 13:06	0:01	BS	Data not available	Data not available	Oversupply
2/17/2020 13:08	0:02	5A	Data not available	Data not available	Oversupply
2/17/2020 13:08	0:02	BS	Data not available	Data not available	Oversupply
2/17/2020 13:08	0:01	KWP	0.001758258	22.4967041	Oversupply
2/17/2020 13:12	0:02	5A	Data not available	Data not available	Oversupply
2/17/2020 13:12	0:02	BS	Data not available	Data not available	Oversupply
2/17/2020 13:13	0:01	KWP	0.000879129	23.1296711	Oversupply
2/17/2020 13:26	0:01	5A	Data not available	Data not available	Oversupply
2/17/2020 13:26	0:01	BS	Data not available	Data not available	Oversupply
2/17/2020 13:32	0:01	5A	Data not available	Data not available	Oversupply
2/17/2020 13:32	0:01	BS	Data not available	Data not available	Oversupply
2/17/2020 13:34	0:02	5A	Data not available	Data not available	Oversupply
2/17/2020 13:34	0:02	BS	Data not available	Data not available	Oversupply
2/17/2020 13:38	0:01	5A	Data not available	Data not available	Oversupply
2/17/2020 13:38	0:01	BS	Data not available	Data not available	Oversupply
2/17/2020 13:41	0:01	5A	Data not available	Data not available	Oversupply
2/17/2020 13:41	0:01	BS	Data not available	Data not available	Oversupply
2/17/2020 13:43	0:01	5A	Data not available	Data not available	Oversupply
2/17/2020 13:43	0:01	BS	Data not available	Data not available	Oversupply
2/17/2020 14:02	0:01	5A	Data not available	Data not available	Oversupply



Maui Curtailment Report

February 2020

Start Date and Time	Duration (minutes)	IPP Curtailed	Estimated Curtailed MWH	Peak MW Curtailed	Reasons for Curtailment
2/17/2020 14:02	0:01	BS	Data not available	Data not available	Oversupply
2/17/2020 14:04	0:02	5A	Data not available	Data not available	Oversupply
2/17/2020 14:04	0:02	BS	Data not available	Data not available	Oversupply
2/17/2020 16:29	0:01	SSA3	0.02292	0.00200	Oversupply
2/17/2020 16:30	0:02	SSA3	0.04071	0.00200	Oversupply
2/17/2020 16:30	0:01	SSA2	0.02670	0.00400	Oversupply
2/17/2020 16:31	0:19	SSA2	0.56798	-0.00400	Oversupply
2/17/2020 16:31	0:01	SSA3	0.02080	0.09300	Oversupply
2/17/2020 16:32	0:19	SSA3	0.48635	0.03500	Oversupply
2/17/2020 16:34	0:17	KWP11	0.535523319	20.70757294	Oversupply
2/17/2020 16:50	0:01	SSA2	0.02378	0.01500	Oversupply
2/17/2020 16:51	0:01	SSA2	0.02378	0.06000	Oversupply
2/17/2020 16:51	0:01	SSA3	0.01791	0.14500	Oversupply
2/17/2020 16:52	0:20	BS250	Data not available	Data not available	Oversupply
2/17/2020 16:52	0:24	SSA3	0.47775	0.19500	Oversupply
2/17/2020 16:52	0:20	SSA2	0.50038	0.10200	Oversupply
2/17/2020 16:54	0:19	KWP11	0.576558367	20.70757294	Oversupply
2/17/2020 17:12	0:01	SSA2	0.02022	0.01200	Oversupply
2/17/2020 17:12	0:03	SSA2	0.06500	0.00500	Oversupply
2/17/2020 17:13	0:04	BS250	Data not available	Data not available	Oversupply
2/17/2020 17:14	0:03	KWP11	0.031461112	20.70757294	Oversupply
2/17/2020 17:16	0:01	SSA3	0.00400	-0.00300	Oversupply
2/17/2020 17:16	0:01	SSA2	0.00936	0.00000	Oversupply
2/17/2020 17:17	0:02	SSA3	0.00817	0.03300	Oversupply
2/17/2020 17:17	0:01	SSA2	0.00936	0.03900	Oversupply
2/17/2020 17:18	0:01	SSA2	0.00936	0.15100	Oversupply
2/17/2020 17:18	0:01	SSA3	0.00400	0.59400	Oversupply
2/17/2020 17:19	0:01	SSA2	0.00936	0.10700	Oversupply
2/17/2020 17:19	0:01	SSA3	0.00408	0.61200	Oversupply
2/17/2020 17:19	0:01	SSA2	0.00900	0.14700	Oversupply
2/17/2020 17:20	0:01	SSA3	0.00408	0.66800	Oversupply
2/17/2020 17:20	0:01	SSA2	0.00936	0.15400	Oversupply
2/17/2020 17:20	0:01	SSA3	0.00408	0.50700	Oversupply
2/17/2020 17:21	0:01	SSA3	0.00400	0.75800	Oversupply
2/17/2020 20:11	8:53	KWP11	156.6083814	20.70757294	Oversupply
2/17/2020 21:14	1:16	AWE	7.33399229	21	Oversupply
2/17/2020 22:36	0:33	AWE	2.117308203	21	Oversupply
2/17/2020 23:25	0:03	AWE	0.024147447	18.69999886	Oversupply
2/17/2020 23:29	0:01	AWE	0.007261244	16.69999886	Oversupply
2/18/2020 0:20	0:02	AWE	0.009982363	17.19999886	Oversupply
2/18/2020 0:23	0:12	AWE	0.86120019	21	Oversupply
2/18/2020 1:39	2:12	AWE	10.56440798	21	Oversupply
2/18/2020 3:52	0:55	AWE	2.891234875	21	Oversupply
2/18/2020 4:50	0:07	AWE	0.08040638	21	Oversupply
2/18/2020 4:58	0:01	AWE	0.00090793	21	Oversupply
2/18/2020 5:05	0:49	KWP11	9.655836054	20.70757294	Oversupply
2/18/2020 6:50	0:01	BS250	Data not available	Data not available	Oversupply
2/18/2020 6:52	0:31	BS250	Data not available	Data not available	Oversupply
2/18/2020 6:53	0:30	KWP11	2.020030149	20.70757294	Oversupply
2/18/2020 6:53	0:29	SSA3	0.00842	-0.00200	Oversupply
2/18/2020 7:02	0:20	SSA2	0.01151	0.00100	Oversupply
2/18/2020 7:29	0:01	SSA2	0.00021	0.05000	Oversupply
2/18/2020 7:48	0:01	SSA3	0.00585	0.48100	Oversupply
2/18/2020 7:48	0:01	SSA2	0.00196	0.12300	Oversupply
2/18/2020 7:48	0:01	SSA3	0.00585	0.31900	Oversupply
2/18/2020 7:49	8:13	BS250	Data not available	Data not available	Oversupply
2/18/2020 7:49	8:18	SSA2	18.60764	0.01300	Oversupply
2/18/2020 7:49	8:12	SSA3	19.40969	0.00400	Oversupply
2/18/2020 7:50	8:13	KWP11	136.3436637	20.70757294	Oversupply
2/18/2020 10:05	5:01	AWE	81.69880284	21	Oversupply
2/18/2020 11:33	0:03	5A	Data not available	Data not available	Oversupply
2/18/2020 11:33	0:03	BS	Data not available	Data not available	Oversupply
2/18/2020 11:37	0:04	5A	Data not available	Data not available	Oversupply
2/18/2020 11:37	0:04	BS	Data not available	Data not available	Oversupply
2/18/2020 11:42	0:01	5A	Data not available	Data not available	Oversupply
2/18/2020 11:42	0:01	BS	Data not available	Data not available	Oversupply
2/18/2020 11:43	0:01	KWP	0.001758226	26.39999962	Oversupply
2/18/2020 11:44	0:05	5A	Data not available	Data not available	Oversupply
2/18/2020 11:44	0:05	BS	Data not available	Data not available	Oversupply
2/18/2020 11:50	0:02	5A	Data not available	Data not available	Oversupply
2/18/2020 11:50	0:02	BS	Data not available	Data not available	Oversupply
2/18/2020 11:52	0:01	KWP	0.000879097	26.13626289	Oversupply
2/18/2020 11:53	0:01	5A	Data not available	Data not available	Oversupply



Maui Curtailment Report

February 2020

Start Date and Time	Duration (minutes)	IPP Curtailed	Estimated Curtailed MWH	Peak MW Curtailed	Reasons for Curtailment
2/18/2020 11:53	0:01	BS	Data not available	Data not available	Oversupply
2/18/2020 11:55	0:01	5A	Data not available	Data not available	Oversupply
2/18/2020 11:55	0:01	BS	Data not available	Data not available	Oversupply
2/18/2020 11:57	0:01	KWP	0.001758258	25.87252808	Oversupply
2/18/2020 11:58	0:02	5A	Data not available	Data not available	Oversupply
2/18/2020 11:58	0:02	BS	Data not available	Data not available	Oversupply
2/18/2020 12:10	0:01	5A	Data not available	Data not available	Oversupply
2/18/2020 12:10	0:01	BS	Data not available	Data not available	Oversupply
2/18/2020 12:12	0:07	5A	Data not available	Data not available	Oversupply
2/18/2020 12:12	0:07	BS	Data not available	Data not available	Oversupply
2/18/2020 12:14	0:01	KWP	0.001758226	25.97802162	Oversupply
2/18/2020 12:16	0:01	KWP	0.000879129	26.82197762	Oversupply
2/18/2020 12:20	0:07	5A	Data not available	Data not available	Oversupply
2/18/2020 12:20	0:07	BS	Data not available	Data not available	Oversupply
2/18/2020 12:28	0:02	5A	Data not available	Data not available	Oversupply
2/18/2020 12:28	0:02	BS	Data not available	Data not available	Oversupply
2/18/2020 12:31	0:05	5A	Data not available	Data not available	Oversupply
2/18/2020 12:31	0:05	BS	Data not available	Data not available	Oversupply
2/18/2020 12:33	0:01	KWP	0.002637386	26.29450607	Oversupply
2/18/2020 12:35	0:01	KWP	0.001758258	26.24175835	Oversupply
2/18/2020 12:37	0:07	5A	Data not available	Data not available	Oversupply
2/18/2020 12:37	0:07	BS	Data not available	Data not available	Oversupply
2/18/2020 12:45	0:08	5A	Data not available	Data not available	Oversupply
2/18/2020 12:45	0:08	BS	Data not available	Data not available	Oversupply
2/18/2020 12:54	0:05	5A	Data not available	Data not available	Oversupply
2/18/2020 12:54	0:05	BS	Data not available	Data not available	Oversupply
2/18/2020 12:55	0:01	KWP	0.002637386	26.29450607	Oversupply
2/18/2020 13:00	0:03	5A	Data not available	Data not available	Oversupply
2/18/2020 13:00	0:03	BS	Data not available	Data not available	Oversupply
2/18/2020 13:09	0:03	5A	Data not available	Data not available	Oversupply
2/18/2020 13:09	0:03	BS	Data not available	Data not available	Oversupply
2/18/2020 13:13	0:01	KWP	0.002637386	25.66153908	Oversupply
2/18/2020 13:18	0:02	5A	Data not available	Data not available	Oversupply
2/18/2020 13:18	0:02	BS	Data not available	Data not available	Oversupply
2/18/2020 13:24	0:06	5A	Data not available	Data not available	Oversupply
2/18/2020 13:24	0:06	BS	Data not available	Data not available	Oversupply
2/18/2020 13:31	0:01	5A	Data not available	Data not available	Oversupply
2/18/2020 13:31	0:01	BS	Data not available	Data not available	Oversupply
2/18/2020 13:34	0:05	5A	Data not available	Data not available	Oversupply
2/18/2020 13:34	0:05	BS	Data not available	Data not available	Oversupply
2/18/2020 13:37	0:01	KWP	0.003516483	23.86813164	Oversupply
2/18/2020 13:40	0:04	5A	Data not available	Data not available	Oversupply
2/18/2020 13:40	0:04	BS	Data not available	Data not available	Oversupply
2/18/2020 13:45	0:06	5A	Data not available	Data not available	Oversupply
2/18/2020 13:45	0:06	BS	Data not available	Data not available	Oversupply
2/18/2020 13:52	0:01	5A	Data not available	Data not available	Oversupply
2/18/2020 13:52	0:01	BS	Data not available	Data not available	Oversupply
2/18/2020 13:56	0:02	5A	Data not available	Data not available	Oversupply
2/18/2020 13:56	0:02	BS	Data not available	Data not available	Oversupply
2/18/2020 13:59	0:01	5A	Data not available	Data not available	Oversupply
2/18/2020 13:59	0:01	BS	Data not available	Data not available	Oversupply
2/18/2020 14:01	0:01	5A	Data not available	Data not available	Oversupply
2/18/2020 14:01	0:01	BS	Data not available	Data not available	Oversupply
2/18/2020 14:16	0:02	5A	Data not available	Data not available	Oversupply
2/18/2020 14:16	0:02	BS	Data not available	Data not available	Oversupply
2/18/2020 14:19	0:03	5A	Data not available	Data not available	Oversupply
2/18/2020 14:19	0:03	BS	Data not available	Data not available	Oversupply
2/18/2020 14:20	0:01	KWP	0.000879129	28.61538506	Oversupply
2/18/2020 14:23	0:02	5A	Data not available	Data not available	Oversupply
2/18/2020 14:23	0:02	BS	Data not available	Data not available	Oversupply
2/18/2020 14:23	0:01	KWP	0.000879129	26.87472534	Oversupply
2/18/2020 14:25	0:01	KWP	0.001758258	27.56044006	Oversupply
2/18/2020 14:26	0:01	5A	Data not available	Data not available	Oversupply
2/18/2020 14:26	0:01	BS	Data not available	Data not available	Oversupply
2/18/2020 14:28	0:01	5A	Data not available	Data not available	Oversupply
2/18/2020 14:28	0:01	BS	Data not available	Data not available	Oversupply
2/18/2020 15:08	0:08	AWE	0.312521029	21	Oversupply
2/18/2020 15:18	0:02	AWE	0.013971837	21	Oversupply
2/18/2020 15:21	0:03	AWE	0.020041529	21	Oversupply
2/18/2020 16:02	0:01	SSA3	0.01942	-0.00100	Oversupply
2/18/2020 16:02	0:05	SSA3	0.13808	0.00300	Oversupply
2/18/2020 16:03	0:05	BS250	Data not available	Data not available	Oversupply
2/18/2020 16:04	0:03	KWP11	0.036714904	20.70757294	Oversupply



Maui Curtailment Report

February 2020

Start Date and Time	Duration (minutes)	IPP Curtailed	Estimated Curtailed MWH	Peak MW Curtailed	Reasons for Curtailment
2/18/2020 16:07	0:01	SSA2	0.02624	0.03100	Oversupply
2/18/2020 16:08	0:01	SSA3	0.01942	-0.00300	Oversupply
2/18/2020 16:08	0:01	SSA2	0.02624	0.52500	Oversupply
2/18/2020 16:09	0:01	SSA3	0.01985	0.06000	Oversupply
2/18/2020 16:09	0:01	SSA2	0.02574	0.43800	Oversupply
2/18/2020 16:09	0:01	SSA3	0.01985	0.20600	Oversupply
2/18/2020 16:10	0:01	SSA2	0.02624	0.68200	Oversupply
2/18/2020 16:10	0:01	SSA3	0.01942	0.02800	Oversupply
2/18/2020 16:11	0:01	SSA2	0.02624	0.82900	Oversupply
2/18/2020 16:11	0:01	SSA3	0.01985	0.34600	Oversupply
2/18/2020 16:11	0:01	SSA2	0.02624	0.54500	Oversupply
2/18/2020 16:12	0:01	SSA3	0.01985	0.99300	Oversupply
2/18/2020 16:12	0:01	SSA2	0.02624	1.65600	Oversupply
2/18/2020 16:12	0:01	SSA3	0.01942	1.19200	Oversupply
2/18/2020 16:26	0:01	SSA3	0.00383	1.07400	Oversupply
2/18/2020 23:30	0:03	KWPPII	0.023251534	5.738243103	Oversupply
2/18/2020 23:43	5:38	KWPPII	55.0319616	13.22290802	Oversupply
2/19/2020 0:02	1:53	AWE	8.870964527	21	Oversupply
2/19/2020 2:17	0:06	AWE	0.255683422	14.39999962	Oversupply
2/19/2020 2:25	0:04	AWE	0.052346118	13.80000019	Oversupply
2/19/2020 2:30	0:01	AWE	0.016492526	14.30000019	Oversupply
2/19/2020 2:32	0:01	AWE	0.002031422	14.69999981	Oversupply
2/19/2020 2:35	0:22	AWE	1.994239759	19.69999886	Oversupply
2/19/2020 2:58	0:06	AWE	0.139885489	14.09999943	Oversupply
2/19/2020 3:06	0:37	AWE	4.600624609	21	Oversupply
2/19/2020 3:44	0:09	AWE	0.380594047	15.19999981	Oversupply
2/19/2020 3:54	0:07	AWE	0.419879134	17.39999962	Oversupply
2/19/2020 4:02	0:03	AWE	0.048117908	12.39999962	Oversupply
2/19/2020 4:07	0:02	AWE	0.026595624	13.19999981	Oversupply
2/19/2020 4:15	0:56	AWE	4.765763394	21	Oversupply
2/19/2020 9:08	0:01	SSA3	0.00162	1.74100	Oversupply
2/19/2020 9:10	0:01	SSA3	0.00162	1.75500	Oversupply
2/19/2020 9:11	0:01	SSA2	0.00211	1.42700	Oversupply
2/19/2020 9:12	0:01	SSA2	0.00211	1.39200	Oversupply
2/19/2020 9:12	0:01	SSA3	0.00166	1.77400	Oversupply
2/19/2020 9:12	0:01	SSA2	0.00211	1.05300	Oversupply
2/19/2020 9:13	0:01	SSA3	0.00166	0.07200	Oversupply
2/19/2020 9:13	0:01	SSA2	0.00211	0.69200	Oversupply
2/19/2020 9:13	0:01	SSA3	0.00159	0.84500	Oversupply
2/19/2020 9:14	0:01	SSA3	0.00537	0.72700	Oversupply
2/19/2020 9:14	0:01	SSA2	0.00628	0.62400	Oversupply
2/19/2020 9:15	0:01	SSA3	0.01213	0.65000	Oversupply
2/19/2020 9:15	0:01	SSA2	0.01043	0.13100	Oversupply
2/19/2020 9:16	0:01	SSA3	0.01213	0.23800	Oversupply
2/19/2020 9:16	0:01	SSA2	0.01023	0.68700	Oversupply
2/19/2020 9:16	0:01	SSA3	0.01213	0.69900	Oversupply
2/19/2020 9:17	0:01	SSA2	0.01023	0.81000	Oversupply
2/19/2020 9:17	0:01	SSA3	0.01213	0.93700	Oversupply
2/19/2020 9:18	0:01	SSA2	0.01043	0.83900	Oversupply
2/19/2020 9:18	0:01	SSA3	0.01187	0.92800	Oversupply
2/19/2020 9:18	0:01	SSA2	0.01043	0.72500	Oversupply
2/19/2020 9:19	0:01	SSA3	0.01213	1.10300	Oversupply
2/19/2020 9:19	0:01	SSA2	0.01003	0.79900	Oversupply
2/19/2020 9:19	0:01	SSA3	0.01213	1.40900	Oversupply
2/19/2020 9:20	0:01	SSA2	0.01043	0.24700	Oversupply
2/19/2020 9:20	0:01	SSA3	0.01213	0.30900	Oversupply
2/19/2020 9:21	0:01	SSA3	0.01240	1.58000	Oversupply
2/19/2020 9:21	0:01	SSA2	0.01023	0.28200	Oversupply
2/19/2020 9:22	0:01	SSA3	0.01240	0.16400	Oversupply
2/19/2020 9:22	0:01	SSA2	0.01043	0.58800	Oversupply
2/19/2020 9:23	0:01	SSA3	0.01213	0.11800	Oversupply
2/19/2020 9:23	0:01	SSA2	0.01023	0.99600	Oversupply
2/19/2020 9:23	0:01	SSA3	0.01240	0.65900	Oversupply
2/19/2020 9:24	0:01	SSA2	0.01003	0.20300	Oversupply
2/19/2020 9:24	0:01	SSA3	0.01213	1.29500	Oversupply
2/19/2020 9:25	0:01	SSA3	0.01213	1.31100	Oversupply
2/19/2020 9:25	0:01	SSA2	0.01043	1.46000	Oversupply
2/19/2020 9:26	0:01	SSA3	0.01213	1.31300	Oversupply
2/19/2020 9:26	0:01	SSA3	0.01213	1.33800	Oversupply
2/19/2020 9:27	0:01	SSA3	0.01213	1.33400	Oversupply
2/19/2020 9:28	0:01	SSA2	0.01023	0.84200	Oversupply
2/19/2020 9:28	0:01	SSA3	0.01213	1.34700	Oversupply
2/19/2020 9:29	0:01	SSA2	0.01003	1.00300	Oversupply



Maui Curtailment Report

February 2020

Start Date and Time	Duration (minutes)	IPP Curtailed	Estimated Curtailed MWH	Peak MW Curtailed	Reasons for Curtailment
2/19/2020 9:29	0:01	SSA3	0.01187	1.15900	Oversupply
2/19/2020 9:29	0:01	SSA3	0.00632	1.26400	Oversupply
2/19/2020 9:30	0:01	SSA2	0.00887	1.12200	Oversupply
2/19/2020 9:30	0:01	SSA3	0.00804	1.20400	Oversupply
2/19/2020 9:30	0:01	SSA2	0.00870	0.42500	Oversupply
2/19/2020 9:31	0:01	SSA3	0.00786	1.05900	Oversupply
2/19/2020 9:31	0:01	SSA2	0.00904	0.82500	Oversupply
2/19/2020 9:32	0:01	SSA3	0.00786	1.18300	Oversupply
2/19/2020 9:32	0:01	SSA2	0.00887	0.83300	Oversupply
2/19/2020 9:33	0:01	SSA3	0.00804	1.23700	Oversupply
2/19/2020 9:33	0:01	SSA2	0.00887	0.73500	Oversupply
2/19/2020 9:33	0:01	SSA3	0.00821	0.57600	Oversupply
2/19/2020 9:34	0:01	SSA2	0.00870	0.72500	Oversupply
2/19/2020 9:34	0:01	SSA3	0.00804	0.93500	Oversupply
2/19/2020 9:35	0:01	SSA2	0.00887	0.81200	Oversupply
2/19/2020 9:35	0:01	SSA3	0.00804	1.39400	Oversupply
2/19/2020 9:36	0:01	SSA2	0.00870	0.75500	Oversupply
2/19/2020 9:36	0:01	SSA3	0.00786	0.75600	Oversupply
2/19/2020 9:36	0:01	SSA2	0.00904	0.51000	Oversupply
2/19/2020 9:36	0:01	SSA3	0.00786	1.27900	Oversupply
2/19/2020 9:37	0:01	SSA3	0.00804	1.30200	Oversupply
2/19/2020 9:37	0:01	SSA2	0.00904	0.63400	Oversupply
2/19/2020 9:38	0:01	SSA3	0.00786	1.28800	Oversupply
2/19/2020 9:38	0:01	SSA2	0.00904	0.73800	Oversupply
2/19/2020 9:39	0:01	SSA3	0.00786	1.61600	Oversupply
2/19/2020 9:39	0:01	SSA2	0.00904	1.51900	Oversupply
2/19/2020 9:39	0:01	SSA3	0.00804	1.68400	Oversupply
2/19/2020 9:40	0:01	SSA2	0.00870	0.05400	Oversupply
2/19/2020 9:40	0:01	SSA3	0.00804	1.49800	Oversupply
2/19/2020 9:45	0:01	SSA3	0.00604	2.18200	Oversupply
2/19/2020 9:45	0:01	SSA2	0.00765	1.89500	Oversupply
2/19/2020 9:46	0:01	SSA3	0.00618	2.22400	Oversupply
2/19/2020 9:48	0:01	SSA3	0.00618	2.21600	Oversupply
2/19/2020 9:48	0:01	SSA2	0.00750	1.66100	Oversupply
2/19/2020 9:49	0:01	SSA3	0.00618	2.13700	Oversupply
2/19/2020 9:50	0:01	SSA2	0.00765	1.99000	Oversupply
2/19/2020 9:50	0:01	SSA3	0.00631	2.29400	Oversupply
2/19/2020 9:51	0:01	SSA2	0.00765	0.40200	Oversupply
2/19/2020 9:51	0:01	SSA3	0.00618	1.62000	Oversupply
2/19/2020 9:52	0:01	SSA3	0.00631	0.08200	Oversupply
2/19/2020 9:52	0:01	SSA2	0.00750	1.04900	Oversupply
2/19/2020 9:52	0:01	SSA3	0.00631	1.08500	Oversupply
2/19/2020 9:53	0:01	SSA2	0.00780	0.57200	Oversupply
2/19/2020 9:53	0:01	SSA3	0.00604	0.10100	Oversupply
2/19/2020 9:53	0:01	SSA2	0.00765	0.30400	Oversupply
2/19/2020 9:54	0:01	SSA3	0.00631	0.61500	Oversupply
2/19/2020 9:54	0:01	SSA2	0.00765	0.43200	Oversupply
2/19/2020 9:55	0:01	SSA2	0.00780	1.77500	Oversupply
2/19/2020 9:56	0:01	SSA3	0.00631	0.46900	Oversupply
2/19/2020 9:57	0:01	SSA3	0.00604	0.32100	Oversupply
2/19/2020 9:58	0:01	SSA2	0.00750	1.77000	Oversupply
2/19/2020 9:58	0:01	SSA3	0.00618	0.34700	Oversupply
2/19/2020 9:59	0:01	SSA2	0.00765	0.60700	Oversupply
2/19/2020 9:59	0:01	SSA3	0.00645	0.21500	Oversupply
2/19/2020 10:00	0:01	SSA3	0.01315	1.14500	Oversupply
2/19/2020 10:00	0:01	SSA2	0.01463	0.92300	Oversupply
2/19/2020 10:01	0:01	SSA3	0.01259	0.93700	Oversupply
2/19/2020 10:01	0:01	SSA2	0.01521	0.90000	Oversupply
2/19/2020 10:02	0:01	SSA3	0.01287	0.84900	Oversupply
2/19/2020 10:02	0:01	SSA2	0.01521	0.17800	Oversupply
2/19/2020 10:02	0:01	SSA3	0.01259	1.63100	Oversupply
2/19/2020 10:03	0:01	SSA2	0.01492	1.44600	Oversupply
2/19/2020 10:03	0:01	SSA3	0.01287	0.93800	Oversupply
2/19/2020 10:04	0:01	SSA2	0.01580	0.09600	Oversupply
2/19/2020 10:04	0:01	SSA3	0.01259	1.60600	Oversupply
2/19/2020 10:05	0:01	SSA2	0.01463	0.94800	Oversupply
2/19/2020 10:05	0:01	SSA3	0.01315	1.63100	Oversupply
2/19/2020 10:05	0:01	SSA2	0.01492	1.39000	Oversupply
2/19/2020 10:06	0:01	SSA3	0.01287	1.45300	Oversupply
2/19/2020 10:06	0:01	SSA2	0.01463	1.23700	Oversupply
2/19/2020 10:06	0:01	SSA3	0.01259	1.79900	Oversupply
2/19/2020 10:07	0:01	SSA3	0.01315	1.11600	Oversupply
2/19/2020 10:07	0:01	SSA2	0.01521	1.24100	Oversupply



Maui Curtailment Report

February 2020

Start Date and Time	Duration (minutes)	IPP Curtailed	Estimated Curtailed MWH	Peak MW Curtailed	Reasons for Curtailment
2/19/2020 10:08	0:01	SSA3	0.01287	0.97200	Oversupply
2/19/2020 10:08	0:01	SSA2	0.01463	0.78700	Oversupply
2/19/2020 10:09	0:01	SSA3	0.01287	1.24700	Oversupply
2/19/2020 10:09	0:01	SSA2	0.01492	1.20400	Oversupply
2/19/2020 10:09	0:01	SSA3	0.01287	1.00200	Oversupply
2/19/2020 10:10	0:01	SSA2	0.01521	1.18800	Oversupply
2/19/2020 10:10	0:01	SSA3	0.01315	1.51800	Oversupply
2/19/2020 10:10	0:01	SSA2	0.01463	1.71800	Oversupply
2/19/2020 10:11	0:01	SSA3	0.01259	1.50600	Oversupply
2/19/2020 10:11	0:01	SSA2	0.01521	0.69800	Oversupply
2/19/2020 10:12	0:01	SSA3	0.01259	1.25600	Oversupply
2/19/2020 10:12	0:01	SSA2	0.01521	1.02600	Oversupply
2/19/2020 10:12	0:01	SSA3	0.01315	1.15000	Oversupply
2/19/2020 10:13	0:01	SSA2	0.01521	0.49700	Oversupply
2/19/2020 10:13	0:01	SSA3	0.01315	0.65300	Oversupply
2/19/2020 10:14	0:01	SSA2	0.01982	0.73000	Oversupply
2/19/2020 10:14	0:01	SSA3	0.01716	0.40100	Oversupply
2/19/2020 10:15	5:39	BS250	Data not available	Data not available	Oversupply
2/19/2020 10:15	5:39	SSA3	15.33783	0.08100	Oversupply
2/19/2020 10:15	5:40	SSA2	15.51394	0.05300	Oversupply
2/19/2020 10:16	4:39	AWE	58.34069127	21	Oversupply
2/19/2020 10:41	5:14	KWPPII	62.98986348	20.70757294	Oversupply
2/19/2020 15:54	0:01	SSA3	0.02187	0.03900	Oversupply
2/19/2020 15:54	0:01	SSA2	0.03196	0.11300	Oversupply
2/19/2020 15:55	0:01	SSA3	0.02187	0.29600	Oversupply
2/19/2020 15:55	0:01	SSA2	0.03196	0.09800	Oversupply
2/19/2020 15:56	0:01	SSA3	0.02234	0.50900	Oversupply
2/19/2020 15:56	0:01	SSA2	0.03196	0.36500	Oversupply
2/19/2020 15:56	0:01	SSA3	0.02141	0.71600	Oversupply
2/19/2020 15:57	0:01	SSA2	0.03196	0.84500	Oversupply
2/19/2020 15:57	0:01	SSA3	0.02094	1.26400	Oversupply
2/19/2020 15:58	0:01	SSA2	0.03196	1.38200	Oversupply
2/19/2020 15:59	0:01	SSA3	0.02141	1.42300	Oversupply
2/19/2020 15:59	0:01	SSA2	0.02904	2.24600	Oversupply
2/19/2020 22:03	0:35	KWPPII	1.523814313	8.73210907	Oversupply
2/20/2020 0:04	0:05	KWPPII	0.047422632	8.73210907	Oversupply
2/20/2020 0:13	4:46	KWPPII	38.01172748	13.22290802	Oversupply
2/20/2020 1:46	0:01	AWE	0.000372632	21	Oversupply
2/20/2020 1:49	0:02	AWE	0.003815428	21	Oversupply
2/20/2020 1:52	0:01	AWE	0.001574453	21	Oversupply
2/20/2020 2:03	0:01	AWE	0.000408014	21	Oversupply
2/20/2020 2:09	0:02	AWE	0.00548172	21	Oversupply
2/20/2020 2:12	1:52	AWE	5.729022106	21	Oversupply
2/20/2020 5:09	0:09	KWPPII	0.361023776	10.22904205	Oversupply
2/20/2020 5:19	0:03	KWPPII	0.027457213	5.738243103	Oversupply
2/20/2020 7:33	0:02	BS250	Data not available	Data not available	Oversupply
2/20/2020 7:33	0:02	SSA2	0.00217	0.07700	Oversupply
2/20/2020 7:33	0:02	SSA3	0.00699	0.00800	Oversupply
2/20/2020 7:34	0:02	KWPPII	0.028451983	20.70757294	Oversupply
2/20/2020 7:36	0:01	SSA3	0.00379	-0.00200	Oversupply
2/20/2020 7:37	0:01	SSA3	0.00342	-0.00200	Oversupply
2/20/2020 7:37	0:12	SSA2	0.02371	0.05900	Oversupply
2/20/2020 7:37	0:12	SSA3	0.07233	-0.00200	Oversupply
2/20/2020 7:39	0:10	BS250	Data not available	Data not available	Oversupply
2/20/2020 7:39	0:11	KWPPII	0.277661641	20.70757294	Oversupply
2/20/2020 7:50	0:01	SSA3	0.00734	-0.00200	Oversupply
2/20/2020 7:50	0:11	SSA2	0.04029	0.05600	Oversupply
2/20/2020 7:50	0:11	SSA3	0.09640	-0.00200	Oversupply
2/20/2020 7:51	0:11	BS250	Data not available	Data not available	Oversupply
2/20/2020 7:52	0:10	KWPPII	0.131860383	20.70757294	Oversupply
2/20/2020 8:01	0:01	SSA2	0.00494	0.09400	Oversupply
2/20/2020 8:01	0:01	SSA3	0.00450	0.17900	Oversupply
2/20/2020 8:08	0:01	SSA3	0.00470	0.80500	Oversupply
2/20/2020 8:09	0:01	SSA3	0.00470	0.82500	Oversupply
2/20/2020 8:09	0:01	SSA2	0.00494	0.38600	Oversupply
2/20/2020 8:10	0:01	SSA3	0.00460	0.05400	Oversupply
2/20/2020 8:10	0:01	SSA2	0.00475	0.35700	Oversupply
2/20/2020 8:11	0:01	SSA3	0.00470	0.41000	Oversupply
2/20/2020 8:11	0:01	SSA2	0.00494	0.16200	Oversupply
2/20/2020 8:11	0:01	SSA3	0.00450	0.11800	Oversupply
2/20/2020 8:12	0:01	SSA2	0.00494	0.07600	Oversupply
2/20/2020 8:12	0:01	SSA3	0.00470	0.23000	Oversupply
2/20/2020 8:12	0:01	SSA2	0.00494	0.11500	Oversupply



Maui Curtailment Report

February 2020

Start Date and Time	Duration (minutes)	IPP Curtailed	Estimated Curtailed MWH	Peak MW Curtailed	Reasons for Curtailment
2/20/2020 8:13	0:01	SSA3	0.00470	0.07700	Oversupply
2/20/2020 8:13	7:16	SSA2	17.48243	0.03100	Oversupply
2/20/2020 8:14	0:01	SSA3	0.00460	0.01000	Oversupply
2/20/2020 8:14	7:15	SSA3	17.96075	0.02600	Oversupply
2/20/2020 8:15	7:15	BS250	Data not available	Data not available	Oversupply
2/20/2020 8:16	0:04	KWP	0.042599106	20.70757294	Oversupply
2/20/2020 8:21	7:09	KWP	111.2087455	20.70757294	Oversupply
2/20/2020 9:50	0:16	AWE	0.396837807	21	Oversupply
2/20/2020 10:08	0:02	AWE	0.025144196	21	Oversupply
2/20/2020 10:15	5:08	AWE	81.38415681	21	Oversupply
2/20/2020 11:38	0:44	5A	Data not available	Data not available	Oversupply
2/20/2020 11:38	0:44	BS	Data not available	Data not available	Oversupply
2/20/2020 11:42	0:01	KWP	0.000879129	24.13186836	Oversupply
2/20/2020 11:45	0:01	KWP	0.000879129	24.13186836	Oversupply
2/20/2020 11:53	0:01	KWP	0.000879129	22.7076931	Oversupply
2/20/2020 11:55	0:01	KWP	0.002637355	23.49890137	Oversupply
2/20/2020 11:58	0:01	KWP	0.001758258	24.13186836	Oversupply
2/20/2020 12:00	0:01	KWP	0.000879129	24.13186836	Oversupply
2/20/2020 12:15	0:01	KWP	0.000879129	22.65494537	Oversupply
2/20/2020 12:17	0:01	KWP	0.000879129	22.60219765	Oversupply
2/20/2020 12:24	0:51	5A	Data not available	Data not available	Oversupply
2/20/2020 12:24	0:51	BS	Data not available	Data not available	Oversupply
2/20/2020 12:25	0:01	KWP	0.001758226	22.60219765	Oversupply
2/20/2020 12:28	0:01	KWP	0.000879129	24.18461609	Oversupply
2/20/2020 12:32	0:01	KWP	0.001758226	24.23736191	Oversupply
2/20/2020 12:36	0:01	KWP	0.000879129	24.07912064	Oversupply
2/20/2020 12:53	0:01	KWP	0.000879129	24.13186836	Oversupply
2/20/2020 13:15	0:01	KWP	0.001758226	24.07912064	Oversupply
2/20/2020 13:16	0:27	5A	Data not available	Data not available	Oversupply
2/20/2020 13:16	0:27	BS	Data not available	Data not available	Oversupply
2/20/2020 13:22	0:01	KWP	0.002637386	24.18461609	Oversupply
2/20/2020 13:30	0:01	KWP	0.001758226	24.23736191	Oversupply
2/20/2020 13:33	0:01	KWP	0.001758258	24.18461609	Oversupply
2/20/2020 13:44	0:01	5A	Data not available	Data not available	Oversupply
2/20/2020 13:44	0:01	BS	Data not available	Data not available	Oversupply
2/20/2020 13:47	0:01	5A	Data not available	Data not available	Oversupply
2/20/2020 13:47	0:01	BS	Data not available	Data not available	Oversupply
2/20/2020 15:30	0:01	SSA3	0.02757	0.07100	Oversupply
2/20/2020 15:30	0:01	SSA2	0.03323	0.00000	Oversupply
2/20/2020 15:30	0:01	SSA3	0.02817	0.24700	Oversupply
2/20/2020 15:31	0:37	BS250	Data not available	Data not available	Oversupply
2/20/2020 15:31	0:01	SSA2	0.03323	0.14500	Oversupply
2/20/2020 15:31	0:37	SSA3	1.15404	0.03700	Oversupply
2/20/2020 15:31	0:36	SSA2	1.29423	0.00900	Oversupply
2/20/2020 15:32	0:37	KWP	4.831682825	20.70757294	Oversupply
2/20/2020 16:08	0:01	SSA2	0.01916	0.03800	Oversupply
2/20/2020 16:08	0:01	SSA3	0.01909	0.11600	Oversupply
2/20/2020 16:09	0:01	SSA2	0.01916	0.26800	Oversupply
2/20/2020 16:09	0:01	SSA3	0.01868	0.13300	Oversupply
2/20/2020 16:09	0:01	SSA2	0.01916	1.13100	Oversupply
2/20/2020 16:13	0:01	SSA2	0.01916	2.24500	Oversupply
2/20/2020 16:13	0:01	SSA3	0.01868	1.33000	Oversupply
2/20/2020 16:14	0:01	SSA2	0.01711	2.23700	Oversupply
2/20/2020 16:16	0:01	SSA2	0.00717	1.93400	Oversupply
2/20/2020 16:16	0:01	SSA3	0.00588	1.77100	Oversupply
2/20/2020 16:17	0:01	SSA3	0.00601	0.96800	Oversupply
2/20/2020 16:17	0:01	SSA2	0.00717	1.02700	Oversupply
2/20/2020 16:18	0:01	SSA3	0.00588	0.22800	Oversupply
2/20/2020 16:18	0:01	SSA2	0.00731	0.19700	Oversupply
2/20/2020 16:19	0:01	SSA3	0.00601	1.44200	Oversupply
2/20/2020 16:19	0:01	SSA2	0.00731	1.60600	Oversupply
2/20/2020 16:19	0:01	SSA3	0.00601	1.15500	Oversupply
2/20/2020 16:20	0:01	SSA2	0.00731	1.20700	Oversupply
2/20/2020 16:20	0:01	SSA3	0.00601	1.77500	Oversupply
2/20/2020 16:21	0:01	SSA3	0.00588	0.56000	Oversupply
2/20/2020 16:22	0:01	SSA2	0.00731	1.40700	Oversupply
2/20/2020 16:22	0:01	SSA3	0.00588	1.72100	Oversupply
2/20/2020 16:25	0:01	SSA2	0.00731	2.08200	Oversupply
2/20/2020 23:58	5:55	KWP	51.91871475	10.22904205	Oversupply
2/21/2020 0:31	3:38	AWE	10.45408723	21	Oversupply
2/21/2020 8:42	0:01	SSA2	0.00172	0.97900	Oversupply
2/21/2020 8:43	0:01	SSA3	0.00077	1.37900	Oversupply
2/21/2020 8:43	0:01	SSA2	0.00172	0.96400	Oversupply



Maui Curtailment Report

February 2020

Start Date and Time	Duration (minutes)	IPP Curtailed	Estimated Curtailed MWH	Peak MW Curtailed	Reasons for Curtailment
2/21/2020 8:43	0:01	SSA3	0.00075	0.61500	Oversupply
2/21/2020 8:44	0:01	SSA2	0.00251	0.14900	Oversupply
2/21/2020 8:44	0:01	SSA3	0.00315	0.37100	Oversupply
2/21/2020 8:45	0:01	SSA2	0.00947	0.70300	Oversupply
2/21/2020 8:45	0:01	SSA3	0.00549	0.34200	Oversupply
2/21/2020 8:46	0:01	SSA2	0.00947	0.12500	Oversupply
2/21/2020 8:46	0:01	SSA3	0.00537	0.24500	Oversupply
2/21/2020 8:46	0:01	SSA3	0.00525	0.05400	Oversupply
2/21/2020 8:46	0:01	SSA2	0.00911	0.02300	Oversupply
2/21/2020 8:47	0:01	SSA3	0.00549	0.03400	Oversupply
2/21/2020 8:47	0:01	SSA2	0.00947	-0.00200	Oversupply
2/21/2020 8:48	0:01	SSA3	0.00537	0.46000	Oversupply
2/21/2020 8:48	0:01	SSA2	0.00947	-0.00200	Oversupply
2/21/2020 8:49	0:01	SSA3	0.00549	0.74600	Oversupply
2/21/2020 8:49	0:01	SSA2	0.00947	-0.00200	Oversupply
2/21/2020 8:50	0:02	SSA3	0.01109	0.86500	Oversupply
2/21/2020 8:50	0:01	SSA2	0.00947	-0.00200	Oversupply
2/21/2020 8:51	0:01	SSA2	0.00947	-0.00200	Oversupply
2/21/2020 8:51	0:01	SSA3	0.00525	0.42500	Oversupply
2/21/2020 8:52	0:01	SSA2	0.00947	-0.00200	Oversupply
2/21/2020 8:52	0:01	SSA3	0.00572	0.96400	Oversupply
2/21/2020 8:53	0:01	SSA3	0.00537	1.10700	Oversupply
2/21/2020 8:53	0:01	SSA2	0.00947	0.21200	Oversupply
2/21/2020 8:53	0:01	SSA3	0.00549	1.18800	Oversupply
2/21/2020 8:59	0:01	SSA3	0.00527	0.87500	Oversupply
2/21/2020 8:59	0:01	SSA2	0.00713	1.25400	Oversupply
2/21/2020 9:00	0:01	SSA3	0.01021	0.37000	Oversupply
2/21/2020 9:00	0:01	SSA2	0.00809	0.12000	Oversupply
2/21/2020 9:00	0:01	SSA3	0.00999	0.48900	Oversupply
2/21/2020 9:01	0:01	SSA2	0.00794	0.10900	Oversupply
2/21/2020 9:01	0:01	SSA3	0.00999	0.06900	Oversupply
2/21/2020 9:02	0:01	SSA3	0.01021	0.78800	Oversupply
2/21/2020 9:02	0:01	SSA2	0.00809	0.48800	Oversupply
2/21/2020 9:03	0:01	SSA3	0.01021	0.08700	Oversupply
2/21/2020 9:03	0:01	SSA2	0.00809	0.61700	Oversupply
2/21/2020 9:04	0:01	SSA3	0.01086	0.68200	Oversupply
2/21/2020 9:04	0:01	SSA2	0.00809	0.60600	Oversupply
2/21/2020 9:04	0:01	SSA3	0.00978	0.86600	Oversupply
2/21/2020 9:05	0:01	SSA2	0.00809	0.58100	Oversupply
2/21/2020 9:05	0:01	SSA3	0.00999	0.40700	Oversupply
2/21/2020 9:06	0:01	SSA2	0.00809	0.04900	Oversupply
2/21/2020 9:06	0:01	SSA3	0.00999	0.11900	Oversupply
2/21/2020 9:06	0:01	SSA2	0.00809	0.15300	Oversupply
2/21/2020 9:07	0:01	SSA3	0.01043	0.23600	Oversupply
2/21/2020 9:07	0:01	SSA2	0.00809	0.22300	Oversupply
2/21/2020 9:07	0:01	SSA3	0.00978	0.47400	Oversupply
2/21/2020 9:08	0:01	SSA2	0.00809	0.32700	Oversupply
2/21/2020 9:08	0:01	SSA3	0.00999	0.56600	Oversupply
2/21/2020 9:09	0:01	SSA3	0.01021	0.90400	Oversupply
2/21/2020 9:09	0:01	SSA2	0.00809	0.31400	Oversupply
2/21/2020 9:10	0:01	SSA3	0.01021	1.29600	Oversupply
2/21/2020 9:10	0:01	SSA2	0.00809	0.57300	Oversupply
2/21/2020 9:11	0:01	SSA3	0.00978	1.75400	Oversupply
2/21/2020 9:18	0:01	SSA3	0.01584	1.85200	Oversupply
2/21/2020 9:18	0:01	SSA2	0.00829	0.62100	Oversupply
2/21/2020 9:19	0:01	SSA3	0.01584	0.99700	Oversupply
2/21/2020 9:19	0:01	SSA2	0.00829	0.35000	Oversupply
2/21/2020 9:20	0:01	SSA3	0.01584	0.18000	Oversupply
2/21/2020 9:20	0:01	SSA2	0.00829	0.05000	Oversupply
2/21/2020 9:21	0:01	SSA3	0.01584	0.65100	Oversupply
2/21/2020 9:21	5:08	SSA2	11.53145	0.05100	Oversupply
2/21/2020 9:21	0:01	SSA3	0.01619	0.00900	Oversupply
2/21/2020 9:22	5:07	BS250	Data not available	Data not available	Oversupply
2/21/2020 9:22	5:06	SSA3	13.68728	0.00500	Oversupply
2/21/2020 9:23	5:06	KWP11	40.01567337	10.22904205	Oversupply
2/21/2020 9:48	0:05	AWE	0.060194397	21	Oversupply
2/21/2020 10:04	4:16	AWE	43.46077647	21	Oversupply
2/21/2020 11:41	0:01	5A	Data not available	Data not available	Oversupply
2/21/2020 11:41	0:01	BS	Data not available	Data not available	Oversupply
2/21/2020 11:43	0:02	5A	Data not available	Data not available	Oversupply
2/21/2020 11:43	0:02	BS	Data not available	Data not available	Oversupply
2/21/2020 14:21	0:01	AWE	0.001407814	21	Oversupply
2/21/2020 14:29	0:01	SSA3	0.03529	0.03000	Oversupply



Maui Curtailment Report

February 2020

Start Date and Time	Duration (minutes)	IPP Curtailed	Estimated Curtailed MWH	Peak MW Curtailed	Reasons for Curtailment
2/21/2020 14:29	0:01	SSA2	0.03377	0.08700	Oversupply
2/21/2020 14:31	0:01	SSA2	0.01106	0.53400	Oversupply
2/21/2020 14:31	0:01	SSA3	0.00849	1.04400	Oversupply
2/21/2020 14:31	0:01	SSA2	0.01106	1.09300	Oversupply
2/21/2020 14:32	0:01	SSA3	0.00849	1.51300	Oversupply
2/21/2020 14:32	0:01	SSA2	0.01085	1.82400	Oversupply
2/21/2020 14:32	0:01	SSA3	0.00849	2.03300	Oversupply
2/21/2020 14:33	0:01	SSA2	0.01106	2.21200	Oversupply
2/21/2020 14:34	0:01	SSA3	0.00849	1.95500	Oversupply
2/21/2020 14:34	0:01	SSA2	0.01106	0.07400	Oversupply
2/21/2020 14:35	0:01	SSA2	0.01106	1.29600	Oversupply
2/21/2020 17:16	0:01	KWP11	0.000665304	0.03991821	Oversupply
2/22/2020 9:54	0:01	SSA3	0.00282	2.27100	Oversupply
2/22/2020 9:54	0:01	SSA2	0.00761	1.77200	Oversupply
2/22/2020 9:54	0:01	SSA3	0.00282	2.28300	Oversupply
2/22/2020 9:55	0:01	SSA2	0.00761	2.13500	Oversupply
2/22/2020 9:55	0:01	SSA3	0.00276	1.39700	Oversupply
2/22/2020 9:55	0:01	SSA2	0.00747	2.44100	Oversupply
2/22/2020 9:56	0:01	SSA3	0.00282	1.94600	Oversupply
2/22/2020 9:56	0:01	SSA2	0.00761	0.11800	Oversupply
2/22/2020 9:57	0:01	SSA3	0.00276	1.87100	Oversupply
2/22/2020 9:57	0:01	SSA2	0.00747	0.89400	Oversupply
2/22/2020 9:57	0:01	SSA3	0.00276	1.77500	Oversupply
2/22/2020 9:58	0:01	SSA2	0.00761	1.47500	Oversupply
2/22/2020 9:58	0:01	SSA3	0.00276	1.98400	Oversupply
2/22/2020 9:59	0:01	SSA2	0.00985	1.87800	Oversupply
2/22/2020 9:59	0:01	SSA3	0.00608	1.06400	Oversupply
2/22/2020 10:00	0:01	SSA2	0.01279	1.49100	Oversupply
2/22/2020 10:00	0:01	SSA3	0.01446	1.62900	Oversupply
2/22/2020 10:01	0:01	SSA3	0.01508	1.27300	Oversupply
2/22/2020 10:01	0:02	SSA2	0.02558	1.58700	Oversupply
2/22/2020 10:01	0:01	SSA3	0.01414	1.47300	Oversupply
2/22/2020 10:02	0:01	SSA3	0.01446	1.79200	Oversupply
2/22/2020 10:02	0:01	SSA2	0.01279	0.53000	Oversupply
2/22/2020 10:03	0:01	SSA3	0.01446	1.75500	Oversupply
2/22/2020 10:03	0:01	SSA2	0.01279	1.11200	Oversupply
2/22/2020 10:04	0:01	SSA3	0.01477	1.64500	Oversupply
2/22/2020 10:04	0:01	SSA2	0.01279	0.61800	Oversupply
2/22/2020 10:04	0:01	SSA3	0.01446	1.87000	Oversupply
2/22/2020 10:05	0:03	SSA2	0.03838	0.70900	Oversupply
2/22/2020 10:05	0:01	SSA3	0.01446	1.63500	Oversupply
2/22/2020 10:06	0:01	SSA3	0.01477	1.82100	Oversupply
2/22/2020 10:07	0:01	SSA3	0.01477	1.58900	Oversupply
2/22/2020 10:08	0:01	SSA3	0.01446	1.32300	Oversupply
2/22/2020 10:08	0:01	SSA2	0.01279	0.84700	Oversupply
2/22/2020 10:08	0:01	SSA3	0.01508	2.10500	Oversupply
2/22/2020 10:08	0:01	SSA2	0.01279	0.79700	Oversupply
2/22/2020 10:09	0:01	SSA3	0.01446	0.18600	Oversupply
2/22/2020 10:09	0:01	SSA2	0.01279	0.38300	Oversupply
2/22/2020 10:10	0:01	SSA3	0.01414	0.39300	Oversupply
2/22/2020 10:10	0:01	SSA2	0.01279	0.33700	Oversupply
2/22/2020 10:11	0:01	SSA3	0.01446	1.50900	Oversupply
2/22/2020 10:11	0:01	SSA2	0.01279	0.81800	Oversupply
2/22/2020 10:11	0:01	SSA3	0.01414	0.07700	Oversupply
2/22/2020 10:12	0:01	SSA2	0.01255	0.44900	Oversupply
2/22/2020 10:12	0:01	SSA3	0.01446	0.79200	Oversupply
2/22/2020 10:13	0:01	SSA2	0.01279	1.24400	Oversupply
2/22/2020 10:13	0:01	SSA3	0.01446	0.78600	Oversupply
2/22/2020 10:14	0:01	SSA2	0.01279	1.05400	Oversupply
2/22/2020 10:14	0:01	SSA3	0.01446	0.96600	Oversupply
2/22/2020 10:14	0:01	SSA3	0.02419	0.71700	Oversupply
2/22/2020 10:14	0:01	SSA2	0.02135	0.09600	Oversupply
2/22/2020 10:15	0:01	SSA3	0.02819	0.51100	Oversupply
2/22/2020 10:15	0:01	SSA2	0.01695	0.53800	Oversupply
2/22/2020 10:16	0:01	SSA3	0.02758	0.39400	Oversupply
2/22/2020 10:16	0:01	SSA2	0.01695	0.19800	Oversupply
2/22/2020 10:17	0:01	SSA3	0.02881	0.37600	Oversupply
2/22/2020 10:17	0:01	SSA2	0.01695	0.21800	Oversupply
2/22/2020 10:17	0:01	SSA3	0.02758	0.45400	Oversupply
2/22/2020 10:18	0:01	SSA2	0.01695	0.21400	Oversupply
2/22/2020 10:18	0:01	SSA3	0.02819	0.31500	Oversupply
2/22/2020 10:19	0:05	BS250	Data not available	Data not available	Oversupply
2/22/2020 10:19	0:01	SSA2	0.01695	0.03800	Oversupply



Maui Curtailment Report

February 2020

Start Date and Time	Duration (minutes)	IPP Curtailed	Estimated Curtailed MWH	Peak MW Curtailed	Reasons for Curtailment
2/22/2020 10:19	0:01	SSA3	0.02819	0.10400	Oversupply
2/22/2020 10:20	0:03	SSA2	0.06779	0.09800	Oversupply
2/22/2020 10:20	0:01	SSA3	0.02942	0.09800	Oversupply
2/22/2020 10:21	0:03	SSA3	0.11400	0.08400	Oversupply
2/22/2020 10:22	0:02	AWE	0.008814335	21	Oversupply
2/22/2020 10:23	0:01	SSA2	0.01695	-0.00200	Oversupply
2/22/2020 10:24	0:01	SSA3	0.02819	0.00500	Oversupply
2/22/2020 10:24	0:01	SSA2	0.01695	-0.00200	Oversupply
2/22/2020 10:24	0:01	SSA3	0.02819	0.10900	Oversupply
2/22/2020 10:25	0:01	SSA2	0.01695	0.10600	Oversupply
2/22/2020 10:25	0:01	SSA3	0.02881	0.16300	Oversupply
2/22/2020 10:26	0:01	SSA2	0.01695	-0.00100	Oversupply
2/22/2020 10:26	0:01	SSA3	0.02819	0.33100	Oversupply
2/22/2020 10:27	0:01	SSA2	0.01695	0.45700	Oversupply
2/22/2020 10:27	0:01	SSA3	0.02881	0.62400	Oversupply
2/22/2020 10:27	0:01	SSA2	0.01630	0.61600	Oversupply
2/22/2020 10:28	0:01	SSA3	0.02881	0.64700	Oversupply
2/22/2020 10:28	0:01	SSA3	0.02819	0.96300	Oversupply
2/22/2020 10:28	0:01	SSA2	0.01695	1.09000	Oversupply
2/22/2020 10:29	0:01	SSA3	0.02447	0.87400	Oversupply
2/22/2020 10:29	0:01	SSA2	0.01282	0.24800	Oversupply
2/22/2020 10:30	0:01	SSA3	0.02098	0.91700	Oversupply
2/22/2020 10:30	0:01	SSA2	0.01765	0.44000	Oversupply
2/22/2020 10:31	0:01	SSA3	0.01966	1.09600	Oversupply
2/22/2020 10:31	0:01	SSA2	0.01765	1.21600	Oversupply
2/22/2020 10:31	0:01	SSA3	0.02010	0.83100	Oversupply
2/22/2020 10:32	0:01	SSA2	0.01765	0.53000	Oversupply
2/22/2020 10:32	0:01	SSA3	0.01966	1.97300	Oversupply
2/22/2020 10:33	0:01	SSA2	0.01765	0.91900	Oversupply
2/22/2020 10:33	0:01	SSA3	0.02010	1.34400	Oversupply
2/22/2020 10:34	0:01	SSA2	0.01765	0.90400	Oversupply
2/22/2020 10:34	0:01	SSA3	0.02010	1.92400	Oversupply
2/22/2020 10:34	0:01	SSA2	0.01765	0.52300	Oversupply
2/22/2020 10:34	0:01	SSA3	0.02010	1.41800	Oversupply
2/22/2020 10:35	0:01	SSA3	0.02054	1.87700	Oversupply
2/22/2020 10:35	0:01	SSA2	0.01765	0.58300	Oversupply
2/22/2020 10:36	0:01	SSA3	0.02054	1.25400	Oversupply
2/22/2020 10:36	0:01	SSA2	0.01765	0.46800	Oversupply
2/22/2020 10:37	0:01	SSA3	0.02010	1.11100	Oversupply
2/22/2020 10:37	0:01	SSA2	0.01765	0.38900	Oversupply
2/22/2020 10:38	0:01	SSA3	0.02054	1.16700	Oversupply
2/22/2020 10:38	0:01	SSA2	0.01765	0.43500	Oversupply
2/22/2020 10:38	0:01	SSA3	0.02054	0.17600	Oversupply
2/22/2020 10:39	0:01	SSA2	0.01765	0.52800	Oversupply
2/22/2020 10:39	0:01	SSA3	0.01966	0.77600	Oversupply
2/22/2020 10:40	0:01	SSA2	0.01765	0.82700	Oversupply
2/22/2020 10:40	0:01	SSA3	0.02054	0.43300	Oversupply
2/22/2020 10:40	0:01	SSA2	0.01765	0.20600	Oversupply
2/22/2020 10:41	0:01	SSA3	0.02054	0.32400	Oversupply
2/22/2020 10:41	0:01	SSA2	0.01765	0.79400	Oversupply
2/22/2020 10:41	0:01	SSA3	0.02010	1.59100	Oversupply
2/22/2020 10:42	0:01	SSA2	0.01731	1.12700	Oversupply
2/22/2020 10:42	0:01	SSA3	0.02054	1.17300	Oversupply
2/22/2020 10:43	0:01	SSA3	0.02054	0.98800	Oversupply
2/22/2020 10:43	0:01	SSA2	0.01765	0.38500	Oversupply
2/22/2020 10:44	0:01	SSA3	0.01979	0.96400	Oversupply
2/22/2020 10:44	0:01	SSA2	0.01312	0.91000	Oversupply
2/22/2020 10:45	0:01	SSA3	0.00757	1.67400	Oversupply
2/22/2020 10:45	0:01	SSA2	0.00730	1.57800	Oversupply
2/22/2020 10:45	0:01	SSA3	0.00774	1.86700	Oversupply
2/22/2020 10:46	0:01	SSA2	0.00730	1.36900	Oversupply
2/22/2020 10:48	0:01	SSA2	0.00730	1.76600	Oversupply
2/22/2020 10:48	0:01	SSA3	0.00757	2.71000	Oversupply
2/22/2020 10:52	0:01	SSA2	0.00730	2.24100	Oversupply
2/22/2020 10:52	0:01	SSA3	0.00774	2.73900	Oversupply
2/22/2020 10:53	0:01	SSA3	0.00757	2.74100	Oversupply
2/22/2020 10:54	0:01	SSA3	0.00774	2.74200	Oversupply
2/22/2020 10:55	0:01	SSA3	0.00757	0.10900	Oversupply
2/22/2020 10:56	0:01	SSA2	0.00730	2.74700	Oversupply
2/22/2020 10:56	0:01	SSA3	0.00774	1.06900	Oversupply
2/22/2020 10:57	0:01	SSA2	0.00730	1.76700	Oversupply
2/22/2020 10:57	0:01	SSA3	0.00807	2.62400	Oversupply
2/22/2020 10:58	0:01	SSA2	0.00702	2.83000	Oversupply



Maui Curtailment Report

February 2020

Start Date and Time	Duration (minutes)	IPP Curtailed	Estimated Curtailed MWH	Peak MW Curtailed	Reasons for Curtailment
2/22/2020 10:58	0:01	SSA3	0.00757	2.04500	Oversupply
2/22/2020 10:59	0:01	SSA3	0.00757	2.65800	Oversupply
2/22/2020 10:59	0:01	SSA2	0.00730	1.67500	Oversupply
2/22/2020 11:01	0:01	SSA2	0.01659	1.31000	Oversupply
2/22/2020 11:02	0:01	SSA3	0.01413	2.80200	Oversupply
2/22/2020 11:02	0:01	SSA2	0.01659	1.83300	Oversupply
2/22/2020 11:02	0:01	SSA3	0.01383	1.13300	Oversupply
2/22/2020 11:03	0:01	SSA2	0.01659	1.55300	Oversupply
2/22/2020 11:03	0:01	SSA3	0.01382	0.20100	Oversupply
2/22/2020 11:04	0:01	SSA2	0.01659	1.19200	Oversupply
2/22/2020 11:04	0:01	SSA3	0.01413	1.27400	Oversupply
2/22/2020 11:05	0:01	SSA2	0.01659	2.02000	Oversupply
2/22/2020 11:05	0:01	SSA3	0.01444	2.81300	Oversupply
2/22/2020 11:05	0:01	SSA3	0.01444	1.12200	Oversupply
2/22/2020 11:06	0:01	SSA2	0.01659	2.08900	Oversupply
2/22/2020 11:06	0:01	SSA3	0.01413	1.51600	Oversupply
2/22/2020 11:06	0:01	SSA2	0.01659	1.29900	Oversupply
2/22/2020 11:07	0:01	SSA3	0.01382	2.11700	Oversupply
2/22/2020 11:07	0:01	SSA2	0.01659	2.97900	Oversupply
2/22/2020 11:08	0:01	SSA3	0.01413	1.28100	Oversupply
2/22/2020 11:08	0:01	SSA2	0.01659	0.69900	Oversupply
2/22/2020 11:09	0:01	SSA3	0.01413	1.83100	Oversupply
2/22/2020 11:09	0:01	SSA2	0.01659	1.23200	Oversupply
2/22/2020 11:09	0:01	SSA3	0.01382	1.74100	Oversupply
2/22/2020 11:10	0:01	SSA2	0.01659	1.85500	Oversupply
2/22/2020 11:10	0:01	SSA3	0.01413	1.81200	Oversupply
2/22/2020 11:11	0:01	SSA2	0.01659	1.84600	Oversupply
2/22/2020 11:11	0:01	SSA3	0.01413	1.92500	Oversupply
2/22/2020 11:12	0:01	SSA3	0.01382	1.62000	Oversupply
2/22/2020 11:12	0:01	SSA2	0.01659	1.25000	Oversupply
2/22/2020 11:12	0:01	SSA3	0.01413	1.41100	Oversupply
2/22/2020 11:12	0:01	SSA2	0.01659	0.40700	Oversupply
2/22/2020 11:13	0:01	SSA3	0.01413	1.63900	Oversupply
2/22/2020 11:13	0:01	SSA2	0.01659	1.69300	Oversupply
2/22/2020 11:14	0:01	SSA3	0.01400	1.43200	Oversupply
2/22/2020 11:14	0:01	SSA2	0.01615	1.00000	Oversupply
2/22/2020 11:15	0:01	SSA3	0.01577	1.12300	Oversupply
2/22/2020 11:15	0:01	SSA2	0.01599	2.06300	Oversupply
2/22/2020 11:15	0:01	SSA3	0.01577	2.42300	Oversupply
2/22/2020 11:17	0:01	SSA3	0.01542	2.86500	Oversupply
2/22/2020 11:18	0:01	SSA3	0.01577	2.15600	Oversupply
2/22/2020 11:18	0:01	SSA2	0.01568	1.36300	Oversupply
2/22/2020 11:18	0:01	SSA3	0.01577	0.09500	Oversupply
2/22/2020 11:19	0:01	SSA2	0.01599	1.13600	Oversupply
2/22/2020 11:19	0:01	SSA3	0.01542	1.04600	Oversupply
2/22/2020 11:19	0:01	SSA2	0.01599	1.40800	Oversupply
2/22/2020 11:20	0:01	SSA3	0.01542	2.08700	Oversupply
2/22/2020 11:20	0:01	SSA2	0.01599	0.60500	Oversupply
2/22/2020 11:21	0:01	SSA3	0.01577	1.02200	Oversupply
2/22/2020 11:21	0:01	SSA2	0.01599	1.26800	Oversupply
2/22/2020 11:21	0:01	SSA3	0.01577	1.49900	Oversupply
2/22/2020 11:22	0:01	SSA2	0.01599	1.50600	Oversupply
2/22/2020 11:22	0:01	SSA3	0.01542	1.35700	Oversupply
2/22/2020 11:23	0:01	SSA2	0.01599	1.78600	Oversupply
2/22/2020 11:23	0:01	SSA3	0.01577	1.71200	Oversupply
2/22/2020 11:24	0:01	SSA2	0.01599	1.48200	Oversupply
2/22/2020 11:24	0:01	SSA3	0.01577	1.44900	Oversupply
2/22/2020 11:24	0:01	SSA3	0.01543	1.85200	Oversupply
2/22/2020 11:25	0:01	SSA2	0.01599	1.82700	Oversupply
2/22/2020 11:25	0:01	SSA3	0.01577	1.51100	Oversupply
2/22/2020 11:25	0:01	SSA2	0.01599	2.22700	Oversupply
2/22/2020 11:26	0:01	SSA3	0.01577	2.02700	Oversupply
2/22/2020 11:26	0:01	SSA2	0.01599	1.73600	Oversupply
2/22/2020 11:27	0:01	SSA3	0.01543	1.69600	Oversupply
2/22/2020 11:27	0:01	SSA2	0.01599	1.39200	Oversupply
2/22/2020 11:28	0:01	SSA3	0.01577	1.57900	Oversupply
2/22/2020 11:28	0:01	SSA2	0.01599	1.77700	Oversupply
2/22/2020 11:28	0:01	SSA3	0.01543	2.39600	Oversupply
2/22/2020 11:29	0:01	SSA2	0.01828	1.49300	Oversupply
2/22/2020 11:29	0:01	SSA3	0.01723	1.96800	Oversupply
2/22/2020 11:30	0:01	SSA2	0.02176	1.67800	Oversupply
2/22/2020 11:30	0:01	SSA3	0.01950	2.84600	Oversupply
2/22/2020 11:31	0:01	SSA3	0.01992	1.66800	Oversupply



Maui Curtailment Report

February 2020

Start Date and Time	Duration (minutes)	IPP Curtailed	Estimated Curtailed MWH	Peak MW Curtailed	Reasons for Curtailment
2/22/2020 11:31	0:01	SSA2	0.02176	1.98600	Oversupply
2/22/2020 11:31	0:01	SSA3	0.01992	1.50500	Oversupply
2/22/2020 11:32	0:01	SSA2	0.02176	1.69400	Oversupply
2/22/2020 11:32	0:01	SSA3	0.01950	2.13800	Oversupply
2/22/2020 11:32	0:01	SSA2	0.02092	0.64200	Oversupply
2/22/2020 11:33	0:01	SSA3	0.01992	1.95800	Oversupply
2/22/2020 11:33	0:01	SSA2	0.02176	0.46200	Oversupply
2/22/2020 11:34	0:01	SSA3	0.01992	1.61000	Oversupply
2/22/2020 11:34	0:01	SSA2	0.02176	1.99400	Oversupply
2/22/2020 11:34	0:01	SSA3	0.01907	1.16400	Oversupply
2/22/2020 11:35	0:01	SSA2	0.02176	1.16500	Oversupply
2/22/2020 11:35	0:01	SSA3	0.01907	0.62900	Oversupply
2/22/2020 11:36	0:01	SSA2	0.02176	1.09400	Oversupply
2/22/2020 11:36	0:01	SSA3	0.01992	1.66500	Oversupply
2/22/2020 11:37	0:01	SSA2	0.02176	1.24100	Oversupply
2/22/2020 11:37	0:01	SSA3	0.01950	1.50300	Oversupply
2/22/2020 11:38	0:01	SSA3	0.01992	0.35400	Oversupply
2/22/2020 11:38	0:01	SSA2	0.02176	0.10700	Oversupply
2/22/2020 11:38	0:01	SSA3	0.01992	0.58900	Oversupply
2/22/2020 11:38	0:01	SSA2	0.02176	0.41700	Oversupply
2/22/2020 11:39	0:01	SSA3	0.01950	0.62600	Oversupply
2/22/2020 11:39	0:01	SSA2	0.02176	0.50000	Oversupply
2/22/2020 11:40	0:01	SSA3	0.01950	1.19900	Oversupply
2/22/2020 11:40	0:01	SSA2	0.02176	0.70200	Oversupply
2/22/2020 11:41	0:01	SSA3	0.01992	0.95900	Oversupply
2/22/2020 11:41	0:01	SSA2	0.02176	0.62500	Oversupply
2/22/2020 11:41	0:01	SSA3	0.02077	1.08500	Oversupply
2/22/2020 11:42	0:01	SSA2	0.02176	1.24900	Oversupply
2/22/2020 11:42	0:01	SSA3	0.01907	0.78000	Oversupply
2/22/2020 11:43	0:01	SSA2	0.02176	1.42400	Oversupply
2/22/2020 11:43	0:01	SSA3	0.01950	1.66400	Oversupply
2/22/2020 11:44	0:01	SSA2	0.02176	1.08300	Oversupply
2/22/2020 11:44	0:01	SSA3	0.01950	2.20300	Oversupply
2/22/2020 11:44	0:01	SSA2	0.00976	2.01600	Oversupply
2/22/2020 11:45	0:01	SSA3	0.01025	1.56900	Oversupply
2/22/2020 11:45	0:01	SSA3	0.01002	1.59600	Oversupply
2/22/2020 11:45	0:01	SSA2	0.01349	0.74200	Oversupply
2/22/2020 11:46	0:01	SSA3	0.01002	2.32500	Oversupply
2/22/2020 11:46	0:01	SSA2	0.01349	1.87200	Oversupply
2/22/2020 11:47	0:01	SSA3	0.01002	2.01700	Oversupply
2/22/2020 11:47	0:01	SSA2	0.01349	2.46000	Oversupply
2/22/2020 11:48	0:01	SSA3	0.01047	2.31700	Oversupply
2/22/2020 11:48	0:01	SSA2	0.01323	1.93400	Oversupply
2/22/2020 11:49	0:01	SSA3	0.01002	2.22100	Oversupply
2/22/2020 11:50	0:01	SSA2	0.01349	2.45000	Oversupply
2/22/2020 11:50	0:01	SSA3	0.01002	2.66700	Oversupply
2/22/2020 11:51	0:01	SSA2	0.01349	1.89000	Oversupply
2/22/2020 11:51	0:01	SSA3	0.01003	1.98800	Oversupply
2/22/2020 11:51	0:01	SSA3	0.01025	2.93500	Oversupply
2/22/2020 11:51	0:01	SSA2	0.01349	1.19900	Oversupply
2/22/2020 11:52	0:01	SSA3	0.01003	1.42300	Oversupply
2/22/2020 11:52	0:01	SSA2	0.01349	1.77600	Oversupply
2/22/2020 11:53	0:01	SSA3	0.01025	2.19100	Oversupply
2/22/2020 11:53	0:01	SSA2	0.01349	1.88300	Oversupply
2/22/2020 11:54	0:01	SSA3	0.01025	1.59400	Oversupply
2/22/2020 11:54	0:01	SSA2	0.01349	1.37100	Oversupply
2/22/2020 11:54	0:01	SSA3	0.01047	1.83800	Oversupply
2/22/2020 11:55	0:01	SSA2	0.01349	1.92300	Oversupply
2/22/2020 11:55	0:01	SSA3	0.01002	2.09400	Oversupply
2/22/2020 11:56	0:01	SSA2	0.01349	2.15400	Oversupply
2/22/2020 11:56	0:01	SSA3	0.01025	2.57400	Oversupply
2/22/2020 11:57	0:01	SSA2	0.01349	1.69900	Oversupply
2/22/2020 11:57	0:01	SSA3	0.01025	2.47500	Oversupply
2/22/2020 11:57	0:01	SSA3	0.01025	2.07200	Oversupply
2/22/2020 11:57	0:01	SSA2	0.01349	2.61100	Oversupply
2/22/2020 11:58	0:01	KWPll	0.000232856	0.013971374	Oversupply
2/22/2020 11:58	0:01	SSA3	0.01002	2.68800	Oversupply
2/22/2020 11:58	0:01	SSA2	0.01349	2.30600	Oversupply
2/22/2020 11:59	0:01	SSA3	0.00866	2.08100	Oversupply
2/22/2020 11:59	0:01	SSA2	0.00762	2.48600	Oversupply
2/22/2020 12:06	0:01	SSA3	0.00453	2.89500	Oversupply
2/22/2020 12:06	0:01	SSA2	0.00425	2.89700	Oversupply
2/22/2020 12:07	0:01	SSA3	0.00463	2.14000	Oversupply



Maui Curtailment Report

February 2020

Start Date and Time	Duration (minutes)	IPP Curtailed	Estimated Curtailed MWH	Peak MW Curtailed	Reasons for Curtailment
2/22/2020 12:07	0:01	SSA2	0.00425	1.71200	Oversupply
2/22/2020 12:08	0:01	SSA3	0.00463	2.95400	Oversupply
2/22/2020 12:09	0:01	SSA2	0.00425	2.75000	Oversupply
2/22/2020 12:09	0:01	SSA3	0.00463	2.59500	Oversupply
2/22/2020 12:11	0:01	SSA3	0.00483	2.93300	Oversupply
2/22/2020 12:11	0:01	SSA2	0.00425	2.88800	Oversupply
2/22/2020 12:12	0:01	SSA3	0.00463	2.37900	Oversupply
2/22/2020 12:12	0:01	SSA2	0.00425	2.41500	Oversupply
2/22/2020 12:13	0:01	SSA3	0.00463	1.44800	Oversupply
2/22/2020 12:13	0:01	SSA2	0.00425	1.83000	Oversupply
2/22/2020 12:13	0:01	SSA3	0.00452	0.96400	Oversupply
2/22/2020 12:14	0:01	SSA2	0.01173	0.93600	Oversupply
2/22/2020 12:14	0:01	SSA3	0.01553	1.27000	Oversupply
2/22/2020 12:15	0:01	SSA2	0.02586	1.23500	Oversupply
2/22/2020 12:15	0:01	SSA3	0.02338	0.95200	Oversupply
2/22/2020 12:16	0:01	SSA2	0.02586	1.38600	Oversupply
2/22/2020 12:16	0:01	SSA3	0.02287	1.01000	Oversupply
2/22/2020 12:16	0:01	SSA3	0.02389	0.54000	Oversupply
2/22/2020 12:17	0:01	SSA2	0.02586	0.76100	Oversupply
2/22/2020 12:17	0:01	SSA3	0.02287	1.43400	Oversupply
2/22/2020 12:17	0:01	SSA2	0.02486	1.89300	Oversupply
2/22/2020 12:18	0:01	SSA3	0.02338	1.12500	Oversupply
2/22/2020 12:18	0:01	SSA2	0.02586	1.18300	Oversupply
2/22/2020 12:19	0:01	SSA3	0.02287	1.59600	Oversupply
2/22/2020 12:19	0:01	SSA2	0.02586	1.65400	Oversupply
2/22/2020 12:20	0:01	SSA3	0.02338	1.07300	Oversupply
2/22/2020 12:20	0:01	SSA2	0.02586	1.12200	Oversupply
2/22/2020 12:20	0:01	SSA3	0.02338	1.50800	Oversupply
2/22/2020 12:21	0:01	SSA2	0.02586	0.93400	Oversupply
2/22/2020 12:21	0:01	SSA3	0.02287	1.01900	Oversupply
2/22/2020 12:22	0:01	SSA2	0.02586	0.35700	Oversupply
2/22/2020 12:22	0:01	SSA3	0.02338	1.08000	Oversupply
2/22/2020 12:23	0:01	SSA2	0.02586	0.34200	Oversupply
2/22/2020 12:23	0:01	SSA3	0.02288	0.47500	Oversupply
2/22/2020 12:23	0:01	SSA3	0.04575	0.75700	Oversupply
2/22/2020 12:23	0:01	SSA2	0.02586	0.63700	Oversupply
2/22/2020 12:24	0:01	SSA2	0.02586	0.91100	Oversupply
2/22/2020 12:25	0:01	SSA3	0.02338	0.85000	Oversupply
2/22/2020 12:25	0:01	SSA2	0.02586	0.68200	Oversupply
2/22/2020 12:26	0:01	SSA3	0.02338	0.96300	Oversupply
2/22/2020 12:26	0:01	SSA2	0.02586	1.22900	Oversupply
2/22/2020 12:26	0:01	SSA3	0.02287	1.38300	Oversupply
2/22/2020 12:27	0:01	SSA2	0.02586	1.16800	Oversupply
2/22/2020 12:27	0:01	SSA3	0.02338	1.42900	Oversupply
2/22/2020 12:28	0:01	SSA2	0.02586	1.66600	Oversupply
2/22/2020 12:28	0:01	SSA3	0.02338	1.54500	Oversupply
2/22/2020 12:29	0:01	SSA2	0.02586	0.75200	Oversupply
2/22/2020 12:29	0:01	SSA3	0.02287	1.05000	Oversupply
2/22/2020 12:29	0:01	SSA3	0.01593	1.31700	Oversupply
2/22/2020 12:30	0:01	SSA2	0.01113	1.31600	Oversupply
2/22/2020 12:30	0:01	SSA3	0.01459	0.99300	Oversupply
2/22/2020 12:30	0:01	SSA2	0.01113	0.85000	Oversupply
2/22/2020 12:31	0:01	SSA3	0.01459	1.36400	Oversupply
2/22/2020 12:31	0:01	SSA2	0.01113	0.79900	Oversupply
2/22/2020 12:32	0:01	SSA3	0.01427	1.02600	Oversupply
2/22/2020 12:32	0:01	SSA2	0.01113	0.76700	Oversupply
2/22/2020 12:32	0:01	SSA3	0.01427	0.48700	Oversupply
2/22/2020 12:33	0:01	SSA2	0.01113	0.69800	Oversupply
2/22/2020 12:33	0:01	SSA3	0.01459	1.61200	Oversupply
2/22/2020 12:34	0:01	SSA2	0.01113	0.82000	Oversupply
2/22/2020 12:34	0:01	SSA3	0.01459	0.59900	Oversupply
2/22/2020 12:35	0:01	SSA2	0.01113	0.59500	Oversupply
2/22/2020 12:35	0:01	SSA3	0.01491	1.08200	Oversupply
2/22/2020 12:36	0:01	SSA3	0.01427	2.23700	Oversupply
2/22/2020 12:36	0:01	SSA2	0.01113	0.55100	Oversupply
2/22/2020 12:36	0:01	SSA3	0.01491	1.01000	Oversupply
2/22/2020 12:36	0:01	SSA2	0.01113	0.53700	Oversupply
2/22/2020 12:37	0:01	SSA3	0.01459	1.98100	Oversupply
2/22/2020 12:38	0:01	SSA2	0.01113	1.80200	Oversupply
2/22/2020 12:39	0:01	SSA3	0.01459	2.62700	Oversupply
2/22/2020 12:39	0:01	SSA2	0.01113	1.55000	Oversupply
2/22/2020 12:39	0:01	SSA3	0.01427	1.37900	Oversupply
2/22/2020 12:40	0:01	SSA2	0.01113	1.62200	Oversupply



Maui Curtailment Report

February 2020

Start Date and Time	Duration (minutes)	IPP Curtailed	Estimated Curtailed MWH	Peak MW Curtailed	Reasons for Curtailment
2/22/2020 12:40	0:01	SSA3	0.01459	2.25900	Oversupply
2/22/2020 12:41	0:01	SSA3	0.01459	2.42300	Oversupply
2/22/2020 12:42	0:01	SSA3	0.01491	2.28600	Oversupply
2/22/2020 12:42	0:01	SSA2	0.01113	1.07800	Oversupply
2/22/2020 12:42	0:01	SSA3	0.01491	2.24200	Oversupply
2/22/2020 12:43	0:01	SSA2	0.01091	0.66600	Oversupply
2/22/2020 12:43	0:01	SSA3	0.01459	2.60300	Oversupply
2/22/2020 12:45	0:01	SSA2	0.00656	1.35400	Oversupply
2/22/2020 12:46	0:01	SSA2	0.00656	2.38100	Oversupply
2/22/2020 12:46	0:01	SSA3	0.00112	2.76300	Oversupply
2/22/2020 12:47	0:01	SSA2	0.00656	2.02100	Oversupply
2/22/2020 12:47	0:01	SSA3	0.00118	1.86400	Oversupply
2/22/2020 12:48	0:01	SSA2	0.00656	2.48500	Oversupply
2/22/2020 13:36	0:01	SSA3	0.01162	2.84200	Oversupply
2/22/2020 13:36	0:01	SSA2	0.01326	2.73700	Oversupply
2/22/2020 13:37	0:01	SSA3	0.01137	2.08900	Oversupply
2/22/2020 13:37	0:01	SSA2	0.01326	1.34200	Oversupply
2/22/2020 13:38	0:01	SSA3	0.01162	1.79700	Oversupply
2/22/2020 13:38	0:01	SSA2	0.01326	2.04600	Oversupply
2/22/2020 13:38	0:01	SSA3	0.01162	2.04600	Oversupply
2/22/2020 13:39	0:01	SSA2	0.01326	1.88300	Oversupply
2/22/2020 13:39	0:01	SSA3	0.01137	2.03200	Oversupply
2/22/2020 13:40	0:01	SSA2	0.01326	0.63600	Oversupply
2/22/2020 13:40	0:01	SSA3	0.01162	0.08700	Oversupply
2/22/2020 13:40	0:01	SSA2	0.01300	0.51300	Oversupply
2/22/2020 13:41	0:01	SSA3	0.01162	0.64000	Oversupply
2/22/2020 13:41	0:01	SSA2	0.01326	1.34400	Oversupply
2/22/2020 13:41	0:01	SSA3	0.01137	1.31800	Oversupply
2/22/2020 13:42	0:01	SSA2	0.01326	0.20900	Oversupply
2/22/2020 13:42	0:01	SSA3	0.01162	1.22600	Oversupply
2/22/2020 13:43	0:01	SSA3	0.01162	0.23300	Oversupply
2/22/2020 13:43	0:01	SSA2	0.01300	0.35000	Oversupply
2/22/2020 13:44	0:01	SSA3	0.01073	0.77600	Oversupply
2/22/2020 13:44	0:01	SSA2	0.01477	0.71000	Oversupply
2/22/2020 13:45	0:01	SSA3	0.00410	1.55400	Oversupply
2/22/2020 13:45	0:01	SSA2	0.00434	0.99200	Oversupply
2/22/2020 13:45	0:01	SSA3	0.00401	1.95500	Oversupply
2/22/2020 13:46	0:01	SSA2	0.00434	1.10300	Oversupply
2/22/2020 13:46	0:01	SSA3	0.00401	1.57200	Oversupply
2/22/2020 13:47	0:01	SSA2	0.00434	1.22000	Oversupply
2/22/2020 13:47	0:01	SSA3	0.00410	2.54200	Oversupply
2/22/2020 13:47	0:01	SSA2	0.00434	1.64800	Oversupply
2/22/2020 13:48	0:01	SSA3	0.00410	1.53400	Oversupply
2/22/2020 14:00	0:01	SSA3	0.00064	2.87700	Oversupply
2/22/2020 14:21	0:01	SSA3	0.00887	2.82100	Oversupply
2/22/2020 14:21	0:01	SSA2	0.01268	2.64800	Oversupply
2/22/2020 14:22	0:01	SSA3	0.00906	1.20500	Oversupply
2/22/2020 14:22	0:01	SSA2	0.01268	2.10700	Oversupply
2/22/2020 14:23	0:01	SSA3	0.00887	1.05200	Oversupply
2/22/2020 14:23	0:01	SSA2	0.01268	1.79500	Oversupply
2/22/2020 14:23	0:01	SSA3	0.00906	1.42900	Oversupply
2/22/2020 14:24	0:01	SSA2	0.01268	1.03700	Oversupply
2/22/2020 14:24	0:01	SSA3	0.00906	1.09900	Oversupply
2/22/2020 14:25	0:01	SSA2	0.01268	0.66600	Oversupply
2/22/2020 14:25	0:01	SSA3	0.00887	1.39000	Oversupply
2/22/2020 14:25	0:01	SSA2	0.01268	1.08500	Oversupply
2/22/2020 14:26	0:01	SSA3	0.00887	1.41000	Oversupply
2/22/2020 14:26	0:01	SSA2	0.01268	0.18000	Oversupply
2/22/2020 14:26	0:01	SSA3	0.00906	1.59500	Oversupply
2/22/2020 14:27	0:01	SSA2	0.01268	0.99800	Oversupply
2/22/2020 14:27	0:01	SSA3	0.00887	2.36900	Oversupply
2/22/2020 14:28	0:01	SSA3	0.00906	2.11900	Oversupply
2/22/2020 14:28	0:01	SSA2	0.01219	1.02600	Oversupply
2/22/2020 14:29	0:01	SSA3	0.00898	2.12300	Oversupply
2/22/2020 14:29	0:01	SSA2	0.01204	1.57600	Oversupply
2/22/2020 14:30	0:01	SSA3	0.00658	2.01000	Oversupply
2/22/2020 14:30	0:01	SSA2	0.00804	2.10500	Oversupply
2/22/2020 14:30	0:01	SSA3	0.00672	1.46100	Oversupply
2/22/2020 14:32	0:01	SSA2	0.00804	1.49800	Oversupply
2/22/2020 14:32	0:01	SSA2	0.00804	1.93300	Oversupply
2/22/2020 14:33	0:01	SSA3	0.00672	2.72900	Oversupply
2/22/2020 14:33	0:01	SSA2	0.00804	0.32400	Oversupply
2/22/2020 14:33	0:01	SSA3	0.00672	0.49000	Oversupply



Maui Curtailment Report

February 2020

Start Date and Time	Duration (minutes)	IPP Curtailed	Estimated Curtailed MWH	Peak MW Curtailed	Reasons for Curtailment
2/22/2020 14:34	0:01	SSA2	0.00804	1.55900	Oversupply
2/22/2020 14:34	0:01	SSA3	0.00658	0.39800	Oversupply
2/22/2020 14:35	0:01	SSA2	0.00804	1.60300	Oversupply
2/22/2020 14:35	0:01	SSA3	0.00715	1.89400	Oversupply
2/22/2020 14:37	0:01	SSA3	0.00658	2.66900	Oversupply
2/22/2020 14:38	0:01	SSA2	0.00804	1.75300	Oversupply
2/22/2020 14:38	0:01	SSA3	0.00672	2.68800	Oversupply
2/22/2020 14:38	0:01	SSA2	0.00804	2.91100	Oversupply
2/22/2020 14:39	0:01	SSA3	0.00672	2.27000	Oversupply
2/22/2020 14:39	0:01	SSA2	0.00804	2.18500	Oversupply
2/22/2020 14:40	0:01	SSA3	0.00644	2.65600	Oversupply
2/23/2020 10:08	0:01	AWE	0.001666667	0.100000001	Oversupply
2/23/2020 11:43	0:01	SSA3	0.00115	2.90600	Oversupply
2/23/2020 12:00	0:01	SSA3	0.00285	2.90600	Oversupply
2/23/2020 12:03	0:01	SSA3	0.00279	2.32600	Oversupply
2/23/2020 12:03	0:01	SSA2	0.00425	1.94200	Oversupply
2/23/2020 12:03	0:01	SSA3	0.00279	2.83100	Oversupply
2/23/2020 12:05	0:01	SSA3	0.00279	2.76500	Oversupply
2/23/2020 12:05	0:01	SSA2	0.00425	2.28800	Oversupply
2/23/2020 12:06	0:01	SSA3	0.00285	2.42600	Oversupply
2/23/2020 12:08	0:01	SSA2	0.00425	2.00300	Oversupply
2/23/2020 12:08	0:01	SSA3	0.00285	2.86000	Oversupply
2/23/2020 12:09	0:01	SSA2	0.00425	2.91400	Oversupply
2/23/2020 12:34	0:01	SSA3	0.00013	2.88400	Oversupply
2/23/2020 12:34	0:01	SSA3	0.00013	2.82300	Oversupply
2/23/2020 12:34	0:01	SSA2	0.00147	2.78600	Oversupply
2/23/2020 12:35	0:01	SSA3	0.00013	2.64000	Oversupply
2/23/2020 18:05	0:01	KWPHI	3.32652E-05	0.001995911	Oversupply
2/24/2020 11:15	0:01	SSA3	0.01187	2.74300	Oversupply
2/24/2020 11:16	0:01	SSA2	0.01435	2.81800	Oversupply
2/24/2020 11:16	0:01	SSA3	0.01213	2.51200	Oversupply
2/24/2020 11:21	0:01	SSA2	0.01435	2.85900	Oversupply
2/24/2020 11:21	0:01	SSA3	0.01187	1.53700	Oversupply
2/24/2020 11:22	0:01	SSA2	0.01435	2.84500	Oversupply
2/24/2020 11:22	0:01	SSA3	0.01213	0.90900	Oversupply
2/24/2020 11:22	0:01	SSA2	0.01435	0.06900	Oversupply
2/24/2020 11:23	0:01	SSA3	0.01213	1.19800	Oversupply
2/24/2020 11:23	0:01	SSA2	0.01435	0.86800	Oversupply
2/24/2020 11:23	0:01	SSA3	0.01187	1.43800	Oversupply
2/24/2020 11:24	0:01	SSA2	0.01435	2.34800	Oversupply
2/24/2020 11:24	0:01	SSA3	0.01213	1.81000	Oversupply
2/24/2020 11:25	0:01	SSA3	0.01187	1.82500	Oversupply
2/24/2020 11:25	0:01	SSA2	0.01435	1.09500	Oversupply
2/24/2020 11:26	0:01	SSA3	0.01187	2.35500	Oversupply
2/24/2020 11:26	0:01	SSA2	0.01435	2.01300	Oversupply
2/24/2020 11:26	0:01	SSA3	0.01239	2.55400	Oversupply
2/24/2020 11:27	0:01	SSA2	0.01435	2.24300	Oversupply
2/24/2020 11:27	0:01	SSA3	0.01213	1.63500	Oversupply
2/24/2020 11:28	0:01	SSA2	0.01380	1.93300	Oversupply
2/24/2020 11:28	0:01	SSA3	0.01187	1.95800	Oversupply
2/24/2020 11:28	0:01	SSA2	0.01435	1.99200	Oversupply
2/24/2020 11:29	0:01	SSA3	0.01195	2.10100	Oversupply
2/24/2020 11:29	0:01	SSA2	0.01808	1.96800	Oversupply
2/24/2020 11:30	0:01	SSA3	0.01735	2.33000	Oversupply
2/24/2020 11:30	0:01	SSA2	0.01892	2.05600	Oversupply
2/24/2020 11:30	0:01	SSA3	0.01697	1.91600	Oversupply
2/24/2020 11:31	0:01	SSA3	0.01735	1.27600	Oversupply
2/24/2020 11:31	0:01	SSA2	0.01892	1.61300	Oversupply
2/24/2020 11:32	0:01	SSA3	0.01773	1.39400	Oversupply
2/24/2020 11:32	0:01	SSA2	0.01892	1.61100	Oversupply
2/24/2020 11:33	0:01	SSA3	0.01697	1.37700	Oversupply
2/24/2020 11:33	0:01	SSA2	0.01892	1.08100	Oversupply
2/24/2020 11:33	0:01	SSA3	0.01735	1.38600	Oversupply
2/24/2020 11:34	0:01	SSA2	0.01856	1.56400	Oversupply
2/24/2020 11:34	0:01	SSA3	0.01735	0.70800	Oversupply
2/24/2020 11:35	0:01	SSA2	0.01892	0.23600	Oversupply
2/24/2020 11:35	0:01	SSA3	0.01697	1.07900	Oversupply
2/24/2020 11:35	0:01	SSA2	0.01892	1.13600	Oversupply
2/24/2020 11:36	0:01	SSA3	0.01735	1.01100	Oversupply
2/24/2020 11:36	0:01	SSA2	0.01892	1.13000	Oversupply
2/24/2020 11:36	0:01	SSA3	0.01697	1.25100	Oversupply
2/24/2020 11:37	0:01	SSA2	0.01892	0.95800	Oversupply
2/24/2020 11:37	0:01	SSA3	0.01773	0.72900	Oversupply



Maui Curtailment Report

February 2020

Start Date and Time	Duration (minutes)	IPP Curtailed	Estimated Curtailed MWH	Peak MW Curtailed	Reasons for Curtailment
2/24/2020 11:38	0:01	SSA3	0.01697	1.15500	Oversupply
2/24/2020 11:38	0:01	SSA2	0.01892	0.54900	Oversupply
2/24/2020 11:39	0:01	SSA3	0.01697	2.19100	Oversupply
2/24/2020 11:39	0:01	SSA2	0.01892	1.90800	Oversupply
2/24/2020 11:39	0:01	SSA3	0.01735	2.01400	Oversupply
2/24/2020 11:40	0:01	SSA2	0.01892	2.19100	Oversupply
2/24/2020 11:40	0:01	SSA3	0.01735	2.95400	Oversupply
2/24/2020 11:41	0:01	SSA2	0.01892	2.45500	Oversupply
2/24/2020 11:41	0:01	SSA3	0.01697	2.33900	Oversupply
2/24/2020 11:41	0:01	SSA2	0.01819	2.48700	Oversupply
2/24/2020 11:42	0:01	SSA3	0.01735	0.95000	Oversupply
2/24/2020 11:42	0:01	SSA2	0.01892	1.72700	Oversupply
2/24/2020 11:42	0:01	SSA3	0.01735	2.00800	Oversupply
2/24/2020 11:43	0:01	SSA2	0.01892	2.32700	Oversupply
2/24/2020 11:43	0:01	SSA3	0.01735	1.32300	Oversupply
2/24/2020 11:44	0:01	SSA3	0.02026	2.00500	Oversupply
2/24/2020 11:44	0:01	SSA2	0.02300	0.95300	Oversupply
2/24/2020 11:45	0:01	SSA3	0.02742	1.59800	Oversupply
2/24/2020 11:45	0:01	SSA2	0.02898	0.93000	Oversupply
2/24/2020 11:46	0:01	SSA3	0.02682	0.64300	Oversupply
2/24/2020 11:46	0:01	SSA2	0.02898	1.13500	Oversupply
2/24/2020 11:46	0:01	SSA3	0.02802	1.07400	Oversupply
2/24/2020 11:47	0:01	SSA2	0.02898	1.63500	Oversupply
2/24/2020 11:47	0:01	SSA3	0.02802	0.86700	Oversupply
2/24/2020 11:47	0:01	SSA2	0.02898	2.43100	Oversupply
2/24/2020 11:48	0:01	SSA3	0.02683	0.47600	Oversupply
2/24/2020 11:48	0:01	SSA2	0.02898	0.59800	Oversupply
2/24/2020 11:49	0:01	SSA3	0.02742	0.55900	Oversupply
2/24/2020 11:49	0:01	SSA2	0.02842	0.36700	Oversupply
2/24/2020 11:49	0:01	SSA3	0.02742	0.41500	Oversupply
2/24/2020 11:50	0:01	SSA2	0.02898	1.09600	Oversupply
2/24/2020 11:50	0:01	SSA3	0.02742	1.12700	Oversupply
2/24/2020 11:51	0:01	SSA3	0.02683	0.57600	Oversupply
2/24/2020 11:51	0:01	SSA2	0.02898	0.39200	Oversupply
2/24/2020 11:52	0:01	SSA3	0.02742	1.14800	Oversupply
2/24/2020 11:52	0:01	SSA2	0.02898	0.98100	Oversupply
2/24/2020 11:52	0:01	SSA3	0.02683	0.90700	Oversupply
2/24/2020 11:53	0:01	SSA2	0.02898	0.61500	Oversupply
2/24/2020 11:53	0:01	SSA3	0.02742	0.85200	Oversupply
2/24/2020 11:54	0:01	SSA2	0.02898	0.62000	Oversupply
2/24/2020 11:54	0:01	SSA3	0.02742	1.00800	Oversupply
2/24/2020 11:54	0:01	SSA2	0.02898	0.95700	Oversupply
2/24/2020 11:55	0:01	SSA3	0.02683	0.27400	Oversupply
2/24/2020 11:55	0:01	SSA2	0.02898	0.15600	Oversupply
2/24/2020 11:55	0:01	SSA3	0.02742	0.58200	Oversupply
2/24/2020 11:56	0:01	SSA2	0.02898	0.81100	Oversupply
2/24/2020 11:56	0:01	SSA3	0.02682	0.77500	Oversupply
2/24/2020 11:57	0:01	SSA3	0.02742	0.12600	Oversupply
2/24/2020 11:57	0:01	SSA2	0.02898	0.53500	Oversupply
2/24/2020 11:58	0:01	SSA3	0.02742	0.27800	Oversupply
2/24/2020 11:58	0:01	SSA2	0.02898	0.15000	Oversupply
2/24/2020 11:58	0:01	SSA3	0.02682	1.16700	Oversupply
2/24/2020 11:59	0:01	SSA2	0.02916	1.34200	Oversupply
2/24/2020 11:59	0:01	SSA3	0.02625	0.69900	Oversupply
2/24/2020 12:00	0:01	SSA2	0.03059	0.21700	Oversupply
2/24/2020 12:00	0:01	SSA3	0.02507	0.84400	Oversupply
2/24/2020 12:00	0:01	SSA2	0.03059	1.48400	Oversupply
2/24/2020 12:01	0:01	SSA3	0.02563	0.26200	Oversupply
2/24/2020 12:01	0:01	SSA2	0.03059	0.03800	Oversupply
2/24/2020 12:02	0:01	SSA3	0.02563	0.19800	Oversupply
2/24/2020 12:02	0:01	SSA2	0.03000	0.03100	Oversupply
2/24/2020 12:02	0:01	SSA3	0.02563	0.19000	Oversupply
2/24/2020 12:03	0:01	SSA2	0.03059	0.12600	Oversupply
2/24/2020 12:03	0:01	SSA3	0.02563	0.86000	Oversupply
2/24/2020 12:04	0:01	SSA3	0.02507	0.27300	Oversupply
2/24/2020 12:04	0:01	SSA2	0.02942	0.11000	Oversupply
2/24/2020 12:05	0:01	SSA3	0.02563	0.94000	Oversupply
2/24/2020 12:05	0:01	SSA2	0.03059	0.12200	Oversupply
2/24/2020 12:05	0:01	SSA3	0.02563	0.21100	Oversupply
2/24/2020 12:06	0:01	SSA2	0.03000	0.10100	Oversupply
2/24/2020 12:06	0:01	SSA3	0.02507	0.15300	Oversupply
2/24/2020 12:06	0:01	SSA2	0.03059	0.05800	Oversupply
2/24/2020 12:07	0:01	SSA3	0.02507	0.08000	Oversupply



Maui Curtailment Report

February 2020

Start Date and Time	Duration (minutes)	IPP Curtailed	Estimated Curtailed MWH	Peak MW Curtailed	Reasons for Curtailment
2/24/2020 12:07	0:01	SSA2	0.02942	0.10000	Oversupply
2/24/2020 12:08	0:01	SSA3	0.02563	1.07700	Oversupply
2/24/2020 12:08	0:01	SSA2	0.03059	0.31900	Oversupply
2/24/2020 12:08	0:01	SSA3	0.02563	0.71600	Oversupply
2/24/2020 12:09	0:01	SSA2	0.03000	0.57900	Oversupply
2/24/2020 12:09	0:01	SSA3	0.02507	1.10500	Oversupply
2/24/2020 12:10	0:01	SSA2	0.03059	0.74200	Oversupply
2/24/2020 12:10	0:01	SSA3	0.02563	0.55300	Oversupply
2/24/2020 12:11	0:01	SSA3	0.02563	0.45900	Oversupply
2/24/2020 12:11	0:01	SSA2	0.03059	1.46900	Oversupply
2/24/2020 12:11	0:01	SSA3	0.02563	1.74300	Oversupply
2/24/2020 12:12	0:01	SSA2	0.03059	2.01700	Oversupply
2/24/2020 12:12	0:02	SSA3	0.05071	2.22900	Oversupply
2/24/2020 12:12	0:01	SSA2	0.03059	2.06700	Oversupply
2/24/2020 12:13	0:01	SSA2	0.03059	2.02300	Oversupply
2/24/2020 12:14	0:01	SSA3	0.02563	2.24800	Oversupply
2/24/2020 12:14	0:01	SSA2	0.02381	2.33800	Oversupply
2/24/2020 12:14	0:01	SSA3	0.01657	2.75800	Oversupply
2/24/2020 12:15	0:01	SSA2	0.02112	2.68300	Oversupply
2/24/2020 12:15	0:01	SSA3	0.01653	2.42300	Oversupply
2/24/2020 12:16	0:01	SSA2	0.02112	2.80900	Oversupply
2/24/2020 12:18	0:01	SSA3	0.01653	2.77100	Oversupply
2/24/2020 12:18	0:01	SSA2	0.02112	1.03000	Oversupply
2/24/2020 12:18	0:01	SSA3	0.01653	2.46100	Oversupply
2/24/2020 12:19	0:01	SSA2	0.02112	2.51700	Oversupply
2/24/2020 12:19	0:01	SSA3	0.01617	2.06700	Oversupply
2/24/2020 12:19	0:01	SSA2	0.02112	2.07400	Oversupply
2/24/2020 12:20	0:01	SSA3	0.01653	1.27600	Oversupply
2/24/2020 12:20	0:01	SSA2	0.02112	1.29600	Oversupply
2/24/2020 12:21	0:01	SSA3	0.01653	1.84000	Oversupply
2/24/2020 12:21	0:01	SSA2	0.02112	1.80800	Oversupply
2/24/2020 12:21	0:01	SSA3	0.01618	1.57300	Oversupply
2/24/2020 12:22	0:01	SSA2	0.02112	1.71300	Oversupply
2/24/2020 12:22	0:01	SSA3	0.01617	1.46300	Oversupply
2/24/2020 12:23	0:01	SSA3	0.01653	0.99300	Oversupply
2/24/2020 12:23	0:01	SSA2	0.02112	1.22800	Oversupply
2/24/2020 12:24	0:01	SSA3	0.01689	0.90200	Oversupply
2/24/2020 12:24	0:01	SSA2	0.02112	1.19400	Oversupply
2/24/2020 12:24	0:01	SSA3	0.01689	0.34300	Oversupply
2/24/2020 12:25	0:01	SSA2	0.02071	0.51500	Oversupply
2/24/2020 12:25	0:01	SSA3	0.01689	0.41200	Oversupply
2/24/2020 12:25	0:01	SSA2	0.02112	0.85300	Oversupply
2/24/2020 12:26	0:01	SSA3	0.01653	1.00800	Oversupply
2/24/2020 12:26	0:01	SSA2	0.02112	0.34200	Oversupply
2/24/2020 12:27	0:01	SSA3	0.01617	0.68900	Oversupply
2/24/2020 12:27	0:01	SSA2	0.02112	1.31900	Oversupply
2/24/2020 12:27	0:01	SSA3	0.01618	1.57400	Oversupply
2/24/2020 12:28	0:01	SSA2	0.02112	1.38000	Oversupply
2/24/2020 12:28	0:01	SSA3	0.01689	0.24600	Oversupply
2/24/2020 12:29	0:01	SSA2	0.02361	1.43500	Oversupply
2/24/2020 12:29	0:01	SSA3	0.02075	1.00200	Oversupply
2/24/2020 12:30	0:01	SSA2	0.02874	1.92900	Oversupply
2/24/2020 12:32	0:01	SSA3	0.02763	1.47800	Oversupply
2/24/2020 12:32	0:01	SSA2	0.02874	2.03400	Oversupply
2/24/2020 12:33	0:01	SSA3	0.02763	0.04600	Oversupply
2/24/2020 12:33	0:02	SSA2	0.05749	0.52100	Oversupply
2/24/2020 12:34	0:04	BS250	Data not available	Data not available	Oversupply
2/24/2020 12:34	0:01	SSA3	0.02823	0.58400	Oversupply
2/24/2020 12:34	0:01	SSA3	0.02823	0.11400	Oversupply
2/24/2020 12:35	0:03	SSA2	0.08623	0.03200	Oversupply
2/24/2020 12:35	0:01	SSA3	0.02763	0.02300	Oversupply
2/24/2020 12:36	0:02	KWPPI	0.028696259	4.369048119	Oversupply
2/24/2020 12:36	0:02	SSA3	0.05585	0.00500	Oversupply
2/24/2020 12:38	0:01	SSA3	0.02823	0.12900	Oversupply
2/24/2020 12:38	0:01	SSA2	0.02874	-0.00200	Oversupply
2/24/2020 12:38	0:01	SSA3	0.02823	0.12700	Oversupply
2/24/2020 12:38	0:01	SSA2	0.02874	-0.00200	Oversupply
2/24/2020 12:39	0:02	BS250	Data not available	Data not available	Oversupply
2/24/2020 12:39	0:01	SSA3	0.02763	0.00300	Oversupply
2/24/2020 12:39	0:01	SSA2	0.02819	-0.00100	Oversupply
2/24/2020 12:40	0:01	KWPPI	0.007427804	3.659502029	Oversupply
2/24/2020 12:40	0:01	SSA3	0.02823	0.00100	Oversupply
2/24/2020 12:40	0:01	SSA2	0.02874	-0.00200	Oversupply



Maui Curtailment Report

February 2020

Start Date and Time	Duration (minutes)	IPP Curtailed	Estimated Curtailed MWH	Peak MW Curtailed	Reasons for Curtailment
2/24/2020 12:41	0:01	SSA3	0.02823	0.09600	Oversupply
2/24/2020 12:41	0:01	SSA2	0.02874	0.29500	Oversupply
2/24/2020 12:41	0:01	SSA3	0.02763	0.46900	Oversupply
2/24/2020 12:42	0:01	SSA2	0.02874	0.64900	Oversupply
2/24/2020 12:42	0:01	SSA3	0.02763	0.86500	Oversupply
2/24/2020 12:43	0:01	SSA2	0.02874	1.05800	Oversupply
2/24/2020 12:43	0:01	SSA3	0.02823	1.31300	Oversupply
2/24/2020 12:44	0:01	SSA2	0.02874	2.73600	Oversupply
2/24/2020 12:44	0:01	SSA3	0.02763	2.41100	Oversupply
2/24/2020 12:45	0:01	SSA2	0.00251	0.91800	Oversupply
2/24/2020 12:45	0:01	SSA3	0.00489	2.05100	Oversupply
2/24/2020 12:45	0:01	SSA3	0.00489	1.85900	Oversupply
2/24/2020 12:45	0:01	SSA2	0.00251	1.46200	Oversupply
2/24/2020 12:48	0:01	SSA3	0.00489	2.88100	Oversupply
2/24/2020 12:48	0:01	SSA2	0.00251	2.89600	Oversupply
2/24/2020 12:48	0:01	SSA3	0.00478	2.65900	Oversupply
2/24/2020 12:49	0:01	SSA2	0.00251	2.37100	Oversupply
2/24/2020 12:49	0:01	SSA3	0.00489	2.15600	Oversupply
2/24/2020 12:50	0:01	SSA2	0.00251	2.48500	Oversupply
2/24/2020 13:44	0:01	SSA3	0.00350	1.14300	Oversupply
2/24/2020 13:48	0:01	SSA2	0.02302	2.89600	Oversupply
2/24/2020 13:49	0:01	SSA3	0.01744	1.44600	Oversupply
2/24/2020 13:49	0:01	SSA2	0.02302	2.12000	Oversupply
2/24/2020 13:50	0:01	SSA3	0.01782	1.59600	Oversupply
2/24/2020 13:50	0:01	SSA2	0.02302	2.15300	Oversupply
2/24/2020 13:50	0:01	SSA3	0.01744	0.06300	Oversupply
2/24/2020 13:51	0:01	SSA2	0.02302	0.41700	Oversupply
2/24/2020 13:51	0:01	SSA3	0.01782	0.63100	Oversupply
2/24/2020 13:52	0:01	SSA2	0.02302	1.28400	Oversupply
2/24/2020 13:52	0:01	SSA3	0.01744	0.55900	Oversupply
2/24/2020 13:53	0:01	SSA3	0.01744	0.18300	Oversupply
2/24/2020 13:53	0:01	SSA2	0.02302	0.49400	Oversupply
2/24/2020 13:53	0:30	SSA3	0.86706	0.35500	Oversupply
2/24/2020 13:54	0:31	BS250	Data not available	Data not available	Oversupply
2/24/2020 13:54	0:09	SSA2	0.29006	0.67600	Oversupply
2/24/2020 13:55	0:01	AWE	0.000323915	8.300000191	Oversupply
2/24/2020 13:55	0:08	KWPPII	0.107528914	1.766380906	Oversupply
2/24/2020 13:57	0:01	AWE	0.004193902	7.900000095	Oversupply
2/24/2020 14:00	0:01	AWE	0.014861838	8.899999619	Oversupply
2/24/2020 14:02	0:01	SSA2	0.04066	-0.00200	Oversupply
2/24/2020 14:03	0:21	SSA2	0.95564	-0.00200	Oversupply
2/24/2020 14:04	0:22	KWPPII	0.544546385	2.28631568	Oversupply
2/24/2020 14:05	0:04	AWE	0.077105633	7.699999809	Oversupply
2/24/2020 14:10	0:01	AWE	0.000904051	7.5	Oversupply
2/24/2020 14:12	0:04	AWE	0.107756154	8.300000191	Oversupply
2/24/2020 14:19	0:05	AWE	0.02236522	8.899999619	Oversupply
2/24/2020 14:24	0:01	SSA3	0.02217	0.00600	Oversupply
2/24/2020 14:24	0:01	SSA2	0.03793	-0.00100	Oversupply
2/24/2020 14:24	0:01	SSA3	0.02265	0.00300	Oversupply
2/24/2020 14:25	0:01	SSA2	0.03793	-0.00200	Oversupply
2/24/2020 14:25	0:01	SSA3	0.02265	0.27100	Oversupply
2/24/2020 14:26	0:01	SSA2	0.03793	0.12000	Oversupply
2/24/2020 14:26	0:01	SSA3	0.02217	0.26300	Oversupply
2/24/2020 14:27	0:01	SSA2	0.03793	0.44900	Oversupply
2/24/2020 14:27	0:01	SSA3	0.02168	0.35000	Oversupply
2/24/2020 14:27	0:01	SSA2	0.03793	0.87200	Oversupply
2/24/2020 14:28	0:01	SSA3	0.02217	0.87400	Oversupply
2/24/2020 14:28	0:01	SSA2	0.03793	2.22400	Oversupply
2/24/2020 14:28	0:01	SSA3	0.02265	0.84700	Oversupply
2/24/2020 14:29	0:01	SSA3	0.02226	0.82800	Oversupply
2/24/2020 14:29	0:01	SSA2	0.03910	1.82600	Oversupply
2/24/2020 14:30	0:04	BS250	Data not available	Data not available	Oversupply
2/24/2020 14:30	0:01	SSA3	0.01366	0.01600	Oversupply
2/24/2020 14:30	0:03	SSA2	0.15782	0.21900	Oversupply
2/24/2020 14:31	0:03	SSA3	0.05406	0.04000	Oversupply
2/24/2020 14:32	0:02	KWPPII	0.026921999	1.694528103	Oversupply
2/24/2020 14:33	0:01	SSA2	0.03984	-0.00200	Oversupply
2/24/2020 14:34	0:01	SSA3	0.01366	0.11700	Oversupply
2/24/2020 14:34	0:09	SSA2	0.39838	-0.00200	Oversupply
2/24/2020 14:34	0:07	SSA3	0.12237	0.01900	Oversupply
2/24/2020 14:35	0:09	BS250	Data not available	Data not available	Oversupply
2/24/2020 14:36	0:08	KWPPII	0.169349054	3.42697835	Oversupply
2/24/2020 14:41	0:02	SSA3	0.02703	0.03500	Oversupply



Maui Curtailment Report

February 2020

Start Date and Time	Duration (minutes)	IPP Curtailed	Estimated Curtailed MWH	Peak MW Curtailed	Reasons for Curtailment
2/24/2020 14:43	0:01	SSA3	0.01396	0.01300	Oversupply
2/24/2020 14:43	0:01	SSA2	0.03984	0.00900	Oversupply
2/24/2020 14:44	0:01	SSA3	0.01366	0.55400	Oversupply
2/24/2020 14:44	0:01	SSA2	0.04012	0.22900	Oversupply
2/24/2020 14:44	0:01	SSA3	0.01348	0.36300	Oversupply
2/24/2020 14:45	0:14	BS250	Data not available	Data not available	Oversupply
2/24/2020 14:45	0:14	SSA2	0.65326	0.69500	Oversupply
2/24/2020 14:45	0:14	SSA3	0.23627	0.00900	Oversupply
2/24/2020 14:47	0:13	KWPIL	0.409755381	4.550676346	Oversupply
2/24/2020 14:54	0:01	AWE	0.010702483	10.69999981	Oversupply
2/24/2020 14:59	0:01	SSA3	0.01307	0.33700	Oversupply
2/24/2020 15:00	0:01	SSA2	0.04122	0.12600	Oversupply
2/24/2020 15:00	0:01	SSA3	0.02418	1.05400	Oversupply
2/24/2020 15:01	0:06	BS250	Data not available	Data not available	Oversupply
2/24/2020 15:01	0:05	SSA3	0.16822	0.12900	Oversupply
2/24/2020 15:01	0:05	SSA2	0.24735	0.10100	Oversupply
2/24/2020 15:02	0:05	KWPIL	0.220080256	7.176296711	Oversupply
2/24/2020 15:06	0:01	SSA2	0.04122	-0.00300	Oversupply
2/24/2020 15:06	0:01	SSA3	0.02366	0.02800	Oversupply
2/24/2020 15:07	0:21	SSA3	0.75133	0.00500	Oversupply
2/24/2020 15:07	0:20	SSA2	0.94995	-0.00300	Oversupply
2/24/2020 15:08	0:20	BS250	Data not available	Data not available	Oversupply
2/24/2020 15:08	0:21	KWPIL	0.836425952	7.863887787	Oversupply
2/24/2020 15:27	0:01	SSA2	0.04146	-0.00300	Oversupply
2/24/2020 15:28	0:01	SSA3	0.03019	0.12900	Oversupply
2/24/2020 15:28	0:01	SSA2	0.04146	-0.00300	Oversupply
2/24/2020 15:29	0:01	SSA3	0.03019	0.46000	Oversupply
2/24/2020 15:29	0:01	SSA2	0.03909	-0.00300	Oversupply
2/24/2020 15:29	0:01	SSA3	0.02243	0.27200	Oversupply
2/24/2020 15:30	0:01	SSA2	0.02114	-0.00200	Oversupply
2/24/2020 15:30	0:01	SSA3	0.01885	0.67100	Oversupply
2/24/2020 15:31	0:01	BS250	Data not available	Data not available	Oversupply
2/24/2020 15:31	0:01	SSA2	0.02156	0.00600	Oversupply
2/24/2020 15:31	0:01	SSA3	0.01927	0.05200	Oversupply
2/24/2020 15:31	0:01	SSA2	0.02156	0.00500	Oversupply
2/24/2020 15:32	0:01	KWPIL	0.007802367	7.496640205	Oversupply
2/24/2020 15:32	0:01	SSA3	0.01927	0.12300	Oversupply
2/24/2020 15:32	0:01	SSA2	0.02156	0.16200	Oversupply
2/24/2020 15:32	0:01	SSA3	0.01885	0.74500	Oversupply
2/24/2020 15:33	0:01	SSA3	0.01927	0.93400	Oversupply
2/24/2020 15:33	0:01	SSA2	0.02156	0.37400	Oversupply
2/24/2020 15:34	0:01	SSA3	0.01927	0.20800	Oversupply
2/24/2020 15:34	0:01	SSA2	0.02156	0.69200	Oversupply
2/24/2020 15:35	0:01	SSA3	0.01885	0.64000	Oversupply
2/24/2020 15:35	0:01	SSA2	0.02156	0.67600	Oversupply
2/24/2020 15:35	0:01	SSA3	0.01969	0.24600	Oversupply
2/24/2020 15:36	0:01	SSA2	0.02156	0.20000	Oversupply
2/24/2020 15:36	0:01	SSA3	0.01927	1.47300	Oversupply
2/24/2020 15:37	0:01	SSA2	0.02156	0.47300	Oversupply
2/24/2020 15:37	0:02	SSA3	0.03855	0.62500	Oversupply
2/24/2020 15:38	0:01	BS250	Data not available	Data not available	Oversupply
2/24/2020 15:38	0:01	KWPIL	0.017130438	8.500582695	Oversupply
2/24/2020 15:38	0:01	SSA2	0.02156	0.29800	Oversupply
2/24/2020 15:38	0:01	SSA2	0.02156	0.10700	Oversupply
2/24/2020 15:38	0:01	SSA3	0.01885	0.27600	Oversupply
2/24/2020 15:39	0:01	SSA3	0.01885	1.19700	Oversupply
2/24/2020 15:39	0:01	SSA2	0.02156	0.15400	Oversupply
2/24/2020 15:40	0:01	SSA3	0.01927	2.08800	Oversupply
2/24/2020 15:40	0:01	SSA2	0.02156	0.82800	Oversupply
2/24/2020 15:41	0:01	SSA3	0.01927	1.81200	Oversupply
2/24/2020 15:41	0:01	SSA2	0.02156	0.97600	Oversupply
2/24/2020 15:42	0:01	SSA3	0.01927	0.06800	Oversupply
2/24/2020 15:42	0:01	SSA2	0.02156	1.25700	Oversupply
2/24/2020 15:43	0:01	SSA2	0.02156	1.72800	Oversupply
2/24/2020 17:01	0:01	SSA2	0.01761	1.93500	Oversupply
2/24/2020 17:01	0:01	SSA3	0.00654	1.05200	Oversupply
2/24/2020 17:02	0:11	SSA3	0.09750	0.90700	Oversupply
2/24/2020 17:02	0:01	SSA2	0.01831	1.92100	Oversupply
2/24/2020 17:03	0:11	BS250	Data not available	Data not available	Oversupply
2/24/2020 17:03	0:10	SSA2	0.21907	0.03200	Oversupply
2/24/2020 17:04	0:10	KWPIL	0.372551457	10.01448154	Oversupply
2/24/2020 17:14	0:01	SSA2	0.01831	-0.00200	Oversupply
2/24/2020 17:14	0:01	SSA3	0.00640	0.12100	Oversupply



Maui Curtailment Report

February 2020

Start Date and Time	Duration (minutes)	IPP Curtailed	Estimated Curtailed MWH	Peak MW Curtailed	Reasons for Curtailment
2/24/2020 17:14	0:01	SSA2	0.02257	-0.00200	Oversupply
2/24/2020 17:14	0:01	SSA3	0.00747	0.13700	Oversupply
2/24/2020 17:17	0:01	SSA3	0.00467	0.81100	Oversupply
2/24/2020 17:17	0:01	SSA2	0.02027	0.50400	Oversupply
2/24/2020 17:17	0:01	SSA3	0.00457	0.75600	Oversupply
2/24/2020 17:18	0:01	SSA2	0.02027	0.62200	Oversupply
2/24/2020 17:18	0:14	SSA3	0.08647	0.08600	Oversupply
2/24/2020 17:19	0:17	BS250	Data not available	Data not available	Oversupply
2/24/2020 17:19	0:17	KWP	0.418969949	10.19710732	Oversupply
2/24/2020 17:19	0:17	SSA2	0.35679	0.08600	Oversupply
2/24/2020 17:33	0:01	SSA3	0.00422	0.03400	Oversupply
2/24/2020 17:33	0:02	SSA3	0.00853	0.01900	Oversupply
2/24/2020 17:35	0:01	SSA3	0.00431	0.02700	Oversupply
2/24/2020 21:07	0:09	KWP	0.418262037	10.22006035	Oversupply
2/24/2020 22:28	0:12	KWP	0.346289937	10.22904205	Oversupply
2/24/2020 23:06	1:08	KWP	6.446636871	10.22904205	Oversupply
2/25/2020 0:08	0:01	KWP	0.002637355	28.56263733	Oversupply
2/25/2020 0:16	4:04	KWP	27.19028315	10.22904205	Oversupply
2/25/2020 0:26	0:45	AWE	1.588141878	5.400000095	Oversupply
2/25/2020 0:28	0:01	KWP	0.005274741	29.67033005	Oversupply
2/25/2020 0:31	0:01	KWP	0.002637355	30.03956032	Oversupply
2/25/2020 0:38	0:01	KWP	0.002637355	29.82857132	Oversupply
2/25/2020 0:54	0:01	KWP	0.001758226	30.19780159	Oversupply
2/25/2020 1:06	0:01	KWP	0.001758226	30.19780159	Oversupply
2/25/2020 1:15	0:01	KWP	0.000879129	30.14505577	Oversupply
2/25/2020 1:22	0:01	KWP	0.000879097	28.9318676	Oversupply
2/25/2020 1:47	0:01	KWP	0.002637355	30.25054932	Oversupply
2/25/2020 6:50	0:02	BS250	Data not available	Data not available	Oversupply
2/25/2020 6:51	0:01	KWP	0.024015331	10.22904205	Oversupply
2/25/2020 6:56	0:17	BS250	Data not available	Data not available	Oversupply
2/25/2020 6:56	0:17	SSA3	0.00814	0.02000	Oversupply
2/25/2020 6:57	0:17	KWP	1.099389116	10.22904205	Oversupply
2/25/2020 7:36	0:01	SSA3	0.00116	0.36300	Oversupply
2/25/2020 7:36	0:01	SSA2	0.00103	0.10100	Oversupply
2/25/2020 7:37	0:01	BS250	Data not available	Data not available	Oversupply
2/25/2020 7:37	0:01	SSA3	0.00119	0.02400	Oversupply
2/25/2020 7:37	0:01	SSA2	0.00103	0.00800	Oversupply
2/25/2020 7:38	0:01	KWP	0.003686333	10.22904205	Oversupply
2/25/2020 7:38	0:01	SSA3	0.00119	0.19800	Oversupply
2/25/2020 7:38	0:01	SSA2	0.00103	0.01900	Oversupply
2/25/2020 8:38	0:01	SSA3	0.00554	1.32400	Oversupply
2/25/2020 8:38	0:01	SSA2	0.00650	0.89900	Oversupply
2/25/2020 8:38	0:01	SSA3	0.00554	0.69200	Oversupply
2/25/2020 8:39	0:01	BS250	Data not available	Data not available	Oversupply
2/25/2020 8:39	0:01	SSA2	0.00650	0.35000	Oversupply
2/25/2020 8:39	0:01	SSA3	0.00566	0.02400	Oversupply
2/25/2020 8:40	0:02	SSA2	0.01299	0.29200	Oversupply
2/25/2020 8:40	0:01	SSA3	0.00554	0.76400	Oversupply
2/25/2020 8:41	0:01	SSA3	0.00566	0.40400	Oversupply
2/25/2020 8:41	0:01	SSA2	0.00650	0.12400	Oversupply
2/25/2020 8:41	0:01	SSA3	0.00566	0.34400	Oversupply
2/25/2020 8:42	0:07	BS250	Data not available	Data not available	Oversupply
2/25/2020 8:42	0:08	SSA3	0.13363	0.01600	Oversupply
2/25/2020 8:42	0:08	SSA2	0.12505	0.01400	Oversupply
2/25/2020 8:43	0:01	KWP	0.004186233	10.22904205	Oversupply
2/25/2020 8:46	0:04	KWP	0.049162086	10.22904205	Oversupply
2/25/2020 8:50	0:01	SSA3	0.01682	0.15000	Oversupply
2/25/2020 8:50	0:01	SSA2	0.01712	0.04200	Oversupply
2/25/2020 8:51	0:01	SSA3	0.01682	0.30300	Oversupply
2/25/2020 8:51	0:01	SSA2	0.01712	0.08600	Oversupply
2/25/2020 8:52	0:01	SSA3	0.01647	0.06900	Oversupply
2/25/2020 8:52	0:01	SSA2	0.01712	0.09200	Oversupply
2/25/2020 8:52	0:01	SSA3	0.01682	0.46800	Oversupply
2/25/2020 8:53	0:01	SSA2	0.01712	0.12800	Oversupply
2/25/2020 8:53	0:01	SSA3	0.01682	0.56700	Oversupply
2/25/2020 8:54	0:01	SSA2	0.01712	0.12800	Oversupply
2/25/2020 8:54	0:01	SSA3	0.01826	0.44400	Oversupply
2/25/2020 8:54	0:01	SSA2	0.01712	0.13900	Oversupply
2/25/2020 8:55	0:01	SSA3	0.01647	0.38700	Oversupply
2/25/2020 8:55	0:01	SSA2	0.01712	0.32800	Oversupply
2/25/2020 8:55	0:01	SSA3	0.01682	0.24300	Oversupply
2/25/2020 8:56	0:01	SSA2	0.01712	0.37000	Oversupply
2/25/2020 8:56	0:01	SSA3	0.01647	0.62100	Oversupply



Maui Curtailment Report

February 2020

Start Date and Time	Duration (minutes)	IPP Curtailed	Estimated Curtailed MWH	Peak MW Curtailed	Reasons for Curtailment
2/25/2020 8:57	1:17	BS250	Data not available	Data not available	Oversupply
2/25/2020 8:57	6:31	SSA2	16.93669	0.08600	Oversupply
2/25/2020 8:57	1:17	SSA3	2.57120	0.02300	Oversupply
2/25/2020 8:59	6:30	KWP	62.78785778	10.22904205	Oversupply
2/25/2020 9:21	6:01	AWE	97.58208178	20.79999924	Oversupply
2/25/2020 10:43	4:45	SSA3	13.26948	2.72000	Oversupply
2/25/2020 10:44	1:17	BS250	Data not available	Data not available	Oversupply
2/25/2020 11:21	0:03	5A	Data not available	Data not available	Oversupply
2/25/2020 11:21	0:03	BS	Data not available	Data not available	Oversupply
2/25/2020 11:24	0:01	KWP	0.001758258	29.93406677	Oversupply
2/25/2020 11:25	0:36	5A	Data not available	Data not available	Oversupply
2/25/2020 11:25	0:36	BS	Data not available	Data not available	Oversupply
2/25/2020 11:35	0:01	KWP	0.005274709	30.19780159	Oversupply
2/25/2020 11:42	0:01	KWP	0.003516483	30.03956032	Oversupply
2/25/2020 12:00	0:01	KWP	0.003516483	30.09230804	Oversupply
2/25/2020 12:51	0:01	KWP	0.000879129	24.13186836	Oversupply
2/25/2020 13:06	0:01	KWP	0.001758258	24.18461609	Oversupply
2/25/2020 13:16	0:01	KWP	0.001758226	25.76703262	Oversupply
2/25/2020 13:25	2:03	BS250	Data not available	Data not available	Oversupply
2/25/2020 13:29	0:04	5A	Data not available	Data not available	Oversupply
2/25/2020 13:29	0:04	BS	Data not available	Data not available	Oversupply
2/25/2020 13:32	0:01	KWP	0.000778739	27.66593361	Oversupply
2/25/2020 13:34	0:07	5A	Data not available	Data not available	Oversupply
2/25/2020 13:34	0:07	BS	Data not available	Data not available	Oversupply
2/25/2020 13:36	0:01	KWP	0.000879097	27.82417488	Oversupply
2/25/2020 13:40	0:01	KWP	0.000879129	28.45714378	Oversupply
2/25/2020 13:43	0:03	5A	Data not available	Data not available	Oversupply
2/25/2020 13:43	0:03	BS	Data not available	Data not available	Oversupply
2/25/2020 13:49	0:01	5A	Data not available	Data not available	Oversupply
2/25/2020 13:49	0:01	BS	Data not available	Data not available	Oversupply
2/25/2020 15:28	0:01	SSA2	0.03898	0.00300	Oversupply
2/25/2020 15:28	0:01	SSA2	0.03898	0.12300	Oversupply
2/25/2020 15:29	0:01	SSA3	0.03004	0.02800	Oversupply
2/25/2020 15:29	0:20	SSA2	0.83240	0.02000	Oversupply
2/25/2020 15:29	0:19	SSA3	0.67463	0.51600	Oversupply
2/25/2020 15:30	0:19	BS250	Data not available	Data not available	Oversupply
2/25/2020 15:30	0:20	KWP	1.138532829	10.22904205	Oversupply
2/25/2020 15:49	0:02	SSA3	0.04623	0.21500	Oversupply
2/25/2020 15:49	0:01	SSA2	0.03242	0.00700	Oversupply
2/25/2020 15:50	0:01	SSA2	0.03242	0.16500	Oversupply
2/25/2020 15:50	0:01	SSA3	0.02262	0.32000	Oversupply
2/25/2020 15:51	0:01	SSA2	0.03242	0.31800	Oversupply
2/25/2020 15:51	0:01	SSA3	0.02262	0.54800	Oversupply
2/25/2020 15:52	0:01	SSA2	0.03242	0.41100	Oversupply
2/25/2020 15:52	0:01	SSA3	0.02311	0.51100	Oversupply
2/25/2020 15:53	0:01	SSA2	0.03242	0.70300	Oversupply
2/25/2020 15:53	0:01	SSA3	0.02262	1.09200	Oversupply
2/25/2020 15:54	0:01	SSA3	0.02311	1.55300	Oversupply
2/25/2020 15:54	0:01	SSA2	0.03180	1.24600	Oversupply
2/25/2020 15:54	0:02	SSA3	0.04770	0.21900	Oversupply
2/25/2020 15:54	0:01	SSA2	0.03242	0.89300	Oversupply
2/25/2020 15:55	0:05	BS250	Data not available	Data not available	Oversupply
2/25/2020 15:55	0:01	SSA2	0.03242	0.01900	Oversupply
2/25/2020 15:56	0:01	KWP	0.004686117	10.22904205	Oversupply
2/25/2020 15:56	0:01	SSA3	0.02213	0.01000	Oversupply
2/25/2020 15:56	0:01	SSA2	0.03180	-0.00300	Oversupply
2/25/2020 15:57	0:01	SSA3	0.02311	0.01000	Oversupply
2/25/2020 15:57	0:01	SSA2	0.03242	-0.00200	Oversupply
2/25/2020 15:57	0:01	SSA3	0.02262	0.00400	Oversupply
2/25/2020 15:58	0:02	SSA2	0.06426	-0.00300	Oversupply
2/25/2020 15:58	0:06	SSA3	0.12945	0.22700	Oversupply
2/25/2020 16:00	0:01	SSA2	0.02592	-0.00200	Oversupply
2/25/2020 16:01	0:04	BS250	Data not available	Data not available	Oversupply
2/25/2020 16:01	0:03	SSA2	0.10270	-0.00300	Oversupply
2/25/2020 16:02	0:03	KWP	0.023556344	10.22904205	Oversupply
2/25/2020 16:04	0:01	SSA2	0.02592	-0.00300	Oversupply
2/25/2020 16:04	0:02	SSA3	0.02904	0.45500	Oversupply
2/25/2020 16:05	0:01	SSA2	0.02592	-0.00200	Oversupply
2/25/2020 16:06	0:01	SSA2	0.02592	-0.00200	Oversupply
2/25/2020 16:06	0:01	SSA3	0.01499	0.52000	Oversupply
2/25/2020 16:07	0:01	SSA2	0.02592	-0.00100	Oversupply
2/25/2020 16:07	0:01	SSA3	0.01436	0.40800	Oversupply
2/25/2020 16:07	0:01	SSA2	0.02493	0.10700	Oversupply



Maui Curtailment Report

February 2020

Start Date and Time	Duration (minutes)	IPP Curtailed	Estimated Curtailed MWH	Peak MW Curtailed	Reasons for Curtailment
2/25/2020 16:07	0:01	SSA3	0.01436	0.35400	Oversupply
2/25/2020 16:08	0:01	SSA2	0.02592	0.29200	Oversupply
2/25/2020 16:08	0:01	SSA3	0.01468	1.16600	Oversupply
2/25/2020 16:09	0:01	SSA3	0.01468	1.36100	Oversupply
2/25/2020 16:09	0:01	SSA2	0.02592	0.40000	Oversupply
2/25/2020 16:10	0:01	SSA3	0.01436	1.46400	Oversupply
2/25/2020 16:10	0:01	SSA2	0.02592	1.35800	Oversupply
2/25/2020 16:11	0:01	SSA3	0.01593	1.34500	Oversupply
2/25/2020 16:11	0:01	SSA2	0.02592	1.94300	Oversupply
2/25/2020 16:11	0:01	SSA3	0.01436	1.59900	Oversupply
2/25/2020 16:12	0:01	SSA2	0.02543	0.08700	Oversupply
2/25/2020 16:12	0:01	SSA3	0.01436	1.41700	Oversupply
2/25/2020 16:13	0:01	SSA2	0.02592	1.12100	Oversupply
2/25/2020 18:06	0:02	SSA3	0.00324	0.13200	Oversupply
2/25/2020 18:06	0:01	SSA2	0.00179	0.39800	Oversupply
2/25/2020 18:07	0:01	SSA2	0.00176	0.01700	Oversupply
2/25/2020 23:02	0:26	KWPPII	2.173225639	10.22904205	Oversupply
2/25/2020 23:53	0:45	KWPPII	5.326764111	10.22904205	Oversupply
2/26/2020 0:15	0:17	AWE	0.669910598	12.30000019	Oversupply
2/26/2020 0:33	0:01	AWE	0.0029802	5.799999714	Oversupply
2/26/2020 0:40	0:27	KWPPII	4.000513151	10.22904205	Oversupply
2/26/2020 0:47	0:13	AWE	0.47245179	14	Oversupply
2/26/2020 1:09	3:12	KWPPII	28.14273602	10.22904205	Oversupply
2/26/2020 1:20	0:16	AWE	1.405339305	19.60000038	Oversupply
2/26/2020 1:37	0:03	AWE	0.066823618	10.19999981	Oversupply
2/26/2020 1:41	1:38	AWE	14.69165339	20.69999886	Oversupply
2/26/2020 3:20	0:02	AWE	0.007140541	13.19999981	Oversupply
2/26/2020 3:23	0:05	AWE	0.105063359	15.30000019	Oversupply
2/26/2020 3:29	0:08	AWE	0.130723174	15.59999943	Oversupply
2/26/2020 3:38	0:01	AWE	0.011916765	13	Oversupply
2/26/2020 3:44	0:05	AWE	0.065395196	14.30000019	Oversupply
2/26/2020 3:55	0:02	AWE	0.012260564	14.69999981	Oversupply
2/26/2020 4:03	0:04	AWE	0.042608102	16.19999886	Oversupply
2/26/2020 4:43	0:14	KWPPII	0.694759162	10.22904205	Oversupply
2/26/2020 7:48	0:01	AWE	0.001666667	0.100000001	Oversupply
2/26/2020 8:33	0:01	SSA3	0.01106	1.24400	Oversupply
2/26/2020 8:34	0:01	SSA2	0.01023	0.81600	Oversupply
2/26/2020 8:34	0:01	SSA3	0.01155	0.21500	Oversupply
2/26/2020 8:35	0:35	BS250	Data not available	Data not available	Oversupply
2/26/2020 8:35	0:35	SSA2	0.65295	0.03400	Oversupply
2/26/2020 8:35	0:35	SSA3	0.78765	0.00400	Oversupply
2/26/2020 8:36	0:35	KWPPII	5.000342118	10.22904205	Oversupply
2/26/2020 8:46	0:01	AWE	0.003096739	18.5	Oversupply
2/26/2020 8:48	0:15	AWE	0.704980564	20.39999962	Oversupply
2/26/2020 9:10	0:02	SSA3	0.04148	-0.00100	Oversupply
2/26/2020 9:10	0:01	SSA2	0.01951	0.03000	Oversupply
2/26/2020 9:11	0:01	SSA2	0.01914	0.12700	Oversupply
2/26/2020 9:11	0:01	SSA3	0.02051	0.36900	Oversupply
2/26/2020 9:12	0:28	BS250	Data not available	Data not available	Oversupply
2/26/2020 9:12	0:23	SSA2	0.54671	0.19800	Oversupply
2/26/2020 9:12	0:22	SSA3	0.60386	0.30200	Oversupply
2/26/2020 9:13	0:22	KWPPII	2.990998909	10.22904205	Oversupply
2/26/2020 9:14	0:06	AWE	0.142744319	20.5	Oversupply
2/26/2020 9:26	0:04	AWE	0.043512694	20.79999924	Oversupply
2/26/2020 9:34	0:01	SSA3	0.01782	0.00200	Oversupply
2/26/2020 9:34	0:01	SSA2	0.02641	0.03100	Oversupply
2/26/2020 9:35	0:05	SSA3	0.10732	0.01300	Oversupply
2/26/2020 9:35	0:04	SSA2	0.13207	0.02300	Oversupply
2/26/2020 9:36	0:05	KWPPII	0.314356836	10.22904205	Oversupply
2/26/2020 9:39	0:01	SSA3	0.01743	0.01200	Oversupply
2/26/2020 9:40	0:01	SSA2	0.02641	0.00300	Oversupply
2/26/2020 9:40	0:01	SSA3	0.01782	0.41600	Oversupply
2/26/2020 9:40	0:01	SSA2	0.02641	0.11500	Oversupply
2/26/2020 9:41	0:01	SSA3	0.01782	0.83500	Oversupply
2/26/2020 9:41	0:01	SSA2	0.02641	0.12900	Oversupply
2/26/2020 9:42	0:22	BS250	Data not available	Data not available	Oversupply
2/26/2020 9:42	0:22	SSA3	0.71973	0.02000	Oversupply
2/26/2020 9:42	0:22	SSA2	0.60532	0.00500	Oversupply
2/26/2020 9:44	0:21	KWPPII	2.772225253	10.22904205	Oversupply
2/26/2020 9:48	0:12	AWE	0.660819928	20.69999886	Oversupply
2/26/2020 10:04	0:01	SSA2	0.02066	-0.00300	Oversupply
2/26/2020 10:04	0:01	SSA3	0.02995	0.18100	Oversupply
2/26/2020 10:05	5:34	BS250	Data not available	Data not available	Oversupply



Maui Curtailment Report

February 2020

Start Date and Time	Duration (minutes)	IPP Curtailed	Estimated Curtailed MWH	Peak MW Curtailed	Reasons for Curtailment
2/26/2020 10:05	5:50	SSA3	16.00207	0.17800	Oversupply
2/26/2020 10:05	5:50	SSA2	11.71751	0.04200	Oversupply
2/26/2020 10:06	5:33	KWP	55.83879093	10.22904205	Oversupply
2/26/2020 10:14	5:11	AWE	74.14167478	20.89999962	Oversupply
2/26/2020 11:42	0:01	5A	Data not available	Data not available	Oversupply
2/26/2020 11:42	0:01	BS	Data not available	Data not available	Oversupply
2/26/2020 11:44	0:02	5A	Data not available	Data not available	Oversupply
2/26/2020 11:44	0:02	BS	Data not available	Data not available	Oversupply
2/26/2020 11:53	0:06	5A	Data not available	Data not available	Oversupply
2/26/2020 11:53	0:06	BS	Data not available	Data not available	Oversupply
2/26/2020 12:01	0:02	5A	Data not available	Data not available	Oversupply
2/26/2020 12:01	0:02	BS	Data not available	Data not available	Oversupply
2/26/2020 12:04	0:03	5A	Data not available	Data not available	Oversupply
2/26/2020 12:04	0:03	BS	Data not available	Data not available	Oversupply
2/26/2020 12:07	0:01	KWP	0.001130708	24.6593399	Oversupply
2/26/2020 12:08	0:05	5A	Data not available	Data not available	Oversupply
2/26/2020 12:08	0:05	BS	Data not available	Data not available	Oversupply
2/26/2020 12:14	0:04	5A	Data not available	Data not available	Oversupply
2/26/2020 12:14	0:04	BS	Data not available	Data not available	Oversupply
2/26/2020 12:19	0:08	5A	Data not available	Data not available	Oversupply
2/26/2020 12:19	0:08	BS	Data not available	Data not available	Oversupply
2/26/2020 12:20	0:01	KWP	0.000879129	23.07692337	Oversupply
2/26/2020 12:30	0:01	5A	Data not available	Data not available	Oversupply
2/26/2020 12:30	0:01	BS	Data not available	Data not available	Oversupply
2/26/2020 12:35	0:03	5A	Data not available	Data not available	Oversupply
2/26/2020 12:35	0:03	BS	Data not available	Data not available	Oversupply
2/26/2020 12:40	0:05	5A	Data not available	Data not available	Oversupply
2/26/2020 12:40	0:05	BS	Data not available	Data not available	Oversupply
2/26/2020 12:40	0:01	KWP	0.002637386	27.13846207	Oversupply
2/26/2020 12:46	0:02	5A	Data not available	Data not available	Oversupply
2/26/2020 12:46	0:02	BS	Data not available	Data not available	Oversupply
2/26/2020 12:46	0:01	KWP	0.002637386	24.60659409	Oversupply
2/26/2020 12:49	0:01	5A	Data not available	Data not available	Oversupply
2/26/2020 12:49	0:01	BS	Data not available	Data not available	Oversupply
2/26/2020 12:51	0:01	5A	Data not available	Data not available	Oversupply
2/26/2020 12:51	0:01	BS	Data not available	Data not available	Oversupply
2/26/2020 12:53	0:07	5A	Data not available	Data not available	Oversupply
2/26/2020 12:53	0:07	BS	Data not available	Data not available	Oversupply
2/26/2020 12:55	0:01	KWP	0.000879129	23.28791237	Oversupply
2/26/2020 12:59	0:01	KWP	0.000879129	23.23516464	Oversupply
2/26/2020 13:01	0:02	5A	Data not available	Data not available	Oversupply
2/26/2020 13:01	0:02	BS	Data not available	Data not available	Oversupply
2/26/2020 13:04	0:02	5A	Data not available	Data not available	Oversupply
2/26/2020 13:04	0:02	BS	Data not available	Data not available	Oversupply
2/26/2020 13:06	0:01	KWP	0.003516483	22.97142792	Oversupply
2/26/2020 13:08	0:03	5A	Data not available	Data not available	Oversupply
2/26/2020 13:08	0:03	BS	Data not available	Data not available	Oversupply
2/26/2020 13:39	0:01	5A	Data not available	Data not available	Oversupply
2/26/2020 13:39	0:01	BS	Data not available	Data not available	Oversupply
2/26/2020 13:49	0:01	KWP	0.005274741	26.92747307	Oversupply
2/26/2020 13:51	0:01	5A	Data not available	Data not available	Oversupply
2/26/2020 13:51	0:01	BS	Data not available	Data not available	Oversupply
2/26/2020 13:57	0:01	KWP	0.001758258	26.71648407	Oversupply
2/26/2020 15:26	0:04	AWE	0.046821435	20.69999886	Oversupply
2/26/2020 15:31	0:01	AWE	0.004514472	20.69999886	Oversupply
2/26/2020 15:33	0:02	AWE	0.00379645	20.69999886	Oversupply
2/26/2020 15:40	0:15	BS250	Data not available	Data not available	Oversupply
2/26/2020 15:40	0:16	KWP	1.560615993	10.22904205	Oversupply
2/26/2020 15:55	0:01	SSA2	0.01630	0.01200	Oversupply
2/26/2020 15:55	0:01	SSA3	0.02378	0.07500	Oversupply
2/26/2020 15:56	0:01	SSA3	0.02431	0.26700	Oversupply
2/26/2020 15:56	0:01	SSA2	0.01662	0.45200	Oversupply
2/26/2020 15:57	0:01	SSA3	0.02431	0.44400	Oversupply
2/26/2020 15:57	0:01	SSA2	0.01662	0.67400	Oversupply
2/26/2020 15:57	0:01	SSA3	0.02378	0.71300	Oversupply
2/26/2020 15:58	0:01	SSA2	0.01630	0.90500	Oversupply
2/26/2020 15:58	0:01	SSA3	0.02378	1.32800	Oversupply
2/26/2020 15:58	0:01	SSA2	0.01662	1.32100	Oversupply
2/26/2020 15:59	0:01	SSA3	0.02419	0.72000	Oversupply
2/26/2020 15:59	0:01	SSA2	0.01666	0.61100	Oversupply
2/26/2020 16:00	0:01	SSA3	0.01391	0.61100	Oversupply
2/26/2020 16:00	0:07	SSA2	0.24020	0.10400	Oversupply
2/26/2020 16:00	0:06	SSA3	0.11315	0.01700	Oversupply



Maui Curtailment Report

February 2020

Start Date and Time	Duration (minutes)	IPP Curtailed	Estimated Curtailed MWH	Peak MW Curtailed	Reasons for Curtailment
2/26/2020 16:01	0:06	BS250	Data not available	Data not available	Oversupply
2/26/2020 16:02	0:05	KWPIL	0.113529603	10.22904205	Oversupply
2/26/2020 16:06	0:01	SSA3	0.01453	0.00200	Oversupply
2/26/2020 16:07	0:01	SSA2	0.03002	0.05100	Oversupply
2/26/2020 16:07	0:01	SSA3	0.01391	0.41700	Oversupply
2/26/2020 16:08	0:01	SSA2	0.03002	0.12400	Oversupply
2/26/2020 16:08	0:01	SSA3	0.01391	0.95800	Oversupply
2/26/2020 16:09	0:01	SSA3	0.01422	1.48900	Oversupply
2/26/2020 16:09	0:01	SSA2	0.03002	0.10700	Oversupply
2/26/2020 22:50	0:01	KWPIL	0.00192469	10.22904205	Oversupply
2/26/2020 23:10	0:04	KWPIL	0.010202297	10.22904205	Oversupply
2/26/2020 23:30	4:00	KWPIL	21.46861636	10.22904205	Oversupply
2/27/2020 2:52	0:14	AWE	0.498463655	9.699999809	Oversupply
2/27/2020 3:08	0:02	AWE	0.014711944	6.799999714	Oversupply
2/27/2020 3:15	0:02	AWE	0.004083586	5.699999809	Oversupply
2/27/2020 3:18	0:04	AWE	0.047792427	5.099999905	Oversupply
2/27/2020 3:24	0:01	AWE	0.013916103	6.799999714	Oversupply
2/27/2020 3:31	1:13	KWPIL	4.590770352	10.22904205	Oversupply
2/27/2020 8:34	0:01	SSA3	0.00950	1.26000	Oversupply
2/27/2020 8:34	0:01	SSA3	0.00971	1.27200	Oversupply
2/27/2020 8:35	0:01	SSA3	0.00971	0.13300	Oversupply
2/27/2020 8:36	0:01	SSA3	0.00950	1.07600	Oversupply
2/27/2020 8:37	0:13	BS250	Data not available	Data not available	Oversupply
2/27/2020 8:37	0:01	SSA2	0.00241	0.05200	Oversupply
2/27/2020 8:37	0:01	AWE	0.001666667	0.100000001	Oversupply
2/27/2020 8:37	0:02	SSA3	0.02003	0.33900	Oversupply
2/27/2020 8:37	0:01	SSA2	0.00241	0.09700	Oversupply
2/27/2020 8:38	0:01	SSA2	0.00241	0.02000	Oversupply
2/27/2020 8:38	0:01	SSA3	0.00950	0.20200	Oversupply
2/27/2020 8:39	0:02	SSA3	0.02870	0.34300	Oversupply
2/27/2020 8:39	0:12	SSA2	0.05180	0.09600	Oversupply
2/27/2020 8:41	0:09	KWPIL	0.082587783	10.22904205	Oversupply
2/27/2020 8:41	0:01	SSA3	0.00950	0.00900	Oversupply
2/27/2020 8:42	0:01	SSA3	0.00971	-0.00100	Oversupply
2/27/2020 8:43	0:01	SSA3	0.00950	0.01200	Oversupply
2/27/2020 8:44	0:05	SSA3	0.08701	0.00300	Oversupply
2/27/2020 8:49	0:01	SSA3	0.01329	-0.00100	Oversupply
2/27/2020 8:50	0:01	SSA3	0.01300	0.15100	Oversupply
2/27/2020 8:51	0:01	SSA3	0.01358	0.05900	Oversupply
2/27/2020 8:51	0:01	SSA2	0.00522	0.11900	Oversupply
2/27/2020 8:51	0:01	SSA3	0.01329	0.12200	Oversupply
2/27/2020 8:53	0:01	SSA2	0.00522	0.41200	Oversupply
2/27/2020 8:53	0:01	SSA3	0.01358	1.53200	Oversupply
2/27/2020 8:54	0:01	SSA2	0.00501	0.99800	Oversupply
2/27/2020 8:54	0:01	SSA3	0.01329	0.76700	Oversupply
2/27/2020 8:55	0:01	SSA3	0.01300	1.19400	Oversupply
2/27/2020 8:55	0:01	SSA2	0.00522	0.93700	Oversupply
2/27/2020 8:56	0:01	SSA3	0.01358	0.61000	Oversupply
2/27/2020 8:56	0:01	SSA2	0.00522	0.18100	Oversupply
2/27/2020 8:57	0:01	SSA3	0.01329	0.31500	Oversupply
2/27/2020 8:58	0:01	SSA3	0.01329	1.12200	Oversupply
2/27/2020 8:58	0:01	SSA2	0.00522	0.29700	Oversupply
2/27/2020 8:58	0:01	SSA3	0.01329	1.04600	Oversupply
2/27/2020 8:59	0:01	SSA2	0.00220	0.57100	Oversupply
2/27/2020 8:59	0:01	SSA3	0.00851	0.19400	Oversupply
2/27/2020 9:00	0:01	SSA2	0.00594	0.31600	Oversupply
2/27/2020 9:00	0:01	SSA3	0.00514	1.25300	Oversupply
2/27/2020 9:01	0:01	SSA2	0.00594	0.28200	Oversupply
2/27/2020 9:01	0:01	SSA3	0.00503	1.44900	Oversupply
2/27/2020 9:02	0:01	SSA3	0.00514	1.69300	Oversupply
2/27/2020 9:02	0:01	SSA2	0.00594	0.58300	Oversupply
2/27/2020 9:03	0:01	SSA3	0.00503	0.19100	Oversupply
2/27/2020 9:03	0:01	SSA2	0.00594	1.28800	Oversupply
2/27/2020 9:04	0:01	SSA3	0.00514	1.29700	Oversupply
2/27/2020 9:04	0:01	SSA2	0.00594	0.19800	Oversupply
2/27/2020 9:05	0:01	SSA3	0.00492	0.76200	Oversupply
2/27/2020 9:05	0:01	SSA2	0.00594	1.06600	Oversupply
2/27/2020 9:08	0:01	SSA3	0.00503	1.81700	Oversupply
2/27/2020 9:09	0:01	SSA3	0.00503	1.79800	Oversupply
2/27/2020 9:09	0:01	SSA2	0.00594	1.39800	Oversupply
2/27/2020 9:11	0:01	SSA3	0.00514	0.27900	Oversupply
2/27/2020 9:11	0:01	SSA2	0.00594	1.16000	Oversupply
2/27/2020 9:11	0:01	SSA3	0.00514	1.73400	Oversupply



Maui Curtailment Report

February 2020

Start Date and Time	Duration (minutes)	IPP Curtailed	Estimated Curtailed MWH	Peak MW Curtailed	Reasons for Curtailment
2/27/2020 9:18	0:01	SSA3	0.00303	1.88000	Oversupply
2/27/2020 9:18	0:01	SSA2	0.00449	1.52800	Oversupply
2/27/2020 9:19	0:01	SSA3	0.00310	1.87700	Oversupply
2/27/2020 9:20	0:01	SSA2	0.00449	0.40600	Oversupply
2/27/2020 9:21	0:01	SSA2	0.00449	1.57200	Oversupply
2/27/2020 9:21	0:01	SSA3	0.00316	1.05300	Oversupply
2/27/2020 9:21	0:01	SSA2	0.00441	0.91900	Oversupply
2/27/2020 9:22	0:01	SSA3	0.00316	0.88700	Oversupply
2/27/2020 9:22	0:01	SSA2	0.00449	0.74700	Oversupply
2/27/2020 9:23	0:02	SSA3	0.00626	1.33900	Oversupply
2/27/2020 9:23	0:02	SSA2	0.00898	1.11000	Oversupply
2/27/2020 9:25	0:01	SSA3	0.00310	1.27800	Oversupply
2/27/2020 9:25	0:01	SSA2	0.00449	1.12600	Oversupply
2/27/2020 9:34	1:51	SSA2	4.09858	1.80600	Oversupply
2/27/2020 9:35	1:51	BS250	Data not available	Data not available	Oversupply
2/27/2020 9:35	1:50	SSA3	4.44306	2.21100	Oversupply
2/27/2020 9:38	1:48	KWP	16.50386235	10.22904205	Oversupply
2/27/2020 9:52	1:19	AWE	8.524289026	15.80000019	Oversupply
2/27/2020 10:47	0:01	5A	Data not available	Data not available	Oversupply
2/27/2020 10:47	0:01	BS	Data not available	Data not available	Oversupply
2/27/2020 10:49	0:01	5A	Data not available	Data not available	Oversupply
2/27/2020 10:49	0:01	BS	Data not available	Data not available	Oversupply
2/27/2020 11:14	0:05	AWE	0.080297709	17.39999962	Oversupply
2/27/2020 11:25	0:01	SSA3	0.03478	0.01500	Oversupply
2/27/2020 11:25	0:01	SSA2	0.03926	0.03000	Oversupply
2/27/2020 11:26	0:01	SSA3	0.03554	1.13800	Oversupply
2/27/2020 11:26	0:01	SSA2	0.03926	1.15600	Oversupply
2/27/2020 11:27	0:01	SSA3	0.03554	1.15900	Oversupply
2/27/2020 11:27	0:01	SSA2	0.03926	0.93200	Oversupply
2/27/2020 11:27	0:43	SSA3	1.86379	0.25400	Oversupply
2/27/2020 11:28	0:44	BS250	Data not available	Data not available	Oversupply
2/27/2020 11:28	0:44	KWP	7.110059003	10.22904205	Oversupply
2/27/2020 11:28	0:43	SSA2	1.85917	0.08500	Oversupply
2/27/2020 11:31	0:37	AWE	2.992947467	17.5	Oversupply
2/27/2020 12:11	0:01	SSA3	0.03550	-0.00500	Oversupply
2/27/2020 12:11	0:01	SSA2	0.03598	0.00300	Oversupply
2/27/2020 12:12	0:01	SSA3	0.03627	0.50800	Oversupply
2/27/2020 12:12	0:01	SSA2	0.03598	0.25600	Oversupply
2/27/2020 12:12	0:01	SSA3	0.03627	0.95400	Oversupply
2/27/2020 12:13	0:01	SSA2	0.03598	0.62800	Oversupply
2/27/2020 12:13	3:33	SSA3	9.10978	0.27600	Oversupply
2/27/2020 12:14	0:16	BS250	Data not available	Data not available	Oversupply
2/27/2020 12:14	3:33	KWP	35.88216948	10.22904205	Oversupply
2/27/2020 12:14	3:33	SSA2	9.78879	0.08600	Oversupply
2/27/2020 12:17	3:23	AWE	41.48657227	18.5	Oversupply
2/27/2020 12:31	3:15	BS250	Data not available	Data not available	Oversupply
2/27/2020 12:54	0:01	5A	Data not available	Data not available	Oversupply
2/27/2020 12:54	0:01	BS	Data not available	Data not available	Oversupply
2/27/2020 12:55	0:01	KWP	0.000879129	24.97582436	Oversupply
2/27/2020 12:56	0:06	5A	Data not available	Data not available	Oversupply
2/27/2020 12:56	0:06	BS	Data not available	Data not available	Oversupply
2/27/2020 12:58	0:01	KWP	0.004395612	22.02197838	Oversupply
2/27/2020 13:05	0:01	KWP	0.000879129	21.23077011	Oversupply
2/27/2020 13:07	0:05	5A	Data not available	Data not available	Oversupply
2/27/2020 13:07	0:05	BS	Data not available	Data not available	Oversupply
2/27/2020 13:13	0:04	5A	Data not available	Data not available	Oversupply
2/27/2020 13:13	0:04	BS	Data not available	Data not available	Oversupply
2/27/2020 13:17	0:01	KWP	0.001758226	18.48791122	Oversupply
2/27/2020 13:19	0:01	KWP	0.000879129	19.01538467	Oversupply
2/27/2020 13:21	0:01	5A	Data not available	Data not available	Oversupply
2/27/2020 13:21	0:01	BS	Data not available	Data not available	Oversupply
2/27/2020 13:24	0:01	KWP	0.000879129	22.02197838	Oversupply
2/27/2020 13:25	0:02	5A	Data not available	Data not available	Oversupply
2/27/2020 13:25	0:02	BS	Data not available	Data not available	Oversupply
2/27/2020 13:44	0:01	5A	Data not available	Data not available	Oversupply
2/27/2020 13:44	0:01	BS	Data not available	Data not available	Oversupply
2/27/2020 14:09	0:01	KWP	0.000494289	25.5032959	Oversupply
2/27/2020 14:10	0:06	5A	Data not available	Data not available	Oversupply
2/27/2020 14:10	0:06	BS	Data not available	Data not available	Oversupply
2/27/2020 14:11	0:01	KWP	0.005274709	26.13626289	Oversupply
2/27/2020 14:18	0:01	5A	Data not available	Data not available	Oversupply
2/27/2020 14:18	0:01	BS	Data not available	Data not available	Oversupply
2/27/2020 14:18	0:01	KWP	0.000879129	23.70989037	Oversupply



Maui Curtailment Report

February 2020

Start Date and Time	Duration (minutes)	IPP Curtailed	Estimated Curtailed MWH	Peak MW Curtailed	Reasons for Curtailment
2/27/2020 14:20	0:01	5A	Data not available	Data not available	Oversupply
2/27/2020 14:20	0:01	BS	Data not available	Data not available	Oversupply
2/27/2020 14:22	0:02	5A	Data not available	Data not available	Oversupply
2/27/2020 14:22	0:02	BS	Data not available	Data not available	Oversupply
2/27/2020 14:25	0:01	5A	Data not available	Data not available	Oversupply
2/27/2020 14:25	0:01	BS	Data not available	Data not available	Oversupply
2/27/2020 14:27	0:02	5A	Data not available	Data not available	Oversupply
2/27/2020 14:27	0:02	BS	Data not available	Data not available	Oversupply
2/27/2020 14:30	0:03	5A	Data not available	Data not available	Oversupply
2/27/2020 14:30	0:03	BS	Data not available	Data not available	Oversupply
2/27/2020 14:42	0:08	5A	Data not available	Data not available	Oversupply
2/27/2020 14:42	0:08	BS	Data not available	Data not available	Oversupply
2/27/2020 14:43	0:01	KWP	0.004550966	27.56044006	Oversupply
2/27/2020 14:48	0:01	KWP	0.004395612	22.81318665	Oversupply
2/27/2020 14:54	0:01	5A	Data not available	Data not available	Oversupply
2/27/2020 14:54	0:01	BS	Data not available	Data not available	Oversupply
2/27/2020 14:56	0:01	5A	Data not available	Data not available	Oversupply
2/27/2020 14:56	0:01	BS	Data not available	Data not available	Oversupply
2/27/2020 15:46	0:01	SSA3	0.02663	0.38100	Oversupply
2/27/2020 15:46	0:01	SSA2	0.03545	0.13800	Oversupply
2/27/2020 15:47	0:01	SSA3	0.02782	0.22600	Oversupply
2/27/2020 15:47	0:01	SSA2	0.03545	1.15700	Oversupply
2/27/2020 15:48	0:24	BS250	Data not available	Data not available	Oversupply
2/27/2020 15:48	0:24	SSA3	0.70482	0.57100	Oversupply
2/27/2020 15:48	0:22	SSA2	0.82744	0.23600	Oversupply
2/27/2020 15:49	0:23	KWP	1.717667472	10.22904205	Oversupply
2/27/2020 16:11	0:01	SSA2	0.02778	-0.00100	Oversupply
2/27/2020 16:11	0:01	SSA2	0.02778	0.00100	Oversupply
2/27/2020 16:12	0:01	SSA3	0.01735	0.10300	Oversupply
2/27/2020 16:12	0:01	SSA2	0.02778	0.03600	Oversupply
2/27/2020 16:12	0:01	SSA3	0.01812	0.27800	Oversupply
2/27/2020 16:13	0:01	SSA2	0.02778	0.51100	Oversupply
2/27/2020 16:13	0:01	SSA3	0.01773	0.71000	Oversupply
2/27/2020 16:14	0:01	SSA2	0.01633	0.12000	Oversupply
2/27/2020 16:14	0:01	SSA3	0.01145	1.20300	Oversupply
2/27/2020 16:15	0:01	SSA2	0.00103	0.69200	Oversupply
2/28/2020 0:32	0:10	KWP	0.150275977	10.22904205	Oversupply
2/28/2020 0:46	4:13	KWP	18.67465877	10.22904205	Oversupply
2/28/2020 5:00	0:01	KWP	0.000520341	10.22904205	Oversupply
2/28/2020 8:31	0:01	SSA2	0.00882	0.79900	Oversupply
2/28/2020 8:32	0:01	SSA2	0.00882	0.73700	Oversupply
2/28/2020 8:33	0:01	SSA3	0.01028	1.28300	Oversupply
2/28/2020 8:33	0:01	SSA2	0.00865	0.77400	Oversupply
2/28/2020 8:34	0:01	SSA3	0.01050	1.29400	Oversupply
2/28/2020 8:34	0:01	SSA2	0.00882	0.85600	Oversupply
2/28/2020 8:34	0:07	SSA3	0.09294	0.12100	Oversupply
2/28/2020 8:35	0:07	BS250	Data not available	Data not available	Oversupply
2/28/2020 8:35	0:07	SSA2	0.07142	0.06800	Oversupply
2/28/2020 8:36	0:06	KWP	0.144166581	10.22904205	Oversupply
2/28/2020 8:41	0:02	SSA3	0.02078	0.00800	Oversupply
2/28/2020 8:42	0:01	SSA2	0.00882	0.03900	Oversupply
2/28/2020 8:42	0:01	SSA2	0.00899	0.10500	Oversupply
2/28/2020 8:43	0:01	SSA3	0.01005	0.69100	Oversupply
2/28/2020 8:43	0:01	SSA2	0.00882	0.27000	Oversupply
2/28/2020 8:44	0:01	SSA3	0.01028	0.59100	Oversupply
2/28/2020 8:44	0:01	SSA2	0.00247	0.76200	Oversupply
2/28/2020 8:44	0:01	SSA3	0.00037	1.41100	Oversupply
2/28/2020 8:45	0:01	SSA2	0.00375	0.83000	Oversupply
2/28/2020 8:45	0:01	SSA3	0.00253	0.87200	Oversupply
2/28/2020 8:46	0:01	SSA2	0.00390	0.80700	Oversupply
2/28/2020 8:46	0:01	SSA3	0.00247	1.47500	Oversupply
2/28/2020 8:47	0:01	SSA2	0.00383	0.93100	Oversupply
2/28/2020 8:47	0:01	SSA3	0.00247	1.06600	Oversupply
2/28/2020 8:48	0:01	SSA3	0.00253	0.96200	Oversupply
2/28/2020 8:48	0:01	SSA2	0.00390	0.98000	Oversupply
2/28/2020 8:48	0:01	SSA3	0.00253	0.89200	Oversupply
2/28/2020 8:48	0:01	SSA2	0.00383	0.81100	Oversupply
2/28/2020 8:49	0:01	SSA3	0.00247	0.73500	Oversupply
2/28/2020 8:49	0:01	SSA2	0.00390	0.81700	Oversupply
2/28/2020 8:50	0:01	SSA3	0.00269	0.60300	Oversupply
2/28/2020 8:50	0:01	SSA2	0.00390	0.58900	Oversupply
2/28/2020 8:51	0:01	SSA3	0.00247	0.79500	Oversupply
2/28/2020 8:51	0:01	SSA2	0.00390	1.11400	Oversupply



Maui Curtailment Report

February 2020

Start Date and Time	Duration (minutes)	IPP Curtailed	Estimated Curtailed MWH	Peak MW Curtailed	Reasons for Curtailment
2/28/2020 9:13	0:01	SSA2	-0.00014	1.79400	Oversupply
2/28/2020 9:14	0:01	SSA3	0.00534	1.83600	Oversupply
2/28/2020 9:14	0:01	SSA2	0.01708	1.43200	Oversupply
2/28/2020 9:15	0:01	SSA3	0.02442	0.08700	Oversupply
2/28/2020 9:15	0:01	SSA2	0.01703	0.08700	Oversupply
2/28/2020 9:15	0:01	SSA3	0.02442	0.94500	Oversupply
2/28/2020 9:16	0:01	SSA2	0.01703	0.30400	Oversupply
2/28/2020 9:16	0:01	SSA3	0.02390	0.04500	Oversupply
2/28/2020 9:17	0:01	SSA2	0.01703	0.10100	Oversupply
2/28/2020 9:17	0:01	SSA3	0.02442	0.52000	Oversupply
2/28/2020 9:18	0:19	BS250	Data not available	Data not available	Oversupply
2/28/2020 9:18	0:01	SSA2	0.01638	0.14700	Oversupply
2/28/2020 9:18	0:19	SSA3	0.49863	0.08800	Oversupply
2/28/2020 9:19	0:18	SSA2	0.25972	0.03200	Oversupply
2/28/2020 9:20	0:18	KWPPII	0.997205385	10.22904205	Oversupply
2/28/2020 9:36	0:01	SSA3	0.01482	0.00500	Oversupply
2/28/2020 9:37	0:01	SSA2	0.00490	0.00000	Oversupply
2/28/2020 9:37	0:01	SSA3	0.01548	0.46600	Oversupply
2/28/2020 9:38	0:01	SSA2	0.00490	0.18100	Oversupply
2/28/2020 9:38	0:01	SSA3	0.01712	1.27700	Oversupply
2/28/2020 9:45	0:01	SSA2	0.01352	0.57200	Oversupply
2/28/2020 9:46	0:01	SSA3	0.02159	2.18900	Oversupply
2/28/2020 9:46	0:01	SSA2	0.01352	0.12200	Oversupply
2/28/2020 9:47	0:01	SSA3	0.02067	0.82500	Oversupply
2/28/2020 9:47	0:01	SSA2	0.01352	0.15000	Oversupply
2/28/2020 9:47	0:01	SSA3	0.02297	0.57600	Oversupply
2/28/2020 9:48	0:01	SSA2	0.01352	0.51600	Oversupply
2/28/2020 9:48	0:01	SSA3	0.02113	0.51200	Oversupply
2/28/2020 9:49	0:01	SSA3	0.02113	0.93600	Oversupply
2/28/2020 9:49	0:01	SSA2	0.01352	0.41300	Oversupply
2/28/2020 9:50	0:01	SSA3	0.02159	1.29600	Oversupply
2/28/2020 9:50	0:01	SSA2	0.01352	0.57300	Oversupply
2/28/2020 9:50	0:01	SSA3	0.02159	0.84100	Oversupply
2/28/2020 9:51	0:01	SSA2	0.01352	0.27800	Oversupply
2/28/2020 9:51	0:01	SSA3	0.02067	0.03300	Oversupply
2/28/2020 9:51	0:01	SSA2	0.01352	0.02700	Oversupply
2/28/2020 9:52	0:01	BS250	Data not available	Data not available	Oversupply
2/28/2020 9:52	0:01	KWPPII	0.001520141	10.22904205	Oversupply
2/28/2020 9:52	0:01	SSA3	0.02159	0.01900	Oversupply
2/28/2020 9:52	0:01	SSA2	0.01352	0.18400	Oversupply
2/28/2020 9:53	0:01	SSA3	0.02159	0.94500	Oversupply
2/28/2020 9:53	0:01	SSA2	0.01352	0.30800	Oversupply
2/28/2020 9:54	0:22	SSA3	0.80737	0.31100	Oversupply
2/28/2020 9:54	0:22	SSA2	0.33743	0.02000	Oversupply
2/28/2020 9:55	0:20	BS250	Data not available	Data not available	Oversupply
2/28/2020 9:56	0:20	KWPPII	1.350776406	10.22904205	Oversupply
2/28/2020 10:15	0:01	SSA3	0.03364	0.09900	Oversupply
2/28/2020 10:16	0:01	SSA2	0.01774	0.07000	Oversupply
2/28/2020 10:16	0:01	SSA3	0.03364	0.81100	Oversupply
2/28/2020 10:16	0:01	SSA2	0.01774	0.10400	Oversupply
2/28/2020 10:17	0:01	SSA3	0.03221	0.75500	Oversupply
2/28/2020 10:17	0:01	SSA2	0.01774	0.14000	Oversupply
2/28/2020 10:18	0:29	BS250	Data not available	Data not available	Oversupply
2/28/2020 10:18	0:29	SSA3	1.20645	0.17600	Oversupply
2/28/2020 10:18	0:29	SSA2	0.43672	0.02200	Oversupply
2/28/2020 10:20	0:28	KWPPII	3.497504259	10.22904205	Oversupply
2/28/2020 10:28	0:07	AWE	0.176984231	17.5	Oversupply
2/28/2020 10:38	0:01	AWE	0.004037762	17.5	Oversupply
2/28/2020 10:40	0:02	AWE	0.013618819	17.5	Oversupply
2/28/2020 10:47	0:01	SSA2	0.01105	0.00000	Oversupply
2/28/2020 10:47	0:01	SSA3	0.03590	0.36400	Oversupply
2/28/2020 10:48	4:41	BS250	Data not available	Data not available	Oversupply
2/28/2020 10:48	4:41	SSA2	9.64004	0.13400	Oversupply
2/28/2020 10:48	4:40	SSA3	10.59178	1.63500	Oversupply
2/28/2020 10:49	4:39	KWPPII	45.36355343	10.22904205	Oversupply
2/28/2020 11:09	0:01	AWE	0.002158864	17.39999962	Oversupply
2/28/2020 11:12	0:28	AWE	1.695000219	17.79999924	Oversupply
2/28/2020 11:42	3:40	AWE	42.49981268	21	Oversupply
2/28/2020 12:36	0:03	5A	Data not available	Data not available	Oversupply
2/28/2020 12:36	0:03	BS	Data not available	Data not available	Oversupply
2/28/2020 12:36	0:01	KWP	0.001758226	28.7208786	Oversupply
2/28/2020 12:45	0:02	5A	Data not available	Data not available	Oversupply
2/28/2020 12:45	0:02	BS	Data not available	Data not available	Oversupply



Maui Curtailment Report

February 2020

Start Date and Time	Duration (minutes)	IPP Curtailed	Estimated Curtailed MWH	Peak MW Curtailed	Reasons for Curtailment
2/28/2020 12:48	0:01	5A	Data not available	Data not available	Oversupply
2/28/2020 12:48	0:01	BS	Data not available	Data not available	Oversupply
2/28/2020 12:50	0:01	5A	Data not available	Data not available	Oversupply
2/28/2020 12:50	0:01	BS	Data not available	Data not available	Oversupply
2/28/2020 12:51	0:01	KWP	0.001758258	28.45714378	Oversupply
2/28/2020 12:52	0:02	5A	Data not available	Data not available	Oversupply
2/28/2020 12:52	0:02	BS	Data not available	Data not available	Oversupply
2/28/2020 13:17	0:06	5A	Data not available	Data not available	Oversupply
2/28/2020 13:17	0:06	BS	Data not available	Data not available	Oversupply
2/28/2020 13:24	0:02	5A	Data not available	Data not available	Oversupply
2/28/2020 13:24	0:02	BS	Data not available	Data not available	Oversupply
2/28/2020 13:27	0:02	5A	Data not available	Data not available	Oversupply
2/28/2020 13:27	0:02	BS	Data not available	Data not available	Oversupply
2/28/2020 13:31	0:01	5A	Data not available	Data not available	Oversupply
2/28/2020 13:31	0:01	BS	Data not available	Data not available	Oversupply
2/28/2020 13:37	0:01	5A	Data not available	Data not available	Oversupply
2/28/2020 13:37	0:01	BS	Data not available	Data not available	Oversupply
2/28/2020 14:26	0:04	5A	Data not available	Data not available	Oversupply
2/28/2020 14:26	0:04	BS	Data not available	Data not available	Oversupply
2/28/2020 14:27	0:01	KWP	0.002637355	28.35164833	Oversupply
2/28/2020 15:28	0:23	SSA3	0.69119	0.01600	Oversupply
2/28/2020 15:29	0:01	SSA2	0.03577	0.03600	Oversupply
2/28/2020 15:30	0:21	BS250	Data not available	Data not available	Oversupply
2/28/2020 15:30	0:21	KWP	1.75572079	10.22904205	Oversupply
2/28/2020 15:30	0:21	SSA2	0.72609	0.00100	Oversupply
2/28/2020 15:51	0:01	SSA2	0.02129	0.00100	Oversupply
2/28/2020 15:51	0:01	SSA3	0.02085	0.33000	Oversupply
2/28/2020 15:51	0:01	SSA2	0.02129	0.25200	Oversupply
2/28/2020 15:52	0:01	SSA3	0.02130	1.47500	Oversupply
2/28/2020 15:52	0:01	SSA2	0.02129	0.50500	Oversupply
2/28/2020 15:53	0:01	SSA3	0.02085	1.91200	Oversupply
2/28/2020 15:54	0:01	SSA3	0.02130	2.47300	Oversupply
2/28/2020 15:54	0:01	SSA2	0.02129	1.64000	Oversupply
2/28/2020 15:55	0:01	SSA3	0.02130	0.85200	Oversupply
2/28/2020 15:55	0:01	SSA2	0.02129	1.46600	Oversupply
2/28/2020 15:56	0:01	SSA3	0.02085	1.92800	Oversupply
2/28/2020 15:56	0:01	SSA2	0.02129	1.35900	Oversupply
2/28/2020 15:56	0:01	SSA3	0.02311	0.53200	Oversupply
2/28/2020 15:57	0:01	SSA2	0.02129	0.05700	Oversupply
2/28/2020 15:57	0:01	SSA3	0.02085	0.79300	Oversupply
2/28/2020 15:58	0:01	SSA2	0.02129	0.95100	Oversupply
2/28/2020 15:58	0:01	SSA3	0.02130	0.55600	Oversupply
2/28/2020 15:58	0:01	SSA2	0.02129	0.55300	Oversupply
2/28/2020 15:59	0:01	SSA3	0.02156	0.11900	Oversupply
2/28/2020 15:59	0:01	SSA2	0.02424	0.03600	Oversupply
2/28/2020 16:00	0:01	SSA3	0.02363	0.29900	Oversupply
2/28/2020 16:00	0:01	SSA2	0.03318	0.47000	Oversupply
2/28/2020 16:00	0:01	SSA3	0.02363	0.10400	Oversupply
2/28/2020 16:01	0:01	SSA2	0.03318	0.29400	Oversupply
2/28/2020 16:01	0:01	SSA3	0.02313	0.39300	Oversupply
2/28/2020 16:02	0:01	SSA3	0.02363	0.01500	Oversupply
2/28/2020 16:02	0:01	SSA2	0.03318	0.03800	Oversupply
2/28/2020 16:03	0:01	SSA3	0.02313	0.11300	Oversupply
2/28/2020 16:03	0:01	SSA2	0.03318	0.15500	Oversupply
2/28/2020 16:03	0:01	SSA3	0.02313	0.13000	Oversupply
2/28/2020 16:04	0:04	BS250	Data not available	Data not available	Oversupply
2/28/2020 16:04	0:01	SSA2	0.03318	0.33900	Oversupply
2/28/2020 16:04	0:03	SSA3	0.09402	0.01500	Oversupply
2/28/2020 16:04	0:03	SSA2	0.13272	0.01500	Oversupply
2/28/2020 16:05	0:03	KWP	0.010392491	10.22904205	Oversupply
2/28/2020 16:07	0:01	SSA3	0.02313	0.01600	Oversupply
2/28/2020 16:08	0:01	SSA2	0.03318	0.05400	Oversupply
2/28/2020 16:08	0:01	SSA3	0.02363	0.35400	Oversupply
2/28/2020 16:09	0:01	SSA2	0.03318	0.26400	Oversupply
2/28/2020 16:09	0:01	SSA3	0.02363	0.43000	Oversupply
2/28/2020 16:10	0:01	SSA3	0.02313	0.75400	Oversupply
2/28/2020 16:10	0:01	SSA2	0.03190	0.49800	Oversupply
2/28/2020 16:10	0:01	SSA3	0.02313	0.09900	Oversupply
2/28/2020 16:11	0:01	SSA2	0.03318	0.26700	Oversupply
2/28/2020 16:11	0:01	SSA3	0.02313	0.14900	Oversupply
2/28/2020 16:11	0:01	SSA2	0.03318	0.34100	Oversupply
2/28/2020 16:12	0:01	SSA3	0.02263	0.11100	Oversupply
2/28/2020 16:12	0:01	SSA2	0.03318	0.26900	Oversupply



Maui Curtailment Report

February 2020

Start Date and Time	Duration (minutes)	IPP Curtailed	Estimated Curtailed MWH	Peak MW Curtailed	Reasons for Curtailment
2/28/2020 16:13	0:01	SSA3	0.02313	0.01100	Oversupply
2/28/2020 16:13	0:01	SSA2	0.03318	0.01200	Oversupply
2/28/2020 16:13	0:01	SSA3	0.02363	0.17800	Oversupply
2/28/2020 16:14	0:01	SSA2	0.03379	0.08000	Oversupply
2/28/2020 16:14	0:01	SSA3	0.01950	0.31500	Oversupply
2/28/2020 16:15	0:09	BS250	Data not available	Data not available	Oversupply
2/28/2020 16:15	0:10	SSA2	0.11854	0.03900	Oversupply
2/28/2020 16:15	0:09	SSA3	0.18792	0.01500	Oversupply
2/28/2020 16:18	0:07	KWPPII	0.137932412	10.22904205	Oversupply
2/28/2020 16:24	0:01	SSA3	0.01575	0.33800	Oversupply
2/28/2020 16:24	0:01	SSA2	0.01078	0.02700	Oversupply
2/28/2020 23:57	3:55	KWPPII	35.36860162	10.22904205	Oversupply
2/29/2020 0:46	0:05	AWE	0.114092906	18.10000038	Oversupply
2/29/2020 0:52	0:02	AWE	0.032342307	16.5	Oversupply
2/29/2020 0:57	0:03	AWE	0.03282005	14.89999962	Oversupply
2/29/2020 1:03	0:05	AWE	0.048255348	15.59999943	Oversupply
2/29/2020 1:09	0:04	AWE	0.038852072	14.19999981	Oversupply
2/29/2020 1:15	2:27	AWE	17.17819513	20.10000038	Oversupply
2/29/2020 3:43	0:02	AWE	0.007226356	8.899999619	Oversupply
2/29/2020 3:54	1:08	KWPPII	9.327035709	8.73210907	Oversupply
2/29/2020 4:05	0:50	AWE	4.730612961	20.69999886	Oversupply
2/29/2020 5:04	0:40	KWPPII	2.258320407	8.73210907	Oversupply
2/29/2020 5:50	0:10	KWPPII	0.211158975	8.73210907	Oversupply
2/29/2020 6:37	0:02	KWPPII	0.019226329	8.73210907	Oversupply
2/29/2020 8:35	0:01	SSA2	0.00259	0.48600	Oversupply
2/29/2020 8:36	0:19	BS250	Data not available	Data not available	Oversupply
2/29/2020 8:36	0:02	SSA3	0.01026	0.13100	Oversupply
2/29/2020 8:36	0:06	SSA2	0.01814	0.15500	Oversupply
2/29/2020 8:38	0:18	KWPPII	0.66628956	8.73210907	Oversupply
2/29/2020 8:38	0:01	SSA3	0.00337	-0.00300	Oversupply
2/29/2020 8:39	0:16	SSA3	0.07249	0.00600	Oversupply
2/29/2020 8:42	0:13	SSA2	0.08149	0.02600	Oversupply
2/29/2020 8:55	0:01	SSA2	0.00607	0.25600	Oversupply
2/29/2020 9:21	0:01	SSA3	0.01047	2.06400	Oversupply
2/29/2020 9:21	0:01	SSA2	0.00207	0.37200	Oversupply
2/29/2020 9:22	0:10	SSA3	0.10198	1.92000	Oversupply
2/29/2020 9:22	0:10	SSA2	0.02108	0.06100	Oversupply
2/29/2020 9:23	0:09	BS250	Data not available	Data not available	Oversupply
2/29/2020 9:23	0:09	KWPPII	0.706497761	8.73210907	Oversupply
2/29/2020 9:27	0:02	AWE	0.021932602	16.79999924	Oversupply
2/29/2020 9:42	0:01	SSA3	0.00207	2.55000	Oversupply
2/29/2020 9:42	0:01	SSA3	0.00207	2.48000	Oversupply
2/29/2020 9:43	0:01	SSA3	0.00203	2.55900	Oversupply
2/29/2020 9:44	0:01	SSA2	0.00267	0.45900	Oversupply
2/29/2020 9:44	0:01	SSA3	0.01062	2.57200	Oversupply
2/29/2020 9:45	0:01	SSA2	0.00799	0.36100	Oversupply
2/29/2020 9:45	0:01	SSA3	0.02458	0.06200	Oversupply
2/29/2020 9:46	1:30	BS250	Data not available	Data not available	Oversupply
2/29/2020 9:46	1:31	SSA3	3.76415	0.21200	Oversupply
2/29/2020 9:46	1:31	SSA2	1.07250	0.02800	Oversupply
2/29/2020 9:47	1:30	KWPPII	11.560504	8.73210907	Oversupply
2/29/2020 9:59	0:17	AWE	0.995373225	17.60000038	Oversupply
2/29/2020 10:18	0:54	AWE	4.248162409	20.60000038	Oversupply
2/29/2020 10:25	0:01	5A	Data not available	Data not available	Oversupply
2/29/2020 10:25	0:01	BS	Data not available	Data not available	Oversupply
2/29/2020 10:32	0:01	5A	Data not available	Data not available	Oversupply
2/29/2020 10:32	0:01	BS	Data not available	Data not available	Oversupply
2/29/2020 10:34	0:02	5A	Data not available	Data not available	Oversupply
2/29/2020 10:34	0:02	BS	Data not available	Data not available	Oversupply
2/29/2020 10:35	0:01	KWP	0.000620079	27.71868134	Oversupply
2/29/2020 10:38	0:05	5A	Data not available	Data not available	Oversupply
2/29/2020 10:38	0:05	BS	Data not available	Data not available	Oversupply
2/29/2020 11:16	0:01	SSA3	0.03457	0.30300	Oversupply
2/29/2020 11:16	0:01	SSA2	0.01005	0.25400	Oversupply
2/29/2020 11:17	0:01	SSA3	0.03611	1.21600	Oversupply
2/29/2020 11:17	0:01	SSA2	0.01005	0.40700	Oversupply
2/29/2020 11:18	0:22	BS250	Data not available	Data not available	Oversupply
2/29/2020 11:18	0:21	SSA3	0.78561	0.50800	Oversupply
2/29/2020 11:18	0:22	SSA2	0.24452	0.04700	Oversupply
2/29/2020 11:19	0:21	KWPPII	2.682725966	8.73210907	Oversupply
2/29/2020 11:21	0:14	AWE	1.360840034	21	Oversupply
2/29/2020 11:40	0:01	SSA2	0.00948	0.41600	Oversupply
2/29/2020 11:40	0:01	SSA3	0.01828	0.52600	Oversupply



Maui Curtailment Report

February 2020

Start Date and Time	Duration (minutes)	IPP Curtailed	Estimated Curtailed MWH	Peak MW Curtailed	Reasons for Curtailment
2/29/2020 11:41	0:10	BS250	Data not available	Data not available	Oversupply
2/29/2020 11:41	0:01	SSA2	0.00948	0.43700	Oversupply
2/29/2020 11:41	0:10	SSA3	0.16232	0.02900	Oversupply
2/29/2020 11:42	0:10	SSA2	0.09867	0.02700	Oversupply
2/29/2020 11:42	0:10	KWP	0.588520583	8.73210907	Oversupply
2/29/2020 11:51	0:01	SSA3	0.00718	0.13500	Oversupply
2/29/2020 11:51	0:01	SSA2	0.00867	0.04500	Oversupply
2/29/2020 11:51	0:01	SSA3	0.00734	0.58100	Oversupply
2/29/2020 11:52	0:28	BS250	Data not available	Data not available	Oversupply
2/29/2020 11:52	0:29	SSA2	0.28733	0.32400	Oversupply
2/29/2020 11:52	0:26	SSA3	0.39905	0.01800	Oversupply
2/29/2020 11:54	0:25	KWP	3.05714636	8.73210907	Oversupply
2/29/2020 11:58	0:18	AWE	1.853300969	20.69999886	Oversupply
2/29/2020 12:18	0:01	SSA3	0.02348	0.17000	Oversupply
2/29/2020 12:19	0:01	SSA3	0.02297	1.02000	Oversupply
2/29/2020 12:20	3:12	KWP	26.00719724	8.73210907	Oversupply
2/29/2020 12:20	0:01	SSA3	0.02348	0.02000	Oversupply
2/29/2020 12:20	3:10	SSA3	7.75741	0.66700	Oversupply
2/29/2020 12:20	0:01	SSA2	0.01066	-0.00100	Oversupply
2/29/2020 12:21	0:05	BS250	Data not available	Data not available	Oversupply
2/29/2020 12:21	3:14	SSA2	6.08241	-0.00100	Oversupply
2/29/2020 12:22	3:06	AWE	36.82442524	21	Oversupply
2/29/2020 12:28	0:01	KWP	0.004395612	20.38681412	Oversupply
2/29/2020 12:29	0:02	BS250	Data not available	Data not available	Oversupply
2/29/2020 12:37	0:01	KWP	0.000879129	15.1120882	Oversupply
2/29/2020 12:39	0:01	KWP	0.00263737	12.79120922	Oversupply
2/29/2020 12:41	0:01	5A	Data not available	Data not available	Oversupply
2/29/2020 12:41	0:01	BS	Data not available	Data not available	Oversupply
2/29/2020 12:41	0:01	BS250	Data not available	Data not available	Oversupply
2/29/2020 12:46	2:48	BS250	Data not available	Data not available	Oversupply
2/29/2020 13:25	0:07	5A	Data not available	Data not available	Oversupply
2/29/2020 13:25	0:07	BS	Data not available	Data not available	Oversupply
2/29/2020 13:28	0:01	KWP	0.002637355	19.96483421	Oversupply
2/29/2020 13:33	0:03	5A	Data not available	Data not available	Oversupply
2/29/2020 13:33	0:03	BS	Data not available	Data not available	Oversupply
2/29/2020 13:38	0:04	5A	Data not available	Data not available	Oversupply
2/29/2020 13:38	0:04	BS	Data not available	Data not available	Oversupply
2/29/2020 13:55	0:03	5A	Data not available	Data not available	Oversupply
2/29/2020 13:55	0:03	BS	Data not available	Data not available	Oversupply
2/29/2020 13:57	0:01	KWP	0.000879129	21.75824165	Oversupply
2/29/2020 14:34	0:01	5A	Data not available	Data not available	Oversupply
2/29/2020 14:34	0:01	BS	Data not available	Data not available	Oversupply
2/29/2020 14:37	0:01	5A	Data not available	Data not available	Oversupply
2/29/2020 14:37	0:01	BS	Data not available	Data not available	Oversupply
2/29/2020 15:31	0:01	SSA3	0.01016	-0.00200	Oversupply
2/29/2020 15:32	0:02	SSA3	0.03025	0.03400	Oversupply
2/29/2020 15:33	0:03	KWP	0.031177529	4.24131012	Oversupply
2/29/2020 15:34	0:01	SSA3	0.01016	0.05900	Oversupply
2/29/2020 15:35	0:01	BS250	Data not available	Data not available	Oversupply
2/29/2020 15:35	0:01	SSA3	0.00994	0.53800	Oversupply
2/29/2020 15:35	0:01	SSA2	0.03285	0.13900	Oversupply
2/29/2020 15:35	0:01	SSA3	0.01016	0.14300	Oversupply
2/29/2020 15:36	0:01	SSA2	0.03285	0.54400	Oversupply
2/29/2020 15:36	0:01	SSA3	0.01016	0.33900	Oversupply
2/29/2020 15:37	0:01	SSA3	0.01016	0.14600	Oversupply
2/29/2020 15:37	0:01	SSA2	0.03221	1.29200	Oversupply
2/29/2020 15:38	0:01	SSA3	0.00994	0.52600	Oversupply
2/29/2020 15:38	0:01	SSA2	0.03285	0.08800	Oversupply
2/29/2020 15:38	0:01	SSA3	0.01016	0.19500	Oversupply
2/29/2020 15:39	0:02	BS250	Data not available	Data not available	Oversupply
2/29/2020 15:39	0:01	SSA2	0.03348	0.79600	Oversupply
2/29/2020 15:39	0:01	SSA3	0.01987	0.00400	Oversupply
2/29/2020 15:40	0:02	KWP	0.018946016	4.24131012	Oversupply
2/29/2020 15:40	0:02	SSA2	0.06506	0.02300	Oversupply
2/29/2020 15:41	0:01	SSA3	0.00994	0.01300	Oversupply
2/29/2020 15:41	0:01	SSA2	0.03285	-0.00100	Oversupply
2/29/2020 15:41	0:01	SSA3	0.01016	0.87400	Oversupply
2/29/2020 15:49	0:01	SSA3	0.00497	0.50800	Oversupply
2/29/2020 15:49	0:01	SSA2	0.02989	1.04800	Oversupply
2/29/2020 15:50	0:04	BS250	Data not available	Data not available	Oversupply
2/29/2020 15:50	0:04	SSA3	0.02520	0.26900	Oversupply
2/29/2020 15:50	0:04	SSA2	0.14945	0.06900	Oversupply
2/29/2020 15:51	0:04	KWP	0.105316957	7.235176086	Oversupply



Maui Curtailment Report

February 2020

Start Date and Time	Duration (minutes)	IPP Curtailed	Estimated Curtailed MWH	Peak MW Curtailed	Reasons for Curtailment
2/29/2020 15:54	0:01	SSA3	0.00519	0.02800	Oversupply
2/29/2020 15:54	0:01	SSA2	0.02989	-0.00200	Oversupply
2/29/2020 15:54	0:01	SSA3	0.00519	0.54900	Oversupply
2/29/2020 15:55	0:01	SSA2	0.02989	-0.00200	Oversupply
2/29/2020 15:55	0:01	SSA3	0.00508	1.44200	Oversupply
2/29/2020 15:56	0:01	SSA3	0.00497	1.82000	Oversupply
2/29/2020 15:56	0:01	SSA2	0.02989	-0.00200	Oversupply
2/29/2020 15:57	0:01	SSA3	0.00497	1.70900	Oversupply
2/29/2020 15:57	0:01	SSA2	0.02989	0.20600	Oversupply
2/29/2020 15:57	0:01	SSA3	0.00519	2.12000	Oversupply
2/29/2020 15:58	0:01	SSA2	0.02989	0.21700	Oversupply
2/29/2020 15:58	0:01	SSA3	0.00497	1.30500	Oversupply
2/29/2020 15:59	0:01	SSA2	0.02989	0.22100	Oversupply
2/29/2020 15:59	0:01	SSA3	0.00337	1.45400	Oversupply
2/29/2020 15:59	0:01	SSA2	0.01704	0.22300	Oversupply
2/29/2020 16:00	0:01	SSA3	0.00376	1.26300	Oversupply
2/29/2020 16:00	0:01	SSA2	0.01626	0.22800	Oversupply
2/29/2020 16:00	0:01	SSA3	0.00385	1.37700	Oversupply
2/29/2020 16:01	0:01	SSA2	0.01658	0.28900	Oversupply
2/29/2020 16:01	0:01	SSA3	0.00393	1.75600	Oversupply
2/29/2020 16:02	0:01	SSA3	0.00385	1.50500	Oversupply
2/29/2020 16:02	0:01	SSA2	0.01658	1.31500	Oversupply
2/29/2020 16:03	0:01	SSA3	0.00393	1.59800	Oversupply
2/29/2020 16:03	0:01	SSA2	0.01658	2.08400	Oversupply
2/29/2020 16:04	0:01	SSA3	0.00393	1.47400	Oversupply
2/29/2020 16:04	0:01	SSA3	0.00385	2.14400	Oversupply
2/29/2020 16:05	0:01	SSA2	0.01658	0.13800	Oversupply
2/29/2020 16:05	0:01	SSA3	0.00393	0.91100	Oversupply
2/29/2020 16:05	0:01	SSA2	0.01658	0.41300	Oversupply
2/29/2020 16:06	0:01	SSA3	0.00385	0.48000	Oversupply
2/29/2020 16:06	0:01	SSA2	0.01658	1.08700	Oversupply
2/29/2020 16:07	0:01	SSA3	0.00385	0.40900	Oversupply
2/29/2020 16:07	0:01	SSA2	0.01658	0.03200	Oversupply
2/29/2020 16:07	0:01	SSA3	0.00393	0.04900	Oversupply
2/29/2020 16:08	0:01	SSA2	0.01658	0.32400	Oversupply
2/29/2020 16:08	0:01	SSA3	0.00393	0.58200	Oversupply
2/29/2020 16:09	0:01	SSA2	0.01658	2.08100	Oversupply
2/29/2020 16:22	0:01	SSA3	0.00302	1.76800	Oversupply
2/29/2020 16:23	0:01	SSA2	0.00515	0.06400	Oversupply
2/29/2020 16:23	0:02	SSA3	0.00597	0.10100	Oversupply
2/29/2020 16:24	0:01	SSA2	0.00515	0.03200	Oversupply
2/29/2020 16:25	0:01	SSA2	0.00515	0.02900	Oversupply
2/29/2020 16:31	0:01	SSA2	0.00162	0.52800	Oversupply
2/29/2020 16:33	0:01	SSA2	0.00162	1.25800	Oversupply
2/29/2020 22:28	0:19	KWP/II	2.5389634	10.22904205	Oversupply
2/29/2020 22:30	0:02	AWE	0.002154954	20.39999962	Oversupply
2/29/2020 22:37	0:06	AWE	0.169150003	20.60000038	Oversupply
2/29/2020 22:49	0:30	KWP/II	4.441475753	10.22904205	Oversupply
2/29/2020 23:03	0:03	AWE	0.018734678	20.10000038	Oversupply
2/29/2020 23:10	0:01	AWE	0.008289369	19.89999962	Oversupply
2/29/2020 23:12	0:01	AWE	0.003386656	19.5	Oversupply
2/29/2020 23:21	0:03	KWP/II	0.120750491	8.73210907	Oversupply
2/29/2020 23:26	0:34	KWP/II	1.749803042	10.22904205	Oversupply
Total Estimated Curtailed MWH			3,621.030		

Notes:

- Curtailment for Kaheawa Wind Power ("KWP"), Makila Hydroelectric ("MH"), AAAAA Rent-A-Space Maui LTD ("5A"), Bioreal Solar, LLC ("BS"), Auwahi Wind Energy ("AWE"), Kaheawa Wind Power II ("KWP/II") Bioreal Solar 250, LLC ("BS250"), Extra Spaces A ("ESA"), Extra Spaces B ("ESB"), SSA Solar of Hawaii 3 ("SSA 3") fka South Maui Renewable Resources ("SMRR"), and SSA Solar of HI 2 ("SSA 2") fka Ku'ia Solar ("KS") may now be controlled by Maui Electric's Automatic Generation Control System ("AGC") or a Maui Electric operator-entered curtailment limit. The AGC curtailment control automatically calculates the amount of Maximum Allowable Variable Generation ("MAVG") that Maui Electric can accept into the Maui system, based on the system current available variable generation ("CAVG"), regulating reserve down requirement ("RRDR"), and available regulating reserve down ("ARRD"). Thus, the AGC MAVG - calculated is equal to CAVG less (RRDR less ARRD). Additionally, the AGC curtailment control allows the Maui Electric operator to enter an AGC MAVG value. The AGC curtailment control will employ the lesser of the AGC MAVG - calculated and AGC MAVG - entered values in the control logic.

- Curtailment signals sent to 5A, BS, BS250, ESA, ESB, SSA 3 (fka SMRR), or SSA 2 (fka KS) during nighttime hours only are not recorded as curtailment events because no energy generation is possible during that time.

- The curtailment reasons have been modified to oversupply, system constraints, and facility requested, to provide continuity with HPUC Docket No. 2013-0141 Decoupling for HECO companies metrics.

- The data to calculate the Estimated Curtailed MWH and Peak MW Curtailed is not provided by 5A, BS, BS 250, ESA, ESB, and MH

- The MH, ESA, and ESB facilities were offline for the entire month of February. No curtailment events recorded.

- The Estimated Curtailed MWH and Peak MW Curtailed are calculated with information provided by AWE, KWP, KWP/II, SSA 2 (fka KS) and SSA 3 (fka SMRR). Maui Electric does not make any representation as to its accuracy.



Lanai Curtailment Report

February 2020

Start Date and Time	Duration (minutes)	IPP Curtailed	Estimated MWh Curtailed	Peak MW Curtailed	Reasons for Curtailment
Data is not available					
Notes:					
The information required to determine the Lanai Sustainability Research curtailment events is not available. Hawaiian Electric is working with Lanai Sustainability Research to resolve the problem.					

Hawai'i Electric Light Company Curtailment Report Feb 2020

Start Date/Time	MW output prior to start of curtailment	End Date/Time	MW output after curtailment released ¹	IPP	Reason for Curtailment
02/03/20 07:40	3.4 MW	02/03/20 08:47	2.1 MW	Hawi Renewable Dev	System Constraint
02/03/20 15:11	5.5 MW	02/20/20 14:17	4.2 MW	Hawi Renewable Dev	System Constraint
02/10/20 04:22	12.5 MW	02/10/20 17:38	16.3 MW	Pakini Nui Windfarm	Facility Requested
02/14/20 00:46	12.8 MW	02/14/20 07:01	16.4 MW	Pakini Nui Windfarm	Facility Requested
02/14/20 13:05	16.4 MW	02/14/20 14:56	16.3 MW	Pakini Nui Windfarm	Facility Requested
02/14/20 17:07	19.0 MW	02/14/20 20:41	18.7 MW	Pakini Nui Windfarm	Facility Requested
02/14/20 22:41	19.1 MW	02/15/20 01:03	19.0 MW	Pakini Nui Windfarm	Facility Requested
02/16/20 08:08	19.1 MW	02/16/20 09:54	18.2 MW	Pakini Nui Windfarm	Facility Requested
02/18/20 19:41	19.1 MW	02/19/20 16:59	19.0 MW	Pakini Nui Windfarm	Facility Requested
02/19/20 19:27	19.0 MW	02/19/20 20:13	18.9 MW	Pakini Nui Windfarm	Facility Requested
02/20/20 06:36	19.1 MW	02/20/20 06:59	18.6 MW	Pakini Nui Windfarm	Facility Requested
02/20/20 08:03	17.6 MW	02/20/20 15:07	17.7 MW	Pakini Nui Windfarm	Facility Requested
02/20/20 18:02	19.1 MW	02/21/20 11:07	16.5 MW	Pakini Nui Windfarm	Facility Requested
02/20/20 18:11	9.1 MW	02/20/20 21:15	9.1 MW	Hawi Renewable Dev	System Constraint
02/21/20 07:37	9.1 MW	02/21/20 10:27	0.0 MW	Hawi Renewable Dev	Facility Requested
02/21/20 10:43	6.1 MW	02/21/20 17:01	4.9 MW	Hawi Renewable Dev	Facility Requested
02/25/20 09:35	16.4 MW	02/25/20 11:40	16.1 MW	Pakini Nui Windfarm	Facility Requested
02/29/20 14:31	18.9 MW	03/01/20 03:44	17.9 MW	Pakini Nui Windfarm	Facility Requested

¹ The MW output values are taken soon after curtailment is released by Hawai'i Electric Light and may not reflect their full output depending on ramp rate for the facility. The wind farms generally return immediately to full available levels, whereas PGV and Wailuku may take longer to return to scheduled or full available output levels.

SERVICE LIST
(Docket No. 2011-0206)

DEAN NISHINA
EXECUTIVE DIRECTOR
DEPARTMENT OF COMMERCE AND CONSUMER AFFAIRS
DIVISION OF CONSUMER ADVOCACY
P.O. Box 541
Honolulu, HI 96809

1 Copy
Electronically Transmitted

GREGG J. KINKLEY, ESQ.
DEPARTMENT OF THE ATTORNEY GENERAL
425 Queen Street
Honolulu, Hawaii 96813
Counsel for DBEDT

1 Copy
Electronically Transmitted

DANIEL W.S. LAWRENCE, ESQ.
DEPARTMENT OF THE CORPORATION COUNSEL
CITY AND COUNTY OF HONOLULU
530 S. King Street, Room 110
Honolulu, HI 96813
Counsel for the CITY AND COUNTY OF HONOLULU

1 Copy
Electronically Transmitted

JOSEPH K. KAMELAMELA
ANGELIC M. HO
DEPARTMENT OF THE CORPORATION COUNSEL
COUNTY OF HAWAII
101 Aupuni Street, Suite 325
Hilo, HI 96720
Counsel for the COUNTY OF HAWAII

1 Copy
Electronically Transmitted

HENRY Q CURTIS
VICE PRESIDENT FOR CONSUMER ISSUES
LIFE OF THE LAND
P.O. Box 37158
Honolulu, HI 96837-0158

1 Copy
Electronically Transmitted

MELISSA MIYASHIRO (9360)
CHIEF OF STAFF
BLUE PLANET FOUNDATION
55 Merchant Street, 17th Floor
Honolulu, HI 96813

1 Copy
Electronically Transmitted

SERVICE LIST
(Docket No. 2011-0206)

ISAAC MORIWAKE, ESQ.
DAVID HENKIN, ESQ.
EARTHJUSTICE
850 Richards Street, Suite 400
Honolulu, HI 96813-4501
Counsel for HAWAII SOLAR ENERGY ASSOCIATION

1 Copy
Electronically Transmitted

RICK REED
DIRECTOR
HAWAII SOLAR ENERGY ASSOCIATION
761 Ahua Street
Honolulu, HI 96819

1 Copy
Electronically Transmitted

KENT D. MORIHARA, ESQ.
KRIS N. NAKAGAWA, ESQ.
LAUREN M. IMADA-LEE, ESQ.
TANYA M. FERNANDES, ESQ.
Moriyara Lau & Fong LLP
841 Bishop Street, Suite 400
Honolulu, Hawaii 96813
Counsel for KAUAI ISLAND UTILITY COOPERATIVE

1 Copy
Electronically Transmitted

ERIK W. KVAM
CHIEF EXECUTIVE OFFICER
ZERO EMISSIONS LEASING LLC
4188-4 Keanu Street
Honolulu, HI 96816

1 Copy
Electronically Transmitted

SANDRA-ANN Y.H. WONG, ESQ.
ATTORNEY AT LAW, A LAW CORPORATION
1050 Bishop Street, #514
Honolulu, HI 96813
Counsel for TAWHIRI POWER LLC

1 Copy
Electronically Transmitted

RILEY SAITO
73-1294 Awakea Street
Kailua-Kona, HI 96740
For SOLAR ENERGY INDUSTRIES ASSOCIATION

1 Copy
Electronically Transmitted

DEAN T. YAMAMOTO, ESQ.
YAMAMOTO & SETTLE
1100 Alakea Street, Suite 3100
Honolulu, HI 96813
Counsel for CASTLE & COOKE HOMES HAWAII, INC.,
CASTLE & COOKE RESORTS, LLC and
LANAI SUSTAINABILITY RESEARCH, LLC

1 Copy
Electronically Transmitted

SERVICE LIST
(Docket No. 2011-0206)

MICHAEL J. HOPPER, ESQ. DEPUTY CORPORATION COUNSEL DEPARTMENT OF THE CORPORATION COUNSEL COUNTY OF MAUI 200 S. High Street Wailuku, HI 96793 Counsel for the COUNTY OF MAUI	1 Copy Electronically Transmitted
CURTIS SEYMOUR SENIOR MANAGER, GOVERNMENT AFFAIRS SUN EDISON LLC 600 Clipper Drive Belmont, CA 94002	1 Copy Electronically Transmitted
MONA W. CLARK, ESQ. OFFICE OF THE COUNTY ATTORNEY COUNTY OF KAUAI 4444 Rice Street, Suite 200 Lihue, HI 96766-1300	1 Copy Electronically Transmitted
BRADLEY ALBERT PRESIDENT HAWAII PV COALITION P.O. Box 81501 Haiku, HI 96708	1 Copy Electronically Transmitted
HILTON H. UNEMORI ECM, INC. 130 N. Market Street Wailuku, HI 96793-1716 For SOUTH MAUI RENEWABLE RESOURCES, LLC	1 Copy Electronically Transmitted
SKY STANFIELD SHUTE, MIHALY & WEINBERGER LLP 396 Hayes Street San Francisco, CA 94102 For the INTERSTATE RENEWABLE ENERGY COUNCIL	1 Copy Electronically Transmitted
PETE COOPER SOLARCITY CORPORATION REGIONAL DIRECTOR, HAWAII 599 Kahelu Street Mililani, HI 96789	1 Copy Electronically Transmitted

SERVICE LIST
(Docket No. 2011-0206)

ALISON SILVERSTEIN
19213 Luedtke Lane
Pflugerville, TX 78660

1 Copy
Electronically Transmitted

BRENDAN KIRBY
12011 SW Pineapple Court
Palm City, FL 34990

1 Copy
Electronically Transmitted