



February 27 2020

FILED

2020 FEB 27 P 2:49

PUBLIC UTILITIES  
COMMISSION

The Honorable Chair and Members  
of the Hawai'i Public Utilities Commission  
Kekuanaoa Building, 1st Floor  
465 South King Street  
Honolulu, Hawai'i 96813

Dear Commissioners:

Subject: Docket No. 2011-0206  
Reliability Standards Working Group  
Monthly Report

In accordance with Ordering Paragraph 3 of Order No. 30371, filed May 4, 2012 in the subject proceeding, enclosed as Exhibit A is Hawaiian Electric's<sup>1</sup> monthly report for January 2020 on: (1) system frequency control performance during month; (2) significant system events during month; and (3) curtailment of non-dispatchable renewable resources.

An electronic copy of each report is also included with this filing, as the files are voluminous, and therefore are being provided on a compact disc ("CD") to both the Commission and the Consumer Advocate. Any party to this proceeding may obtain a copy of this CD by emailing Marisa Chun at [marisa.chun@hawaiianelectric.com](mailto:marisa.chun@hawaiianelectric.com).

Sincerely,

Kevin M. Katsura  
Director  
Regulatory Non-Rate Proceedings

Enclosure

c: Service List

---

<sup>1</sup> "Hawaiian Electric" refers to Hawaiian Electric Company, Inc., Hawai'i Electric Light Company, Inc., and Maui Electric Company, Limited. On December 20, 2019, the State of Hawai'i Department of Commerce and Consumer Affairs ("DCCA") approved Hawaiian Electric Company, Inc., Hawaii Electric Light Company, Inc. and Maui Electric Company, Limited's application to do business under the trade name "Hawaiian Electric" for the period from December 20, 2019 to December 19, 2024. See Certificate of Registration No. 4235929, filed December 20, 2019 in the Business Registration Division of the DCCA.

**The Commission's Order No. 30371 (Docket No 2011-0206 – Relating To Various Matters in RSWG Process), filed May 4, 2012, ordered the following information for each island grid:**

- (1) System frequency control performance during month:
  - a) Frequency duration plot based on the highest resolution SCADA data available for the month detailing how many seconds each power system operated at frequencies above 60 hertz and at frequencies below 60 Hz.
  - b) Tabulation of the number, magnitude and duration of frequency excursions (high and low) outside normal frequency control range (59.95 to 60.05 Hz).

The following provides information with respect to items 1a) through 1b) – (all statements are current as of the month ending January 31, 2020):

**1a) Frequency duration plot based on the highest resolution SCADA data available for the month detailing how many seconds each power system operated at frequencies above 60 hertz and at frequencies below 60 Hz:**

The frequency duration plots for Hawaiian Electric Company, Inc., Maui Electric Company, Limited (Maui Division) and Hawai'i Electric Light Company, Inc. based on two-second data are provided in Attachment 1, and the enclosed Excel files. Refer to the electronic files for the individual data points because the information is voluminous and does not translate well to a hard copy.

**1b) Tabulation of the number, magnitude and duration of frequency excursions (high and low) outside normal frequency control range (59.95 to 60.05 Hz):**

Tabulation of the number, magnitude and duration of frequency excursions outside of the frequency range of 59.95 Hz to 60.05 Hz for Hawaiian Electric Company, Inc., Maui Electric Company, Limited (Maui Division) and Hawai'i Electric Light Company, Inc are provided in Attachment 2, and the enclosed Excel files. Refer to the electronic files for the individual data points because the information is voluminous and does not translate well to a hard copy.

- (2) Significant system events during month:
  - a) Tabulation of contingency reserve activations including date and time, MW magnitude, duration, and triggering event.
  - b) Tabulation of under frequency load shed activations including date and time, triggering frequency, MW magnitude, duration, and triggering event.
  - c) Tabulation of demand response activations for system events, including date and time, MW magnitude, duration, and triggering event, (excluding demand response utilization for unit commitment deferral or system operations economics.)

The following provides information with respect to items 2a) through 2c) – (all statements are current as of the month ending January 31, 2020):

**2a) Tabulation of contingency reserve activations including date and time, MW magnitude, duration, and triggering event:**

Hawaiian Electric's contingency reserve activations are provided in Attachment 3. Maui Electric Company, Limited and Hawai'i Electric Light Company, Inc. do not operate with contingency reserve requirements.

**2b) Tabulation of under frequency load shed activations including date and time, triggering frequency, MW magnitude, duration, and triggering event:**

Hawaiian Electric Company, Inc. and Hawai'i Electric Light Company, Inc., and Maui Electric Company, Limited did not have any under frequency load shed activations in the month of January. Therefore, Attachment 4 is not being provided for this reporting period.

**2c) Tabulation of demand response activations for system events, including date and time, MW magnitude, duration, and triggering event, (excluding demand response utilization for unit commitment deferral or system operations economics.)**

Hawaiian Electric Company, Inc.'s demand response activations for system events are provided in Attachment 5. Hawai'i Electric Light Company, Inc. currently does not have a demand response program. Maui Electric Company, Limited has implemented the Fast Demand Response pilot program on a limited basis. Hawai'i Electric Light Company, Inc. plans to use the findings of Maui Electric Company, Limited's pilot program to help in the evaluation and development of future demand response programs. Maui Electric Company, Limited executes a weekly testing protocol which measures customer participation. This program is not currently used in response to actual system events. Therefore, Attachment 5 is not being provided for this reporting period.

- (3) Curtailment of non-dispatchable renewable resources:
- (a) Tabulation of each curtailment event for each resource including the starting date and time, duration, megawatt hours curtailed, peak MW curtailed, and reason for curtailment.
  - (b) Total MWh of non-dispatchable renewable resources curtailed for the month.

The following provides information with respect to items 3a) through 3b) – (all statements are current as of the month ending January 31, 2020):

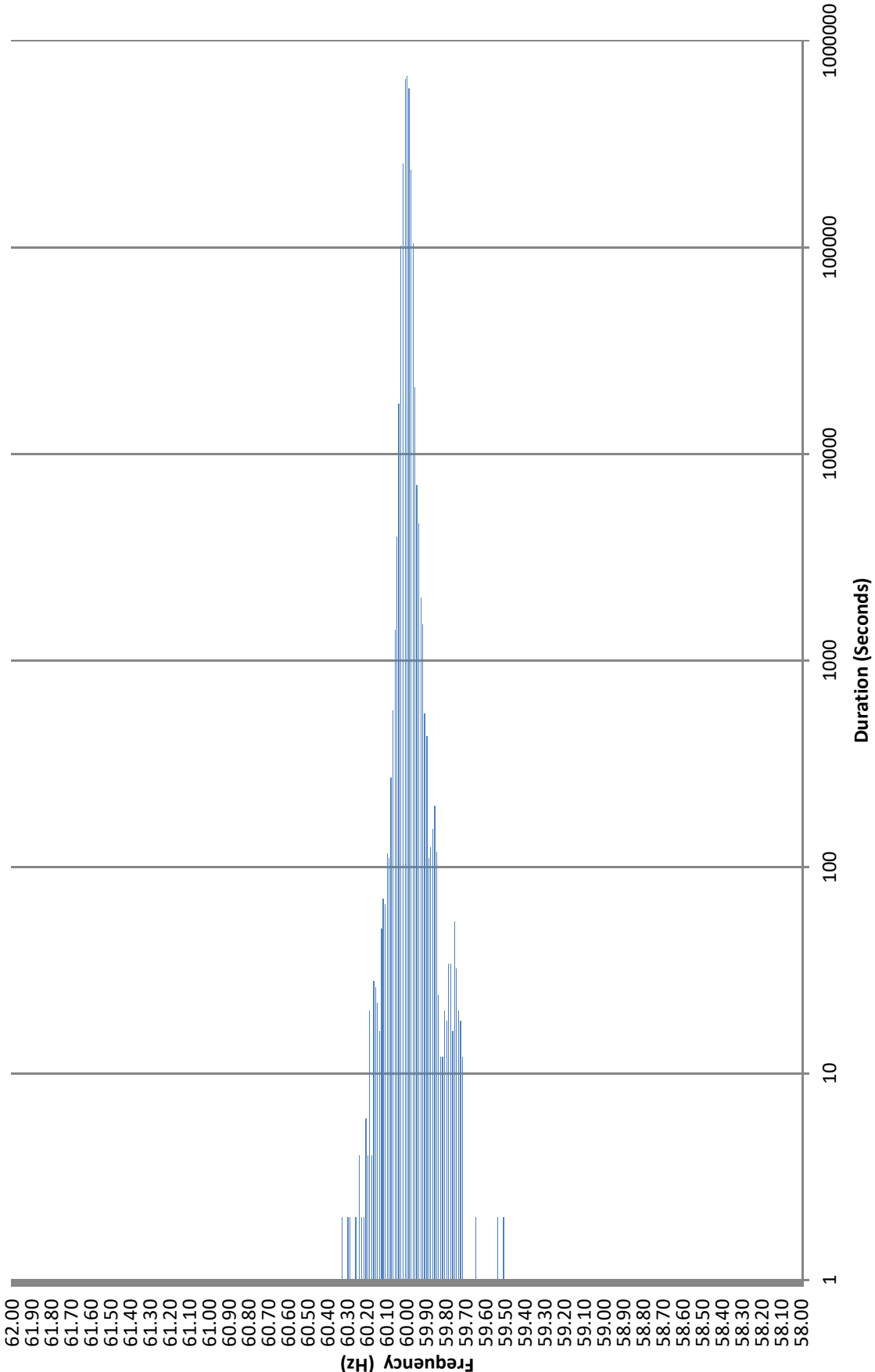
**3a) Tabulation of each curtailment event for each resource including the starting date and time, duration, megawatt hours curtailed, peak MW curtailed, and reason for curtailment:**

The tabulation of each curtailment event for each resource is provided in Attachment 6.

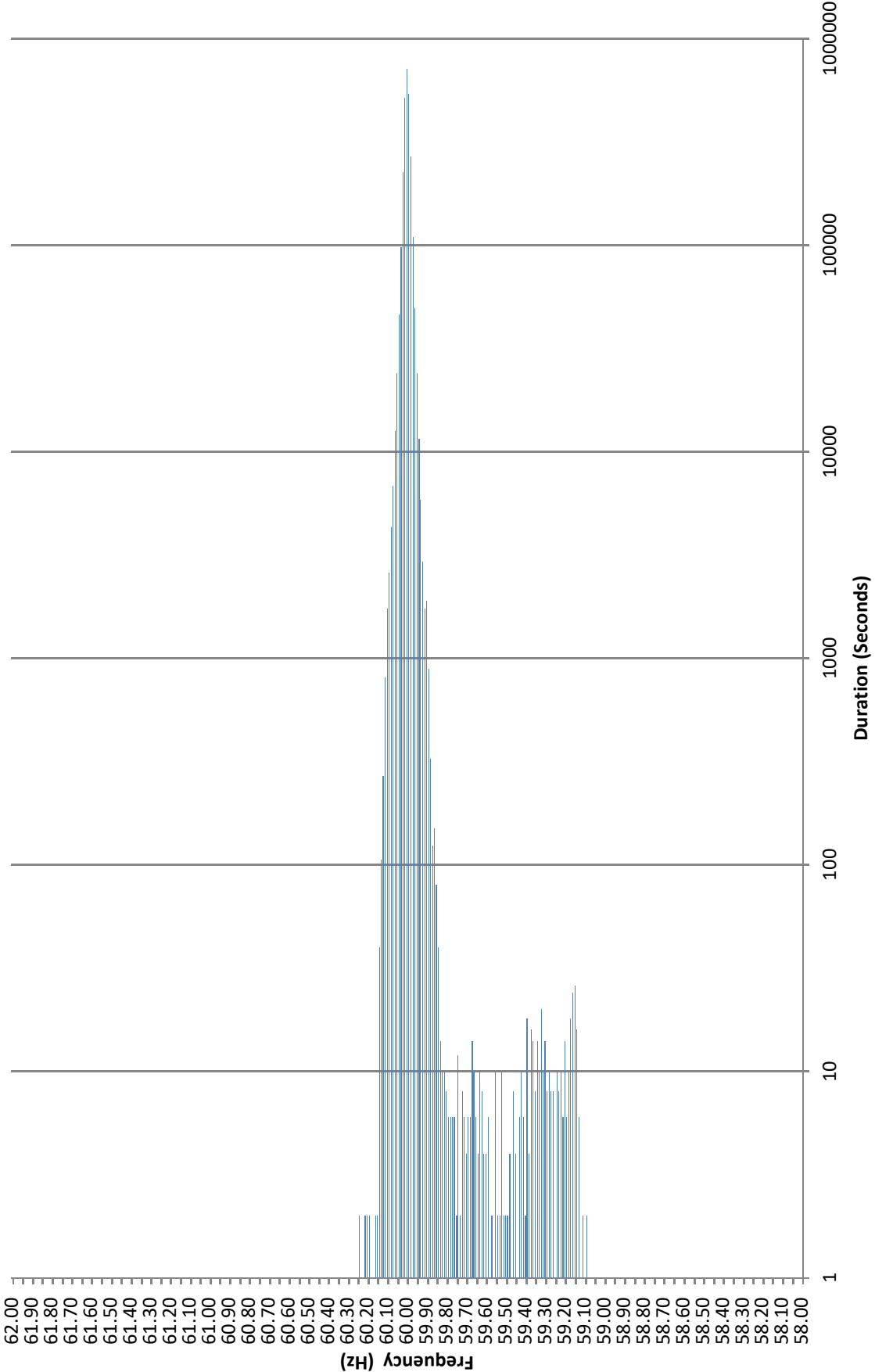
**3b) Total MWh of non-dispatchable renewable resources curtailed for the month:**

Curtailed MWh from non-dispatchable resources are difficult to determine due to the variability of the resource during curtailment periods. In some cases, the curtailed MWh estimates were provided by the IPPs under curtailment. The Company does not make any representations as to the accuracy of the curtailed MWh. The estimated MWh of non-dispatchable resources curtailed for the month are provided in Attachment 6, corresponding to each curtailment event.

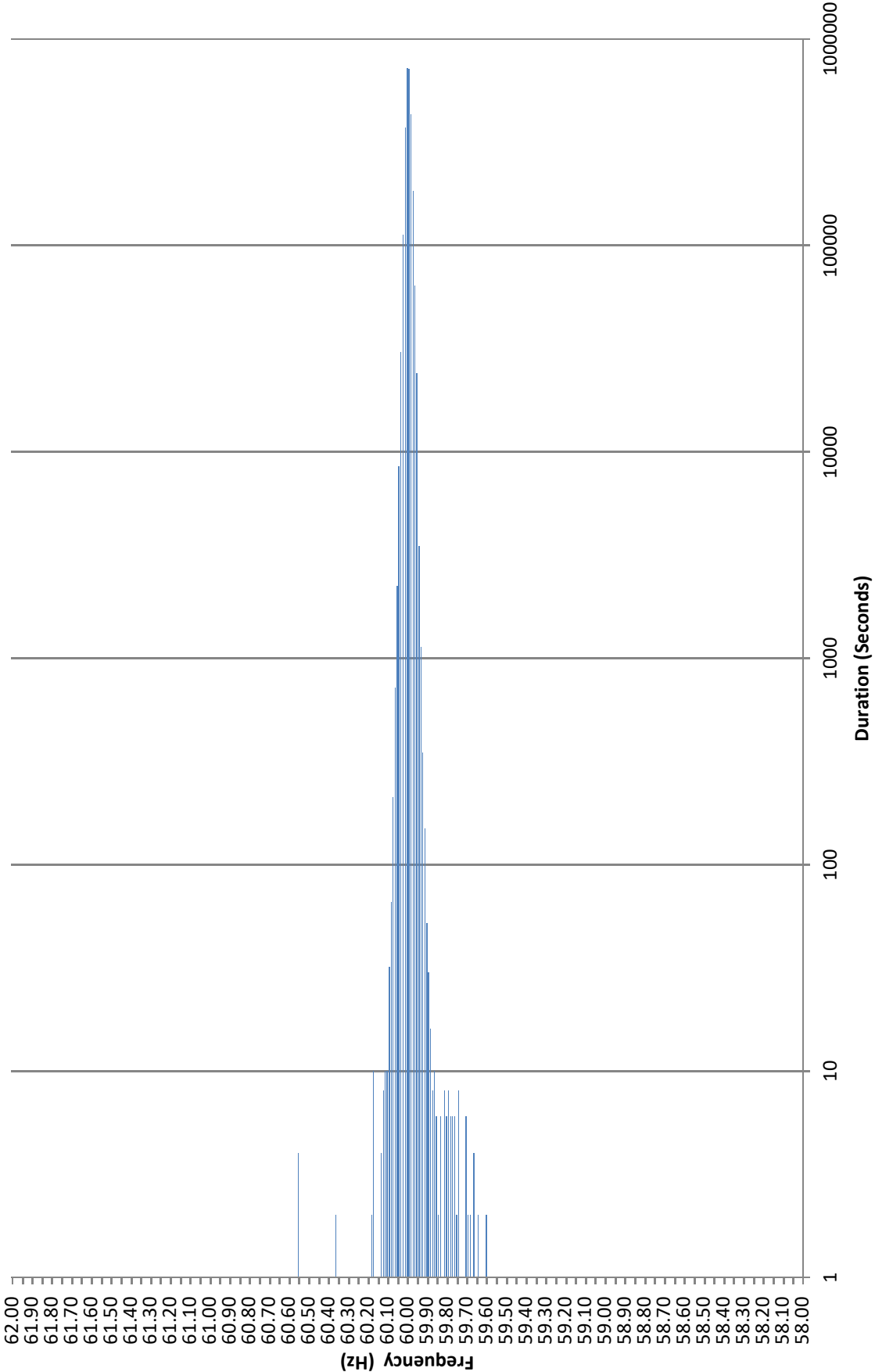
**Frequency Distribution Plot - Hawaiian Electric Company, Inc.  
January 2020**



**Frequency Distribution Plot - Maui Electric Company, Limited  
January 2020**



**Frequency Distribution Plot - Hawai'i Electric Light Company, Inc.  
January 2020**



Hawaiian Electric Company, Inc. Frequency Excursion Statistics January 2020		
Data Rounded to the nearest	<59.95 Hz	>60.05 Hz
Number of Excursions	729	372
Maximum Duration (sec)	920	254
Maximum Deviation (Hz)	59.5139999	60.3349991
Total Duration of Excursions (sec)	12506	3916



Maui Electric Company, Limited Frequency Excursion Statistics January 2020		
	<59.95 Hz	>60.05 Hz
Number of Excursions	5456	5247
Maximum Duration (sec)	1000	984
Maximum Deviation (Hz)	59.091	60.243
Total Duration of Excursions (sec)	36170	39270

Hawai'i Electric Light Company, Inc. Frequency Excursion Statistics January 2020		
	<59.95 Hz	>60.05 Hz
Number of Excursions	3639	422
Maximum Duration (sec)	80	32
Maximum Deviation (Hz)	59.603	60.546
Total Duration of Excursions (sec)	16316	1826



This page intentionally left blank.



Hawaiian Electric Company, Inc. Curtailment Report January 2020

Start Date/Time	Curtailment Set Point	MW output prior to start of curtailment	End Date/Time	MW output after curtailment released	Estimated MWh of curtailed energy during event (1)	IPP/Facility	Reason for Curtailment
01/06/20 06:52	0.0	0.00	01/06/20 13:01	0	*	KSMakai	System Constraints
01/06/20 06:52	0.0	0.00	01/06/20 07:16	0	*	KSMauka	System Constraints
01/06/20 06:54	0.0	15.00	01/06/20 12:59	0	*	KWMakai	System Constraints
01/06/20 06:54	0.0	12.00	01/06/20 07:15	0	*	KWMauka	System Constraints
01/06/20 06:57	0.0	0.00	01/06/20 12:58	0	*	KWF	System Constraints
01/06/20 12:42	0.0	18.00	01/06/20 13:00	0	*	KWMauka	System Constraints
01/06/20 12:41	0.0	0.00	01/06/20 13:01	0	*	KSMauka	System Constraints
01/07/20 06:32	0.0	0.00	01/07/20 06:54	0	*	KSMakai	System Constraints
01/07/20 06:35	0.0	3.00	01/07/20 06:53	0	*	KWMakai	System Constraints
01/07/20 06:37	0.0	12.00	01/07/20 07:00	0	*	KWF	System Constraints
01/07/20 16:35	0.0	15.70	01/07/20 17:15	0	*	KWF	System Constraints
01/07/20 16:37	0.0	7.20	01/07/20 17:15	0	*	KWMakai	System Constraints
01/07/20 16:40	0.0	2.80	01/07/20 17:17	0	*	KSMakai	System Constraints
01/10/20 15:21	0.0	0.00	01/14/20 10:00	0	*	KSMakai	System Constraints
01/13/20 05:22	0.0	0.00	01/13/20 07:10	0	*	KWMakai	System Constraints
01/13/20 05:33	0.0	0.00	01/13/20 07:22	0	*	KWF	System Constraints
01/13/20 07:58	0.0	0.00	01/17/20 11:03	0	*	KWF	Facility Requested
01/13/20 15:56	0.0	14.40	01/13/20 16:26	0	*	KWMakai	System Constraints
01/14/20 05:58	0.0	6.50	01/14/20 06:59	0	*	KWMakai	System Constraints
01/14/20 15:36	0.0	4.00	01/14/20 16:28	0	*	KWMakai	System Constraints
01/14/20 15:46	0.0	1.00	01/14/20 16:30	0	*	KSMakai	System Constraints
01/15/20 05:41	0.0	0.70	01/15/20 06:34	0	*	KWMakai	System Constraints
01/15/20 05:46	0.0	0.00	01/15/20 06:33	0	*	KSMakai	System Constraints
01/15/20 15:49	0.0	14.20	01/15/20 17:12	0	*	KWMakai	System Constraints
01/15/20 15:53	0.0	7.30	01/15/20 17:14	0	*	KSMakai	System Constraints
01/14/20 11:05	Various	8.50	01/14/20 15:07	5.5	*	WestL	System Constraints
01/14/20 15:07	0.0	5.50	01/15/20 07:57	0	*	WestL	System Constraints
01/15/20 08:36	Various	2.70	01/15/20 15:40	0	*	WestL	System Constraints
01/15/20 15:57	0.0	10.50	01/16/20 08:19	0	*	WestL	System Constraints
01/16/20 08:39	15.0	2.06	01/16/20 09:13	2.97	*	WestL	System Constraints
01/16/20 09:13	Various	2.97	01/16/20 14:05	5	*	WestL	System Constraints
01/17/20 08:02	Various	3.90	01/17/20 11:42	5	*	WestL	System Constraints
01/20/20 09:23	Various	11.00	01/20/20 10:15	10	*	WestL	System Constraints
01/21/20 06:37	0.0	0.00	01/21/20 16:40	0	*	KWMauka	System Constraints
01/21/20 07:05	0.0	0.90	01/21/20 09:38	0	*	KWF	System Constraints
01/21/20 07:08	0.0	0.00	01/21/20 09:36	0	*	KWMakai	System Constraints
01/21/20 07:12	0.0	0.00	01/21/20 09:54	0	*	KSMakai	System Constraints
01/21/20 07:13	0.0	0.00	01/21/20 09:48	0	*	KSMauka	System Constraints
01/21/20 09:56	0.0	0.05	01/21/20 16:45	0	*	KSMauka	System Constraints
01/21/20 15:09	0.0	0.50	01/21/20 16:36	0	*	KWF	System Constraints
01/21/20 15:14	0.0	0.00	01/21/20 16:41	0	*	KWMakai	System Constraints
01/21/20 15:16	0.0	9.80	01/21/20 16:45	0	*	KSMakai	System Constraints
01/21/20 20:08	0.0	0.00	01/22/20 07:28	0	*	KLS2	System Constraints
01/22/20 06:50	0.0	0.00	01/22/20 16:04	0	*	KWMauka	System Constraints
01/22/20 07:14	0.0	0.00	01/22/20 08:41	0	*	KWMakai	System Constraints
01/22/20 07:18	0.0	0.00	01/22/20 16:09	0	*	KSMauka	System Constraints
01/22/20 07:18	0.0	0.10	01/22/20 08:46	0	*	KSMakai	System Constraints
01/22/20 07:25	0.0	0.00	01/22/20 08:43	0	*	KWF	System Constraints
01/22/20 09:42	0.0	0.61	01/22/20 09:49	0	*	WestL	System Constraints
01/22/20 15:01	0.0	0.70	01/22/20 15:51	0	*	KWF	System Constraints
01/22/20 15:05	0.0	0.00	01/22/20 16:02	0	*	KWMakai	System Constraints
01/22/20 15:10	0.0	12.50	01/22/20 16:09	0	*	KSMakai	System Constraints
01/22/20 15:57	0.0	11.56	01/23/20 10:07	0	*	WestL	System Constraints
01/23/20 06:22	0.0	0.00	01/23/20 15:17	0	*	KWMauka	System Constraints
01/23/20 06:59	0.0	0.90	01/23/20 09:06	0	*	KWMakai	System Constraints
01/23/20 07:01	0.0	0.00	01/23/20 09:09	0	*	KSMakai	System Constraints
01/23/20 07:02	0.0	0.00	01/23/20 15:24	0	*	KSMauka	System Constraints
01/23/20 07:07	0.0	0.20	01/23/20 09:10	0	*	KWF	System Constraints
01/23/20 14:39	0.0	0.00	01/23/20 15:11	0	*	KWF	System Constraints
01/23/20 14:42	0.0	0.60	01/23/20 15:17	0	*	KWMakai	System Constraints



**Maui Curtailment Report**

January 2020

Start Date and Time	Duration (minutes)	IPP Curtailed	Estimated Curtailed MWH	Peak MW Curtailed	Reasons for Curtailment
1/1/2020 0:00	0:28	KWPPI	4.067197617	20.55488586	Oversupply
1/3/2020 0:16	0:28	KWPPI	1.969829496	20.70757294	Oversupply
1/3/2020 1:29	0:02	KWPPI	0.011728001	20.70657349	Oversupply
1/3/2020 2:14	0:01	KWPPI	0.005350812	20.70757294	Oversupply
1/3/2020 2:19	0:05	KWPPI	0.031560357	20.70757294	Oversupply
1/3/2020 2:28	0:29	KWPPI	0.517479992	20.70757294	Oversupply
1/3/2020 2:58	1:00	KWPPI	1.939673837	20.70757294	Oversupply
1/3/2020 4:28	0:01	KWPPI	0.001257102	20.70757294	Oversupply
1/3/2020 4:40	0:20	KWPPI	1.93698705	20.70757294	Oversupply
1/3/2020 6:11	0:43	KWPPI	2.733711179	20.70757294	Oversupply
1/3/2020 7:02	0:01	BS250	Data not available	Data not available	Oversupply
1/3/2020 7:02	0:01	ESB	Data not available	Data not available	Oversupply
1/3/2020 7:03	0:01	KWPPI	0.006531906	20.70757294	Oversupply
1/3/2020 7:04	0:17	BS250	Data not available	Data not available	Oversupply
1/3/2020 7:04	0:17	ESB	Data not available	Data not available	Oversupply
1/3/2020 7:06	0:14	KWPPI	1.02319142	20.70757294	Oversupply
1/3/2020 7:25	0:02	SSA3	0.00082	0.04300	Oversupply
1/3/2020 9:47	0:01	SSA3	0.01811	1.98700	Oversupply
1/3/2020 9:48	0:01	SSA2	0.00713	0.69800	Oversupply
1/3/2020 9:48	0:01	SSA3	0.01811	1.99300	Oversupply
1/3/2020 9:48	0:01	SSA2	0.00713	0.33100	Oversupply
1/3/2020 9:49	0:01	SSA3	0.01811	0.05600	Oversupply
1/3/2020 9:49	0:01	SSA2	0.00713	0.07100	Oversupply
1/3/2020 9:49	0:01	SSA3	0.01772	0.18500	Oversupply
1/3/2020 9:50	0:01	SSA2	0.00713	0.20400	Oversupply
1/3/2020 9:50	0:01	SSA3	0.01811	0.19300	Oversupply
1/3/2020 9:51	0:05	BS250	Data not available	Data not available	Oversupply
1/3/2020 9:51	0:05	ESB	Data not available	Data not available	Oversupply
1/3/2020 9:51	0:05	KWPPI	0.06654431	20.56885719	Oversupply
1/3/2020 9:51	0:05	SSA3	0.10787	0.02400	Oversupply
1/3/2020 9:51	0:04	SSA2	0.03549	0.01000	Oversupply
1/3/2020 9:55	0:01	SSA2	0.00713	-0.00300	Oversupply
1/3/2020 9:55	0:01	SSA3	0.01811	0.18800	Oversupply
1/3/2020 9:56	0:17	SSA2	0.19744	-0.00300	Oversupply
1/3/2020 9:56	0:17	SSA3	0.31765	0.07000	Oversupply
1/3/2020 9:57	0:18	BS250	Data not available	Data not available	Oversupply
1/3/2020 9:57	0:18	ESB	Data not available	Data not available	Oversupply
1/3/2020 9:57	0:18	KWPPI	0.738652102	20.21458244	Oversupply
1/3/2020 10:13	0:01	SSA3	0.01323	0.00600	Oversupply
1/3/2020 10:14	0:01	SSA2	0.01053	0.00000	Oversupply
1/3/2020 10:14	0:01	SSA3	0.01321	0.00600	Oversupply
1/3/2020 10:15	0:01	SSA3	0.00343	0.48600	Oversupply
1/3/2020 10:15	0:01	SSA2	0.00667	0.23100	Oversupply
1/3/2020 10:15	0:01	SSA3	0.00351	0.40600	Oversupply
1/3/2020 10:16	0:01	BS250	Data not available	Data not available	Oversupply
1/3/2020 10:16	0:01	ESB	Data not available	Data not available	Oversupply
1/3/2020 10:16	0:01	KWPPI	0.007117017	19.99702835	Oversupply
1/3/2020 10:16	0:01	SSA3	0.00343	0.17900	Oversupply
1/3/2020 10:16	0:01	SSA2	0.00667	-0.00400	Oversupply
1/3/2020 10:18	0:01	SSA3	0.00358	0.26300	Oversupply
1/3/2020 10:19	0:04	KWPPI	0.026452732	20.23553848	Oversupply
1/3/2020 10:19	0:03	BS250	Data not available	Data not available	Oversupply
1/3/2020 10:19	0:03	ESB	Data not available	Data not available	Oversupply
1/3/2020 10:19	0:03	SSA2	0.01989	0.42400	Oversupply
1/3/2020 10:19	0:02	SSA3	0.01067	0.02300	Oversupply
1/3/2020 10:21	0:02	SSA2	0.01335	0.17700	Oversupply
1/3/2020 10:21	0:02	SSA3	0.00709	0.12800	Oversupply
1/3/2020 10:23	0:14	BS250	Data not available	Data not available	Oversupply
1/3/2020 10:23	0:14	ESB	Data not available	Data not available	Oversupply
1/3/2020 10:23	0:10	SSA3	0.15455	0.00300	Oversupply
1/3/2020 10:23	0:10	SSA2	0.09450	0.00300	Oversupply
1/3/2020 10:24	0:10	KWPPI	0.444971657	20.51696205	Oversupply
1/3/2020 10:33	0:01	SSA3	0.03012	0.14200	Oversupply
1/3/2020 10:33	0:03	SSA2	0.04066	0.13600	Oversupply
1/3/2020 10:34	0:03	SSA3	0.12180	0.05000	Oversupply
1/3/2020 10:35	0:02	KWPPI	0.006982962	20.46307373	Oversupply
1/3/2020 10:37	0:01	SSA2	0.01002	0.01200	Oversupply
1/3/2020 10:37	0:01	SSA3	0.03078	0.32900	Oversupply
1/3/2020 10:38	0:01	SSA2	0.01021	0.03900	Oversupply
1/3/2020 10:38	0:01	SSA3	0.03012	0.57100	Oversupply
1/3/2020 10:38	0:02	SSA3	0.06090	0.01600	Oversupply
1/3/2020 10:39	0:02	BS250	Data not available	Data not available	Oversupply
1/3/2020 10:39	0:02	ESB	Data not available	Data not available	Oversupply



**Maui Curtailment Report**

January 2020

Start Date and Time	Duration (minutes)	IPP Curtailed	Estimated Curtailed MWH	Peak MW Curtailed	Reasons for Curtailment
1/3/2020 10:39	0:48	SSA2	0.61684	-0.00200	Oversupply
1/3/2020 10:40	0:48	KWPPII	4.784497897	20.70757294	Oversupply
1/3/2020 10:40	0:01	SSA3	0.03078	0.00100	Oversupply
1/3/2020 10:41	0:45	SSA3	1.58355	0.17200	Oversupply
1/3/2020 10:42	0:45	BS250	Data not available	Data not available	Oversupply
1/3/2020 10:42	0:45	ESB	Data not available	Data not available	Oversupply
1/3/2020 11:26	0:01	SSA3	0.01722	0.01300	Oversupply
1/3/2020 11:27	0:01	SSA3	0.01684	0.15100	Oversupply
1/3/2020 11:27	0:01	SSA2	0.01409	0.17700	Oversupply
1/3/2020 11:27	0:01	SSA3	0.01722	0.79400	Oversupply
1/3/2020 11:48	0:01	SSA2	0.00499	1.09100	Oversupply
1/3/2020 11:48	0:01	SSA3	0.01562	1.75000	Oversupply
1/3/2020 11:49	0:01	SSA2	0.00490	1.11600	Oversupply
1/3/2020 11:49	0:01	SSA3	0.01562	1.97400	Oversupply
1/3/2020 11:52	0:01	SSA2	0.00499	1.35700	Oversupply
1/3/2020 11:53	0:01	SSA3	0.01529	2.52300	Oversupply
1/3/2020 11:53	0:01	SSA2	0.00499	1.23500	Oversupply
1/3/2020 11:53	0:01	SSA3	0.01529	2.37300	Oversupply
1/3/2020 11:54	0:01	SSA2	0.00499	1.23800	Oversupply
1/3/2020 11:54	0:01	SSA3	0.01562	2.81400	Oversupply
1/3/2020 11:55	0:01	SSA2	0.00499	0.98800	Oversupply
1/3/2020 11:55	0:01	SSA3	0.01529	1.85800	Oversupply
1/3/2020 11:56	0:01	SSA2	0.00490	0.09700	Oversupply
1/3/2020 11:56	0:01	SSA3	0.01562	1.00500	Oversupply
1/3/2020 11:56	0:01	SSA2	0.00499	0.25100	Oversupply
1/3/2020 11:57	0:01	SSA3	0.01562	0.45400	Oversupply
1/3/2020 11:57	1:58	SSA2	2.31739	0.03200	Oversupply
1/3/2020 11:57	1:57	SSA3	2.60943	0.09800	Oversupply
1/3/2020 11:58	1:58	BS250	Data not available	Data not available	Oversupply
1/3/2020 11:58	1:58	ESB	Data not available	Data not available	Oversupply
1/3/2020 11:59	1:57	KWPPII	13.56223494	20.70757294	Oversupply
1/3/2020 13:55	0:01	SSA3	0.00517	0.04300	Oversupply
1/3/2020 13:55	0:01	SSA2	0.01941	0.02200	Oversupply
1/3/2020 13:56	0:01	SSA3	0.00506	0.41800	Oversupply
1/3/2020 14:27	0:01	SSA3	-0.00057	0.64600	Oversupply
1/3/2020 14:34	0:01	SSA3	0.00381	0.61900	Oversupply
1/3/2020 14:35	0:01	SSA2	0.01515	1.03900	Oversupply
1/3/2020 14:35	0:01	SSA3	0.00389	0.60300	Oversupply
1/3/2020 14:36	0:01	SSA2	0.01545	0.15900	Oversupply
1/3/2020 14:36	0:01	SSA3	0.00381	0.10100	Oversupply
1/3/2020 14:36	0:54	SSA3	1.25242	0.01300	Oversupply
1/3/2020 14:36	0:55	SSA2	1.38265	0.03400	Oversupply
1/3/2020 14:37	0:55	KWPPII	3.385586675	20.70757294	Oversupply
1/3/2020 14:37	0:54	BS250	Data not available	Data not available	Oversupply
1/3/2020 14:37	0:54	ESB	Data not available	Data not available	Oversupply
1/3/2020 15:31	0:01	SSA3	0.00115	0.02400	Oversupply
1/3/2020 15:31	0:01	SSA2	0.00546	0.20500	Oversupply
1/3/2020 15:31	0:01	SSA3	0.00118	0.28500	Oversupply
1/3/2020 15:32	0:01	SSA2	0.00546	0.55000	Oversupply
1/3/2020 21:43	0:06	AWE	0.272665692	18.89999962	Oversupply
1/3/2020 22:49	0:12	KWPPII	0.356919098	20.70757294	Oversupply
1/3/2020 23:08	0:21	KWPPII	1.010408052	20.70757294	Oversupply
1/4/2020 1:35	4:05	KWPPII	49.13085156	20.70757294	Oversupply
1/4/2020 5:43	0:02	KWPPII	0.012549686	20.61775589	Oversupply
1/4/2020 5:50	0:14	KWPPII	0.567953364	20.70258331	Oversupply
1/4/2020 6:13	0:03	KWPPII	0.028064505	20.70657349	Oversupply
1/4/2020 6:37	0:09	KWPPII	0.32327652	20.7045784	Oversupply
1/4/2020 6:53	0:01	KWPPII	0.00883646	20.68861198	Oversupply
1/4/2020 6:56	0:07	BS250	Data not available	Data not available	Oversupply
1/4/2020 6:56	0:07	ESB	Data not available	Data not available	Oversupply
1/4/2020 6:58	0:06	KWPPII	0.090983041	20.70557594	Oversupply
1/4/2020 9:29	0:01	SSA3	0.00382	1.91200	Oversupply
1/4/2020 9:31	0:01	SSA3	0.00714	1.41500	Oversupply
1/4/2020 9:32	0:01	SSA2	0.00478	0.37400	Oversupply
1/4/2020 9:32	0:01	SSA3	0.00714	0.73800	Oversupply
1/4/2020 9:32	0:01	SSA2	0.00478	0.81800	Oversupply
1/4/2020 9:33	0:01	SSA3	0.00699	0.78700	Oversupply
1/4/2020 9:33	0:01	SSA2	0.00478	0.34200	Oversupply
1/4/2020 9:34	0:01	SSA3	0.00714	0.48000	Oversupply
1/4/2020 9:34	0:01	SSA2	0.00460	0.24900	Oversupply
1/4/2020 9:34	0:01	SSA3	0.00699	0.18500	Oversupply
1/4/2020 9:35	0:01	SSA2	0.00478	0.01300	Oversupply
1/4/2020 9:35	0:01	SSA3	0.00699	0.21000	Oversupply





**Maui Curtailment Report**

January 2020

Start Date and Time	Duration (minutes)	IPP Curtailed	Estimated Curtailed MWH	Peak MW Curtailed	Reasons for Curtailment
1/4/2020 9:36	0:01	SSA2	0.00478	0.12500	Oversupply
1/4/2020 9:36	0:01	SSA3	0.00714	1.14500	Oversupply
1/4/2020 9:37	0:01	SSA2	0.00478	0.31100	Oversupply
1/4/2020 9:37	0:01	SSA3	0.00714	0.41800	Oversupply
1/4/2020 9:38	0:41	BS250	Data not available	Data not available	Oversupply
1/4/2020 9:38	0:41	ESB	Data not available	Data not available	Oversupply
1/4/2020 9:38	0:01	SSA3	0.00699	0.23600	Oversupply
1/4/2020 9:38	0:01	SSA2	0.00478	0.18700	Oversupply
1/4/2020 9:38	0:02	SSA3	0.02127	0.01900	Oversupply
1/4/2020 9:38	0:05	SSA2	0.02868	0.01900	Oversupply
1/4/2020 9:39	0:05	KWP11	0.029203765	20.69759178	Oversupply
1/4/2020 9:41	0:01	SSA3	0.00699	-0.00100	Oversupply
1/4/2020 9:41	0:02	SSA3	0.01413	0.00500	Oversupply
1/4/2020 9:44	0:01	SSA2	0.00478	0.19100	Oversupply
1/4/2020 9:44	0:05	SSA3	0.05517	0.15700	Oversupply
1/4/2020 9:44	0:34	SSA2	0.24390	0.00600	Oversupply
1/4/2020 9:45	0:01	KWP11	0.002070713	20.66765404	Oversupply
1/4/2020 9:47	0:32	KWP11	1.711174202	20.70757294	Oversupply
1/4/2020 9:49	0:01	SSA3	0.00806	-0.00500	Oversupply
1/4/2020 9:50	0:28	SSA3	0.53639	-0.00200	Oversupply
1/4/2020 10:18	0:01	SSA3	0.01646	0.04600	Oversupply
1/4/2020 10:18	0:01	SSA2	0.00287	0.10300	Oversupply
1/4/2020 10:19	0:01	SSA3	0.01610	0.24400	Oversupply
1/4/2020 10:19	0:01	SSA2	0.00282	0.26500	Oversupply
1/4/2020 10:20	0:01	SSA3	0.01646	0.13100	Oversupply
1/4/2020 10:20	0:01	SSA3	0.01646	0.13900	Oversupply
1/4/2020 10:27	0:01	SSA3	0.01646	2.35100	Oversupply
1/4/2020 10:28	0:01	SSA3	0.01646	2.12200	Oversupply
1/4/2020 10:29	0:01	SSA2	0.00287	0.27100	Oversupply
1/4/2020 10:29	0:01	SSA3	0.01690	1.37800	Oversupply
1/4/2020 10:29	0:01	SSA2	0.00435	0.20100	Oversupply
1/4/2020 10:30	0:01	SSA3	0.02240	0.94600	Oversupply
1/4/2020 10:30	0:01	SSA3	0.02240	1.20900	Oversupply
1/4/2020 10:30	0:01	SSA2	0.00647	0.26600	Oversupply
1/4/2020 10:31	0:01	SSA3	0.02339	2.04100	Oversupply
1/4/2020 10:31	0:01	SSA2	0.00647	0.44600	Oversupply
1/4/2020 10:32	0:01	SSA3	0.02290	2.00400	Oversupply
1/4/2020 10:32	0:01	SSA2	0.00647	0.55500	Oversupply
1/4/2020 10:33	0:01	SSA3	0.02240	1.34800	Oversupply
1/4/2020 10:33	0:01	SSA3	0.02290	1.59400	Oversupply
1/4/2020 10:34	0:01	SSA2	0.00634	0.41400	Oversupply
1/4/2020 10:34	0:01	SSA3	0.02240	1.64700	Oversupply
1/4/2020 10:35	0:01	SSA2	0.00647	0.22600	Oversupply
1/4/2020 10:35	0:01	SSA3	0.02290	0.84600	Oversupply
1/4/2020 10:36	0:08	BS250	Data not available	Data not available	Oversupply
1/4/2020 10:36	0:08	ESB	Data not available	Data not available	Oversupply
1/4/2020 10:36	0:08	SSA2	0.05806	0.06400	Oversupply
1/4/2020 10:36	0:08	SSA3	0.22797	0.11500	Oversupply
1/4/2020 10:37	0:07	KWP11	0.335814222	20.70557594	Oversupply
1/4/2020 10:43	0:01	SSA3	0.02290	0.01100	Oversupply
1/4/2020 10:43	0:01	SSA2	0.00647	0.08800	Oversupply
1/4/2020 10:44	0:01	SSA3	0.01554	0.22700	Oversupply
1/4/2020 10:44	0:01	SSA2	0.00306	0.34500	Oversupply
1/4/2020 10:45	0:01	SSA3	0.00673	0.93600	Oversupply
1/4/2020 10:45	0:01	SSA2	0.00143	0.48500	Oversupply
1/4/2020 10:46	0:01	SSA3	0.00687	1.46200	Oversupply
1/4/2020 10:46	0:01	SSA2	0.00143	0.45300	Oversupply
1/4/2020 10:47	0:01	SSA3	0.00687	1.63000	Oversupply
1/4/2020 10:48	0:01	SSA2	0.00143	0.49800	Oversupply
1/4/2020 10:48	0:01	SSA3	0.00687	1.64400	Oversupply
1/4/2020 10:52	0:01	SSA3	0.00687	2.47400	Oversupply
1/4/2020 10:52	0:01	SSA2	0.00143	0.46300	Oversupply
1/4/2020 10:56	0:01	SSA3	0.00673	2.52500	Oversupply
1/4/2020 10:56	0:01	SSA3	0.00687	2.51900	Oversupply
1/4/2020 10:58	0:01	SSA3	0.00673	2.52400	Oversupply
1/4/2020 10:58	0:01	SSA2	0.00143	0.65800	Oversupply
1/4/2020 10:59	0:01	SSA3	0.00848	0.76300	Oversupply
1/4/2020 10:59	0:01	SSA2	0.00373	0.44400	Oversupply
1/4/2020 11:00	0:01	SSA3	0.03307	0.11500	Oversupply
1/4/2020 11:00	0:01	SSA2	0.00996	0.32800	Oversupply
1/4/2020 11:00	0:01	SSA3	0.03237	1.14700	Oversupply
1/4/2020 11:01	0:01	SSA2	0.00996	0.17300	Oversupply
1/4/2020 11:01	1:57	SSA3	5.22689	0.07700	Oversupply



**Maui Curtailment Report**

January 2020

Start Date and Time	Duration (minutes)	IPP Curtailed	Estimated Curtailed MWH	Peak MW Curtailed	Reasons for Curtailment
1/4/2020 11:02	1:56	BS250	Data not available	Data not available	Oversupply
1/4/2020 11:02	1:56	ESB	Data not available	Data not available	Oversupply
1/4/2020 11:02	1:57	KWPPII	23.98270913	20.70757294	Oversupply
1/4/2020 11:02	1:57	SSA2	2.39768	0.01300	Oversupply
1/4/2020 12:38	0:06	AWE	0.083146381	21	Oversupply
1/4/2020 12:45	0:02	AWE	0.002324645	20.29999924	Oversupply
1/4/2020 12:50	0:01	AWE	0.00288798	18.5	Oversupply
1/4/2020 12:52	0:03	AWE	0.031689485	20.29999924	Oversupply
1/4/2020 12:58	0:01	SSA3	0.03662	0.04300	Oversupply
1/4/2020 12:58	0:01	SSA2	0.02589	0.00600	Oversupply
1/4/2020 12:59	0:01	SSA3	0.03742	0.00300	Oversupply
1/4/2020 12:59	0:01	SSA2	0.02589	0.15100	Oversupply
1/4/2020 12:59	1:46	SSA3	3.70965	0.00200	Oversupply
1/4/2020 13:00	1:46	BS250	Data not available	Data not available	Oversupply
1/4/2020 13:00	1:46	ESB	Data not available	Data not available	Oversupply
1/4/2020 13:00	1:46	KWPPII	19.0124972	20.70757294	Oversupply
1/4/2020 13:00	1:46	SSA2	4.94708	0.00600	Oversupply
1/4/2020 13:13	0:02	AWE	0.012759972	21	Oversupply
1/4/2020 14:46	0:01	SSA2	0.03822	0.00900	Oversupply
1/4/2020 14:46	0:01	SSA3	0.02877	0.03000	Oversupply
1/4/2020 14:46	0:01	SSA2	0.03822	0.29300	Oversupply
1/4/2020 14:46	0:01	SSA3	0.02999	0.10600	Oversupply
1/4/2020 14:47	0:01	SSA2	0.03822	0.40000	Oversupply
1/4/2020 14:47	0:01	SSA3	0.02815	0.13400	Oversupply
1/4/2020 14:48	0:01	SSA3	0.02754	0.10700	Oversupply
1/4/2020 14:48	0:01	SSA2	0.03822	0.62900	Oversupply
1/4/2020 14:49	0:01	SSA3	0.02815	0.09700	Oversupply
1/4/2020 14:49	0:01	SSA2	0.03822	0.44100	Oversupply
1/4/2020 14:50	0:01	SSA3	0.02754	0.19500	Oversupply
1/4/2020 14:50	0:01	SSA2	0.03822	0.62400	Oversupply
1/4/2020 14:50	0:01	SSA3	0.02815	0.46400	Oversupply
1/4/2020 14:51	0:01	SSA2	0.03822	0.29500	Oversupply
1/4/2020 14:51	0:01	SSA3	0.02754	0.74300	Oversupply
1/4/2020 14:52	0:01	SSA2	0.03822	0.60100	Oversupply
1/4/2020 14:52	0:01	SSA3	0.02877	0.45400	Oversupply
1/4/2020 14:52	0:22	SSA2	0.97888	0.19000	Oversupply
1/4/2020 14:53	0:22	BS250	Data not available	Data not available	Oversupply
1/4/2020 14:53	0:22	ESB	Data not available	Data not available	Oversupply
1/4/2020 14:53	0:22	SSA3	0.77587	0.03200	Oversupply
1/4/2020 14:55	0:21	KWPPII	1.326125876	19.21063995	Oversupply
1/4/2020 15:14	0:01	SSA3	0.02276	0.04300	Oversupply
1/4/2020 15:15	0:01	SSA2	0.02249	0.03100	Oversupply
1/4/2020 15:15	0:01	SSA3	0.02004	0.19200	Oversupply
1/4/2020 15:16	0:01	SSA2	0.02249	0.52900	Oversupply
1/4/2020 15:16	0:01	SSA3	0.02004	0.47800	Oversupply
1/4/2020 15:17	0:01	SSA3	0.01960	0.78100	Oversupply
1/4/2020 15:17	0:01	SSA2	0.02249	0.77300	Oversupply
1/4/2020 15:17	0:01	SSA3	0.02004	0.62400	Oversupply
1/4/2020 15:18	0:01	SSA2	0.02249	0.98600	Oversupply
1/4/2020 15:18	0:01	SSA3	0.01960	0.56300	Oversupply
1/4/2020 15:18	0:01	SSA2	0.02249	0.46000	Oversupply
1/4/2020 15:19	0:02	SSA3	0.03964	0.19300	Oversupply
1/4/2020 15:19	0:01	SSA2	0.02249	0.23600	Oversupply
1/4/2020 15:20	0:01	BS250	Data not available	Data not available	Oversupply
1/4/2020 15:20	0:01	ESB	Data not available	Data not available	Oversupply
1/4/2020 15:20	0:01	SSA2	0.02249	0.01900	Oversupply
1/4/2020 15:20	0:01	SSA3	0.02047	0.02500	Oversupply
1/4/2020 15:21	0:01	SSA2	0.02249	0.73300	Oversupply
1/4/2020 15:21	0:01	SSA3	0.02047	0.11500	Oversupply
1/4/2020 15:22	0:01	SSA2	0.02249	1.18000	Oversupply
1/4/2020 15:22	0:01	SSA3	0.02004	0.13300	Oversupply
1/4/2020 15:23	0:01	SSA2	0.02249	0.90700	Oversupply
1/4/2020 15:23	0:01	SSA3	0.02004	0.12600	Oversupply
1/4/2020 15:24	0:01	SSA3	0.02004	0.14300	Oversupply
1/4/2020 15:24	0:01	SSA2	0.02249	2.25100	Oversupply
1/4/2020 15:25	0:01	SSA3	0.02047	0.13300	Oversupply
1/4/2020 15:25	0:01	SSA2	0.02206	0.81800	Oversupply
1/4/2020 15:26	0:01	SSA3	0.02047	0.38400	Oversupply
1/4/2020 15:26	0:01	SSA2	0.02249	0.21800	Oversupply
1/4/2020 15:27	0:01	SSA3	0.02004	0.69300	Oversupply
1/4/2020 15:27	0:01	SSA2	0.02249	0.77200	Oversupply
1/4/2020 15:27	0:01	SSA3	0.02004	0.76300	Oversupply
1/4/2020 15:28	0:01	SSA2	0.02249	1.27700	Oversupply



**Maui Curtailment Report**

**January 2020**

Start Date and Time	Duration (minutes)	IPP Curtailed	Estimated Curtailed MWH	Peak MW Curtailed	Reasons for Curtailment
1/4/2020 15:28	0:01	SSA3	0.02004	1.56600	Oversupply
1/4/2020 15:29	0:01	SSA2	0.01949	1.75900	Oversupply
1/4/2020 15:29	0:01	SSA3	0.01637	0.88000	Oversupply
1/4/2020 15:30	0:01	SSA2	0.00104	1.91600	Oversupply
1/4/2020 15:30	0:01	SSA3	0.00181	0.12700	Oversupply
1/4/2020 15:30	0:01	SSA3	0.00181	1.23400	Oversupply
1/4/2020 15:31	0:01	SSA2	0.00104	1.51600	Oversupply
1/4/2020 15:31	0:01	SSA3	0.00177	1.34900	Oversupply
1/4/2020 15:31	0:01	SSA2	0.00104	1.89200	Oversupply
1/4/2020 15:32	0:01	SSA3	0.00189	1.30200	Oversupply
1/4/2020 15:32	0:01	SSA2	0.00104	1.93300	Oversupply
1/5/2020 0:20	6:02	KWPPII	95.04622394	20.70757294	Oversupply
1/5/2020 2:27	0:04	AWE	0.010864258	21	Oversupply
1/5/2020 2:36	0:01	AWE	0.001290703	20.5	Oversupply
1/5/2020 2:38	0:28	AWE	0.408783659	21	Oversupply
1/5/2020 3:07	0:01	AWE	0.009070714	20.39999962	Oversupply
1/5/2020 3:13	0:20	AWE	0.443554307	21	Oversupply
1/5/2020 3:35	0:32	AWE	0.685375309	21	Oversupply
1/5/2020 4:12	0:02	AWE	0.001482582	21	Oversupply
1/5/2020 4:23	0:01	AWE	0.005152194	21	Oversupply
1/5/2020 6:30	0:02	KWPPII	0.013881493	20.70757294	Oversupply
1/5/2020 6:56	0:07	KWPPII	0.058976237	20.70757294	Oversupply
1/5/2020 8:56	0:01	SSA3	0.00204	1.39000	Oversupply
1/5/2020 8:57	0:01	SSA3	0.00208	1.40200	Oversupply
1/5/2020 8:57	0:01	SSA2	0.00163	0.53200	Oversupply
1/5/2020 8:57	0:01	SSA3	0.00208	0.09900	Oversupply
1/5/2020 8:58	0:01	SSA2	0.00163	0.08800	Oversupply
1/5/2020 8:58	0:01	SSA3	0.00208	0.32200	Oversupply
1/5/2020 8:59	0:01	SSA3	0.00545	0.21300	Oversupply
1/5/2020 8:59	0:01	SSA2	0.00484	0.10800	Oversupply
1/5/2020 9:00	0:01	SSA3	0.01665	0.15700	Oversupply
1/5/2020 9:00	0:01	SSA2	0.00955	0.05300	Oversupply
1/5/2020 9:01	0:01	SSA3	0.01630	0.73300	Oversupply
1/5/2020 9:01	0:01	SSA2	0.00955	0.12700	Oversupply
1/5/2020 9:01	0:01	SSA3	0.01913	0.05200	Oversupply
1/5/2020 9:02	0:01	SSA2	0.00955	0.02800	Oversupply
1/5/2020 9:02	0:01	SSA3	0.01594	0.41700	Oversupply
1/5/2020 9:02	0:01	SSA2	0.00955	0.39000	Oversupply
1/5/2020 9:03	0:01	SSA3	0.01665	0.18000	Oversupply
1/5/2020 9:03	0:01	SSA2	0.00955	0.24100	Oversupply
1/5/2020 9:04	0:01	SSA3	0.01594	0.26800	Oversupply
1/5/2020 9:04	0:01	SSA2	0.00955	0.02700	Oversupply
1/5/2020 9:04	0:01	SSA3	0.01630	0.05700	Oversupply
1/5/2020 9:05	0:01	SSA2	0.00955	0.02600	Oversupply
1/5/2020 9:05	0:01	SSA3	0.01630	0.12900	Oversupply
1/5/2020 9:06	0:03	SSA2	0.02864	0.23600	Oversupply
1/5/2020 9:06	0:01	SSA3	0.01630	0.47400	Oversupply
1/5/2020 9:07	0:01	SSA3	0.01594	0.45200	Oversupply
1/5/2020 9:08	0:01	SSA3	0.01630	0.27400	Oversupply
1/5/2020 9:08	0:01	SSA3	0.01594	0.24600	Oversupply
1/5/2020 9:08	0:01	SSA2	0.00955	0.32300	Oversupply
1/5/2020 9:09	6:26	SSA3	15.22908	0.02400	Oversupply
1/5/2020 9:09	6:25	SSA2	15.02289	0.01200	Oversupply
1/5/2020 9:10	6:25	BS250	Data not available	Data not available	Oversupply
1/5/2020 9:10	6:25	ESB	Data not available	Data not available	Oversupply
1/5/2020 9:11	6:25	KWPPII	104.6927066	20.70757294	Oversupply
1/5/2020 10:26	0:01	AWE	0.001574453	21	Oversupply
1/5/2020 10:28	3:56	AWE	37.28647788	21	Oversupply
1/5/2020 15:34	0:01	SSA2	0.02091	0.04400	Oversupply
1/5/2020 15:35	0:01	SSA3	0.01461	0.19400	Oversupply
1/5/2020 15:35	0:01	SSA2	0.02091	0.57400	Oversupply
1/5/2020 15:35	0:01	SSA3	0.01400	0.70600	Oversupply
1/5/2020 15:36	0:01	SSA3	0.01370	0.89200	Oversupply
1/5/2020 15:36	0:01	SSA2	0.02091	0.92000	Oversupply
1/5/2020 15:37	0:01	SSA3	0.01400	0.90800	Oversupply
1/5/2020 15:37	0:01	SSA2	0.02091	0.92000	Oversupply
1/5/2020 15:38	0:01	SSA3	0.01400	0.90900	Oversupply
1/5/2020 15:38	0:01	SSA2	0.02091	0.98400	Oversupply
1/5/2020 15:38	0:01	SSA3	0.01370	0.84300	Oversupply
1/5/2020 15:39	0:01	SSA2	0.02091	0.96100	Oversupply
1/5/2020 15:39	0:01	SSA3	0.01370	0.92500	Oversupply
1/5/2020 15:40	0:01	SSA2	0.02091	1.16900	Oversupply
1/5/2020 15:40	0:01	SSA3	0.01400	1.11400	Oversupply



**Maui Curtailment Report**

**January 2020**

Start Date and Time	Duration (minutes)	IPP Curtailed	Estimated Curtailed MWH	Peak MW Curtailed	Reasons for Curtailment
1/5/2020 15:40	0:01	SSA2	0.02010	1.10600	Oversupply
1/5/2020 15:41	0:01	SSA3	0.01400	0.88400	Oversupply
1/5/2020 15:41	0:01	SSA2	0.02091	1.10600	Oversupply
1/5/2020 15:41	0:01	SSA3	0.01370	1.13100	Oversupply
1/5/2020 15:42	0:01	SSA3	0.01431	1.05800	Oversupply
1/5/2020 15:42	0:01	SSA2	0.02091	1.39300	Oversupply
1/5/2020 15:43	0:01	SSA3	0.01370	1.26300	Oversupply
1/5/2020 15:43	0:01	SSA2	0.02091	1.44500	Oversupply
1/5/2020 15:44	0:01	SSA2	0.01467	1.56200	Oversupply
1/5/2020 23:18	0:19	KWP11	0.766697009	17.71370697	Oversupply
1/5/2020 23:38	0:02	KWP11	0.008491961	17.71370697	Oversupply
1/5/2020 23:43	6:20	KWP11	81.31803759	17.71370697	Oversupply
1/6/2020 1:59	0:01	AWE	0.000160885	21	Oversupply
1/6/2020 2:01	0:02	AWE	0.001815828	21	Oversupply
1/6/2020 2:09	0:03	AWE	0.002723757	21	Oversupply
1/6/2020 2:13	0:01	AWE	0.00090793	21	Oversupply
1/6/2020 2:15	0:02	AWE	0.002648989	21	Oversupply
1/6/2020 2:18	0:01	AWE	0.00090793	21	Oversupply
1/6/2020 2:20	0:01	AWE	0.000241407	21	Oversupply
1/6/2020 2:22	0:01	AWE	7.4768E-05	21	Oversupply
1/6/2020 2:24	1:27	AWE	1.453626951	21	Oversupply
1/6/2020 4:12	0:07	AWE	0.044538625	20.89999962	Oversupply
1/6/2020 4:20	0:10	AWE	0.049311257	20.89999962	Oversupply
1/6/2020 4:31	0:02	AWE	0.006234137	20.89999962	Oversupply
1/6/2020 9:23	0:01	SSA2	0.00425	1.44800	Oversupply
1/6/2020 9:25	0:01	SSA3	0.00221	1.76300	Oversupply
1/6/2020 9:26	0:01	SSA3	0.00216	1.77100	Oversupply
1/6/2020 9:26	0:01	SSA2	0.00425	1.53500	Oversupply
1/6/2020 9:27	0:01	SSA3	0.00221	1.16100	Oversupply
1/6/2020 9:27	0:01	SSA2	0.00425	0.11200	Oversupply
1/6/2020 9:28	0:01	SSA3	0.00221	0.19200	Oversupply
1/6/2020 9:28	0:01	SSA2	0.00425	0.69700	Oversupply
1/6/2020 9:29	0:01	SSA3	0.00216	0.22800	Oversupply
1/6/2020 9:29	0:01	SSA2	0.00765	0.20500	Oversupply
1/6/2020 9:29	0:01	SSA3	0.01536	0.67800	Oversupply
1/6/2020 9:30	0:01	SSA2	0.02284	0.58000	Oversupply
1/6/2020 9:30	0:01	SSA3	0.02225	0.66900	Oversupply
1/6/2020 9:31	0:01	SSA2	0.02284	0.33200	Oversupply
1/6/2020 9:31	0:01	SSA3	0.02178	0.30900	Oversupply
1/6/2020 9:31	0:01	SSA2	0.02284	0.08800	Oversupply
1/6/2020 9:32	0:01	SSA3	0.02225	0.69000	Oversupply
1/6/2020 9:32	0:01	SSA2	0.02284	0.27000	Oversupply
1/6/2020 9:32	0:01	SSA3	0.02178	0.23800	Oversupply
1/6/2020 9:33	4:21	BS250	Data not available	Data not available	Oversupply
1/6/2020 9:33	4:21	ESB	Data not available	Data not available	Oversupply
1/6/2020 9:33	4:20	SSA2	10.89093	0.02600	Oversupply
1/6/2020 9:33	4:19	SSA3	10.98253	0.02400	Oversupply
1/6/2020 9:34	4:20	KWP11	36.61955017	17.71370697	Oversupply
1/6/2020 11:00	0:02	AWE	0.003815428	21	Oversupply
1/6/2020 11:04	2:15	AWE	7.929975399	21	Oversupply
1/6/2020 13:35	0:03	AWE	0.005889733	21	Oversupply
1/6/2020 13:53	0:01	SSA3	0.03256	0.04900	Oversupply
1/6/2020 13:53	0:01	SSA2	0.03585	0.06900	Oversupply
1/6/2020 13:53	0:01	SSA3	0.03117	0.12600	Oversupply
1/6/2020 13:54	0:01	SSA2	0.03585	0.28100	Oversupply
1/6/2020 13:54	0:01	SSA3	0.03256	0.13800	Oversupply
1/6/2020 13:54	0:01	SSA2	0.03516	0.52600	Oversupply
1/6/2020 13:55	0:01	SSA3	0.03256	0.13700	Oversupply
1/6/2020 13:55	0:01	SSA2	0.03516	0.52900	Oversupply
1/6/2020 13:56	0:01	SSA3	0.03186	0.11600	Oversupply
1/6/2020 13:56	0:01	SSA2	0.03585	1.22000	Oversupply
1/6/2020 13:57	0:01	SSA3	0.03256	0.13600	Oversupply
1/6/2020 13:57	0:01	SSA2	0.03585	1.73200	Oversupply
1/6/2020 13:57	0:01	SSA3	0.03256	0.14200	Oversupply
1/6/2020 13:58	0:01	SSA2	0.03585	0.50400	Oversupply
1/6/2020 13:58	0:01	SSA3	0.03533	0.43700	Oversupply
1/6/2020 13:59	0:01	SSA2	0.03520	0.42500	Oversupply
1/6/2020 13:59	0:01	SSA3	0.03125	0.98400	Oversupply
1/6/2020 14:00	0:01	SSA2	0.03035	1.71800	Oversupply
1/6/2020 14:00	0:01	SSA3	0.02396	1.52700	Oversupply
1/6/2020 14:00	0:01	SSA2	0.02977	1.82600	Oversupply
1/6/2020 14:01	0:01	SSA3	0.02450	2.48600	Oversupply
1/6/2020 14:01	0:01	SSA3	0.02503	0.20700	Oversupply



**Maui Curtailment Report**

**January 2020**

Start Date and Time	Duration (minutes)	IPP Curtailed	Estimated Curtailed MWH	Peak MW Curtailed	Reasons for Curtailment
1/6/2020 14:01	0:01	SSA2	0.03035	1.93700	Oversupply
1/6/2020 14:02	0:01	SSA3	0.02503	0.48700	Oversupply
1/6/2020 14:02	0:01	SSA2	0.03035	0.80100	Oversupply
1/6/2020 14:03	0:01	SSA3	0.02450	0.68200	Oversupply
1/6/2020 14:03	0:01	SSA2	0.03035	0.46400	Oversupply
1/6/2020 14:04	0:01	SSA3	0.02450	0.56000	Oversupply
1/6/2020 14:04	0:01	SSA2	0.03035	0.35600	Oversupply
1/6/2020 14:04	0:01	SSA3	0.02503	0.46100	Oversupply
1/6/2020 14:05	0:01	SSA2	0.03035	1.02100	Oversupply
1/6/2020 14:05	0:01	SSA3	0.02450	0.24400	Oversupply
1/6/2020 14:06	0:01	SSA2	0.03035	0.23900	Oversupply
1/6/2020 14:06	0:01	SSA3	0.02503	0.09800	Oversupply
1/6/2020 14:07	0:01	SSA2	0.03035	0.38400	Oversupply
1/6/2020 14:07	0:01	SSA3	0.02503	0.38600	Oversupply
1/6/2020 14:07	0:01	SSA2	0.03035	0.67300	Oversupply
1/6/2020 14:07	0:01	SSA3	0.02716	0.59500	Oversupply
1/6/2020 14:08	0:01	SSA2	0.03035	0.97100	Oversupply
1/6/2020 14:08	0:01	SSA3	0.02396	0.91500	Oversupply
1/6/2020 14:09	0:01	SSA3	0.02450	0.56500	Oversupply
1/6/2020 14:09	0:01	SSA2	0.03035	0.61100	Oversupply
1/6/2020 14:10	0:01	SSA3	0.02396	0.35000	Oversupply
1/6/2020 14:10	0:01	SSA2	0.03035	0.54700	Oversupply
1/6/2020 14:11	0:01	SSA3	0.02503	0.54800	Oversupply
1/6/2020 14:11	0:01	SSA2	0.03035	0.34000	Oversupply
1/6/2020 14:11	0:01	SSA3	0.02396	0.38000	Oversupply
1/6/2020 14:12	0:06	SSA2	0.22408	0.36000	Oversupply
1/6/2020 14:12	0:06	SSA3	0.20345	0.37900	Oversupply
1/6/2020 14:13	0:06	BS250	Data not available	Data not available	Oversupply
1/6/2020 14:13	0:06	ESB	Data not available	Data not available	Oversupply
1/6/2020 14:13	0:06	KWP11	0.032738463	5.738243103	Oversupply
1/6/2020 14:18	0:01	SSA2	0.03299	0.00100	Oversupply
1/6/2020 14:18	0:01	SSA3	0.02586	0.04300	Oversupply
1/6/2020 14:19	0:01	SSA2	0.03299	0.07800	Oversupply
1/6/2020 14:19	0:01	SSA3	0.02476	0.26100	Oversupply
1/6/2020 14:20	0:01	SSA2	0.03299	0.30400	Oversupply
1/6/2020 14:20	0:01	SSA3	0.02586	0.16600	Oversupply
1/6/2020 14:20	0:01	SSA2	0.03299	0.27400	Oversupply
1/6/2020 14:21	0:01	SSA3	0.02586	0.61500	Oversupply
1/6/2020 14:21	0:01	SSA2	0.03299	0.71200	Oversupply
1/6/2020 14:21	0:01	SSA3	0.02586	1.90400	Oversupply
1/6/2020 14:22	0:01	SSA2	0.03299	1.62200	Oversupply
1/6/2020 14:22	0:01	SSA3	0.02531	1.28700	Oversupply
1/6/2020 14:23	0:01	SSA3	0.02476	1.23100	Oversupply
1/6/2020 14:23	0:01	SSA2	0.03299	1.37700	Oversupply
1/6/2020 14:24	0:01	SSA3	0.02586	0.70900	Oversupply
1/6/2020 14:24	0:01	SSA2	0.03299	0.94900	Oversupply
1/6/2020 14:25	0:01	SSA3	0.02586	0.53400	Oversupply
1/6/2020 14:25	0:01	SSA2	0.03299	0.51000	Oversupply
1/6/2020 14:25	0:01	SSA3	0.02586	0.23900	Oversupply
1/6/2020 14:26	0:01	SSA2	0.03299	0.21100	Oversupply
1/6/2020 14:26	0:01	SSA3	0.02531	0.21700	Oversupply
1/6/2020 14:26	0:01	SSA2	0.03299	0.26800	Oversupply
1/6/2020 14:27	0:01	SSA3	0.02586	0.27700	Oversupply
1/6/2020 14:27	0:01	SSA2	0.03299	0.30500	Oversupply
1/6/2020 14:28	0:01	SSA3	0.02586	0.16000	Oversupply
1/6/2020 14:28	0:01	SSA2	0.03299	0.30900	Oversupply
1/6/2020 14:28	0:01	SSA3	0.02531	0.43300	Oversupply
1/6/2020 14:29	0:01	SSA2	0.02471	0.54400	Oversupply
1/6/2020 14:29	0:01	SSA3	0.01739	0.31700	Oversupply
1/6/2020 14:30	0:01	SSA2	0.01649	0.48600	Oversupply
1/6/2020 14:30	0:01	SSA3	0.01097	0.96700	Oversupply
1/6/2020 14:31	0:01	SSA3	0.01074	0.50900	Oversupply
1/6/2020 14:31	0:01	SSA2	0.01586	0.74700	Oversupply
1/6/2020 14:32	0:01	SSA3	0.01097	0.85700	Oversupply
1/6/2020 14:32	0:01	SSA2	0.01649	0.95100	Oversupply
1/6/2020 14:32	0:01	SSA3	0.01097	0.93300	Oversupply
1/6/2020 14:33	0:01	SSA2	0.01649	0.84600	Oversupply
1/6/2020 14:33	0:01	SSA3	0.01074	0.57000	Oversupply
1/6/2020 14:33	0:01	SSA2	0.01649	0.72000	Oversupply
1/6/2020 14:34	0:01	SSA3	0.01074	0.98100	Oversupply
1/6/2020 14:34	0:01	SSA2	0.01649	0.84600	Oversupply
1/6/2020 14:35	0:01	SSA3	0.01051	0.99600	Oversupply
1/6/2020 14:35	0:01	SSA2	0.01649	1.31600	Oversupply



**Maui Curtailment Report**

**January 2020**

Start Date and Time	Duration (minutes)	IPP Curtailed	Estimated Curtailed MWH	Peak MW Curtailed	Reasons for Curtailment
1/6/2020 14:35	0:01	SSA3	0.01074	1.17500	Oversupply
1/6/2020 14:36	0:01	SSA2	0.01649	1.63000	Oversupply
1/6/2020 14:36	0:01	SSA3	0.01097	1.43900	Oversupply
1/6/2020 14:37	0:01	SSA2	0.01649	1.90700	Oversupply
1/6/2020 14:37	0:01	SSA3	0.01191	1.58700	Oversupply
1/6/2020 14:38	0:01	SSA2	0.01649	1.90800	Oversupply
1/6/2020 14:38	0:01	SSA3	0.01074	1.83000	Oversupply
1/6/2020 14:39	0:01	SSA3	0.01097	2.34600	Oversupply
1/6/2020 14:39	0:01	SSA2	0.01649	2.21400	Oversupply
1/6/2020 14:40	0:01	SSA3	0.01074	2.33700	Oversupply
1/6/2020 14:40	0:01	SSA2	0.01649	1.52700	Oversupply
1/6/2020 14:41	0:01	SSA3	0.01097	1.96400	Oversupply
1/6/2020 14:41	0:01	SSA2	0.01649	1.82700	Oversupply
1/6/2020 14:42	0:01	SSA3	0.01097	1.17000	Oversupply
1/6/2020 14:43	0:01	SSA2	0.01649	1.40000	Oversupply
1/6/2020 16:39	0:08	KWPPII	0.094751994	19.21063995	Oversupply
1/7/2020 2:18	0:01	KWPPII	0.001811981	17.71370697	Oversupply
1/7/2020 2:24	0:01	KWPPII	9.24428E-05	17.71370697	Oversupply
1/7/2020 2:27	0:11	KWPPII	0.115310383	17.71370697	Oversupply
1/7/2020 2:46	0:13	KWPPII	0.228360717	17.71370697	Oversupply
1/7/2020 3:10	0:15	KWPPII	0.217632357	17.71370697	Oversupply
1/7/2020 3:39	0:14	KWPPII	0.18486433	17.71370697	Oversupply
1/7/2020 3:54	0:04	KWPPII	0.039557807	17.71370697	Oversupply
1/7/2020 10:24	0:01	SSA2	0.00684	2.25200	Oversupply
1/7/2020 10:24	0:01	SSA3	0.00521	2.36100	Oversupply
1/7/2020 10:24	0:01	SSA3	0.00533	0.08300	Oversupply
1/7/2020 10:25	0:01	SSA2	0.00684	0.06500	Oversupply
1/7/2020 10:25	0:01	SSA3	0.00533	0.59300	Oversupply
1/7/2020 10:25	0:01	SSA2	0.00671	0.72100	Oversupply
1/7/2020 10:26	0:01	SSA3	0.00533	0.54300	Oversupply
1/7/2020 10:26	0:01	SSA2	0.00684	0.59100	Oversupply
1/7/2020 10:27	0:01	SSA3	0.00533	1.44100	Oversupply
1/7/2020 10:27	0:01	SSA2	0.00684	1.61800	Oversupply
1/7/2020 10:27	0:01	SSA3	0.00521	1.55700	Oversupply
1/7/2020 10:28	0:01	SSA2	0.00684	1.36700	Oversupply
1/7/2020 10:28	0:01	SSA3	0.00533	1.67500	Oversupply
1/7/2020 10:29	0:01	SSA2	0.01261	0.87800	Oversupply
1/7/2020 10:29	0:01	SSA3	0.01444	0.90700	Oversupply
1/7/2020 10:30	0:01	SSA2	0.03250	0.23900	Oversupply
1/7/2020 10:30	0:01	SSA3	0.02941	0.26300	Oversupply
1/7/2020 10:31	0:47	BS250	Data not available	Data not available	Oversupply
1/7/2020 10:31	0:47	ESB	Data not available	Data not available	Oversupply
1/7/2020 10:31	3:41	SSA2	10.15998	0.02500	Oversupply
1/7/2020 10:31	0:47	SSA3	1.92452	0.11800	Oversupply
1/7/2020 10:33	0:04	KWPPII	0.071161429	19.21063995	Oversupply
1/7/2020 10:38	0:41	KWPPII	2.770824194	19.21063995	Oversupply
1/7/2020 11:18	0:01	SSA3	0.03214	0.15400	Oversupply
1/7/2020 11:19	0:01	SSA3	0.03284	0.55500	Oversupply
1/7/2020 11:19	0:01	SSA3	0.03284	0.28300	Oversupply
1/7/2020 11:20	0:01	SSA3	0.03214	0.61900	Oversupply
1/7/2020 11:21	0:01	SSA3	0.03214	0.76700	Oversupply
1/7/2020 11:22	0:02	SSA3	0.09783	0.01800	Oversupply
1/7/2020 11:24	0:01	BS250	Data not available	Data not available	Oversupply
1/7/2020 11:24	0:01	ESB	Data not available	Data not available	Oversupply
1/7/2020 11:24	0:01	SSA3	0.03214	0.01500	Oversupply
1/7/2020 11:25	0:01	SSA3	0.03284	0.02000	Oversupply
1/7/2020 11:26	0:01	SSA3	0.03214	0.03900	Oversupply
1/7/2020 11:26	0:24	SSA3	1.00806	0.05300	Oversupply
1/7/2020 11:27	0:24	BS250	Data not available	Data not available	Oversupply
1/7/2020 11:27	0:24	ESB	Data not available	Data not available	Oversupply
1/7/2020 11:28	0:23	KWPPII	1.82335995	19.21063995	Oversupply
1/7/2020 11:50	0:01	SSA3	0.02701	0.04300	Oversupply
1/7/2020 11:51	0:01	SSA3	0.02701	0.51200	Oversupply
1/7/2020 11:52	0:01	SSA3	0.02643	1.08900	Oversupply
1/7/2020 11:53	0:01	SSA3	0.02701	1.80300	Oversupply
1/7/2020 11:54	0:01	SSA3	0.02643	1.89400	Oversupply
1/7/2020 11:56	0:01	SSA3	0.02643	2.16500	Oversupply
1/7/2020 11:57	0:01	SSA3	0.02643	1.66100	Oversupply
1/7/2020 11:57	0:01	SSA3	0.02701	0.05300	Oversupply
1/7/2020 11:58	0:01	SSA3	0.02701	0.46000	Oversupply
1/7/2020 11:59	0:27	BS250	Data not available	Data not available	Oversupply
1/7/2020 11:59	0:27	ESB	Data not available	Data not available	Oversupply
1/7/2020 11:59	0:28	SSA3	1.28822	0.01100	Oversupply



Maui Curtailment Report

January 2020

Start Date and Time	Duration (minutes)	IPP Curtailed	Estimated Curtailed MWH	Peak MW Curtailed	Reasons for Curtailment
1/7/2020 12:00	0:14	KWPPI	1.480980269	17.71370697	Oversupply
1/7/2020 12:15	0:13	KWPPI	0.316012255	19.21063995	Oversupply
1/7/2020 12:27	0:01	SSA3	0.03613	0.37800	Oversupply
1/7/2020 12:28	0:01	SSA3	0.03536	0.47200	Oversupply
1/7/2020 12:28	0:01	SSA3	0.03613	0.06000	Oversupply
1/7/2020 12:29	0:01	BS250	Data not available	Data not available	Oversupply
1/7/2020 12:29	0:01	ESB	Data not available	Data not available	Oversupply
1/7/2020 12:29	0:01	KWPPI	0.003440666	19.21063995	Oversupply
1/7/2020 12:29	0:01	SSA3	0.03581	-0.01100	Oversupply
1/7/2020 12:30	0:01	SSA3	0.03486	0.55500	Oversupply
1/7/2020 12:31	0:01	SSA3	0.03561	0.73100	Oversupply
1/7/2020 12:31	0:01	SSA3	0.03561	0.34700	Oversupply
1/7/2020 12:32	1:39	SSA3	4.43601	0.00800	Oversupply
1/7/2020 12:33	1:11	BS250	Data not available	Data not available	Oversupply
1/7/2020 12:33	1:11	ESB	Data not available	Data not available	Oversupply
1/7/2020 12:34	1:10	KWPPI	5.966128922	19.21063995	Oversupply
1/7/2020 13:45	0:27	BS250	Data not available	Data not available	Oversupply
1/7/2020 13:45	0:27	ESB	Data not available	Data not available	Oversupply
1/7/2020 13:46	0:27	KWPPI	0.673784129	19.21063995	Oversupply
1/7/2020 14:12	0:01	SSA3	0.03057	0.00600	Oversupply
1/7/2020 14:12	0:01	SSA2	0.04146	0.00000	Oversupply
1/7/2020 14:12	0:01	SSA3	0.03123	0.30300	Oversupply
1/7/2020 14:13	0:01	SSA2	0.04146	0.00000	Oversupply
1/7/2020 14:13	0:01	SSA3	0.02990	0.88100	Oversupply
1/7/2020 14:14	0:01	SSA2	0.04146	0.00000	Oversupply
1/7/2020 14:28	0:01	SSA3	0.00405	2.42800	Oversupply
1/7/2020 14:29	0:01	SSA3	0.00396	0.35600	Oversupply
1/7/2020 14:44	0:01	SSA3	0.00069	2.38500	Oversupply
1/7/2020 14:46	0:01	SSA3	-0.00059	2.40700	Oversupply
1/8/2020 1:18	0:01	AWE	0.001666667	0.100000001	Oversupply
1/8/2020 2:15	0:01	KWPPI	0.000912221	19.21063995	Oversupply
1/8/2020 3:29	0:03	KWPPI	0.01820329	19.21063995	Oversupply
1/8/2020 3:35	0:03	KWPPI	0.016067123	19.21063995	Oversupply
1/8/2020 9:43	0:01	SSA2	-0.00034	0.75000	Oversupply
1/8/2020 9:43	0:01	SSA2	-0.00034	0.59000	Oversupply
1/8/2020 9:45	0:01	SSA3	0.00612	2.03100	Oversupply
1/8/2020 9:45	0:01	SSA2	0.00030	0.25600	Oversupply
1/8/2020 9:45	0:01	SSA3	0.00626	1.79700	Oversupply
1/8/2020 9:46	0:01	SSA2	0.00030	0.69800	Oversupply
1/8/2020 9:46	0:01	SSA3	0.00612	0.24000	Oversupply
1/8/2020 9:52	0:01	SSA3	0.00626	2.07700	Oversupply
1/8/2020 9:55	0:01	SSA3	0.00612	0.73000	Oversupply
1/8/2020 9:55	0:01	SSA3	0.00626	2.09300	Oversupply
1/8/2020 9:56	0:01	SSA3	0.00612	0.70100	Oversupply
1/8/2020 9:57	0:01	SSA3	0.00612	1.11800	Oversupply
1/8/2020 9:57	0:01	SSA2	0.00030	0.77900	Oversupply
1/8/2020 9:58	0:01	SSA3	0.00626	1.68400	Oversupply
1/8/2020 9:58	0:01	SSA3	0.00626	1.58900	Oversupply
1/8/2020 9:59	0:01	SSA3	0.00622	1.32300	Oversupply
1/8/2020 9:59	0:01	SSA2	0.00126	0.41500	Oversupply
1/8/2020 10:00	0:01	SSA2	0.00675	0.43000	Oversupply
1/8/2020 10:01	0:01	SSA3	0.00847	2.12400	Oversupply
1/8/2020 10:01	0:01	SSA2	0.00675	0.78600	Oversupply
1/8/2020 10:01	0:01	SSA3	0.00865	1.42500	Oversupply
1/8/2020 10:02	0:01	SSA2	0.00675	0.97900	Oversupply
1/8/2020 10:09	0:01	SSA2	0.00675	1.68100	Oversupply
1/8/2020 10:09	0:01	SSA3	0.00865	2.21200	Oversupply
1/8/2020 10:09	0:01	SSA2	0.00675	1.17200	Oversupply
1/8/2020 10:10	0:01	SSA3	0.00865	2.21300	Oversupply
1/8/2020 10:10	0:01	SSA2	0.00675	0.38100	Oversupply
1/8/2020 10:11	0:01	SSA3	0.00847	0.00800	Oversupply
1/8/2020 10:11	0:01	SSA2	0.00649	0.01900	Oversupply
1/8/2020 10:11	0:01	SSA3	0.00865	0.03700	Oversupply
1/8/2020 10:12	0:01	BS250	Data not available	Data not available	Oversupply
1/8/2020 10:12	0:01	ESB	Data not available	Data not available	Oversupply
1/8/2020 10:12	0:01	KWPPI	0.000763639	19.21063995	Oversupply
1/8/2020 10:12	0:01	SSA3	0.00865	0.03400	Oversupply
1/8/2020 10:12	0:01	SSA2	0.00675	0.00300	Oversupply
1/8/2020 10:13	0:01	SSA3	0.00847	0.26000	Oversupply
1/8/2020 10:13	0:01	SSA2	0.00675	0.03300	Oversupply
1/8/2020 10:14	1:35	KWPPI	8.817239912	19.21063995	Oversupply
1/8/2020 10:14	1:34	SSA3	3.93107	0.02700	Oversupply
1/8/2020 10:14	1:33	SSA2	1.87399	0.00500	Oversupply



**Maui Curtailment Report**

**January 2020**

Start Date and Time	Duration (minutes)	IPP Curtailed	Estimated Curtailed MWH	Peak MW Curtailed	Reasons for Curtailment
1/8/2020 10:15	1:33	BS250	Data not available	Data not available	Oversupply
1/8/2020 10:15	1:33	ESB	Data not available	Data not available	Oversupply
1/8/2020 11:47	0:01	SSA3	0.03575	0.00800	Oversupply
1/8/2020 11:47	0:01	SSA2	0.01089	0.01400	Oversupply
1/8/2020 11:48	0:01	SSA3	0.03499	0.01300	Oversupply
1/8/2020 11:48	0:01	SSA2	0.01089	0.15500	Oversupply
1/8/2020 11:49	0:01	SSA3	0.03575	0.81600	Oversupply
1/8/2020 11:49	0:01	SSA2	0.01089	0.42700	Oversupply
1/8/2020 11:49	0:01	SSA3	0.03499	1.64100	Oversupply
1/8/2020 11:50	3:17	SSA2	7.03935	0.12600	Oversupply
1/8/2020 11:50	3:17	SSA3	8.65295	0.18700	Oversupply
1/8/2020 11:51	3:17	BS250	Data not available	Data not available	Oversupply
1/8/2020 11:51	3:17	ESB	Data not available	Data not available	Oversupply
1/8/2020 11:51	3:17	KWP11	35.54520206	19.21063995	Oversupply
1/8/2020 15:07	0:01	SSA2	0.02813	0.00100	Oversupply
1/8/2020 15:07	0:01	SSA3	0.02090	0.00600	Oversupply
1/8/2020 15:08	0:01	SSA2	0.02813	0.02800	Oversupply
1/8/2020 15:08	0:01	SSA3	0.02090	0.26800	Oversupply
1/8/2020 15:09	0:01	SSA3	0.02090	0.55000	Oversupply
1/8/2020 15:09	0:01	SSA2	0.02813	0.65300	Oversupply
1/8/2020 15:10	0:01	SSA3	0.02044	1.19100	Oversupply
1/8/2020 15:10	0:01	SSA2	0.02813	1.00600	Oversupply
1/8/2020 15:10	0:01	SSA3	0.02044	0.85600	Oversupply
1/8/2020 15:11	0:01	SSA2	0.02813	1.46300	Oversupply
1/8/2020 15:11	0:01	SSA3	0.02044	2.03500	Oversupply
1/8/2020 15:12	0:01	SSA2	0.02813	1.11800	Oversupply
1/8/2020 15:12	0:02	SSA3	0.04180	1.12500	Oversupply
1/8/2020 15:12	0:01	SSA2	0.02813	1.75000	Oversupply
1/8/2020 15:13	0:01	SSA2	0.02813	1.81100	Oversupply
1/8/2020 15:13	0:01	SSA3	0.02044	1.40400	Oversupply
1/8/2020 23:47	0:08	KWP11	0.206551456	19.21063995	Oversupply
1/9/2020 0:13	3:59	KWP11	29.08259474	19.21063995	Oversupply
1/9/2020 4:18	0:29	KWP11	1.674430863	19.21063995	Oversupply
1/9/2020 10:29	0:01	SSA3	0.00128	2.04200	Oversupply
1/9/2020 10:29	0:01	SSA2	0.00634	2.46600	Oversupply
1/9/2020 10:31	0:01	SSA3	0.01104	1.51000	Oversupply
1/9/2020 10:31	0:01	SSA2	0.01768	0.81900	Oversupply
1/9/2020 10:32	0:01	SSA2	0.01768	2.55700	Oversupply
1/9/2020 10:33	0:01	SSA3	0.01104	1.49700	Oversupply
1/9/2020 10:33	0:01	SSA2	0.01768	1.87200	Oversupply
1/9/2020 10:33	0:01	SSA3	0.01129	2.20800	Oversupply
1/9/2020 10:34	0:01	SSA2	0.01768	0.21500	Oversupply
1/9/2020 10:34	0:01	SSA3	0.01104	2.01000	Oversupply
1/9/2020 10:35	0:01	SSA2	0.01768	1.69900	Oversupply
1/9/2020 10:35	0:01	SSA3	0.01129	1.70400	Oversupply
1/9/2020 10:35	0:01	SSA2	0.01768	1.70000	Oversupply
1/9/2020 10:36	0:01	SSA3	0.01129	1.02400	Oversupply
1/9/2020 10:36	0:01	SSA2	0.01768	0.16100	Oversupply
1/9/2020 10:36	0:01	SSA3	0.01104	0.18000	Oversupply
1/9/2020 10:37	0:01	SSA3	0.01129	0.26900	Oversupply
1/9/2020 10:37	0:01	SSA2	0.01768	0.08100	Oversupply
1/9/2020 10:38	0:01	SSA3	0.01153	1.04800	Oversupply
1/9/2020 10:38	0:01	SSA2	0.01768	1.07600	Oversupply
1/9/2020 10:39	0:01	SSA3	0.01153	0.44000	Oversupply
1/9/2020 10:39	0:01	SSA2	0.01768	1.98800	Oversupply
1/9/2020 10:39	0:01	SSA3	0.01129	1.77400	Oversupply
1/9/2020 10:40	0:01	SSA2	0.01768	1.44300	Oversupply
1/9/2020 10:40	0:01	SSA3	0.01153	1.17700	Oversupply
1/9/2020 10:41	0:01	SSA2	0.01768	2.01300	Oversupply
1/9/2020 10:41	0:01	SSA3	0.01153	1.52200	Oversupply
1/9/2020 10:42	0:01	SSA2	0.01734	1.31200	Oversupply
1/9/2020 10:42	0:01	SSA3	0.01129	1.29700	Oversupply
1/9/2020 10:42	0:01	SSA2	0.01768	2.18900	Oversupply
1/9/2020 10:43	0:01	SSA3	0.01153	2.34600	Oversupply
1/9/2020 10:43	0:01	SSA3	0.01153	2.50400	Oversupply
1/9/2020 10:44	0:01	SSA2	0.02233	2.26900	Oversupply
1/9/2020 10:44	0:01	SSA3	0.01734	2.57000	Oversupply
1/9/2020 10:46	0:01	SSA3	0.02382	0.26200	Oversupply
1/9/2020 10:46	0:01	SSA2	0.03019	2.79200	Oversupply
1/9/2020 10:46	0:01	SSA3	0.02331	1.44500	Oversupply
1/9/2020 10:47	0:01	SSA2	0.03019	1.73900	Oversupply
1/9/2020 10:47	0:01	SSA3	0.02331	0.96800	Oversupply
1/9/2020 10:48	0:01	SSA2	0.03019	1.18200	Oversupply





Maui Curtailment Report

January 2020

Start Date and Time	Duration (minutes)	IPP Curtailed	Estimated Curtailed MWH	Peak MW Curtailed	Reasons for Curtailment
1/9/2020 10:48	0:01	SSA3	0.02382	0.08800	Oversupply
1/9/2020 10:48	0:01	SSA2	0.03019	0.03100	Oversupply
1/9/2020 10:49	0:01	BS250	Data not available	Data not available	Oversupply
1/9/2020 10:49	0:01	ESB	Data not available	Data not available	Oversupply
1/9/2020 10:49	0:01	SSA3	0.02331	0.03900	Oversupply
1/9/2020 10:49	0:01	SSA2	0.03019	0.09900	Oversupply
1/9/2020 10:50	0:01	SSA3	0.02382	0.53500	Oversupply
1/9/2020 10:50	0:01	SSA2	0.03019	0.69200	Oversupply
1/9/2020 10:50	0:01	SSA3	0.02382	1.11500	Oversupply
1/9/2020 10:51	0:01	SSA2	0.03019	0.60700	Oversupply
1/9/2020 10:51	0:01	SSA3	0.02331	0.46400	Oversupply
1/9/2020 10:52	0:01	SSA2	0.03019	0.06700	Oversupply
1/9/2020 10:52	0:01	SSA3	0.02382	0.09400	Oversupply
1/9/2020 10:53	0:01	SSA3	0.02382	0.09400	Oversupply
1/9/2020 10:53	0:01	SSA2	0.03019	0.05700	Oversupply
1/9/2020 10:53	0:01	SSA3	0.02331	0.09200	Oversupply
1/9/2020 10:54	0:01	ESB	Data not available	Data not available	Oversupply
1/9/2020 10:54	0:01	SSA2	0.03019	0.14400	Oversupply
1/9/2020 10:54	0:01	SSA3	0.02382	0.01400	Oversupply
1/9/2020 10:54	0:01	SSA2	0.03019	0.07000	Oversupply
1/9/2020 10:55	0:01	SSA3	0.02382	0.11400	Oversupply
1/9/2020 10:55	0:01	SSA2	0.03019	0.32300	Oversupply
1/9/2020 10:56	0:01	SSA3	0.02331	0.34900	Oversupply
1/9/2020 10:56	0:01	SSA2	0.03019	0.39600	Oversupply
1/9/2020 10:57	0:01	SSA3	0.02382	0.28000	Oversupply
1/9/2020 10:57	0:01	SSA2	0.03019	0.42300	Oversupply
1/9/2020 10:57	0:01	SSA3	0.02331	0.30800	Oversupply
1/9/2020 10:58	0:01	SSA2	0.03019	0.64200	Oversupply
1/9/2020 10:59	0:01	SSA2	0.02999	1.38800	Oversupply
1/9/2020 10:59	0:01	SSA3	0.02172	0.63100	Oversupply
1/9/2020 11:00	0:01	SSA3	0.00043	0.72700	Oversupply
1/9/2020 12:52	0:01	SSA3	0.00044	2.90000	Oversupply
1/9/2020 12:53	1:33	KWPPII	12.83715341	19.21063995	Oversupply
1/9/2020 13:07	1:18	SSA3	2.98012	2.70500	Oversupply
1/9/2020 13:08	1:18	BS250	Data not available	Data not available	Oversupply
1/9/2020 13:08	1:18	ESB	Data not available	Data not available	Oversupply
1/9/2020 13:08	1:18	SSA2	1.52638	0.95800	Oversupply
1/9/2020 14:26	0:01	SSA2	0.02772	0.02400	Oversupply
1/9/2020 14:26	0:01	SSA3	0.03217	0.05100	Oversupply
1/9/2020 14:26	0:01	SSA2	0.02772	0.05300	Oversupply
1/9/2020 14:26	0:01	SSA3	0.03287	0.07800	Oversupply
1/9/2020 14:27	0:13	BS250	Data not available	Data not available	Oversupply
1/9/2020 14:27	0:13	ESB	Data not available	Data not available	Oversupply
1/9/2020 14:27	0:12	SSA3	0.47594	0.00600	Oversupply
1/9/2020 14:27	0:12	SSA2	0.36510	-0.00100	Oversupply
1/9/2020 14:28	0:12	KWPPII	0.261415195	19.21063995	Oversupply
1/9/2020 14:39	0:01	SSA2	0.02580	-0.00200	Oversupply
1/9/2020 14:40	0:01	SSA3	0.02886	0.07000	Oversupply
1/9/2020 14:40	0:01	SSA2	0.02580	-0.00200	Oversupply
1/9/2020 14:40	0:01	SSA3	0.02948	0.26000	Oversupply
1/9/2020 14:41	0:01	SSA3	0.02948	0.51200	Oversupply
1/9/2020 14:42	0:01	SSA3	0.02886	0.79000	Oversupply
1/9/2020 14:42	0:01	SSA2	0.02580	0.20600	Oversupply
1/9/2020 14:43	0:01	SSA3	0.02948	1.84200	Oversupply
1/9/2020 14:43	0:01	SSA2	0.02530	0.58200	Oversupply
1/9/2020 14:43	0:01	SSA3	0.02886	2.13300	Oversupply
1/9/2020 14:44	0:01	SSA3	0.01374	2.02000	Oversupply
1/9/2020 14:45	0:01	SSA2	0.00197	1.61400	Oversupply
1/9/2020 14:45	0:01	SSA3	0.00353	2.52000	Oversupply
1/9/2020 14:45	0:01	SSA2	0.00197	2.96300	Oversupply
1/9/2020 14:46	0:01	SSA2	0.00197	1.69000	Oversupply
1/9/2020 14:47	0:01	SSA3	0.00361	2.46800	Oversupply
1/9/2020 14:47	0:01	SSA3	0.00353	1.05100	Oversupply
1/9/2020 14:48	0:01	SSA2	0.00197	2.58400	Oversupply
1/9/2020 14:48	0:01	SSA3	0.00369	2.03400	Oversupply
1/9/2020 14:49	0:01	SSA3	0.00353	1.62500	Oversupply
1/9/2020 14:49	0:01	SSA2	0.00197	1.70500	Oversupply
1/9/2020 14:50	0:01	SSA3	0.00361	1.91900	Oversupply
1/9/2020 15:11	0:01	SSA2	0.00243	2.62500	Oversupply
1/10/2020 0:29	0:12	KWPPII	0.119789886	17.71370697	Oversupply
1/10/2020 0:44	0:55	KWPPII	2.953347667	17.71370697	Oversupply
1/10/2020 2:55	0:28	KWPPII	0.632880592	17.71370697	Oversupply
1/10/2020 3:54	0:07	KWPPII	0.107039229	17.71370697	Oversupply



**Maui Curtailment Report**

January 2020

Start Date and Time	Duration (minutes)	IPP Curtailed	Estimated Curtailed MWH	Peak MW Curtailed	Reasons for Curtailment
1/10/2020 4:03	0:02	KWPPI	0.002584966	17.71370697	Oversupply
1/10/2020 11:18	0:01	SSA3	0.00427	2.85000	Oversupply
1/10/2020 11:19	0:01	SSA3	0.00436	2.84200	Oversupply
1/10/2020 11:20	0:01	SSA3	0.00418	1.13300	Oversupply
1/10/2020 11:21	0:01	SSA3	0.00427	1.26400	Oversupply
1/10/2020 11:22	0:01	SSA3	0.00417	1.96000	Oversupply
1/10/2020 11:22	0:01	SSA3	0.00436	2.27800	Oversupply
1/10/2020 11:23	0:01	SSA3	0.00427	2.23800	Oversupply
1/10/2020 12:05	0:01	SSA3	0.00535	2.87400	Oversupply
1/10/2020 12:06	0:01	SSA3	0.00512	2.02200	Oversupply
1/10/2020 12:12	0:01	SSA3	0.00524	2.02400	Oversupply
1/10/2020 12:13	0:01	SSA3	0.00535	1.67500	Oversupply
1/10/2020 12:14	0:01	SSA3	0.01008	0.05300	Oversupply
1/10/2020 12:15	0:01	SSA3	0.01596	0.71200	Oversupply
1/10/2020 12:16	0:01	SSA3	0.01528	1.85800	Oversupply
1/10/2020 12:17	0:01	SSA3	0.01562	2.06100	Oversupply
1/10/2020 12:19	0:01	SSA3	0.01562	2.51200	Oversupply
1/10/2020 12:20	0:01	SSA3	0.01596	3.08600	Oversupply
1/10/2020 12:21	0:01	SSA3	0.01562	1.05600	Oversupply
1/10/2020 12:22	0:01	SSA3	0.01562	0.11500	Oversupply
1/10/2020 12:23	0:01	SSA3	0.01596	0.67500	Oversupply
1/10/2020 12:23	0:01	SSA3	0.01596	0.98300	Oversupply
1/10/2020 12:24	0:01	SSA3	0.01562	0.59400	Oversupply
1/10/2020 12:25	0:01	SSA3	0.01596	0.34100	Oversupply
1/10/2020 12:26	0:01	SSA3	0.01562	1.55600	Oversupply
1/11/2020 1:45	0:02	AWE	0.00364879	21	Oversupply
1/11/2020 1:52	0:03	AWE	0.002057234	21	Oversupply
1/11/2020 1:57	0:03	AWE	0.001057434	21	Oversupply
1/11/2020 2:04	0:01	AWE	0.000741291	21	Oversupply
1/11/2020 2:07	0:01	AWE	0.000408014	21	Oversupply
1/11/2020 2:09	0:01	AWE	0.000741291	21	Oversupply
1/11/2020 2:11	0:01	AWE	0.000408014	21	Oversupply
1/11/2020 2:13	0:02	AWE	0.000316175	21	Oversupply
1/12/2020 3:02	0:02	AWE	0.001815828	21	Oversupply
1/12/2020 3:40	0:02	AWE	0.00148255	21	Oversupply
1/12/2020 3:43	0:01	AWE	0.000574652	21	Oversupply
1/12/2020 3:47	0:02	AWE	0.002149105	21	Oversupply
1/12/2020 3:50	0:03	AWE	0.001890596	21	Oversupply
1/12/2020 7:27	2:47	SSA2	0.37342	0.00500	Oversupply
1/13/2020 7:12	0:36	SSA2	0.02359	0.00300	Oversupply
1/13/2020 9:51	0:01	SSA3	0.00249	2.39300	Oversupply
1/13/2020 9:53	0:01	SSA3	0.00249	0.02500	Oversupply
1/14/2020 7:14	2:13	SSA2	0.63660	0.00600	Oversupply
1/14/2020 9:52	1:51	KWPPI	14.15307897	17.7077179	Oversupply
1/14/2020 9:56	0:01	SSA3	0.00157	0.98600	Oversupply
1/14/2020 9:57	0:01	SSA3	0.00161	0.25300	Oversupply
1/14/2020 9:57	0:01	SSA3	0.00157	0.01900	Oversupply
1/14/2020 9:58	0:01	BS250	Data not available	Data not available	Oversupply
1/14/2020 9:58	0:01	ESB	Data not available	Data not available	Oversupply
1/14/2020 9:58	0:01	SSA3	0.00161	0.21200	Oversupply
1/14/2020 9:59	0:01	SSA3	0.00180	0.23600	Oversupply
1/14/2020 10:00	0:01	SSA3	0.00130	0.43900	Oversupply
1/14/2020 10:00	0:01	SSA3	0.00128	0.22900	Oversupply
1/14/2020 10:01	0:01	SSA3	0.00130	0.24800	Oversupply
1/14/2020 10:04	0:01	SSA3	0.00130	0.87200	Oversupply
1/14/2020 10:16	1:26	SSA3	1.77736	0.89700	Oversupply
1/14/2020 10:17	1:28	BS250	Data not available	Data not available	Oversupply
1/14/2020 10:17	1:28	ESB	Data not available	Data not available	Oversupply
1/14/2020 11:20	0:01	AWE	0.005419	20.8999962	Oversupply
1/14/2020 11:40	0:02	SSA2	0.00398	1.58600	Oversupply
1/14/2020 11:42	0:01	SSA3	0.01653	-0.00100	Oversupply
1/14/2020 11:42	0:02	SSA2	0.00398	0.66100	Oversupply
1/14/2020 11:43	0:02	SSA3	0.03236	0.18000	Oversupply
1/14/2020 11:44	0:01	KWPPI	0.004228369	17.5700016	Oversupply
1/14/2020 11:44	0:23	SSA2	0.55957	0.24400	Oversupply
1/14/2020 11:44	0:01	SSA3	0.01590	-0.00100	Oversupply
1/14/2020 11:45	0:01	SSA3	0.01540	0.28200	Oversupply
1/14/2020 11:46	0:01	SSA3	0.01507	0.38900	Oversupply
1/14/2020 11:46	0:09	SSA3	0.16745	0.01800	Oversupply
1/14/2020 11:47	0:09	BS250	Data not available	Data not available	Oversupply
1/14/2020 11:47	0:09	ESB	Data not available	Data not available	Oversupply
1/14/2020 11:47	0:09	KWPPI	0.206696685	17.6737807	Oversupply
1/14/2020 11:55	0:01	SSA3	0.01507	0.06800	Oversupply



**Maui Curtailment Report**

January 2020

Start Date and Time	Duration (minutes)	IPP Curtailed	Estimated Curtailed MWH	Peak MW Curtailed	Reasons for Curtailment
1/14/2020 11:56	0:01	SSA3	0.01540	1.18100	Oversupply
1/14/2020 11:56	0:01	SSA3	0.01540	0.12800	Oversupply
1/14/2020 11:57	0:07	SSA3	0.09254	0.11500	Oversupply
1/14/2020 11:58	0:07	BS250	Data not available	Data not available	Oversupply
1/14/2020 11:58	0:07	ESB	Data not available	Data not available	Oversupply
1/14/2020 11:58	0:07	KWPPII	0.081076336	17.61790276	Oversupply
1/14/2020 12:04	0:01	SSA3	0.00800	-0.00500	Oversupply
1/14/2020 12:05	0:01	SSA3	0.00783	0.23400	Oversupply
1/14/2020 12:06	0:01	SSA3	0.00800	0.50700	Oversupply
1/14/2020 12:07	0:12	SSA2	0.20952	0.00300	Oversupply
1/14/2020 13:00	0:01	SSA2	0.02362	2.07300	Oversupply
1/14/2020 13:01	0:01	SSA3	0.02092	1.77600	Oversupply
1/14/2020 13:01	0:01	SSA2	0.02362	2.12300	Oversupply
1/14/2020 13:02	0:01	SSA3	0.02048	0.08100	Oversupply
1/14/2020 13:02	0:01	SSA2	0.02362	0.02500	Oversupply
1/14/2020 13:02	1:15	SSA3	1.79406	0.26500	Oversupply
1/14/2020 13:03	1:15	BS250	Data not available	Data not available	Oversupply
1/14/2020 13:03	1:15	ESB	Data not available	Data not available	Oversupply
1/14/2020 13:03	1:15	KWPPII	7.098933434	17.71370697	Oversupply
1/14/2020 13:03	1:14	SSA2	1.82976	0.03100	Oversupply
1/14/2020 14:17	0:01	SSA2	0.00644	0.00200	Oversupply
1/14/2020 14:17	0:01	SSA3	0.01032	0.04200	Oversupply
1/14/2020 14:18	0:03	SSA2	0.01933	0.02800	Oversupply
1/14/2020 14:18	0:02	SSA3	0.02021	0.00900	Oversupply
1/14/2020 14:19	0:02	BS250	Data not available	Data not available	Oversupply
1/14/2020 14:19	0:02	ESB	Data not available	Data not available	Oversupply
1/14/2020 14:19	0:02	KWPPII	0.009636148	17.61590767	Oversupply
1/14/2020 14:20	0:01	SSA3	0.01032	-0.00100	Oversupply
1/14/2020 14:21	0:01	SSA2	0.00644	0.07000	Oversupply
1/14/2020 14:21	0:01	SSA3	0.01032	0.10400	Oversupply
1/14/2020 14:47	0:01	SSA2	0.01674	1.66600	Oversupply
1/14/2020 14:47	0:01	SSA3	0.01585	1.29100	Oversupply
1/14/2020 14:47	0:01	SSA3	0.01585	1.38800	Oversupply
1/14/2020 14:47	0:01	SSA2	0.01674	1.52500	Oversupply
1/14/2020 14:48	0:01	SSA3	0.01551	0.80200	Oversupply
1/14/2020 14:48	0:01	SSA2	0.01674	0.23200	Oversupply
1/14/2020 14:49	0:42	SSA3	1.07777	0.02200	Oversupply
1/14/2020 14:49	0:41	SSA2	1.01586	0.05200	Oversupply
1/14/2020 14:50	0:42	KWPPII	3.350125949	17.50413513	Oversupply
1/14/2020 14:50	0:41	BS250	Data not available	Data not available	Oversupply
1/14/2020 14:50	0:41	ESB	Data not available	Data not available	Oversupply
1/14/2020 15:31	0:01	SSA2	0.01454	0.01300	Oversupply
1/14/2020 15:31	0:01	SSA3	0.00836	0.21600	Oversupply
1/14/2020 15:31	0:01	SSA2	0.01454	1.08200	Oversupply
1/14/2020 15:32	0:01	SSA3	0.00836	0.39700	Oversupply
1/14/2020 15:32	0:01	SSA2	0.01454	0.70200	Oversupply
1/14/2020 15:32	0:01	SSA3	0.00818	0.94800	Oversupply
1/14/2020 15:33	0:01	SSA3	0.00836	0.98400	Oversupply
1/14/2020 15:33	0:01	SSA2	0.01454	0.87900	Oversupply
1/14/2020 15:34	0:01	SSA3	0.00836	0.27000	Oversupply
1/14/2020 15:34	0:01	SSA2	0.01454	0.13700	Oversupply
1/14/2020 15:35	0:03	BS250	Data not available	Data not available	Oversupply
1/14/2020 15:35	0:03	ESB	Data not available	Data not available	Oversupply
1/14/2020 15:35	0:03	SSA3	0.03308	0.01300	Oversupply
1/14/2020 15:35	0:03	SSA2	0.04335	0.01700	Oversupply
1/14/2020 15:36	0:02	KWPPII	0.010911528	17.4921608	Oversupply
1/14/2020 15:38	0:01	SSA2	0.01454	0.20400	Oversupply
1/14/2020 15:38	0:01	SSA3	0.00836	0.09600	Oversupply
1/14/2020 15:38	0:01	SSA2	0.01454	1.37300	Oversupply
1/14/2020 15:39	0:01	SSA3	0.00818	0.14200	Oversupply
1/15/2020 4:03	0:01	KWPPII	0.000266121	0.015967285	Oversupply
1/15/2020 10:40	0:10	KWPPII	0.549003188	17.15185738	Oversupply
1/15/2020 11:31	0:18	KWPPII	1.075443427	17.4901638	Oversupply
1/15/2020 11:46	0:01	SSA3	0.01526	1.89500	Oversupply
1/15/2020 11:47	0:01	SSA3	0.01526	1.95900	Oversupply
1/15/2020 11:48	0:01	SSA3	0.01494	1.83500	Oversupply
1/15/2020 11:48	0:01	SSA2	0.00619	2.02600	Oversupply
1/15/2020 11:52	0:01	SSA2	0.00619	1.80400	Oversupply
1/15/2020 11:52	0:01	SSA3	0.01526	2.31600	Oversupply
1/15/2020 11:52	0:01	SSA3	0.01494	0.01900	Oversupply
1/15/2020 11:52	0:01	SSA2	0.00619	1.71700	Oversupply
1/15/2020 11:53	0:01	SSA3	0.01526	0.76100	Oversupply
1/15/2020 11:53	0:01	SSA2	0.00619	1.27700	Oversupply



Maui Curtailment Report

January 2020

Start Date and Time	Duration (minutes)	IPP Curtailed	Estimated Curtailed MWH	Peak MW Curtailed	Reasons for Curtailment
1/15/2020 11:54	0:01	SSA3	0.01526	2.05800	Oversupply
1/15/2020 11:54	0:01	SSA2	0.00619	0.02900	Oversupply
1/15/2020 11:55	0:01	SSA3	0.01494	0.70800	Oversupply
1/15/2020 11:55	0:01	SSA2	0.00619	0.25500	Oversupply
1/15/2020 11:55	0:01	SSA3	0.01526	0.91600	Oversupply
1/15/2020 11:56	0:01	SSA2	0.00619	1.03000	Oversupply
1/15/2020 11:56	0:01	SSA3	0.01494	1.95200	Oversupply
1/15/2020 11:57	0:01	SSA2	0.00607	0.80500	Oversupply
1/15/2020 11:57	0:01	SSA3	0.01494	0.32700	Oversupply
1/15/2020 11:58	0:01	SSA2	0.00619	1.11100	Oversupply
1/15/2020 11:58	0:01	SSA3	0.01526	1.09100	Oversupply
1/15/2020 11:58	0:01	SSA2	0.00619	0.81500	Oversupply
1/15/2020 11:59	0:01	SSA3	0.01526	0.95200	Oversupply
1/15/2020 11:59	0:01	SSA2	0.00658	0.92100	Oversupply
1/15/2020 11:59	0:02	SSA3	0.01674	1.03600	Oversupply
1/15/2020 12:00	0:01	SSA2	0.00233	1.26000	Oversupply
1/15/2020 12:38	0:01	SSA3	0.00189	3.19300	Oversupply
1/15/2020 12:38	0:01	SSA2	-0.00007	2.38600	Oversupply
1/15/2020 12:39	0:01	SSA3	0.00189	2.61500	Oversupply
1/15/2020 12:43	0:01	SSA2	-0.00007	2.84300	Oversupply
1/15/2020 12:44	0:01	SSA2	0.00565	1.35200	Oversupply
1/16/2020 10:59	0:22	AWE	1.65136319	14.69999981	Oversupply
1/16/2020 12:54	0:03	SSA2	0.04978	2.76900	Oversupply
1/16/2020 12:55	0:03	BS250	Data not available	Data not available	Oversupply
1/16/2020 12:55	0:03	ESB	Data not available	Data not available	Oversupply
1/16/2020 12:55	0:02	SSA3	0.02518	1.79200	Oversupply
1/17/2020 11:52	0:01	SSA2	0.00422	2.99600	Oversupply
1/17/2020 12:11	0:01	AWE	0.001666667	0.100000001	Oversupply
1/17/2020 12:29	0:01	AWE	0.001666667	0.100000001	Oversupply
1/17/2020 13:53	0:01	SSA2	0.01130	2.90000	Oversupply
1/17/2020 13:54	0:01	SSA3	0.00996	2.85200	Oversupply
1/17/2020 13:54	0:01	SSA2	0.01130	1.61700	Oversupply
1/17/2020 13:55	0:01	SSA3	0.00975	1.89100	Oversupply
1/17/2020 13:55	0:01	SSA2	0.01130	2.25600	Oversupply
1/17/2020 13:56	0:01	SSA3	0.00996	0.09200	Oversupply
1/17/2020 13:56	0:01	SSA2	0.01130	0.58100	Oversupply
1/17/2020 13:56	0:01	SSA3	0.00996	0.71700	Oversupply
1/17/2020 13:57	0:01	SSA2	0.01130	0.25700	Oversupply
1/17/2020 13:57	0:01	SSA3	0.00954	0.08100	Oversupply
1/17/2020 13:58	0:01	SSA2	0.01108	0.13700	Oversupply
1/17/2020 13:58	0:01	SSA3	0.00954	0.02200	Oversupply
1/17/2020 13:59	0:01	BS250	Data not available	Data not available	Oversupply
1/17/2020 13:59	0:01	ESB	Data not available	Data not available	Oversupply
1/17/2020 13:59	0:02	KWPPI	0.018706354	19.52998543	Oversupply
1/17/2020 13:59	0:01	SSA3	0.00975	0.04700	Oversupply
1/17/2020 13:59	0:01	SSA2	0.01292	0.03700	Oversupply
1/17/2020 13:59	0:01	SSA3	0.00872	0.00900	Oversupply
1/17/2020 14:00	0:01	SSA2	0.02524	0.01100	Oversupply
1/17/2020 14:00	0:01	SSA3	0.00817	0.09500	Oversupply
1/17/2020 14:00	0:01	SSA2	0.02524	0.08700	Oversupply
1/17/2020 14:01	0:01	SSA3	0.00800	0.53800	Oversupply
1/17/2020 14:01	0:01	SSA2	0.02524	0.13500	Oversupply
1/17/2020 14:02	0:01	SSA3	0.00817	1.30500	Oversupply
1/17/2020 14:02	0:01	SSA2	0.02475	0.12800	Oversupply
1/17/2020 14:03	0:01	SSA3	0.00800	1.66000	Oversupply
1/17/2020 14:03	0:01	SSA3	0.00800	1.99800	Oversupply
1/18/2020 9:52	0:01	SSA3	0.00502	2.17700	Oversupply
1/18/2020 9:53	0:01	SSA3	0.00513	2.18600	Oversupply
1/18/2020 9:53	0:01	SSA2	0.00354	1.81400	Oversupply
1/18/2020 9:54	0:01	SSA3	0.00491	0.26700	Oversupply
1/18/2020 9:55	0:01	SSA3	0.00524	1.57900	Oversupply
1/18/2020 9:55	0:01	SSA2	0.00361	1.46000	Oversupply
1/18/2020 9:56	0:01	SSA3	0.00491	1.27000	Oversupply
1/18/2020 9:56	0:01	SSA2	0.00361	1.61800	Oversupply
1/18/2020 9:57	0:01	SSA3	0.00513	1.99600	Oversupply
1/18/2020 9:57	0:01	SSA2	0.00361	0.82400	Oversupply
1/18/2020 9:57	0:01	SSA3	0.00502	0.10400	Oversupply
1/18/2020 9:58	0:01	SSA2	0.00361	1.63600	Oversupply
1/18/2020 9:58	0:01	SSA3	0.00513	0.63400	Oversupply
1/18/2020 9:59	0:01	SSA2	0.00759	1.15300	Oversupply
1/18/2020 9:59	0:01	SSA3	0.00861	1.27300	Oversupply
1/18/2020 10:00	0:01	SSA3	0.01763	0.69400	Oversupply
1/18/2020 10:00	0:01	SSA2	0.01902	0.66200	Oversupply



**Maui Curtailment Report**

January 2020

Start Date and Time	Duration (minutes)	IPP Curtailed	Estimated Curtailed MWH	Peak MW Curtailed	Reasons for Curtailment
1/18/2020 10:01	0:01	SSA3	0.01801	1.89100	Oversupply
1/18/2020 10:01	0:01	SSA2	0.01902	0.94900	Oversupply
1/18/2020 10:01	0:01	SSA3	0.01801	1.04200	Oversupply
1/18/2020 10:02	0:01	SSA2	0.01902	1.71400	Oversupply
1/18/2020 10:02	0:01	SSA3	0.01839	1.37500	Oversupply
1/18/2020 10:02	0:01	SSA2	0.01902	0.16200	Oversupply
1/18/2020 10:03	0:01	SSA3	0.01763	0.76800	Oversupply
1/18/2020 10:03	0:01	SSA2	0.01902	1.20200	Oversupply
1/18/2020 10:04	0:01	SSA3	0.01763	1.09800	Oversupply
1/18/2020 10:04	0:01	SSA2	0.01866	1.66400	Oversupply
1/18/2020 10:04	0:01	SSA3	0.01763	1.64300	Oversupply
1/18/2020 10:05	0:01	SSA3	0.01763	2.20600	Oversupply
1/18/2020 10:06	0:01	SSA2	0.01902	1.91900	Oversupply
1/18/2020 10:06	0:01	SSA3	0.01763	1.92800	Oversupply
1/18/2020 10:07	0:01	SSA2	0.01902	0.12600	Oversupply
1/18/2020 10:07	0:01	SSA3	0.01763	1.43200	Oversupply
1/18/2020 10:07	0:01	SSA3	0.01724	2.02200	Oversupply
1/18/2020 10:08	0:01	SSA2	0.01829	0.96700	Oversupply
1/18/2020 10:08	0:01	SSA3	0.01801	0.68200	Oversupply
1/18/2020 10:08	0:01	SSA2	0.01902	0.69600	Oversupply
1/18/2020 10:09	2:56	BS250	Data not available	Data not available	Oversupply
1/18/2020 10:09	2:56	ESB	Data not available	Data not available	Oversupply
1/18/2020 10:09	2:55	SSA3	7.92053	0.02300	Oversupply
1/18/2020 10:09	2:55	SSA2	7.48197	0.02800	Oversupply
1/18/2020 10:10	1:16	KWPPII	18.67916812	20.67064857	Oversupply
1/18/2020 10:58	0:01	AWE	0.022638862	1.600000024	Oversupply
1/18/2020 11:01	0:02	AWE	0.017836643	1.199999928	Oversupply
1/18/2020 11:04	0:06	AWE	0.031487221	1.799999952	Oversupply
1/18/2020 11:11	0:05	AWE	0.070250969	1.199999928	Oversupply
1/18/2020 11:27	1:38	KWPPII	20.08730043	19.20365334	Oversupply
1/18/2020 12:42	0:01	AWE	0.003377773	0.599999964	Oversupply
1/18/2020 12:44	0:01	AWE	0.002764866	0.299999982	Oversupply
1/18/2020 12:48	0:01	AWE	0.005969047	0.400000006	Oversupply
1/18/2020 12:52	0:05	AWE	0.037111528	0.599999964	Oversupply
1/18/2020 13:04	0:01	SSA3	0.03662	-0.00300	Oversupply
1/18/2020 13:05	0:01	SSA2	0.04117	0.13500	Oversupply
1/18/2020 13:05	1:37	SSA3	4.49810	-0.00300	Oversupply
1/18/2020 13:06	1:36	BS250	Data not available	Data not available	Oversupply
1/18/2020 13:06	1:36	ESB	Data not available	Data not available	Oversupply
1/18/2020 13:06	1:37	KWPPII	13.38423374	20.70757294	Oversupply
1/18/2020 13:06	1:36	SSA2	4.49279	0.06900	Oversupply
1/18/2020 14:04	0:01	AWE	0.001666667	0.100000001	Oversupply
1/18/2020 14:23	0:02	AWE	0.003333333	0.100000001	Oversupply
1/18/2020 14:30	0:01	AWE	0.001666667	0.100000001	Oversupply
1/18/2020 14:42	0:01	SSA2	0.03802	0.10500	Oversupply
1/18/2020 14:42	0:01	SSA3	0.03417	-0.00400	Oversupply
1/18/2020 14:42	0:01	SSA2	0.03802	0.16700	Oversupply
1/18/2020 14:43	0:01	BS250	Data not available	Data not available	Oversupply
1/18/2020 14:43	0:01	ESB	Data not available	Data not available	Oversupply
1/18/2020 14:43	0:01	SSA3	0.03417	-0.00400	Oversupply
1/18/2020 14:43	0:01	SSA2	0.03802	0.03900	Oversupply
1/18/2020 14:44	0:01	KWPPII	0.00093174	20.68362045	Oversupply
1/18/2020 14:44	0:01	SSA3	0.03344	0.01000	Oversupply
1/18/2020 14:44	0:01	SSA2	0.02007	0.12400	Oversupply
1/18/2020 14:44	0:01	SSA3	0.01249	0.19100	Oversupply
1/18/2020 14:45	0:01	SSA2	0.00702	0.64200	Oversupply
1/18/2020 14:45	0:01	SSA3	0.00763	0.38000	Oversupply
1/18/2020 14:46	0:01	SSA2	0.00702	0.11200	Oversupply
1/18/2020 14:46	0:01	SSA3	0.00763	0.54400	Oversupply
1/18/2020 14:47	0:01	SSA3	0.00779	1.08500	Oversupply
1/18/2020 14:47	0:01	SSA2	0.00702	1.42600	Oversupply
1/18/2020 14:48	0:01	SSA3	0.00763	1.51500	Oversupply
1/18/2020 14:48	0:01	SSA2	0.00702	2.04000	Oversupply
1/18/2020 14:48	0:01	SSA3	0.00746	2.03100	Oversupply
1/18/2020 14:48	0:01	SSA2	0.00702	1.87200	Oversupply
1/18/2020 14:49	0:01	SSA3	0.00763	2.33300	Oversupply
1/18/2020 14:50	0:01	SSA2	0.00702	2.41700	Oversupply
1/18/2020 23:47	6:26	KWPPII	64.90074569	20.70757294	Oversupply
1/19/2020 7:52	0:03	SSA2	0.00315	0.09500	Oversupply
1/19/2020 7:53	0:02	BS250	Data not available	Data not available	Oversupply
1/19/2020 7:53	0:02	ESB	Data not available	Data not available	Oversupply
1/19/2020 7:53	0:02	SSA3	0.00448	0.14400	Oversupply
1/19/2020 7:54	0:01	SSA3	0.00224	0.07100	Oversupply



**Maui Curtailment Report**

January 2020

Start Date and Time	Duration (minutes)	IPP Curtailed	Estimated Curtailed MWH	Peak MW Curtailed	Reasons for Curtailment
1/19/2020 7:55	0:01	KWPPI	0.003952122	20.70757294	Oversupply
1/19/2020 8:54	0:01	SSA3	0.00216	1.38500	Oversupply
1/19/2020 8:55	0:01	SSA2	0.00289	0.97000	Oversupply
1/19/2020 8:55	0:01	SSA2	0.00289	0.79600	Oversupply
1/19/2020 8:56	0:01	SSA3	0.00220	1.01300	Oversupply
1/19/2020 8:56	0:01	SSA2	0.00289	0.77400	Oversupply
1/19/2020 8:57	0:01	SSA3	0.00216	0.41300	Oversupply
1/19/2020 8:57	0:01	SSA2	0.00289	0.45600	Oversupply
1/19/2020 8:58	0:01	SSA3	0.00225	0.44000	Oversupply
1/19/2020 8:58	0:01	SSA2	0.00289	0.25200	Oversupply
1/19/2020 8:59	0:02	SSA3	0.04540	1.46200	Oversupply
1/19/2020 9:00	0:01	SSA2	0.01473	1.05300	Oversupply
1/19/2020 9:02	0:01	SSA2	0.01473	1.04400	Oversupply
1/19/2020 9:02	0:01	SSA3	0.01672	0.62500	Oversupply
1/19/2020 9:02	0:01	SSA3	0.01709	0.02500	Oversupply
1/19/2020 9:02	0:01	SSA2	0.01473	0.15100	Oversupply
1/19/2020 9:03	4:40	BS250	Data not available	Data not available	Oversupply
1/19/2020 9:03	4:40	ESB	Data not available	Data not available	Oversupply
1/19/2020 9:03	4:39	SSA3	10.83518	0.12600	Oversupply
1/19/2020 9:03	4:39	SSA2	7.79472	0.02400	Oversupply
1/19/2020 9:05	4:38	KWPPI	76.61155377	20.70757294	Oversupply
1/19/2020 10:06	0:01	AWE	0.007863458	14.39999962	Oversupply
1/19/2020 10:08	0:03	AWE	0.023203039	13.89999962	Oversupply
1/19/2020 10:12	0:03	AWE	0.123319149	16.39999962	Oversupply
1/19/2020 10:18	0:01	AWE	0.004557769	16.5	Oversupply
1/19/2020 10:22	0:02	AWE	0.004708099	15.09999943	Oversupply
1/19/2020 10:25	0:44	AWE	4.158573723	19.79999924	Oversupply
1/19/2020 11:11	0:04	AWE	0.176288271	14.5	Oversupply
1/19/2020 11:16	0:06	AWE	0.369515658	19.39999962	Oversupply
1/19/2020 11:51	0:24	AWE	1.479813116	21	Oversupply
1/19/2020 12:21	0:01	AWE	0.006915474	14.80000019	Oversupply
1/19/2020 12:23	0:02	AWE	0.046717962	18.19999886	Oversupply
1/19/2020 12:30	0:01	AWE	0.006685479	17.79999924	Oversupply
1/19/2020 12:34	0:01	AWE	0.008477942	17.79999924	Oversupply
1/19/2020 12:36	0:04	AWE	0.054307175	18.89999962	Oversupply
1/19/2020 12:41	0:27	AWE	2.533596389	20.89999962	Oversupply
1/19/2020 13:10	0:27	AWE	2.498155227	21	Oversupply
1/19/2020 13:38	0:01	AWE	0.004708195	20	Oversupply
1/19/2020 13:42	0:01	SSA3	0.01509	-0.00400	Oversupply
1/19/2020 13:42	0:01	SSA2	0.02285	0.25900	Oversupply
1/19/2020 13:43	0:01	SSA3	0.01476	0.35500	Oversupply
1/19/2020 13:43	0:01	SSA2	0.02285	0.56700	Oversupply
1/19/2020 13:43	0:15	SSA3	0.35633	0.57600	Oversupply
1/19/2020 13:44	0:15	SSA2	0.68021	0.07600	Oversupply
1/19/2020 13:45	0:14	BS250	Data not available	Data not available	Oversupply
1/19/2020 13:45	0:14	ESB	Data not available	Data not available	Oversupply
1/19/2020 13:45	0:15	KWPPI	4.22345529	19.16573143	Oversupply
1/19/2020 13:48	0:08	AWE	0.532562701	18.10000038	Oversupply
1/19/2020 14:00	1:17	SSA3	2.19812	0.85100	Oversupply
1/19/2020 14:01	1:17	BS250	Data not available	Data not available	Oversupply
1/19/2020 14:01	1:17	ESB	Data not available	Data not available	Oversupply
1/19/2020 14:01	1:17	SSA2	3.27099	1.94500	Oversupply
1/19/2020 14:02	1:16	KWPPI	21.3684163	19.20664787	Oversupply
1/19/2020 14:16	0:08	AWE	0.347779545	20.69999886	Oversupply
1/19/2020 14:25	0:44	AWE	4.968215578	21	Oversupply
1/19/2020 15:17	0:01	SSA2	0.03653	0.10200	Oversupply
1/19/2020 15:17	0:01	SSA3	0.01342	0.42800	Oversupply
1/19/2020 15:19	1:02	SSA3	1.28748	0.85800	Oversupply
1/19/2020 15:19	1:02	SSA2	2.28348	1.46300	Oversupply
1/19/2020 15:20	1:02	BS250	Data not available	Data not available	Oversupply
1/19/2020 15:20	1:02	ESB	Data not available	Data not available	Oversupply
1/19/2020 15:20	1:01	KWPPI	7.653686229	19.21063995	Oversupply
1/19/2020 16:21	0:01	SSA3	0.01318	0.03200	Oversupply
1/19/2020 16:21	0:01	SSA3	0.01347	0.01600	Oversupply
1/19/2020 16:21	0:01	SSA2	0.01668	0.09300	Oversupply
1/19/2020 16:22	0:02	SSA3	0.02664	0.47900	Oversupply
1/19/2020 16:22	0:01	SSA2	0.01636	0.01900	Oversupply
1/19/2020 16:23	0:01	BS250	Data not available	Data not available	Oversupply
1/19/2020 16:23	0:01	ESB	Data not available	Data not available	Oversupply
1/19/2020 16:23	0:01	SSA2	0.01668	0.24500	Oversupply
1/19/2020 16:24	0:01	SSA3	0.01347	0.24400	Oversupply
1/19/2020 16:24	0:01	SSA2	0.01764	0.38100	Oversupply
1/19/2020 16:24	0:01	SSA3	0.01318	0.68600	Oversupply



**Maui Curtailment Report**

January 2020

Start Date and Time	Duration (minutes)	IPP Curtailed	Estimated Curtailed MWH	Peak MW Curtailed	Reasons for Curtailment
1/19/2020 16:25	0:01	SSA2	0.01604	1.14000	Oversupply
1/19/2020 20:25	7:32	KWPPII	77.42153023	19.21063995	Oversupply
1/20/2020 1:49	0:01	AWE	0.006216367	13.69999981	Oversupply
1/20/2020 1:53	0:02	AWE	0.004823828	14	Oversupply
1/20/2020 1:56	0:01	AWE	0.004077911	14.19999981	Oversupply
1/20/2020 2:01	0:01	AWE	0.004953893	14.09999943	Oversupply
1/20/2020 2:03	0:02	AWE	0.00964764	13.69999981	Oversupply
1/20/2020 2:06	0:14	AWE	0.18052613	15.19999981	Oversupply
1/20/2020 2:21	0:09	AWE	0.058016698	13.80000019	Oversupply
1/20/2020 2:31	1:20	AWE	3.693221983	17.29999924	Oversupply
1/20/2020 3:53	0:01	AWE	0.002966086	15.09999943	Oversupply
1/20/2020 4:25	0:01	KWPPII	0.006845067	1.989922881	Oversupply
1/20/2020 5:10	0:01	KWPPII	0.006819361	0.409161657	Oversupply
1/20/2020 5:29	0:31	KWPPII	2.609667265	7.995617867	Oversupply
1/20/2020 5:31	0:22	AWE	0.752564001	17.29999924	Oversupply
1/20/2020 5:54	0:01	AWE	0.009549936	14.59999943	Oversupply
1/20/2020 5:56	0:01	AWE	0.000995731	16.60000038	Oversupply
1/20/2020 7:04	0:07	BS250	Data not available	Data not available	Oversupply
1/20/2020 7:04	0:07	ESB	Data not available	Data not available	Oversupply
1/20/2020 7:04	0:06	KWPPII	0.047505124	12.41855526	Oversupply
1/20/2020 7:17	0:01	BS250	Data not available	Data not available	Oversupply
1/20/2020 7:17	0:01	ESB	Data not available	Data not available	Oversupply
1/20/2020 7:20	0:01	BS250	Data not available	Data not available	Oversupply
1/20/2020 7:20	0:01	ESB	Data not available	Data not available	Oversupply
1/20/2020 7:23	0:02	BS250	Data not available	Data not available	Oversupply
1/20/2020 7:23	0:02	ESB	Data not available	Data not available	Oversupply
1/20/2020 7:24	0:02	KWPPII	0.015952603	14.62104321	Oversupply
1/20/2020 7:29	0:01	KWPPII	0.001494074	14.64000416	Oversupply
1/20/2020 7:30	0:01	BS250	Data not available	Data not available	Oversupply
1/20/2020 7:30	0:01	ESB	Data not available	Data not available	Oversupply
1/20/2020 7:42	0:01	BS250	Data not available	Data not available	Oversupply
1/20/2020 7:42	0:01	ESB	Data not available	Data not available	Oversupply
1/20/2020 10:36	0:01	SSA3	0.01990	1.65200	Oversupply
1/20/2020 10:36	0:01	SSA2	0.00777	0.35500	Oversupply
1/20/2020 10:37	0:01	SSA3	0.01990	1.34400	Oversupply
1/20/2020 10:37	0:01	SSA2	0.00777	0.33300	Oversupply
1/20/2020 10:38	0:01	SSA3	0.02035	0.90700	Oversupply
1/20/2020 10:38	0:15	SSA2	0.27371	0.13300	Oversupply
1/20/2020 10:38	0:15	SSA3	0.52314	0.20900	Oversupply
1/20/2020 10:39	0:51	BS250	Data not available	Data not available	Oversupply
1/20/2020 10:39	0:51	ESB	Data not available	Data not available	Oversupply
1/20/2020 10:40	0:51	KWPPII	4.350977166	13.83365631	Oversupply
1/20/2020 10:53	0:37	SSA2	1.26460	0.09400	Oversupply
1/20/2020 10:53	0:37	SSA3	1.68422	0.10700	Oversupply
1/20/2020 11:16	0:07	AWE	0.379113436	19.39999962	Oversupply
1/20/2020 11:30	0:01	SSA2	0.03596	0.03100	Oversupply
1/20/2020 11:30	0:01	SSA3	0.03575	0.12000	Oversupply
1/20/2020 11:31	0:01	SSA3	0.03575	0.33400	Oversupply
1/20/2020 11:31	0:01	SSA2	0.03596	0.14100	Oversupply
1/20/2020 11:31	0:11	SSA3	0.50519	0.54700	Oversupply
1/20/2020 11:32	0:11	BS250	Data not available	Data not available	Oversupply
1/20/2020 11:32	0:11	ESB	Data not available	Data not available	Oversupply
1/20/2020 11:32	0:11	SSA2	0.46749	0.13200	Oversupply
1/20/2020 11:33	0:10	KWPPII	0.804121017	10.53541374	Oversupply
1/20/2020 11:42	0:01	SSA3	0.03653	0.02200	Oversupply
1/20/2020 11:43	0:01	SSA2	0.03596	-0.00200	Oversupply
1/20/2020 11:43	0:01	SSA3	0.03653	0.11200	Oversupply
1/20/2020 11:44	0:01	SSA2	0.03476	0.06800	Oversupply
1/20/2020 11:44	0:01	SSA3	0.03370	0.13800	Oversupply
1/20/2020 11:45	0:01	SSA3	0.02045	0.17200	Oversupply
1/20/2020 11:45	0:01	SSA2	0.01984	0.18100	Oversupply
1/20/2020 11:45	0:01	SSA3	0.01957	0.29900	Oversupply
1/20/2020 11:45	0:01	SSA2	0.01984	0.41900	Oversupply
1/20/2020 11:46	0:01	SSA3	0.02045	0.75600	Oversupply
1/20/2020 11:46	0:01	SSA2	0.01984	0.62800	Oversupply
1/20/2020 11:51	0:01	SSA3	0.02045	2.78100	Oversupply
1/20/2020 11:52	0:01	SSA2	0.01984	0.89400	Oversupply
1/20/2020 11:52	0:01	SSA3	0.02044	2.79100	Oversupply
1/20/2020 11:52	0:01	SSA3	0.02001	0.09700	Oversupply
1/20/2020 11:52	0:01	SSA2	0.01984	0.53700	Oversupply
1/20/2020 11:53	0:01	SSA3	0.02045	0.45500	Oversupply
1/20/2020 11:53	0:01	SSA2	0.01984	0.61700	Oversupply
1/20/2020 11:55	0:01	SSA3	0.02001	2.79000	Oversupply



**Maui Curtailment Report**

January 2020

Start Date and Time	Duration (minutes)	IPP Curtailed	Estimated Curtailed MWH	Peak MW Curtailed	Reasons for Curtailment
1/20/2020 11:55	0:01	SSA2	0.01984	1.98700	Oversupply
1/20/2020 11:55	0:01	SSA3	0.02001	1.50200	Oversupply
1/20/2020 11:56	0:31	SSA2	1.36346	0.60000	Oversupply
1/20/2020 11:56	0:31	SSA3	1.37470	0.04700	Oversupply
1/20/2020 11:57	0:31	BS250	Data not available	Data not available	Oversupply
1/20/2020 11:57	0:31	ESB	Data not available	Data not available	Oversupply
1/20/2020 11:57	0:31	KWP11	3.547745069	10.82781506	Oversupply
1/20/2020 12:01	0:23	AWE	1.203888146	19.39999962	Oversupply
1/20/2020 12:27	0:01	SSA2	0.03956	0.00900	Oversupply
1/20/2020 12:27	0:01	SSA3	0.03499	0.06400	Oversupply
1/20/2020 12:28	0:01	SSA3	0.03499	0.45800	Oversupply
1/20/2020 12:28	0:01	SSA2	0.03956	0.11900	Oversupply
1/20/2020 12:29	0:01	SSA3	0.03423	0.95400	Oversupply
1/20/2020 12:29	0:01	SSA2	0.03700	0.13600	Oversupply
1/20/2020 12:29	0:01	SSA3	0.01496	2.47800	Oversupply
1/20/2020 12:30	0:01	SSA2	0.01590	0.11700	Oversupply
1/20/2020 12:30	0:01	SSA3	0.00847	0.54900	Oversupply
1/20/2020 12:31	0:01	SSA2	0.01590	0.14000	Oversupply
1/20/2020 12:31	0:01	SSA3	0.00866	0.20000	Oversupply
1/20/2020 12:31	0:01	SSA2	0.01590	0.13700	Oversupply
1/20/2020 12:32	0:01	SSA3	0.00866	1.26900	Oversupply
1/20/2020 12:32	0:01	SSA2	0.01590	0.47200	Oversupply
1/20/2020 12:32	0:01	SSA3	0.00847	1.41000	Oversupply
1/20/2020 12:33	0:01	SSA2	0.01590	1.01100	Oversupply
1/20/2020 12:33	0:01	SSA3	0.00866	1.50000	Oversupply
1/20/2020 12:34	0:01	SSA3	0.00866	1.56900	Oversupply
1/20/2020 12:34	0:01	SSA2	0.01529	1.46500	Oversupply
1/20/2020 12:35	0:01	SSA3	0.00847	1.88200	Oversupply
1/20/2020 12:35	0:01	SSA2	0.01590	2.44500	Oversupply
1/20/2020 13:12	0:01	SSA3	0.00018	2.86400	Oversupply
1/20/2020 13:13	0:01	SSA3	0.00018	2.87000	Oversupply
1/20/2020 13:16	0:01	SSA3	0.00067	2.86200	Oversupply
1/20/2020 13:48	0:01	SSA2	0.01106	2.10200	Oversupply
1/20/2020 13:49	0:01	SSA2	0.01106	2.12500	Oversupply
1/20/2020 13:49	0:01	SSA3	0.00146	2.46100	Oversupply
1/20/2020 13:50	0:01	SSA3	0.00149	1.93700	Oversupply
1/20/2020 13:50	0:01	SSA2	0.01106	2.10600	Oversupply
1/20/2020 13:51	0:01	SSA3	0.00149	2.37700	Oversupply
1/20/2020 13:51	0:01	SSA2	0.01106	2.13100	Oversupply
1/20/2020 14:45	0:01	SSA3	0.00564	2.59000	Oversupply
1/20/2020 14:46	0:01	SSA3	0.00564	2.43600	Oversupply
1/20/2020 14:46	0:01	SSA3	0.00564	2.18600	Oversupply
1/20/2020 14:50	0:01	SSA3	0.00564	0.55600	Oversupply
1/20/2020 14:51	0:01	SSA3	0.00551	0.25300	Oversupply
1/20/2020 14:52	0:01	SSA3	0.00564	0.31100	Oversupply
1/20/2020 14:53	0:01	SSA3	0.00551	0.74300	Oversupply
1/20/2020 14:53	0:01	SSA3	0.00576	0.77800	Oversupply
1/20/2020 14:54	0:01	SSA3	0.00576	1.56300	Oversupply
1/20/2020 14:55	0:01	SSA3	0.00564	1.67400	Oversupply
1/20/2020 14:56	0:01	SSA3	0.00576	1.69200	Oversupply
1/20/2020 15:03	0:01	SSA2	0.01334	0.00000	Oversupply
1/20/2020 15:04	0:01	SSA2	0.01360	0.02900	Oversupply
1/20/2020 15:14	0:01	SSA3	0.00046	2.39000	Oversupply
1/20/2020 15:14	0:01	SSA2	0.01257	1.17800	Oversupply
1/20/2020 15:14	0:01	SSA3	0.00454	2.13000	Oversupply
1/20/2020 15:15	0:01	SSA2	0.00141	0.08800	Oversupply
1/20/2020 15:15	0:01	SSA3	0.00318	0.03900	Oversupply
1/20/2020 15:16	0:01	SSA2	0.00141	0.89000	Oversupply
1/21/2020 9:22	0:01	SSA3	0.00910	1.74200	Oversupply
1/21/2020 9:22	0:01	SSA2	0.00959	1.39300	Oversupply
1/21/2020 9:22	0:01	SSA3	0.00929	1.55400	Oversupply
1/21/2020 9:23	0:01	SSA2	0.00959	0.06600	Oversupply
1/21/2020 9:23	0:01	SSA3	0.00929	0.03200	Oversupply
1/21/2020 9:24	0:04	BS250	Data not available	Data not available	Oversupply
1/21/2020 9:24	0:04	ESB	Data not available	Data not available	Oversupply
1/21/2020 9:24	0:02	SSA2	0.01917	0.04000	Oversupply
1/21/2020 9:24	0:02	SSA3	0.01839	0.27300	Oversupply
1/21/2020 9:25	0:01	AWE	0.001060422	18.5	Oversupply
1/21/2020 9:25	0:03	SSA2	0.02876	-0.00200	Oversupply
1/21/2020 9:25	0:02	SSA3	0.02828	0.08600	Oversupply
1/21/2020 9:27	0:02	AWE	0.006715012	18.29999924	Oversupply
1/21/2020 9:28	0:01	SSA3	0.00910	0.00200	Oversupply
1/21/2020 9:28	0:02	SSA2	0.01925	-0.00200	Oversupply





**Maui Curtailment Report**

**January 2020**

Start Date and Time	Duration (minutes)	IPP Curtailed	Estimated Curtailed MWH	Peak MW Curtailed	Reasons for Curtailment
1/21/2020 9:29	0:02	BS250	Data not available	Data not available	Oversupply
1/21/2020 9:29	0:02	ESB	Data not available	Data not available	Oversupply
1/21/2020 9:29	0:02	SSA3	0.01979	0.15900	Oversupply
1/21/2020 9:30	0:01	SSA2	0.01265	0.01900	Oversupply
1/21/2020 9:30	0:01	SSA3	0.01348	0.11300	Oversupply
1/21/2020 9:31	0:01	SSA2	0.01265	0.18000	Oversupply
1/21/2020 9:31	0:01	SSA3	0.01378	0.38700	Oversupply
1/21/2020 9:31	0:01	SSA2	0.01265	0.27900	Oversupply
1/21/2020 9:32	0:01	SSA3	0.01378	0.26700	Oversupply
1/21/2020 9:32	0:01	SSA2	0.01265	0.52400	Oversupply
1/21/2020 9:32	0:01	SSA3	0.01378	1.01200	Oversupply
1/21/2020 9:33	0:01	SSA3	0.01348	0.08500	Oversupply
1/21/2020 9:33	0:01	SSA2	0.01265	0.36100	Oversupply
1/21/2020 9:34	0:01	SSA3	0.01378	0.73900	Oversupply
1/21/2020 9:34	0:01	SSA2	0.01265	0.57300	Oversupply
1/21/2020 9:35	0:01	SSA3	0.01348	1.49000	Oversupply
1/21/2020 9:35	0:01	SSA2	0.01265	1.09000	Oversupply
1/21/2020 9:35	0:01	SSA3	0.01378	1.06500	Oversupply
1/21/2020 9:36	0:01	SSA2	0.01265	1.21800	Oversupply
1/21/2020 9:36	0:01	SSA3	0.01348	1.65400	Oversupply
1/21/2020 9:37	0:01	SSA2	0.01265	0.54000	Oversupply
1/21/2020 9:38	0:01	SSA2	0.01265	1.60900	Oversupply
1/21/2020 9:38	0:01	SSA3	0.01408	1.72700	Oversupply
1/21/2020 9:39	0:01	SSA2	0.01265	0.30500	Oversupply
1/21/2020 9:39	0:01	SSA3	0.01408	0.15600	Oversupply
1/21/2020 9:40	0:01	SSA3	0.01378	0.94900	Oversupply
1/21/2020 9:40	0:01	SSA2	0.01265	0.09600	Oversupply
1/21/2020 9:41	0:01	SSA3	0.01408	0.03800	Oversupply
1/21/2020 9:41	0:01	SSA2	0.01265	0.31300	Oversupply
1/21/2020 9:42	0:01	SSA3	0.01408	0.70800	Oversupply
1/21/2020 9:42	0:01	SSA2	0.01265	0.36300	Oversupply
1/21/2020 9:42	0:01	SSA3	0.01378	0.09900	Oversupply
1/21/2020 9:43	0:01	SSA2	0.01265	0.38800	Oversupply
1/21/2020 9:43	0:01	SSA3	0.01408	0.59500	Oversupply
1/21/2020 9:44	0:01	SSA2	0.01265	0.97300	Oversupply
1/21/2020 9:44	0:01	SSA3	0.01324	1.16900	Oversupply
1/21/2020 9:44	0:01	SSA2	0.01014	0.88000	Oversupply
1/21/2020 9:45	0:01	SSA3	0.01277	0.63200	Oversupply
1/21/2020 9:45	0:01	SSA2	0.01201	0.52300	Oversupply
1/21/2020 9:45	0:01	SSA3	0.01305	0.65700	Oversupply
1/21/2020 9:46	0:01	SSA2	0.01178	0.75700	Oversupply
1/21/2020 9:46	0:01	SSA3	0.01360	0.59600	Oversupply
1/21/2020 9:47	0:01	SSA2	0.01201	0.62300	Oversupply
1/21/2020 9:47	0:01	SSA3	0.01277	0.43500	Oversupply
1/21/2020 9:48	0:01	SSA3	0.01249	0.48100	Oversupply
1/21/2020 9:48	0:01	SSA2	0.01201	1.08000	Oversupply
1/21/2020 9:49	0:01	SSA3	0.01277	0.06800	Oversupply
1/21/2020 9:49	0:01	SSA2	0.01201	0.22100	Oversupply
1/21/2020 9:49	0:01	SSA3	0.01305	0.81000	Oversupply
1/21/2020 9:50	0:01	SSA2	0.01201	1.53600	Oversupply
1/21/2020 9:50	0:01	SSA3	0.01277	1.88400	Oversupply
1/21/2020 9:50	0:01	SSA2	0.01201	0.11000	Oversupply
1/21/2020 9:51	0:01	SSA3	0.01305	0.69200	Oversupply
1/21/2020 9:51	0:01	SSA2	0.01201	0.85000	Oversupply
1/21/2020 9:52	0:01	SSA3	0.01277	1.12000	Oversupply
1/21/2020 9:52	0:01	SSA2	0.01201	1.18400	Oversupply
1/21/2020 9:52	0:01	SSA3	0.01333	1.42200	Oversupply
1/21/2020 9:53	0:01	SSA2	0.01201	1.34500	Oversupply
1/21/2020 9:53	0:01	SSA3	0.01305	1.66000	Oversupply
1/21/2020 9:54	0:01	SSA2	0.01201	1.07900	Oversupply
1/21/2020 9:54	0:01	SSA3	0.01277	0.92200	Oversupply
1/21/2020 9:55	0:01	SSA2	0.01201	0.74300	Oversupply
1/21/2020 9:55	0:01	SSA3	0.01305	0.95000	Oversupply
1/21/2020 9:56	0:01	SSA3	0.01305	1.22500	Oversupply
1/21/2020 9:56	0:01	SSA2	0.01201	1.15700	Oversupply
1/21/2020 9:56	0:01	SSA3	0.01277	0.81300	Oversupply
1/21/2020 9:57	0:01	SSA2	0.01178	0.67600	Oversupply
1/21/2020 9:57	0:01	SSA3	0.01305	1.45000	Oversupply
1/21/2020 9:57	0:01	SSA2	0.01201	0.95800	Oversupply
1/21/2020 9:58	0:01	SSA3	0.01277	1.35800	Oversupply
1/21/2020 9:58	0:01	SSA2	0.01201	1.84100	Oversupply
1/21/2020 9:59	0:01	SSA3	0.01333	1.83700	Oversupply
1/21/2020 9:59	0:01	SSA2	0.00795	1.41500	Oversupply



Maui Curtailment Report

January 2020

Start Date and Time	Duration (minutes)	IPP Curtailed	Estimated Curtailed MWH	Peak MW Curtailed	Reasons for Curtailment
1/21/2020 10:00	0:01	SSA2	0.00724	1.80100	Oversupply
1/21/2020 10:01	0:01	SSA2	0.00724	1.64000	Oversupply
1/21/2020 10:06	0:01	SSA2	0.00724	1.92200	Oversupply
1/21/2020 10:06	0:01	SSA3	0.00683	2.23700	Oversupply
1/21/2020 10:07	0:01	SSA2	0.00724	0.12100	Oversupply
1/21/2020 10:07	0:01	SSA3	0.00698	0.47800	Oversupply
1/21/2020 10:08	0:01	SSA2	0.00724	0.40200	Oversupply
1/21/2020 10:08	0:01	SSA3	0.00698	0.09200	Oversupply
1/21/2020 10:09	0:01	SSA3	0.00683	1.16300	Oversupply
1/21/2020 10:09	0:01	SSA2	0.00724	1.09400	Oversupply
1/21/2020 10:09	0:01	SSA3	0.00698	1.65800	Oversupply
1/21/2020 10:10	0:01	SSA2	0.00724	1.47400	Oversupply
1/21/2020 10:10	0:01	SSA3	0.00683	1.82100	Oversupply
1/21/2020 10:11	0:01	SSA3	0.00698	2.25400	Oversupply
1/21/2020 10:11	0:01	SSA2	0.00724	1.52500	Oversupply
1/21/2020 10:12	0:01	SSA3	0.00698	0.83700	Oversupply
1/21/2020 10:12	0:01	SSA2	0.00724	0.61300	Oversupply
1/21/2020 10:12	0:01	SSA3	0.00683	0.71100	Oversupply
1/21/2020 10:13	0:01	SSA2	0.00724	0.93300	Oversupply
1/21/2020 10:13	0:01	SSA3	0.00713	0.75500	Oversupply
1/21/2020 10:14	0:01	SSA2	0.00705	0.70200	Oversupply
1/21/2020 10:14	0:01	SSA3	0.00726	1.75200	Oversupply
1/21/2020 10:15	0:01	SSA2	0.00884	1.76100	Oversupply
1/21/2020 10:17	0:01	SSA2	0.00884	2.04900	Oversupply
1/21/2020 10:18	0:01	SSA2	0.00884	2.00000	Oversupply
1/21/2020 10:19	0:01	SSA3	0.01073	1.37000	Oversupply
1/21/2020 10:19	0:01	SSA2	0.00884	1.42000	Oversupply
1/21/2020 10:19	0:01	SSA3	0.01073	0.38600	Oversupply
1/21/2020 10:20	0:01	SSA2	0.00884	1.20700	Oversupply
1/21/2020 10:20	0:01	SSA3	0.01049	1.49100	Oversupply
1/21/2020 10:21	0:01	SSA2	0.00884	1.35900	Oversupply
1/21/2020 10:21	0:01	SSA3	0.01073	1.48200	Oversupply
1/21/2020 10:22	0:01	SSA3	0.01073	1.48700	Oversupply
1/21/2020 10:22	0:01	SSA2	0.00884	1.26200	Oversupply
1/21/2020 10:22	0:01	SSA3	0.01049	1.93200	Oversupply
1/21/2020 10:23	0:01	SSA2	0.00884	1.60100	Oversupply
1/21/2020 10:23	0:01	SSA3	0.01096	1.78300	Oversupply
1/21/2020 10:23	0:01	SSA2	0.00884	1.42400	Oversupply
1/21/2020 10:24	0:01	SSA3	0.01073	1.64400	Oversupply
1/21/2020 10:24	0:01	SSA2	0.00884	1.67200	Oversupply
1/21/2020 10:25	0:01	SSA3	0.01049	2.01300	Oversupply
1/21/2020 10:25	0:01	SSA2	0.00884	1.53500	Oversupply
1/21/2020 10:25	0:01	SSA3	0.01073	1.50100	Oversupply
1/21/2020 10:26	0:01	SSA2	0.00884	1.08200	Oversupply
1/21/2020 10:26	0:01	SSA3	0.01073	1.40400	Oversupply
1/21/2020 10:27	0:01	SSA2	0.00850	1.32700	Oversupply
1/21/2020 10:27	0:01	SSA3	0.01049	1.17100	Oversupply
1/21/2020 10:28	0:01	SSA3	0.01073	1.36000	Oversupply
1/21/2020 10:28	0:01	SSA2	0.00884	0.96900	Oversupply
1/21/2020 10:28	0:01	SSA3	0.01073	0.89500	Oversupply
1/21/2020 10:29	0:01	SSA2	0.00884	0.72300	Oversupply
1/21/2020 10:29	0:01	SSA3	0.01717	1.09700	Oversupply
1/21/2020 10:29	0:01	SSA2	0.01900	1.05700	Oversupply
1/21/2020 10:30	0:01	SSA3	0.01736	1.34200	Oversupply
1/21/2020 10:30	0:01	SSA2	0.02182	1.06400	Oversupply
1/21/2020 10:31	0:01	SSA3	0.01774	1.44000	Oversupply
1/21/2020 10:31	0:01	SSA2	0.02269	1.26900	Oversupply
1/21/2020 10:31	0:01	SSA3	0.01774	1.51900	Oversupply
1/21/2020 10:32	0:01	SSA2	0.02269	1.40600	Oversupply
1/21/2020 10:32	0:01	SSA3	0.01774	1.52000	Oversupply
1/21/2020 10:33	0:01	SSA2	0.02182	1.26000	Oversupply
1/21/2020 10:33	0:01	SSA3	0.01774	1.55600	Oversupply
1/21/2020 10:34	0:01	SSA2	0.02269	1.13300	Oversupply
1/21/2020 10:34	0:01	SSA3	0.01813	0.82900	Oversupply
1/21/2020 10:35	0:01	SSA2	0.02182	0.63900	Oversupply
1/21/2020 10:35	0:01	SSA3	0.01736	0.67700	Oversupply
1/21/2020 10:35	0:01	SSA3	0.01774	1.26900	Oversupply
1/21/2020 10:35	0:01	SSA2	0.02225	0.75100	Oversupply
1/21/2020 10:36	0:01	SSA3	0.01774	1.34400	Oversupply
1/21/2020 10:36	0:01	SSA2	0.02225	1.63500	Oversupply
1/21/2020 10:37	0:01	SSA3	0.01736	1.52300	Oversupply
1/21/2020 10:37	0:01	SSA2	0.02269	1.02800	Oversupply
1/21/2020 10:38	0:01	SSA3	0.01736	0.68100	Oversupply



**Maui Curtailment Report**

January 2020

Start Date and Time	Duration (minutes)	IPP Curtailed	Estimated Curtailed MWH	Peak MW Curtailed	Reasons for Curtailment
1/21/2020 10:38	1:00	SSA2	2.42009	0.37600	Oversupply
1/21/2020 10:38	1:01	SSA3	2.54627	0.05700	Oversupply
1/21/2020 10:39	1:01	BS250	Data not available	Data not available	Oversupply
1/21/2020 10:39	1:01	ESB	Data not available	Data not available	Oversupply
1/21/2020 10:39	1:01	AWE	4.645558056	16.79999924	Oversupply
1/21/2020 11:34	0:06	KWPPII	0.005239265	0.080834381	Oversupply
1/21/2020 11:38	0:01	SSA2	0.03810	-0.00100	Oversupply
1/21/2020 11:39	0:01	SSA3	0.03580	0.22800	Oversupply
1/21/2020 11:39	0:01	SSA2	0.03810	0.24400	Oversupply
1/21/2020 11:40	0:01	SSA3	0.03502	0.68100	Oversupply
1/21/2020 11:40	0:01	SSA2	0.03810	0.23200	Oversupply
1/21/2020 11:41	0:01	SSA3	0.03580	0.09300	Oversupply
1/21/2020 11:41	0:01	SSA2	0.03810	0.14100	Oversupply
1/21/2020 11:41	0:01	SSA3	0.03580	0.39200	Oversupply
1/21/2020 11:42	0:01	SSA2	0.03810	0.02700	Oversupply
1/21/2020 11:42	0:01	SSA3	0.03502	0.06100	Oversupply
1/21/2020 11:43	0:08	BS250	Data not available	Data not available	Oversupply
1/21/2020 11:43	0:08	ESB	Data not available	Data not available	Oversupply
1/21/2020 11:43	0:01	KWPPII	0.001213095	0.21555835	Oversupply
1/21/2020 11:43	0:01	AWE	0.002226734	17	Oversupply
1/21/2020 11:43	0:01	SSA2	0.03810	0.04300	Oversupply
1/21/2020 11:43	0:01	SSA3	0.03580	0.05400	Oversupply
1/21/2020 11:44	0:02	SSA3	0.08732	0.05800	Oversupply
1/21/2020 11:44	0:01	SSA2	0.03810	0.09400	Oversupply
1/21/2020 11:44	0:01	SSA2	0.02543	0.00700	Oversupply
1/21/2020 11:45	0:02	KWPPII	0.008499253	0.301382512	Oversupply
1/21/2020 11:45	0:02	AWE	0.009511598	17.79999924	Oversupply
1/21/2020 11:45	0:01	SSA2	0.02587	-0.00300	Oversupply
1/21/2020 11:46	0:01	SSA3	0.02442	0.00300	Oversupply
1/21/2020 11:46	0:01	SSA2	0.02587	-0.00300	Oversupply
1/21/2020 11:47	0:05	SSA3	0.14926	0.09200	Oversupply
1/21/2020 11:47	0:04	SSA2	0.12887	-0.00300	Oversupply
1/21/2020 11:49	0:03	KWPPII	0.041215553	0.948057532	Oversupply
1/21/2020 11:49	0:02	AWE	0.005019379	16.60000038	Oversupply
1/21/2020 11:51	0:01	SSA3	0.02497	0.33500	Oversupply
1/21/2020 11:51	0:01	SSA2	0.02587	0.37900	Oversupply
1/21/2020 11:52	0:02	SSA3	0.04939	1.27100	Oversupply
1/21/2020 11:52	0:01	SSA2	0.02488	0.86400	Oversupply
1/21/2020 11:53	0:01	SSA2	0.02587	1.64200	Oversupply
1/21/2020 11:53	0:01	SSA3	0.02497	0.72800	Oversupply
1/21/2020 11:54	0:01	SSA2	0.02488	2.34700	Oversupply
1/21/2020 11:54	0:01	SSA3	0.02497	0.18500	Oversupply
1/21/2020 11:55	0:01	SSA2	0.02587	0.82200	Oversupply
1/21/2020 11:55	0:01	SSA3	0.02497	1.28700	Oversupply
1/21/2020 11:56	0:01	SSA2	0.02587	1.99500	Oversupply
1/21/2020 11:56	0:01	SSA3	0.02551	2.30000	Oversupply
1/21/2020 11:57	0:01	SSA2	0.02587	2.27900	Oversupply
1/21/2020 11:57	0:01	SSA3	0.02497	2.25500	Oversupply
1/21/2020 11:57	0:01	SSA3	0.02443	2.20500	Oversupply
1/21/2020 11:57	0:01	SSA2	0.02587	2.32200	Oversupply
1/21/2020 11:58	0:01	SSA3	0.02497	2.02100	Oversupply
1/21/2020 11:58	0:01	SSA2	0.02587	2.39100	Oversupply
1/21/2020 11:59	0:01	SSA3	0.02446	2.51400	Oversupply
1/21/2020 11:59	0:01	SSA2	0.03006	2.17900	Oversupply
1/21/2020 12:00	0:01	SSA3	0.02522	1.79200	Oversupply
1/21/2020 12:00	0:02	SSA2	0.06867	1.10300	Oversupply
1/21/2020 12:00	0:01	SSA3	0.02522	1.23600	Oversupply
1/21/2020 12:01	0:01	SSA3	0.02467	1.96200	Oversupply
1/21/2020 12:02	0:01	SSA2	0.03434	0.80800	Oversupply
1/21/2020 12:02	0:01	SSA3	0.02522	0.78200	Oversupply
1/21/2020 12:03	0:01	BS250	Data not available	Data not available	Oversupply
1/21/2020 12:03	0:01	ESB	Data not available	Data not available	Oversupply
1/21/2020 12:03	0:01	SSA2	0.03434	0.05200	Oversupply
1/21/2020 12:03	0:01	SSA3	0.02522	0.03100	Oversupply
1/21/2020 12:03	0:01	SSA3	0.02522	0.01300	Oversupply
1/21/2020 12:03	0:01	SSA2	0.03434	-0.00300	Oversupply
1/21/2020 12:04	0:01	KWPPII	0.007312747	3.369096994	Oversupply
1/21/2020 12:04	0:01	SSA3	0.02522	0.48500	Oversupply
1/21/2020 12:04	0:01	SSA2	0.03434	-0.00200	Oversupply
1/21/2020 12:05	0:01	SSA3	0.02468	1.14800	Oversupply
1/21/2020 12:05	0:01	SSA2	0.03434	-0.00300	Oversupply
1/21/2020 12:06	0:01	SSA3	0.02522	1.06200	Oversupply
1/21/2020 12:06	0:01	SSA2	0.03434	-0.00300	Oversupply



**Maui Curtailment Report**

January 2020

Start Date and Time	Duration (minutes)	IPP Curtailed	Estimated Curtailed MWH	Peak MW Curtailed	Reasons for Curtailment
1/21/2020 12:06	0:01	SSA3	0.02522	1.00400	Oversupply
1/21/2020 12:07	0:01	SSA2	0.03434	-0.00300	Oversupply
1/21/2020 12:07	0:01	SSA3	0.02468	1.26200	Oversupply
1/21/2020 12:08	0:01	SSA2	0.03434	-0.00300	Oversupply
1/21/2020 12:08	0:01	SSA3	0.02522	1.76700	Oversupply
1/21/2020 12:09	0:01	SSA2	0.03434	0.17000	Oversupply
1/21/2020 12:09	0:01	SSA3	0.02522	1.12400	Oversupply
1/21/2020 12:10	0:01	SSA2	0.03434	0.54400	Oversupply
1/21/2020 12:10	0:01	SSA3	0.02467	0.77000	Oversupply
1/21/2020 12:10	0:01	SSA3	0.02522	0.71900	Oversupply
1/21/2020 12:10	0:01	SSA2	0.03434	0.95600	Oversupply
1/21/2020 12:11	0:01	SSA3	0.02467	0.58200	Oversupply
1/21/2020 12:11	0:01	SSA2	0.03434	0.35900	Oversupply
1/21/2020 12:12	0:01	SSA3	0.02522	0.87500	Oversupply
1/21/2020 12:12	0:01	SSA2	0.03434	0.90200	Oversupply
1/21/2020 12:13	0:01	SSA3	0.02522	1.08100	Oversupply
1/21/2020 12:13	1:53	SSA2	5.06269	0.72400	Oversupply
1/21/2020 12:13	1:52	SSA3	5.25836	0.43600	Oversupply
1/21/2020 12:14	1:52	BS250	Data not available	Data not available	Oversupply
1/21/2020 12:14	1:52	ESB	Data not available	Data not available	Oversupply
1/21/2020 12:15	1:51	KWPPII	9.179652504	13.3057375	Oversupply
1/21/2020 12:48	0:02	AWE	0.014641714	13.30000019	Oversupply
1/21/2020 12:51	0:01	AWE	0.009214894	14.09999943	Oversupply
1/21/2020 14:06	0:01	SSA2	0.02792	0.09600	Oversupply
1/21/2020 14:06	0:01	SSA3	0.02429	0.20000	Oversupply
1/21/2020 14:06	0:01	SSA3	0.02483	0.24000	Oversupply
1/21/2020 14:06	0:01	SSA2	0.02792	0.06500	Oversupply
1/21/2020 14:07	0:01	SSA3	0.02483	0.10600	Oversupply
1/21/2020 14:07	0:01	SSA2	0.02792	0.00500	Oversupply
1/21/2020 14:08	0:01	KWPPII	0.003703133	10.46755314	Oversupply
1/21/2020 14:08	0:01	SSA3	0.02429	0.19400	Oversupply
1/21/2020 14:08	0:01	SSA2	0.02792	0.19300	Oversupply
1/21/2020 14:09	0:01	SSA3	0.02483	1.09800	Oversupply
1/21/2020 14:09	0:01	SSA2	0.02792	0.57800	Oversupply
1/21/2020 14:09	0:01	SSA3	0.02483	0.98500	Oversupply
1/21/2020 14:10	0:01	SSA2	0.02792	1.07100	Oversupply
1/21/2020 14:10	0:01	SSA3	0.02429	1.73200	Oversupply
1/21/2020 14:11	0:01	SSA2	0.02792	2.30700	Oversupply
1/21/2020 14:12	0:01	SSA3	0.02429	2.17200	Oversupply
1/21/2020 14:13	0:01	SSA2	0.02792	2.61800	Oversupply
1/21/2020 14:14	0:01	SSA3	0.01835	2.69500	Oversupply
1/21/2020 14:14	0:01	SSA2	0.00986	2.45600	Oversupply
1/21/2020 14:17	0:01	SSA3	0.00085	2.67900	Oversupply
1/21/2020 14:18	0:01	SSA2	-0.00024	3.00900	Oversupply
1/22/2020 11:27	0:01	SSA3	0.00333	2.82000	Oversupply
1/22/2020 11:27	0:01	SSA2	0.00148	2.37000	Oversupply
1/22/2020 11:28	0:01	SSA3	0.00348	2.82900	Oversupply
1/22/2020 11:28	0:01	SSA2	0.00151	1.67500	Oversupply
1/22/2020 11:28	0:01	SSA3	0.00348	0.26600	Oversupply
1/22/2020 11:29	0:01	SSA2	0.00335	1.36600	Oversupply
1/22/2020 11:29	0:05	SSA3	0.24479	0.15900	Oversupply
1/22/2020 11:30	0:05	BS250	Data not available	Data not available	Oversupply
1/22/2020 11:30	0:05	ESB	Data not available	Data not available	Oversupply
1/22/2020 11:30	0:05	SSA2	0.11096	0.09200	Oversupply
1/22/2020 11:31	0:05	AWE	0.041668514	5.699999809	Oversupply
1/22/2020 11:35	0:01	SSA3	0.03705	0.00500	Oversupply
1/22/2020 11:35	0:01	SSA2	0.01861	-0.00200	Oversupply
1/22/2020 11:35	0:01	SSA3	0.03705	0.26000	Oversupply
1/22/2020 11:36	0:01	SSA2	0.01861	0.04700	Oversupply
1/22/2020 11:36	0:09	SSA3	0.44119	0.08100	Oversupply
1/22/2020 11:37	0:01	KWPPII	6.65304E-05	0.003991821	Oversupply
1/22/2020 11:37	0:03	SSA2	0.05584	0.00300	Oversupply
1/22/2020 11:37	0:03	AWE	0.01050849	6.599999905	Oversupply
1/22/2020 11:38	0:08	BS250	Data not available	Data not available	Oversupply
1/22/2020 11:38	0:08	ESB	Data not available	Data not available	Oversupply
1/22/2020 11:39	0:01	SSA2	0.01861	-0.00100	Oversupply
1/22/2020 11:40	0:06	SSA2	0.13041	-0.00100	Oversupply
1/22/2020 11:41	0:07	KWPPII	0.043851789	0.57981205	Oversupply
1/22/2020 11:41	0:01	AWE	0.002691015	7	Oversupply
1/22/2020 11:45	0:01	AWE	0.00119276	7.400000095	Oversupply
1/22/2020 11:46	0:01	SSA3	0.03550	0.01600	Oversupply
1/22/2020 11:46	0:01	SSA2	0.01887	-0.00200	Oversupply
1/22/2020 11:46	0:01	SSA3	0.03550	0.01000	Oversupply



Maui Curtailment Report

January 2020

Start Date and Time	Duration (minutes)	IPP Curtailed	Estimated Curtailed MWH	Peak MW Curtailed	Reasons for Curtailment
1/22/2020 11:47	0:01	SSA2	0.01925	-0.00200	Oversupply
1/22/2020 11:47	0:01	SSA3	0.03627	0.18500	Oversupply
1/22/2020 11:48	0:02	SSA2	0.03925	-0.00100	Oversupply
1/22/2020 11:48	0:02	SSA3	0.07177	0.29100	Oversupply
1/22/2020 11:49	0:01	BS250	Data not available	Data not available	Oversupply
1/22/2020 11:49	0:01	ESB	Data not available	Data not available	Oversupply
1/22/2020 11:49	0:02	KWPll	0.004613238	0.677611649	Oversupply
1/22/2020 11:49	0:01	SSA2	0.01963	0.01000	Oversupply
1/22/2020 11:49	0:01	SSA3	0.03627	0.03400	Oversupply
1/22/2020 11:50	0:01	SSA3	0.03550	0.31200	Oversupply
1/22/2020 11:50	0:01	SSA2	0.01963	0.10100	Oversupply
1/22/2020 11:51	0:01	SSA3	0.03627	0.61300	Oversupply
1/22/2020 11:51	0:01	SSA2	0.01963	0.31200	Oversupply
1/22/2020 11:52	0:05	SSA3	0.25388	0.17400	Oversupply
1/22/2020 11:52	0:05	SSA2	0.11701	0.11400	Oversupply
1/22/2020 11:53	0:05	BS250	Data not available	Data not available	Oversupply
1/22/2020 11:53	0:05	ESB	Data not available	Data not available	Oversupply
1/22/2020 11:53	0:05	KWPll	0.034497122	0.74547261	Oversupply
1/22/2020 11:54	0:01	AWE	0.003360383	7.799999714	Oversupply
1/22/2020 11:56	0:01	AWE	0.003857438	7	Oversupply
1/22/2020 11:57	0:01	SSA2	0.01963	0.01800	Oversupply
1/22/2020 11:57	0:01	SSA3	0.03472	-0.00200	Oversupply
1/22/2020 11:58	0:01	SSA3	0.03627	0.08400	Oversupply
1/22/2020 11:58	0:01	SSA2	0.01925	0.09500	Oversupply
1/22/2020 11:59	0:01	SSA3	0.03637	0.25100	Oversupply
1/22/2020 11:59	0:50	SSA2	1.79816	0.18400	Oversupply
1/22/2020 12:00	0:50	BS250	Data not available	Data not available	Oversupply
1/22/2020 12:00	0:50	ESB	Data not available	Data not available	Oversupply
1/22/2020 12:00	0:50	KWPll	2.053110486	4.390005112	Oversupply
1/22/2020 12:00	0:50	SSA3	2.36840	0.00000	Oversupply
1/22/2020 12:05	0:01	AWE	0.003858145	7.199999809	Oversupply
1/22/2020 12:11	0:04	AWE	0.035260916	6.199999809	Oversupply
1/22/2020 12:26	0:01	AWE	0.010685031	5.799999714	Oversupply
1/22/2020 12:43	0:01	AWE	0.002852313	5.5	Oversupply
1/22/2020 12:49	0:01	SSA2	0.03492	0.00300	Oversupply
1/22/2020 12:50	0:01	SSA3	0.03376	0.20300	Oversupply
1/22/2020 12:50	0:01	SSA2	0.03492	0.23800	Oversupply
1/22/2020 12:50	0:01	SSA3	0.03376	0.48300	Oversupply
1/22/2020 12:51	0:01	SSA2	0.03492	0.18200	Oversupply
1/22/2020 12:51	0:01	SSA3	0.03304	0.62800	Oversupply
1/22/2020 12:52	0:01	SSA2	0.03492	0.45500	Oversupply
1/22/2020 12:52	0:01	SSA3	0.03304	1.26000	Oversupply
1/22/2020 12:53	0:01	SSA2	0.03492	0.75500	Oversupply
1/22/2020 12:53	0:01	SSA3	0.03520	1.58700	Oversupply
1/22/2020 12:53	0:01	SSA2	0.03492	0.01500	Oversupply
1/22/2020 12:54	0:01	SSA3	0.03304	0.60600	Oversupply
1/22/2020 12:54	0:01	SSA3	0.03376	0.02200	Oversupply
1/22/2020 12:54	0:01	SSA2	0.03492	0.12200	Oversupply
1/22/2020 12:55	0:01	SSA3	0.03376	0.48400	Oversupply
1/22/2020 12:55	0:01	SSA2	0.03492	0.33500	Oversupply
1/22/2020 12:56	0:03	BS250	Data not available	Data not available	Oversupply
1/22/2020 12:56	0:03	ESB	Data not available	Data not available	Oversupply
1/22/2020 12:56	0:02	SSA3	0.09841	0.04500	Oversupply
1/22/2020 12:56	0:02	SSA2	0.06983	0.01400	Oversupply
1/22/2020 12:57	0:02	KWPll	0.035296003	6.800067425	Oversupply
1/22/2020 12:58	0:01	SSA2	0.03492	-0.00200	Oversupply
1/22/2020 12:58	0:01	SSA3	0.03304	0.04800	Oversupply
1/22/2020 12:59	0:01	SSA2	0.03492	-0.00200	Oversupply
1/22/2020 12:59	0:01	SSA3	0.02986	0.13600	Oversupply
1/22/2020 12:59	0:01	SSA2	0.01899	-0.00200	Oversupply
1/22/2020 13:00	0:01	SSA3	0.01543	0.13100	Oversupply
1/22/2020 13:00	0:01	SSA2	0.01207	-0.00200	Oversupply
1/22/2020 13:00	0:01	SSA3	0.01510	0.12700	Oversupply
1/22/2020 13:01	0:01	SSA2	0.01207	-0.00200	Oversupply
1/22/2020 13:01	0:01	SSA3	0.01543	0.12200	Oversupply
1/22/2020 13:08	0:01	SSA2	0.01207	2.29300	Oversupply
1/22/2020 13:08	0:01	SSA3	0.01543	2.91300	Oversupply
1/22/2020 13:09	0:01	SSA3	0.01609	2.53600	Oversupply
1/22/2020 13:11	0:01	SSA3	0.01510	1.02500	Oversupply
1/22/2020 13:11	0:01	SSA2	0.01207	1.18000	Oversupply
1/22/2020 13:13	0:01	SSA2	0.01207	2.82900	Oversupply
1/22/2020 13:14	0:01	SSA3	0.01543	2.90700	Oversupply
1/22/2020 13:14	0:01	SSA2	0.00147	2.97400	Oversupply



**Maui Curtailment Report**

January 2020

Start Date and Time	Duration (minutes)	IPP Curtailed	Estimated Curtailed MWH	Peak MW Curtailed	Reasons for Curtailment
1/22/2020 13:14	0:01	SSA3	0.00301	1.83600	Oversupply
1/22/2020 13:15	0:01	SSA2	0.00436	1.78500	Oversupply
1/22/2020 13:15	0:01	SSA3	0.00123	2.26900	Oversupply
1/23/2020 8:01	10:12	SSA2	18.91936	0.18500	System Constraint
1/23/2020 10:09	0:01	KWP	0.004395605	0.131868139	Oversupply
1/24/2020 7:09	5:21	SSA2	8.37666	0.00000	System Constraint
1/24/2020 12:30	0:14	SSA2	0.47093	0.00000	System Constraint
1/24/2020 13:40	0:01	SSA3	0.00917	2.14600	Oversupply
1/24/2020 13:40	0:01	SSA2	0.00667	1.97300	Oversupply
1/24/2020 13:41	0:01	SSA3	0.00897	1.24800	Oversupply
1/24/2020 13:41	0:01	SSA2	0.00667	0.85700	Oversupply
1/24/2020 13:42	0:06	BS250	Data not available	Data not available	Oversupply
1/24/2020 13:42	0:06	ESB	Data not available	Data not available	Oversupply
1/24/2020 13:42	0:01	SSA3	0.00916	0.04300	Oversupply
1/24/2020 13:42	0:06	SSA2	0.07769	0.06000	Oversupply
1/24/2020 13:42	0:05	SSA3	0.11836	0.01700	Oversupply
1/24/2020 13:43	0:07	KWP	0.084534334	1.163615823	Oversupply
1/24/2020 13:44	0:04	AWE	0.023825096	0.699999988	Oversupply
1/24/2020 13:44	0:04	KWP	0.00967033	0.184615389	Oversupply
1/24/2020 13:48	0:01	SSA3	0.02267	0.00100	Oversupply
1/24/2020 13:48	0:01	SSA2	0.01465	0.07300	Oversupply
1/24/2020 13:49	0:01	SSA3	0.02173	0.02000	Oversupply
1/24/2020 13:49	0:01	SSA2	0.01465	0.04200	Oversupply
1/24/2020 13:49	0:01	SSA3	0.02220	0.42300	Oversupply
1/24/2020 13:50	0:01	SSA2	0.01465	0.40600	Oversupply
1/24/2020 13:50	0:01	SSA3	0.02173	0.93500	Oversupply
1/24/2020 13:50	0:01	SSA2	0.01408	0.65300	Oversupply
1/24/2020 13:51	0:01	SSA3	0.02220	2.43300	Oversupply
1/24/2020 13:52	0:01	SSA3	0.02220	1.11100	Oversupply
1/24/2020 13:54	0:01	SSA3	0.02220	2.66900	Oversupply
1/24/2020 13:55	0:01	SSA2	0.01465	2.16100	Oversupply
1/24/2020 13:55	0:01	SSA3	0.02173	0.07100	Oversupply
1/24/2020 13:56	0:01	SSA3	0.02503	0.90200	Oversupply
1/24/2020 13:56	0:01	SSA2	0.01408	1.30100	Oversupply
1/24/2020 13:56	0:02	SSA3	0.04251	1.65200	Oversupply
1/24/2020 13:56	0:01	SSA2	0.01465	1.72800	Oversupply
1/24/2020 13:57	0:01	SSA2	0.01465	1.93400	Oversupply
1/24/2020 13:58	0:01	SSA3	0.02173	1.85600	Oversupply
1/24/2020 13:59	0:01	SSA3	0.02267	2.33100	Oversupply
1/24/2020 23:12	0:02	KWP	0.009417057	17.51710892	Oversupply
1/24/2020 23:15	0:01	KWP	0.002042135	17.28159142	Oversupply
1/24/2020 23:19	0:03	KWP	0.036625512	17.86439705	Oversupply
1/25/2020 0:50	0:03	KWP	0.022937425	18.47813988	Oversupply
1/25/2020 0:55	0:06	KWP	0.062403107	19.17271614	Oversupply
1/25/2020 3:27	0:01	KWP	0.003130627	17.3255024	Oversupply
1/25/2020 3:29	0:01	KWP	0.009480317	17.10495377	Oversupply
1/25/2020 3:31	0:01	KWP	0.009176445	16.72872543	Oversupply
1/25/2020 4:15	0:03	KWP	0.02379055	17.14287567	Oversupply
1/25/2020 4:29	0:03	KWP	0.048129829	15.95630741	Oversupply
1/25/2020 4:33	0:01	KWP	0.007453648	15.06313705	Oversupply
1/25/2020 4:37	0:01	KWP	0.004634809	15.12600803	Oversupply
1/25/2020 4:42	0:05	KWP	0.046574608	16.00021744	Oversupply
1/25/2020 4:51	0:05	KWP	0.058961884	14.38452721	Oversupply
1/25/2020 5:19	0:02	KWP	0.02127738	15.89343548	Oversupply
1/25/2020 8:36	0:01	SSA3	-0.00053	1.13700	Oversupply
1/25/2020 8:37	0:01	SSA3	-0.00055	1.15200	Oversupply
1/25/2020 10:02	0:01	SSA3	-0.00010	2.19000	Oversupply
1/25/2020 10:05	0:01	SSA2	-0.00120	1.46100	Oversupply
1/25/2020 10:07	0:01	SSA3	-0.00010	2.23300	Oversupply
1/25/2020 10:46	0:01	SSA3	0.00210	2.53800	Oversupply
1/25/2020 10:49	0:01	SSA3	0.00219	2.56400	Oversupply
1/25/2020 10:53	0:01	SSA3	0.00219	2.57200	Oversupply
1/25/2020 10:53	0:01	SSA3	0.00215	2.58500	Oversupply
1/25/2020 10:56	0:01	SSA3	0.00215	2.59400	Oversupply
1/25/2020 10:57	0:01	SSA3	0.00219	2.61100	Oversupply
1/25/2020 10:58	0:01	SSA2	-0.00009	1.82200	Oversupply
1/25/2020 10:58	0:01	SSA3	0.00215	2.61300	Oversupply
1/25/2020 10:59	0:01	SSA2	0.00137	1.82700	Oversupply
1/25/2020 10:59	0:01	SSA3	0.00304	0.48100	Oversupply
1/25/2020 11:00	0:01	SSA3	0.02346	0.10300	Oversupply
1/25/2020 11:00	0:01	SSA2	0.01368	0.98300	Oversupply
1/25/2020 11:00	0:01	SSA3	0.02246	1.35400	Oversupply
1/25/2020 11:00	0:01	SSA2	0.01368	0.83700	Oversupply



**Maui Curtailment Report**

**January 2020**

Start Date and Time	Duration (minutes)	IPP Curtailed	Estimated Curtailed MWH	Peak MW Curtailed	Reasons for Curtailment
1/25/2020 11:01	0:01	SSA3	0.02346	0.43500	Oversupply
1/25/2020 11:01	0:01	SSA2	0.01368	0.63000	Oversupply
1/25/2020 11:02	0:01	SSA3	0.02346	0.72400	Oversupply
1/25/2020 11:02	0:01	SSA2	0.01368	0.61600	Oversupply
1/25/2020 11:03	0:01	SSA3	0.02296	0.72100	Oversupply
1/25/2020 11:03	0:01	SSA2	0.01368	0.79400	Oversupply
1/25/2020 11:03	0:01	SSA3	0.02346	0.19800	Oversupply
1/25/2020 11:04	0:01	SSA2	0.01368	0.08500	Oversupply
1/25/2020 11:04	0:01	SSA3	0.02346	0.01800	Oversupply
1/25/2020 11:05	0:01	SSA2	0.01368	0.29400	Oversupply
1/25/2020 11:05	0:01	SSA3	0.02246	0.36500	Oversupply
1/25/2020 11:06	0:01	SSA2	0.01368	0.83100	Oversupply
1/25/2020 11:06	0:01	SSA3	0.02346	0.85700	Oversupply
1/25/2020 11:07	0:01	SSA3	0.02246	1.06900	Oversupply
1/25/2020 11:07	0:01	SSA2	0.01368	1.04400	Oversupply
1/25/2020 11:07	0:01	SSA3	0.02296	1.17900	Oversupply
1/25/2020 11:07	0:01	SSA2	0.01368	0.88600	Oversupply
1/25/2020 11:08	0:01	SSA3	0.02346	0.90900	Oversupply
1/25/2020 11:08	0:01	SSA2	0.01368	0.89900	Oversupply
1/25/2020 11:09	0:01	SSA3	0.02296	0.66200	Oversupply
1/25/2020 11:09	0:01	SSA2	0.01368	0.70700	Oversupply
1/25/2020 11:10	0:01	SSA3	0.02346	0.92700	Oversupply
1/25/2020 11:10	0:01	SSA2	0.01368	0.99600	Oversupply
1/25/2020 11:10	0:01	SSA3	0.02296	1.07700	Oversupply
1/25/2020 11:11	0:01	SSA2	0.01316	1.15200	Oversupply
1/25/2020 11:11	0:01	SSA3	0.02346	1.13900	Oversupply
1/25/2020 11:12	0:01	SSA2	0.01368	1.45500	Oversupply
1/25/2020 11:12	0:01	SSA3	0.02296	1.49600	Oversupply
1/25/2020 11:13	0:01	SSA2	0.01368	1.57600	Oversupply
1/25/2020 11:13	0:01	SSA3	0.02346	2.14500	Oversupply
1/25/2020 11:13	0:01	SSA2	0.01368	1.44600	Oversupply
1/25/2020 11:13	0:01	SSA3	0.02296	1.06200	Oversupply
1/25/2020 11:14	0:01	SSA3	0.02670	1.45300	Oversupply
1/25/2020 11:14	0:01	SSA2	0.01786	1.40200	Oversupply
1/25/2020 11:15	0:01	SSA3	0.02957	1.37200	Oversupply
1/25/2020 11:15	0:01	SSA2	0.02025	1.28800	Oversupply
1/25/2020 11:16	0:01	SSA3	0.02894	0.64000	Oversupply
1/25/2020 11:16	0:01	SSA2	0.02025	0.51400	Oversupply
1/25/2020 11:17	0:01	SSA3	0.02957	0.57600	Oversupply
1/25/2020 11:17	0:01	SSA2	0.02025	0.31400	Oversupply
1/25/2020 11:17	0:01	SSA3	0.03083	0.49200	Oversupply
1/25/2020 11:18	0:01	SSA2	0.02025	0.62500	Oversupply
1/25/2020 11:18	0:01	SSA3	0.02831	0.08700	Oversupply
1/25/2020 11:19	0:01	SSA2	0.02025	0.22500	Oversupply
1/25/2020 11:19	0:01	SSA3	0.02894	0.11100	Oversupply
1/25/2020 11:20	0:01	BS250	Data not available	Data not available	Oversupply
1/25/2020 11:20	0:01	ESB	Data not available	Data not available	Oversupply
1/25/2020 11:20	0:02	SSA2	0.04050	0.03200	Oversupply
1/25/2020 11:20	0:02	KWPPI	0.005332069	3.241358757	Oversupply
1/25/2020 11:20	0:01	SSA3	0.02894	0.03500	Oversupply
1/25/2020 11:20	0:01	SSA3	0.02894	-0.00300	Oversupply
1/25/2020 11:21	0:01	SSA3	0.02894	-0.00300	Oversupply
1/25/2020 11:21	0:01	SSA2	0.02025	0.07700	Oversupply
1/25/2020 11:22	0:01	SSA3	0.02894	-0.00400	Oversupply
1/25/2020 11:22	0:01	SSA2	0.02025	0.11100	Oversupply
1/25/2020 11:23	0:01	SSA3	0.02894	-0.00400	Oversupply
1/25/2020 11:23	0:01	SSA2	0.02025	0.12200	Oversupply
1/25/2020 11:24	0:01	SSA3	0.02894	-0.00400	Oversupply
1/25/2020 11:24	0:01	SSA2	0.02025	0.13900	Oversupply
1/25/2020 11:24	0:01	SSA3	0.02894	-0.00400	Oversupply
1/25/2020 11:25	0:01	SSA2	0.02025	0.12900	Oversupply
1/25/2020 11:25	0:01	SSA3	0.02894	0.04700	Oversupply
1/25/2020 11:26	0:01	SSA2	0.01986	0.34000	Oversupply
1/25/2020 11:26	0:01	SSA3	0.02957	0.33600	Oversupply
1/25/2020 11:26	0:01	SSA2	0.02025	0.40200	Oversupply
1/25/2020 11:27	0:01	SSA3	0.02894	0.67500	Oversupply
1/25/2020 11:27	0:01	SSA2	0.02025	0.84700	Oversupply
1/25/2020 11:27	0:01	SSA3	0.02957	1.11500	Oversupply
1/25/2020 11:28	0:01	SSA3	0.02957	2.29600	Oversupply
1/25/2020 11:28	0:01	SSA2	0.02025	1.43700	Oversupply
1/25/2020 11:29	0:01	SSA3	0.02986	1.47800	Oversupply
1/25/2020 11:29	0:01	SSA2	0.02212	1.61200	Oversupply
1/25/2020 11:30	0:01	SSA3	0.03444	0.93400	Oversupply



Maui Curtailment Report

January 2020

Start Date and Time	Duration (minutes)	IPP Curtailed	Estimated Curtailed MWH	Peak MW Curtailed	Reasons for Curtailment
1/25/2020 11:30	0:01	SSA2	0.02533	1.27300	Oversupply
1/25/2020 11:30	0:01	SSA3	0.03370	0.17100	Oversupply
1/25/2020 11:31	0:01	SSA2	0.02533	0.05500	Oversupply
1/25/2020 11:31	0:01	SSA3	0.03370	0.27100	Oversupply
1/25/2020 11:32	0:04	BS250	Data not available	Data not available	Oversupply
1/25/2020 11:32	0:04	ESB	Data not available	Data not available	Oversupply
1/25/2020 11:32	0:01	SSA2	0.02533	0.12000	Oversupply
1/25/2020 11:32	0:01	SSA3	0.03444	0.23900	Oversupply
1/25/2020 11:32	0:03	SSA2	0.07598	0.11500	Oversupply
1/25/2020 11:33	0:03	KWPll	0.033517023	4.366054535	Oversupply
1/25/2020 11:33	0:02	SSA3	0.10405	0.03900	Oversupply
1/25/2020 11:35	0:01	SSA2	0.02533	0.04600	Oversupply
1/25/2020 11:35	0:01	SSA3	0.03370	-0.00300	Oversupply
1/25/2020 11:36	0:01	SSA3	0.03297	-0.00300	Oversupply
1/25/2020 11:36	0:01	SSA2	0.02533	0.00600	Oversupply
1/25/2020 11:37	0:01	BS250	Data not available	Data not available	Oversupply
1/25/2020 11:37	0:01	ESB	Data not available	Data not available	Oversupply
1/25/2020 11:37	0:05	SSA3	0.20296	-0.00300	Oversupply
1/25/2020 11:37	0:05	SSA2	0.15099	0.05900	Oversupply
1/25/2020 11:39	0:02	BS250	Data not available	Data not available	Oversupply
1/25/2020 11:39	0:02	ESB	Data not available	Data not available	Oversupply
1/25/2020 11:39	0:03	KWPll	0.026929832	3.720377207	Oversupply
1/25/2020 11:41	0:01	SSA3	0.03297	0.00300	Oversupply
1/25/2020 11:42	0:01	SSA2	0.02533	0.37800	Oversupply
1/25/2020 11:42	0:01	SSA3	0.03370	0.45600	Oversupply
1/25/2020 11:43	0:01	SSA3	0.03444	1.03200	Oversupply
1/25/2020 11:43	0:01	SSA2	0.02533	0.47200	Oversupply
1/25/2020 11:44	0:01	SSA3	0.03444	0.99100	Oversupply
1/25/2020 11:44	0:01	SSA2	0.02545	0.66000	Oversupply
1/25/2020 11:44	0:01	SSA3	0.03451	0.92300	Oversupply
1/25/2020 11:45	0:01	SSA2	0.02735	0.86100	Oversupply
1/25/2020 11:45	0:01	SSA3	0.03422	0.70400	Oversupply
1/25/2020 11:45	0:01	SSA2	0.02735	0.62900	Oversupply
1/25/2020 11:46	0:01	SSA3	0.03499	0.04800	Oversupply
1/25/2020 11:46	0:01	SSA2	0.02735	0.05200	Oversupply
1/25/2020 11:47	0:01	SSA3	0.03499	0.17400	Oversupply
1/25/2020 11:47	0:01	SSA2	0.02735	0.48700	Oversupply
1/25/2020 11:47	0:01	SSA3	0.03575	0.94400	Oversupply
1/25/2020 11:48	0:03	BS250	Data not available	Data not available	Oversupply
1/25/2020 11:48	0:03	ESB	Data not available	Data not available	Oversupply
1/25/2020 11:48	0:03	SSA2	0.08206	0.02900	Oversupply
1/25/2020 11:48	0:02	SSA3	0.10648	0.02500	Oversupply
1/25/2020 11:49	0:03	KWPll	0.031707601	4.542692661	Oversupply
1/25/2020 11:51	0:01	SSA3	0.03499	0.04600	Oversupply
1/25/2020 11:51	0:01	SSA2	0.02735	0.00200	Oversupply
1/25/2020 11:51	0:01	SSA3	0.03499	0.14200	Oversupply
1/25/2020 11:52	0:01	SSA2	0.02735	0.24400	Oversupply
1/25/2020 11:52	0:01	SSA3	0.03575	0.07700	Oversupply
1/25/2020 11:52	0:01	SSA2	0.02735	0.08700	Oversupply
1/25/2020 11:53	0:08	SSA3	0.34640	0.00100	Oversupply
1/25/2020 11:53	0:08	SSA2	0.23512	0.10300	Oversupply
1/25/2020 11:54	0:07	BS250	Data not available	Data not available	Oversupply
1/25/2020 11:54	0:07	ESB	Data not available	Data not available	Oversupply
1/25/2020 11:54	0:08	KWPll	0.102847761	3.274291277	Oversupply
1/25/2020 12:01	0:01	SSA3	0.02993	0.04000	Oversupply
1/25/2020 12:01	0:01	SSA2	0.02194	0.30100	Oversupply
1/25/2020 12:01	0:01	SSA3	0.02993	0.33100	Oversupply
1/25/2020 12:02	0:01	SSA2	0.02194	0.49800	Oversupply
1/25/2020 12:02	0:01	SSA3	0.02928	0.64100	Oversupply
1/25/2020 12:03	0:01	SSA2	0.02194	0.84800	Oversupply
1/25/2020 12:03	0:01	SSA3	0.02993	0.77500	Oversupply
1/25/2020 12:04	0:01	SSA2	0.02194	1.01700	Oversupply
1/25/2020 12:04	0:01	SSA3	0.03058	0.93800	Oversupply
1/25/2020 12:04	0:01	SSA3	0.02993	0.78100	Oversupply
1/25/2020 12:04	0:01	SSA2	0.02194	1.36100	Oversupply
1/25/2020 12:05	0:01	SSA3	0.02993	1.86000	Oversupply
1/25/2020 12:05	0:01	SSA2	0.02194	1.08000	Oversupply
1/25/2020 12:06	0:01	SSA3	0.02927	0.26400	Oversupply
1/25/2020 12:06	0:01	SSA2	0.02194	0.41500	Oversupply
1/25/2020 12:07	0:01	BS250	Data not available	Data not available	Oversupply
1/25/2020 12:07	0:01	ESB	Data not available	Data not available	Oversupply
1/25/2020 12:07	0:01	SSA3	0.02993	0.16000	Oversupply
1/25/2020 12:07	0:01	SSA2	0.02194	0.03300	Oversupply





**Maui Curtailment Report**

January 2020

Start Date and Time	Duration (minutes)	IPP Curtailed	Estimated Curtailed MWH	Peak MW Curtailed	Reasons for Curtailment
1/25/2020 12:07	0:01	SSA3	0.03058	0.21100	Oversupply
1/25/2020 12:08	0:01	SSA2	0.02194	0.61500	Oversupply
1/25/2020 12:08	0:01	SSA3	0.03058	0.62000	Oversupply
1/25/2020 12:09	0:01	SSA2	0.02194	0.44900	Oversupply
1/25/2020 12:09	0:01	SSA3	0.02993	0.33600	Oversupply
1/25/2020 12:10	0:01	SSA2	0.02194	0.16400	Oversupply
1/25/2020 12:10	0:01	SSA3	0.02927	0.08700	Oversupply
1/25/2020 12:11	0:01	SSA2	0.02151	0.26200	Oversupply
1/25/2020 12:11	0:01	SSA3	0.02993	0.65700	Oversupply
1/25/2020 12:11	0:01	SSA3	0.02993	0.60900	Oversupply
1/25/2020 12:11	0:01	SSA2	0.02194	0.81900	Oversupply
1/25/2020 12:12	0:01	SSA3	0.03058	0.80800	Oversupply
1/25/2020 12:12	0:01	SSA2	0.02194	0.94900	Oversupply
1/25/2020 12:13	0:01	SSA3	0.03058	0.74800	Oversupply
1/25/2020 12:13	0:01	SSA2	0.02194	0.74300	Oversupply
1/25/2020 12:14	0:01	SSA3	0.03058	0.27200	Oversupply
1/25/2020 12:14	0:01	SSA2	0.02506	0.08700	Oversupply
1/25/2020 12:14	0:08	SSA3	0.40197	0.07400	Oversupply
1/25/2020 12:15	0:09	BS250	Data not available	Data not available	Oversupply
1/25/2020 12:15	0:09	ESB	Data not available	Data not available	Oversupply
1/25/2020 12:15	0:08	SSA2	0.26650	0.02200	Oversupply
1/25/2020 12:16	0:03	KWPll	0.042468538	1.867174387	Oversupply
1/25/2020 12:20	0:04	KWPll	0.035152233	2.154585361	Oversupply
1/25/2020 12:23	0:01	SSA2	0.02961	0.00800	Oversupply
1/25/2020 12:23	0:01	SSA3	0.03716	-0.00300	Oversupply
1/25/2020 12:24	0:01	SSA2	0.02961	0.13600	Oversupply
1/25/2020 12:24	0:01	SSA3	0.03716	-0.00400	Oversupply
1/25/2020 12:24	0:04	SSA2	0.14749	0.11000	Oversupply
1/25/2020 12:25	0:04	BS250	Data not available	Data not available	Oversupply
1/25/2020 12:25	0:04	ESB	Data not available	Data not available	Oversupply
1/25/2020 12:25	0:04	SSA3	0.18104	-0.00400	Oversupply
1/25/2020 12:26	0:03	KWPll	0.004447152	2.200491428	Oversupply
1/25/2020 12:28	0:01	SSA3	0.03716	0.01700	Oversupply
1/25/2020 12:29	0:01	SSA2	0.02875	0.29400	Oversupply
1/25/2020 12:29	0:01	SSA3	0.03275	0.22000	Oversupply
1/25/2020 12:30	0:01	SSA2	0.02066	0.60000	Oversupply
1/25/2020 12:30	0:01	SSA3	0.02919	0.51800	Oversupply
1/25/2020 12:30	0:01	SSA2	0.02066	1.03800	Oversupply
1/25/2020 12:31	0:01	SSA3	0.02575	1.52400	Oversupply
1/25/2020 12:31	0:01	SSA2	0.02026	1.57200	Oversupply
1/25/2020 12:31	0:01	SSA3	0.02633	1.42400	Oversupply
1/25/2020 12:32	0:01	SSA2	0.02066	1.10900	Oversupply
1/25/2020 12:32	0:01	SSA3	0.02633	1.11900	Oversupply
1/25/2020 12:33	0:01	SSA3	0.02633	0.86700	Oversupply
1/25/2020 12:33	0:01	SSA2	0.02066	1.04800	Oversupply
1/25/2020 12:34	0:01	SSA3	0.02633	1.45200	Oversupply
1/25/2020 12:34	0:01	SSA2	0.02026	1.25300	Oversupply
1/25/2020 12:35	0:01	SSA3	0.02690	1.22600	Oversupply
1/25/2020 12:35	0:01	SSA2	0.02066	1.30800	Oversupply
1/25/2020 12:35	0:01	SSA3	0.02747	1.12100	Oversupply
1/25/2020 12:36	0:01	SSA2	0.02066	0.88000	Oversupply
1/25/2020 12:36	0:01	SSA3	0.02575	1.00900	Oversupply
1/25/2020 12:36	0:01	SSA2	0.02026	0.86000	Oversupply
1/25/2020 12:37	0:01	SSA3	0.02633	0.26300	Oversupply
1/25/2020 12:37	0:01	SSA2	0.02066	0.04900	Oversupply
1/25/2020 12:38	0:01	SSA3	0.02575	0.41300	Oversupply
1/25/2020 12:38	0:01	SSA2	0.02066	0.55900	Oversupply
1/25/2020 12:38	0:01	SSA3	0.02633	0.61600	Oversupply
1/25/2020 12:39	0:01	SSA2	0.02066	0.41600	Oversupply
1/25/2020 12:39	0:01	SSA3	0.02633	0.44000	Oversupply
1/25/2020 12:40	0:01	SSA3	0.02690	0.10100	Oversupply
1/25/2020 12:40	0:01	SSA2	0.02066	0.16300	Oversupply
1/25/2020 12:41	0:01	SSA3	0.02633	0.10400	Oversupply
1/25/2020 12:41	0:01	SSA2	0.02066	0.24700	Oversupply
1/25/2020 12:41	0:02	SSA3	0.05322	0.19200	Oversupply
1/25/2020 12:42	0:01	BS250	Data not available	Data not available	Oversupply
1/25/2020 12:42	0:01	ESB	Data not available	Data not available	Oversupply
1/25/2020 12:42	0:02	KWPll	0.013475422	3.787240267	Oversupply
1/25/2020 12:42	0:01	SSA2	0.02066	0.08400	Oversupply
1/25/2020 12:43	0:01	SSA2	0.02066	0.02500	Oversupply
1/25/2020 12:43	0:01	SSA3	0.02633	-0.00500	Oversupply
1/25/2020 12:43	0:01	SSA2	0.01986	0.11200	Oversupply
1/25/2020 12:44	0:01	SSA3	0.02750	-0.00300	Oversupply



Maui Curtailment Report

January 2020

Start Date and Time	Duration (minutes)	IPP Curtailed	Estimated Curtailed MWH	Peak MW Curtailed	Reasons for Curtailment
1/25/2020 12:44	0:01	SSA2	0.02228	0.13200	Oversupply
1/25/2020 12:45	0:01	SSA3	0.03511	-0.00300	Oversupply
1/25/2020 12:45	0:01	SSA2	0.02320	0.13300	Oversupply
1/25/2020 12:45	0:01	SSA3	0.03511	-0.00300	Oversupply
1/25/2020 12:46	0:01	SSA2	0.02320	0.12500	Oversupply
1/25/2020 12:46	0:01	SSA3	0.03511	-0.00300	Oversupply
1/25/2020 12:47	0:02	SSA2	0.04595	0.12500	Oversupply
1/25/2020 12:47	0:01	SSA3	0.03436	-0.00300	Oversupply
1/25/2020 12:48	0:01	SSA3	0.03436	0.04200	Oversupply
1/25/2020 12:48	0:01	SSA3	0.03436	0.01200	Oversupply
1/25/2020 12:48	0:01	SSA2	0.02366	0.00400	Oversupply
1/25/2020 12:49	0:02	BS250	Data not available	Data not available	Oversupply
1/25/2020 12:49	0:02	ESB	Data not available	Data not available	Oversupply
1/25/2020 12:49	0:03	KWP2	0.003998538	2.608655214	Oversupply
1/25/2020 12:49	0:01	SSA3	0.03511	0.05000	Oversupply
1/25/2020 12:49	0:02	SSA2	0.04687	0.00100	Oversupply
1/25/2020 12:50	0:01	SSA3	0.03436	0.00400	Oversupply
1/25/2020 12:51	0:01	SSA3	0.03511	0.10700	Oversupply
1/25/2020 12:51	0:01	SSA2	0.02366	0.28800	Oversupply
1/25/2020 12:52	0:03	BS250	Data not available	Data not available	Oversupply
1/25/2020 12:52	0:03	ESB	Data not available	Data not available	Oversupply
1/25/2020 12:52	0:01	SSA3	0.03436	0.19700	Oversupply
1/25/2020 12:52	0:03	SSA2	0.07007	0.05100	Oversupply
1/25/2020 12:52	0:02	SSA3	0.10159	0.00800	Oversupply
1/25/2020 12:54	0:02	KWP2	0.016886401	2.88309288	Oversupply
1/25/2020 12:54	0:01	SSA2	0.02366	0.16400	Oversupply
1/25/2020 12:55	0:01	SSA3	0.03511	0.01000	Oversupply
1/25/2020 12:55	0:01	SSA2	0.02320	0.36600	Oversupply
1/25/2020 12:55	0:01	SSA3	0.03511	0.10900	Oversupply
1/25/2020 12:56	0:01	SSA3	0.03361	0.12200	Oversupply
1/25/2020 12:56	0:01	SSA2	0.02320	0.84900	Oversupply
1/25/2020 12:57	0:01	SSA3	0.03511	0.10500	Oversupply
1/25/2020 12:57	0:01	SSA2	0.02320	1.26200	Oversupply
1/25/2020 12:58	0:01	SSA3	0.03511	0.11900	Oversupply
1/25/2020 12:58	0:01	SSA2	0.02366	2.10900	Oversupply
1/25/2020 12:58	0:01	SSA3	0.03436	0.20000	Oversupply
1/25/2020 12:59	0:01	SSA2	0.02000	2.12200	Oversupply
1/25/2020 12:59	0:01	SSA3	0.02367	0.51500	Oversupply
1/25/2020 13:00	0:01	SSA2	-0.00014	2.12500	Oversupply
1/25/2020 13:00	0:01	SSA3	0.01065	1.00500	Oversupply
1/25/2020 13:01	0:01	SSA2	-0.00014	2.13000	Oversupply
1/25/2020 13:01	0:01	SSA3	0.01065	1.42100	Oversupply
1/25/2020 13:01	0:01	SSA2	-0.00014	2.14000	Oversupply
1/25/2020 13:02	0:01	SSA3	0.01088	2.74400	Oversupply
1/25/2020 13:02	0:01	SSA2	-0.00014	1.97200	Oversupply
1/25/2020 13:02	0:01	SSA3	0.01181	3.00500	Oversupply
1/25/2020 13:03	0:01	SSA2	-0.00015	2.14300	Oversupply
1/25/2020 13:04	0:01	SSA2	-0.00014	2.14300	Oversupply
1/25/2020 13:04	0:01	SSA3	0.01088	1.61000	Oversupply
1/25/2020 13:05	0:01	SSA3	0.01112	1.24300	Oversupply
1/25/2020 13:05	0:01	SSA2	-0.00015	2.14700	Oversupply
1/25/2020 13:06	0:01	SSA3	0.01065	0.96500	Oversupply
1/25/2020 13:06	0:01	SSA2	-0.00014	2.13800	Oversupply
1/25/2020 13:06	0:01	SSA3	0.01065	0.95100	Oversupply
1/25/2020 13:06	0:01	SSA2	-0.00014	2.15100	Oversupply
1/25/2020 13:07	0:01	SSA3	0.01042	0.82400	Oversupply
1/25/2020 13:07	0:01	SSA2	-0.00014	2.15200	Oversupply
1/25/2020 13:08	0:01	SSA3	0.01065	0.89400	Oversupply
1/25/2020 13:08	0:01	SSA2	-0.00014	2.15400	Oversupply
1/25/2020 13:09	0:01	SSA3	0.01088	0.76700	Oversupply
1/25/2020 13:09	0:01	SSA2	-0.00014	1.99600	Oversupply
1/25/2020 13:09	0:01	SSA3	0.01088	0.78700	Oversupply
1/25/2020 13:10	0:01	SSA2	-0.00014	1.82400	Oversupply
1/25/2020 13:10	0:01	SSA3	0.01065	0.98100	Oversupply
1/25/2020 13:11	0:01	SSA2	-0.00014	2.15700	Oversupply
1/25/2020 13:11	0:01	SSA3	0.01065	0.72700	Oversupply
1/25/2020 13:12	0:01	SSA2	-0.00014	2.15800	Oversupply
1/25/2020 13:12	0:01	SSA3	0.01088	1.52800	Oversupply
1/25/2020 13:12	0:01	SSA2	-0.00014	2.14900	Oversupply
1/25/2020 13:12	0:01	SSA3	0.01065	1.66700	Oversupply
1/25/2020 13:13	0:01	SSA3	0.01227	1.56600	Oversupply
1/25/2020 13:13	0:01	SSA2	-0.00014	1.08100	Oversupply
1/25/2020 13:14	0:01	SSA3	0.00986	1.95000	Oversupply



**Maui Curtailment Report**

January 2020

Start Date and Time	Duration (minutes)	IPP Curtailed	Estimated Curtailed MWH	Peak MW Curtailed	Reasons for Curtailment
1/25/2020 13:14	0:01	SSA2	0.00052	2.15300	Oversupply
1/25/2020 13:15	0:01	SSA3	0.00947	1.97300	Oversupply
1/25/2020 13:15	0:01	SSA2	0.00090	2.09700	Oversupply
1/25/2020 13:16	0:01	SSA3	0.00872	2.20200	Oversupply
1/25/2020 13:16	0:01	SSA2	0.00086	2.16100	Oversupply
1/25/2020 13:16	0:01	SSA3	0.00853	2.27800	Oversupply
1/25/2020 13:17	0:01	SSA2	0.00090	2.16400	Oversupply
1/25/2020 13:17	0:01	SSA3	0.00872	2.35000	Oversupply
1/25/2020 13:18	0:01	SSA2	0.00091	2.15900	Oversupply
1/25/2020 13:18	0:01	SSA3	0.00853	1.89600	Oversupply
1/25/2020 13:19	0:01	SSA2	0.00086	1.31400	Oversupply
1/25/2020 13:19	0:01	SSA3	0.00890	1.78100	Oversupply
1/25/2020 13:19	0:01	SSA2	0.00088	1.79000	Oversupply
1/25/2020 13:20	0:01	SSA3	0.00853	2.00100	Oversupply
1/25/2020 13:26	0:01	SSA3	0.00890	1.60800	Oversupply
1/25/2020 13:26	0:01	SSA2	0.00088	2.15800	Oversupply
1/25/2020 13:26	0:01	SSA3	0.00872	1.46000	Oversupply
1/26/2020 9:20	0:01	SSA2	0.00257	1.09700	Oversupply
1/26/2020 9:21	0:01	SSA3	0.00424	1.75700	Oversupply
1/26/2020 9:21	0:01	SSA2	0.00257	1.10700	Oversupply
1/26/2020 9:22	0:01	SSA3	0.00433	1.40100	Oversupply
1/26/2020 9:23	0:01	SSA2	0.00257	1.12400	Oversupply
1/26/2020 9:23	0:01	SSA3	0.00415	1.78700	Oversupply
1/26/2020 9:24	0:01	SSA3	0.00433	0.80200	Oversupply
1/26/2020 9:24	0:01	SSA2	0.00257	1.01500	Oversupply
1/26/2020 9:25	0:01	SSA3	0.00433	0.23700	Oversupply
1/26/2020 9:25	0:01	SSA2	0.00253	0.18700	Oversupply
1/26/2020 9:25	0:01	SSA3	0.00415	0.15400	Oversupply
1/26/2020 9:26	0:01	SSA2	0.00248	0.03600	Oversupply
1/26/2020 9:26	0:01	SSA3	0.00470	0.02800	Oversupply
1/26/2020 9:26	0:01	SSA2	0.00257	0.13700	Oversupply
1/26/2020 9:27	0:01	SSA3	0.00433	0.38200	Oversupply
1/26/2020 9:27	0:01	SSA2	0.00257	0.67200	Oversupply
1/26/2020 9:31	0:01	SSA3	0.00382	1.86600	Oversupply
1/26/2020 9:33	0:01	SSA3	0.00373	1.19300	Oversupply
1/26/2020 9:33	0:01	SSA2	0.00086	1.20400	Oversupply
1/26/2020 9:33	0:01	SSA2	0.00086	1.21800	Oversupply
1/26/2020 9:39	0:01	SSA2	0.00086	1.27200	Oversupply
1/26/2020 9:40	0:01	SSA3	0.00382	1.97300	Oversupply
1/26/2020 9:40	0:01	SSA2	0.00086	1.17000	Oversupply
1/26/2020 9:40	0:01	SSA3	0.00373	1.88300	Oversupply
1/26/2020 9:41	0:01	SSA3	0.00382	0.04300	Oversupply
1/26/2020 9:42	0:01	SSA3	0.00373	1.03200	Oversupply
1/26/2020 9:42	0:01	SSA2	0.00086	1.13500	Oversupply
1/26/2020 9:43	0:01	SSA3	0.00390	1.04900	Oversupply
1/26/2020 9:43	0:01	SSA2	0.00086	0.69500	Oversupply
1/26/2020 9:43	0:01	SSA3	0.00365	0.77200	Oversupply
1/26/2020 9:44	0:01	SSA2	0.00370	0.46300	Oversupply
1/26/2020 9:44	0:01	SSA3	0.01795	0.84900	Oversupply
1/26/2020 9:45	0:01	SSA2	0.01751	0.87100	Oversupply
1/26/2020 9:45	0:01	SSA3	0.02389	0.31800	Oversupply
1/26/2020 9:46	0:01	SSA2	0.01751	0.43500	Oversupply
1/26/2020 9:46	0:01	SSA3	0.02389	1.06700	Oversupply
1/26/2020 9:46	0:01	SSA2	0.01751	0.59200	Oversupply
1/26/2020 9:47	0:01	SSA3	0.02441	0.47500	Oversupply
1/26/2020 9:47	0:01	SSA2	0.01684	0.16600	Oversupply
1/26/2020 9:47	0:01	SSA3	0.02441	0.32200	Oversupply
1/26/2020 9:48	0:01	SSA2	0.01751	0.13900	Oversupply
1/26/2020 9:48	0:01	SSA3	0.02337	0.14300	Oversupply
1/26/2020 9:49	0:02	SSA3	0.04881	0.02500	Oversupply
1/26/2020 9:49	0:01	SSA2	0.01751	0.03500	Oversupply
1/26/2020 9:50	0:01	BS250	Data not available	Data not available	Oversupply
1/26/2020 9:50	0:01	ESB	Data not available	Data not available	Oversupply
1/26/2020 9:50	0:01	SSA2	0.01751	0.00700	Oversupply
1/26/2020 9:51	0:01	SSA3	0.02389	0.07900	Oversupply
1/26/2020 9:51	0:01	SSA2	0.01718	0.06400	Oversupply
1/26/2020 9:51	0:01	SSA3	0.02441	0.11800	Oversupply
1/26/2020 9:52	0:07	BS250	Data not available	Data not available	Oversupply
1/26/2020 9:52	0:07	ESB	Data not available	Data not available	Oversupply
1/26/2020 9:52	0:01	SSA2	0.01751	0.03500	Oversupply
1/26/2020 9:52	0:11	SSA3	0.31911	0.02100	Oversupply
1/26/2020 9:52	0:07	SSA2	0.14011	0.00000	Oversupply
1/26/2020 9:53	0:11	KWP11	0.043022001	1.952998519	Oversupply



**Maui Curtailment Report**

January 2020

Start Date and Time	Duration (minutes)	IPP Curtailed	Estimated Curtailed MWH	Peak MW Curtailed	Reasons for Curtailment
1/26/2020 9:59	0:01	SSA2	0.01106	0.00100	Oversupply
1/26/2020 10:00	0:03	BS250	Data not available	Data not available	Oversupply
1/26/2020 10:00	0:03	ESB	Data not available	Data not available	Oversupply
1/26/2020 10:00	0:03	SSA2	0.03455	0.00500	Oversupply
1/26/2020 10:03	0:01	SSA2	0.01152	0.09400	Oversupply
1/26/2020 10:03	0:01	SSA3	0.01985	0.06900	Oversupply
1/26/2020 10:04	0:01	SSA3	0.01985	0.11600	Oversupply
1/26/2020 10:04	0:01	SSA2	0.01152	0.32800	Oversupply
1/26/2020 10:04	0:01	SSA3	0.01985	0.15700	Oversupply
1/26/2020 10:05	0:01	SSA2	0.01152	0.27200	Oversupply
1/26/2020 10:05	0:01	SSA3	0.02028	0.11300	Oversupply
1/26/2020 10:05	0:01	SSA2	0.01152	0.31800	Oversupply
1/26/2020 10:06	0:01	SSA3	0.02028	0.12400	Oversupply
1/26/2020 10:06	0:01	SSA2	0.01107	-0.00100	Oversupply
1/26/2020 10:07	0:01	SSA3	0.01985	0.12900	Oversupply
1/26/2020 10:07	0:01	SSA2	0.01152	0.44300	Oversupply
1/26/2020 10:08	0:01	SSA3	0.02028	0.32300	Oversupply
1/26/2020 10:08	0:01	SSA2	0.01152	0.69500	Oversupply
1/26/2020 10:08	0:01	SSA3	0.01942	0.74000	Oversupply
1/26/2020 10:09	0:01	SSA2	0.01152	0.97800	Oversupply
1/26/2020 10:09	0:01	SSA3	0.01942	1.25300	Oversupply
1/26/2020 10:10	0:01	SSA2	0.01152	1.41300	Oversupply
1/26/2020 10:11	0:01	SSA2	0.01152	1.52300	Oversupply
1/26/2020 10:11	0:01	SSA3	0.01985	2.21600	Oversupply
1/26/2020 10:11	0:01	SSA3	0.02115	2.24700	Oversupply
1/26/2020 10:11	0:01	SSA2	0.01152	1.53000	Oversupply
1/26/2020 10:12	0:01	SSA3	0.01985	0.11400	Oversupply
1/26/2020 10:12	0:01	SSA2	0.01152	1.54200	Oversupply
1/26/2020 10:13	0:01	SSA3	0.01985	0.68400	Oversupply
1/26/2020 10:14	0:01	SSA3	0.02111	2.20800	Oversupply
1/26/2020 10:14	0:01	SSA2	0.00696	1.55000	Oversupply
1/26/2020 10:15	0:01	SSA3	0.01110	1.78400	Oversupply
1/26/2020 10:15	0:01	SSA2	0.00371	1.55800	Oversupply
1/26/2020 10:15	0:01	SSA3	0.01134	1.60800	Oversupply
1/26/2020 10:16	0:01	SSA2	0.00371	1.56000	Oversupply
1/26/2020 10:16	0:01	SSA3	0.01110	1.65900	Oversupply
1/26/2020 10:17	0:01	SSA2	0.00371	1.56600	Oversupply
1/26/2020 10:17	0:01	SSA3	0.01134	1.60900	Oversupply
1/26/2020 10:18	0:01	SSA2	0.00371	0.78500	Oversupply
1/26/2020 10:18	0:01	SSA3	0.01110	1.14800	Oversupply
1/26/2020 10:18	0:01	SSA2	0.00371	1.17600	Oversupply
1/26/2020 10:18	0:01	SSA3	0.01110	1.19000	Oversupply
1/26/2020 10:19	0:01	SSA3	0.01134	1.06400	Oversupply
1/26/2020 10:19	0:01	SSA2	0.00371	0.90800	Oversupply
1/26/2020 10:20	0:01	SSA3	0.01110	0.85700	Oversupply
1/26/2020 10:20	0:01	SSA2	0.00371	0.78800	Oversupply
1/26/2020 10:21	0:01	SSA3	0.01134	1.01100	Oversupply
1/26/2020 10:21	0:01	SSA2	0.00364	0.86500	Oversupply
1/26/2020 10:22	0:01	SSA3	0.01134	1.04500	Oversupply
1/26/2020 10:22	0:01	SSA2	0.00371	0.86200	Oversupply
1/26/2020 10:22	0:01	SSA3	0.01182	1.02600	Oversupply
1/26/2020 10:23	0:01	SSA2	0.00371	1.03200	Oversupply
1/26/2020 10:23	0:01	SSA3	0.01110	1.37900	Oversupply
1/26/2020 10:24	0:01	SSA2	0.00371	1.43400	Oversupply
1/26/2020 10:24	0:01	SSA3	0.01086	1.78400	Oversupply
1/26/2020 10:24	0:01	SSA2	0.00371	1.61900	Oversupply
1/26/2020 10:25	0:01	SSA3	0.01158	2.03200	Oversupply
1/26/2020 10:25	0:01	SSA2	0.00371	1.62600	Oversupply
1/26/2020 10:25	0:01	SSA3	0.01086	1.59100	Oversupply
1/26/2020 10:26	0:01	SSA2	0.00371	1.64000	Oversupply
1/26/2020 10:26	0:01	SSA3	0.01134	1.88100	Oversupply
1/26/2020 10:27	0:01	SSA3	0.01110	2.01200	Oversupply
1/26/2020 10:27	0:01	SSA2	0.00371	1.64900	Oversupply
1/26/2020 10:28	0:01	SSA3	0.01134	1.89800	Oversupply
1/26/2020 10:28	0:01	SSA2	0.00371	1.65100	Oversupply
1/26/2020 10:29	0:01	SSA3	0.01110	1.82900	Oversupply
1/26/2020 10:29	0:01	SSA2	0.00527	1.65600	Oversupply
1/26/2020 10:29	0:02	SSA3	0.04283	1.24700	Oversupply
1/26/2020 10:30	0:01	SSA2	0.01538	1.47600	Oversupply
1/26/2020 10:31	0:01	SSA2	0.01538	1.45200	Oversupply
1/26/2020 10:31	0:01	SSA3	0.02419	0.65800	Oversupply
1/26/2020 10:31	0:02	SSA2	0.03076	1.04000	Oversupply
1/26/2020 10:32	0:01	SSA3	0.02368	1.28900	Oversupply



**Maui Curtailment Report**

**January 2020**

Start Date and Time	Duration (minutes)	IPP Curtailed	Estimated Curtailed MWH	Peak MW Curtailed	Reasons for Curtailment
1/26/2020 10:32	0:01	SSA3	0.02419	0.66100	Oversupply
1/26/2020 10:33	0:01	SSA2	0.01538	1.08700	Oversupply
1/26/2020 10:33	0:01	SSA3	0.02368	1.12500	Oversupply
1/26/2020 10:34	0:01	SSA3	0.02368	1.04200	Oversupply
1/26/2020 10:34	0:01	SSA2	0.01538	0.80700	Oversupply
1/26/2020 10:35	0:01	SSA3	0.02419	0.59700	Oversupply
1/26/2020 10:35	0:01	SSA2	0.01538	0.55300	Oversupply
1/26/2020 10:35	0:01	SSA3	0.02419	0.68600	Oversupply
1/26/2020 10:36	0:01	SSA2	0.01509	0.50100	Oversupply
1/26/2020 10:36	0:01	SSA3	0.02522	0.40000	Oversupply
1/26/2020 10:37	0:01	SSA2	0.01509	0.44500	Oversupply
1/26/2020 10:37	0:01	SSA3	0.02368	0.27000	Oversupply
1/26/2020 10:37	0:01	SSA2	0.01538	0.12900	Oversupply
1/26/2020 10:38	0:02	SSA3	0.04787	0.31100	Oversupply
1/26/2020 10:38	0:01	SSA2	0.01538	0.07500	Oversupply
1/26/2020 10:39	0:01	SSA2	0.01538	0.36600	Oversupply
1/26/2020 10:39	0:01	SSA3	0.02419	0.47200	Oversupply
1/26/2020 10:40	0:01	SSA2	0.01538	0.45000	Oversupply
1/26/2020 10:40	0:01	SSA3	0.02419	0.45600	Oversupply
1/26/2020 10:41	0:01	SSA2	0.01538	0.63300	Oversupply
1/26/2020 10:41	0:01	SSA3	0.02368	0.84700	Oversupply
1/26/2020 10:42	0:01	SSA3	0.02419	0.84200	Oversupply
1/26/2020 10:42	0:01	SSA2	0.01538	0.59400	Oversupply
1/26/2020 10:43	0:01	SSA3	0.02419	0.23600	Oversupply
1/26/2020 10:43	0:01	SSA2	0.01538	0.10900	Oversupply
1/26/2020 10:43	0:01	SSA3	0.02316	0.63000	Oversupply
1/26/2020 10:43	0:01	SSA2	0.01538	0.52700	Oversupply
1/26/2020 10:44	0:01	SSA3	0.02651	0.39700	Oversupply
1/26/2020 10:44	0:01	SSA2	0.02028	0.44000	Oversupply
1/26/2020 10:45	0:01	SSA3	0.03158	0.15800	Oversupply
1/26/2020 10:45	0:01	SSA2	0.02291	0.21800	Oversupply
1/26/2020 10:46	0:01	SSA3	0.03091	0.36400	Oversupply
1/26/2020 10:46	0:01	SSA2	0.02291	0.40000	Oversupply
1/26/2020 10:46	0:01	SSA3	0.03158	0.32300	Oversupply
1/26/2020 10:47	0:01	SSA2	0.02291	0.38400	Oversupply
1/26/2020 10:47	0:01	SSA3	0.03427	0.06900	Oversupply
1/26/2020 10:48	0:01	SSA2	0.02291	0.13100	Oversupply
1/26/2020 10:48	0:01	SSA3	0.03225	0.10700	Oversupply
1/26/2020 10:49	0:01	SSA2	0.02291	0.02200	Oversupply
1/26/2020 10:49	0:01	SSA3	0.03091	0.14500	Oversupply
1/26/2020 10:50	0:01	SSA2	0.02247	0.23100	Oversupply
1/26/2020 10:50	0:01	SSA3	0.03091	0.30000	Oversupply
1/26/2020 10:50	0:01	SSA3	0.03023	0.41600	Oversupply
1/26/2020 10:50	0:01	SSA2	0.02291	0.42500	Oversupply
1/26/2020 10:51	0:01	SSA3	0.03158	0.46500	Oversupply
1/26/2020 10:51	0:01	SSA2	0.02291	0.46000	Oversupply
1/26/2020 10:52	0:01	SSA3	0.03023	0.20600	Oversupply
1/26/2020 10:52	0:01	SSA2	0.02203	0.28800	Oversupply
1/26/2020 10:53	0:01	SSA3	0.03091	0.19500	Oversupply
1/26/2020 10:53	0:01	SSA2	0.02291	0.02200	Oversupply
1/26/2020 10:53	0:01	SSA3	0.03158	0.10300	Oversupply
1/26/2020 10:54	0:01	SSA2	0.02291	0.22200	Oversupply
1/26/2020 10:54	0:01	SSA3	0.03091	0.23800	Oversupply
1/26/2020 10:55	0:01	SSA2	0.02291	0.51100	Oversupply
1/26/2020 10:55	0:01	SSA3	0.03158	0.18600	Oversupply
1/26/2020 10:56	0:01	SSA2	0.02291	0.20100	Oversupply
1/26/2020 10:56	0:01	SSA3	0.03158	0.04800	Oversupply
1/26/2020 10:56	0:01	SSA2	0.02291	0.01800	Oversupply
1/26/2020 10:57	0:01	BS250	Data not available	Data not available	Oversupply
1/26/2020 10:57	0:01	ESB	Data not available	Data not available	Oversupply
1/26/2020 10:57	0:01	KWP11	0.003406195	0.377227098	Oversupply
1/26/2020 10:57	0:01	SSA3	0.03091	0.01800	Oversupply
1/26/2020 10:57	0:01	SSA3	0.03158	0.01900	Oversupply
1/26/2020 10:57	0:01	SSA2	0.02291	0.00700	Oversupply
1/26/2020 10:58	3:01	SSA3	8.57644	0.04100	Oversupply
1/26/2020 10:58	3:01	SSA2	6.18592	0.04200	Oversupply
1/26/2020 10:59	3:01	BS250	Data not available	Data not available	Oversupply
1/26/2020 10:59	3:01	ESB	Data not available	Data not available	Oversupply
1/26/2020 11:00	0:03	KWP11	0.007947912	0.230527669	Oversupply
1/26/2020 11:00	2:46	AWE	12.12753118	21	Oversupply
1/26/2020 11:08	0:01	KWP11	0.000962225	0.161668763	Oversupply
1/26/2020 11:20	0:09	KWP11	0.027371689	0.399182111	Oversupply
1/26/2020 11:30	1:30	KWP11	1.226148774	2.536802292	Oversupply



Maui Curtailment Report

January 2020

Start Date and Time	Duration (minutes)	IPP Curtailed	Estimated Curtailed MWH	Peak MW Curtailed	Reasons for Curtailment
1/26/2020 13:40	0:20	KWP11	0.213380482	0.943067729	Oversupply
1/26/2020 13:47	0:09	AWE	0.092189853	21	Oversupply
1/26/2020 13:59	0:01	SSA3	0.03267	0.00500	Oversupply
1/26/2020 14:00	0:01	SSA2	0.01763	0.38200	Oversupply
1/26/2020 14:00	0:02	SSA3	0.05058	0.33900	Oversupply
1/26/2020 14:00	0:01	SSA2	0.01763	0.00900	Oversupply
1/26/2020 14:01	0:01	BS250	Data not available	Data not available	Oversupply
1/26/2020 14:01	0:01	ESB	Data not available	Data not available	Oversupply
1/26/2020 14:01	0:01	KWP11	0.003809705	0.947059572	Oversupply
1/26/2020 14:01	0:01	SSA3	0.02475	0.13600	Oversupply
1/26/2020 14:01	0:01	SSA2	0.01763	0.26800	Oversupply
1/26/2020 14:02	0:01	SSA3	0.02798	0.45700	Oversupply
1/26/2020 14:02	0:01	SSA2	0.01763	0.47900	Oversupply
1/26/2020 14:03	0:01	SSA3	0.02475	0.39400	Oversupply
1/26/2020 14:03	0:01	SSA2	0.01763	0.44500	Oversupply
1/26/2020 14:04	0:01	SSA3	0.02475	0.57300	Oversupply
1/26/2020 14:04	0:01	SSA2	0.01763	0.55800	Oversupply
1/26/2020 14:04	0:01	SSA3	0.02529	0.89700	Oversupply
1/26/2020 14:05	0:01	SSA2	0.01763	1.01100	Oversupply
1/26/2020 14:05	0:01	SSA3	0.02529	1.14000	Oversupply
1/26/2020 14:06	0:01	SSA2	0.01763	1.01100	Oversupply
1/26/2020 14:06	0:01	SSA3	0.02475	1.17600	Oversupply
1/26/2020 14:07	0:01	SSA2	0.01729	0.96000	Oversupply
1/26/2020 14:07	0:01	SSA3	0.02529	0.78100	Oversupply
1/26/2020 14:07	0:01	SSA2	0.01763	1.07700	Oversupply
1/26/2020 14:08	0:01	SSA3	0.02529	1.13300	Oversupply
1/26/2020 14:08	0:01	SSA2	0.01763	0.97600	Oversupply
1/26/2020 14:08	0:01	SSA3	0.02475	0.94900	Oversupply
1/26/2020 14:09	0:01	SSA2	0.01763	1.06600	Oversupply
1/26/2020 14:09	0:01	SSA3	0.02529	1.37900	Oversupply
1/26/2020 14:10	0:01	SSA3	0.02529	0.95200	Oversupply
1/26/2020 14:10	0:01	SSA2	0.01763	0.93100	Oversupply
1/26/2020 14:11	0:01	SSA3	0.02475	0.82500	Oversupply
1/26/2020 14:11	0:01	SSA2	0.01763	1.02100	Oversupply
1/26/2020 14:11	0:01	SSA3	0.02529	1.33100	Oversupply
1/26/2020 14:12	0:01	SSA2	0.01763	1.53000	Oversupply
1/26/2020 14:12	0:01	SSA3	0.02529	1.18000	Oversupply
1/26/2020 14:13	0:01	SSA2	0.01763	1.40200	Oversupply
1/26/2020 14:13	0:01	SSA3	0.02475	1.38400	Oversupply
1/26/2020 14:13	0:01	SSA2	0.01763	1.48500	Oversupply
1/26/2020 14:14	0:01	SSA3	0.02373	1.56800	Oversupply
1/26/2020 14:14	0:01	SSA2	0.00643	1.26800	Oversupply
1/26/2020 14:15	0:01	SSA3	0.01143	1.34100	Oversupply
1/26/2020 14:15	0:01	SSA2	0.00308	1.19400	Oversupply
1/26/2020 14:15	0:01	SSA3	0.01143	1.19800	Oversupply
1/26/2020 14:16	0:01	SSA2	0.00308	1.49500	Oversupply
1/26/2020 14:16	0:01	SSA3	0.01194	1.95700	Oversupply
1/26/2020 14:17	0:01	SSA3	0.01194	1.95500	Oversupply
1/26/2020 14:17	0:01	SSA2	0.00308	2.04900	Oversupply
1/26/2020 14:18	0:01	SSA3	0.01169	2.16400	Oversupply
1/26/2020 14:18	0:01	SSA2	0.00308	2.09200	Oversupply
1/26/2020 14:18	0:01	SSA3	0.01194	2.30600	Oversupply
1/26/2020 14:19	0:01	SSA2	0.00308	2.09200	Oversupply
1/26/2020 14:19	0:01	SSA3	0.01194	1.36800	Oversupply
1/26/2020 14:20	0:01	SSA2	0.00308	1.28800	Oversupply
1/26/2020 14:20	0:01	SSA3	0.01143	1.70400	Oversupply
1/26/2020 14:20	0:01	SSA2	0.00308	1.76500	Oversupply
1/26/2020 14:21	0:01	SSA3	0.01194	1.55200	Oversupply
1/26/2020 14:21	0:01	SSA2	0.00308	1.96200	Oversupply
1/26/2020 14:22	0:01	SSA3	0.01194	1.75300	Oversupply
1/26/2020 14:22	0:01	SSA2	0.00308	2.08000	Oversupply
1/26/2020 14:22	0:01	SSA3	0.01169	1.99000	Oversupply
1/26/2020 14:23	0:01	SSA2	0.00308	1.92100	Oversupply
1/26/2020 14:23	0:01	SSA3	0.01194	1.87300	Oversupply
1/26/2020 14:24	0:01	SSA2	0.00308	1.63000	Oversupply
1/26/2020 14:24	0:01	SSA3	0.01194	1.73400	Oversupply
1/26/2020 14:25	0:01	SSA3	0.01169	2.17700	Oversupply
1/26/2020 14:25	0:01	SSA2	0.00308	2.07100	Oversupply
1/26/2020 14:27	0:01	SSA3	0.01169	2.63800	Oversupply
1/26/2020 14:27	0:01	SSA2	0.00302	2.07900	Oversupply
1/26/2020 14:28	0:01	SSA3	0.01169	1.00600	Oversupply
1/26/2020 14:28	0:01	SSA2	0.00308	2.07700	Oversupply
1/26/2020 14:29	0:01	SSA3	0.01194	0.17700	Oversupply



**Maui Curtailment Report**

**January 2020**

Start Date and Time	Duration (minutes)	IPP Curtailed	Estimated Curtailed MWH	Peak MW Curtailed	Reasons for Curtailment
1/26/2020 14:29	0:01	SSA2	0.00169	2.07100	Oversupply
1/26/2020 14:29	0:01	SSA3	0.00638	1.57700	Oversupply
1/26/2020 14:30	0:01	SSA2	-0.00049	2.07200	Oversupply
1/26/2020 14:30	0:01	SSA3	0.00387	2.60300	Oversupply
1/26/2020 14:31	0:01	SSA2	-0.00049	2.06300	Oversupply
1/26/2020 14:31	0:01	SSA3	0.00387	1.13900	Oversupply
1/26/2020 14:32	0:01	SSA2	-0.00049	2.06400	Oversupply
1/26/2020 14:32	0:01	SSA3	0.00379	1.21200	Oversupply
1/26/2020 14:32	0:01	SSA3	0.00387	2.37200	Oversupply
1/26/2020 14:33	0:01	SSA2	-0.00049	2.06200	Oversupply
1/26/2020 14:33	0:01	SSA3	0.00387	2.39100	Oversupply
1/26/2020 14:33	0:01	SSA2	-0.00049	2.06000	Oversupply
1/26/2020 14:34	0:01	SSA3	0.00379	1.93800	Oversupply
1/26/2020 18:53	0:01	KWP2	0.000133061	0.007983643	Oversupply
1/26/2020 22:33	0:01	KWP2	0.002611316	0.156678975	Oversupply
1/26/2020 23:12	0:21	KWP2	0.856937297	15.5062294	Oversupply
1/26/2020 23:34	0:02	KWP2	0.007562129	12.0832424	Oversupply
1/26/2020 23:40	0:14	KWP2	0.299461555	16.05510521	Oversupply
1/26/2020 23:56	0:02	KWP2	0.009633891	14.92741489	Oversupply
1/26/2020 23:59	0:04	KWP2	0.059407775	15.29865456	Oversupply
1/27/2020 0:04	0:01	KWP2	0.006477451	14.81664181	Oversupply
1/27/2020 2:39	0:01	KWP2	0.002079073	0.124744408	Oversupply
1/27/2020 3:48	0:05	KWP2	0.034081777	7.421793461	Oversupply
1/27/2020 3:56	0:02	KWP2	0.036923758	9.118317604	Oversupply
1/27/2020 3:59	0:02	KWP2	0.053372542	9.829859734	Oversupply
1/27/2020 4:03	1:51	KWP2	12.76241513	15.07112122	Oversupply
1/27/2020 4:55	0:01	AWE	0.004893653	15.89999962	Oversupply
1/27/2020 4:59	0:01	AWE	5.62668E-05	18.10000038	Oversupply
1/27/2020 5:04	0:33	AWE	1.530986596	20.39999962	Oversupply
1/27/2020 5:38	0:08	AWE	0.069560862	17.89999962	Oversupply
1/27/2020 5:56	0:03	KWP2	0.172584343	13.06024075	Oversupply
1/27/2020 9:23	0:01	SSA2	0.00081	1.11800	Oversupply
1/27/2020 9:25	0:01	SSA3	0.00317	1.82500	Oversupply
1/27/2020 9:25	0:01	SSA2	0.00079	1.11800	Oversupply
1/27/2020 9:26	0:01	SSA3	0.00317	1.65800	Oversupply
1/27/2020 9:26	0:01	SSA2	0.00081	1.12600	Oversupply
1/27/2020 9:26	0:01	SSA3	0.00310	0.12400	Oversupply
1/27/2020 9:27	0:01	SSA2	0.00079	0.46200	Oversupply
1/27/2020 9:27	0:01	SSA3	0.00317	1.10800	Oversupply
1/27/2020 9:28	0:01	SSA2	0.00081	0.72800	Oversupply
1/27/2020 9:28	0:01	SSA3	0.00310	0.30800	Oversupply
1/27/2020 9:29	0:01	SSA2	0.00097	0.07800	Oversupply
1/27/2020 9:29	0:01	SSA3	0.00317	0.82800	Oversupply
1/27/2020 9:29	0:01	SSA3	0.01067	1.12900	Oversupply
1/27/2020 9:30	0:01	SSA2	0.00705	0.81000	Oversupply
1/27/2020 9:30	0:01	SSA3	0.01328	1.23000	Oversupply
1/27/2020 9:30	0:01	SSA2	0.00705	1.18900	Oversupply
1/27/2020 9:31	0:01	SSA3	0.01328	1.48100	Oversupply
1/27/2020 9:31	0:01	SSA2	0.00705	1.19200	Oversupply
1/27/2020 9:32	0:01	SSA3	0.01300	1.19700	Oversupply
1/27/2020 9:32	0:01	SSA2	0.00705	0.98700	Oversupply
1/27/2020 9:33	0:01	SSA3	0.01386	1.20200	Oversupply
1/27/2020 9:33	0:01	SSA2	0.00705	0.64400	Oversupply
1/27/2020 9:33	0:01	SSA3	0.01328	0.38600	Oversupply
1/27/2020 9:34	0:01	SSA2	0.00705	0.59000	Oversupply
1/27/2020 9:34	0:01	SSA3	0.01357	0.86700	Oversupply
1/27/2020 9:35	0:02	SSA2	0.01410	0.48400	Oversupply
1/27/2020 9:35	0:01	SSA3	0.01415	0.60700	Oversupply
1/27/2020 9:36	0:01	SSA3	0.01328	0.70100	Oversupply
1/27/2020 9:36	0:01	SSA2	0.00705	0.17500	Oversupply
1/27/2020 9:36	0:01	SSA3	0.01300	0.75200	Oversupply
1/27/2020 9:37	0:01	SSA3	0.01328	0.60700	Oversupply
1/27/2020 9:37	0:01	SSA2	0.00705	0.62700	Oversupply
1/27/2020 9:38	0:01	SSA3	0.01300	0.99100	Oversupply
1/27/2020 9:38	0:01	SSA2	0.00705	0.52700	Oversupply
1/27/2020 9:39	0:01	SSA3	0.01328	0.62900	Oversupply
1/27/2020 9:39	0:01	SSA2	0.00705	0.62300	Oversupply
1/27/2020 9:40	0:01	SSA3	0.01357	0.71100	Oversupply
1/27/2020 9:40	0:01	SSA2	0.00705	0.64000	Oversupply
1/27/2020 9:40	0:01	SSA3	0.01300	0.81800	Oversupply
1/27/2020 9:41	0:01	SSA2	0.00705	0.91700	Oversupply
1/27/2020 9:41	0:01	SSA3	0.01300	1.01600	Oversupply
1/27/2020 9:42	0:01	SSA2	0.00705	0.35400	Oversupply



Maui Curtailment Report

January 2020

Start Date and Time	Duration (minutes)	IPP Curtailed	Estimated Curtailed MWH	Peak MW Curtailed	Reasons for Curtailment
1/27/2020 9:42	0:01	SSA3	0.01328	0.77400	Oversupply
1/27/2020 9:43	0:01	SSA2	0.00705	0.68300	Oversupply
1/27/2020 9:43	0:01	SSA3	0.01415	0.89400	Oversupply
1/27/2020 9:43	0:01	SSA3	0.01300	0.87700	Oversupply
1/27/2020 9:43	0:01	SSA2	0.00705	0.53200	Oversupply
1/27/2020 9:44	0:01	SSA3	0.01307	0.17900	Oversupply
1/27/2020 9:44	0:01	SSA2	0.00595	0.45600	Oversupply
1/27/2020 9:45	0:01	SSA3	0.01447	0.73500	Oversupply
1/27/2020 9:45	0:01	SSA2	0.00759	0.66200	Oversupply
1/27/2020 9:46	0:01	SSA3	0.01479	1.11300	Oversupply
1/27/2020 9:46	0:01	SSA2	0.00759	0.81000	Oversupply
1/27/2020 9:46	0:01	SSA3	0.01416	1.05700	Oversupply
1/27/2020 9:47	0:01	SSA2	0.00744	0.93100	Oversupply
1/27/2020 9:47	0:01	SSA3	0.01447	0.92400	Oversupply
1/27/2020 9:48	0:01	SSA2	0.00759	0.68300	Oversupply
1/27/2020 9:48	0:01	SSA3	0.01416	1.06000	Oversupply
1/27/2020 9:49	0:01	SSA2	0.00759	1.28200	Oversupply
1/27/2020 9:49	0:01	SSA3	0.01479	1.11300	Oversupply
1/27/2020 9:49	0:01	SSA2	0.00759	0.97600	Oversupply
1/27/2020 9:50	0:01	SSA3	0.01447	1.31800	Oversupply
1/27/2020 9:50	0:01	SSA3	0.01416	1.12800	Oversupply
1/27/2020 9:50	0:01	SSA2	0.00759	1.00200	Oversupply
1/27/2020 9:51	0:01	SSA3	0.01416	1.01100	Oversupply
1/27/2020 9:51	0:01	SSA2	0.00759	0.92000	Oversupply
1/27/2020 9:52	0:01	SSA3	0.01447	0.95200	Oversupply
1/27/2020 9:52	0:01	SSA2	0.00759	0.97700	Oversupply
1/27/2020 9:53	0:01	SSA3	0.01479	1.11500	Oversupply
1/27/2020 9:53	0:01	SSA2	0.00759	0.49700	Oversupply
1/27/2020 9:53	0:01	SSA3	0.01447	1.28300	Oversupply
1/27/2020 9:54	0:01	SSA2	0.00759	1.12900	Oversupply
1/27/2020 9:54	0:01	SSA3	0.01479	1.05400	Oversupply
1/27/2020 9:55	0:01	SSA2	0.00759	0.71500	Oversupply
1/27/2020 9:55	0:01	SSA3	0.01479	0.74300	Oversupply
1/27/2020 9:56	0:01	SSA2	0.00759	0.62300	Oversupply
1/27/2020 9:56	0:01	SSA3	0.01447	0.53900	Oversupply
1/27/2020 9:56	0:01	SSA2	0.00759	0.48500	Oversupply
1/27/2020 9:56	0:01	SSA3	0.01447	0.59200	Oversupply
1/27/2020 9:57	0:02	SSA3	0.02989	0.73700	Oversupply
1/27/2020 9:57	0:01	SSA2	0.00759	0.58500	Oversupply
1/27/2020 9:58	0:01	SSA2	0.00759	0.49700	Oversupply
1/27/2020 9:59	0:01	SSA3	0.01406	0.83000	Oversupply
1/27/2020 9:59	0:01	SSA2	0.00362	0.87500	Oversupply
1/27/2020 10:00	0:01	SSA3	0.00708	1.34600	Oversupply
1/27/2020 10:00	0:01	SSA2	-0.00031	1.35100	Oversupply
1/27/2020 10:00	0:01	SSA3	0.00723	1.87200	Oversupply
1/27/2020 10:01	0:01	SSA2	-0.00031	1.44200	Oversupply
1/27/2020 10:03	0:01	SSA2	-0.00031	1.47500	Oversupply
1/27/2020 10:03	0:01	SSA3	0.00723	2.23000	Oversupply
1/27/2020 10:05	0:01	SSA3	0.00723	2.25400	Oversupply
1/27/2020 10:05	0:01	SSA2	-0.00030	1.48500	Oversupply
1/27/2020 10:06	0:01	SSA3	0.00723	1.40400	Oversupply
1/27/2020 10:06	0:01	SSA2	-0.00031	1.49100	Oversupply
1/27/2020 10:07	0:01	SSA3	0.00692	0.91600	Oversupply
1/27/2020 10:07	0:01	SSA2	-0.00031	1.50000	Oversupply
1/27/2020 10:07	0:01	SSA3	0.00692	2.10600	Oversupply
1/27/2020 10:08	0:01	SSA2	-0.00031	1.27800	Oversupply
1/27/2020 10:08	0:01	SSA3	0.00708	1.38500	Oversupply
1/27/2020 10:09	0:01	SSA2	-0.00030	1.42400	Oversupply
1/27/2020 10:09	0:01	SSA3	0.00708	1.76100	Oversupply
1/27/2020 10:09	0:01	SSA2	-0.00031	1.42700	Oversupply
1/27/2020 10:10	0:01	SSA3	0.00754	1.64300	Oversupply
1/27/2020 10:10	0:01	SSA2	-0.00031	1.52400	Oversupply
1/27/2020 10:10	0:01	SSA3	0.00692	1.21800	Oversupply
1/27/2020 10:11	0:01	SSA2	-0.00031	1.54100	Oversupply
1/27/2020 10:12	0:01	SSA3	0.00692	2.30800	Oversupply
1/27/2020 10:12	0:01	SSA2	-0.00031	1.54900	Oversupply
1/27/2020 10:13	0:01	SSA3	0.00723	1.79700	Oversupply
1/27/2020 10:13	0:01	SSA2	-0.00031	1.55000	Oversupply
1/27/2020 10:13	0:01	SSA3	0.00723	0.12200	Oversupply
1/27/2020 10:14	0:01	SSA2	-0.00037	1.55700	Oversupply
1/27/2020 10:14	0:01	SSA3	0.00553	1.21400	Oversupply
1/27/2020 10:15	0:01	SSA2	0.00064	1.55900	Oversupply
1/27/2020 10:15	0:01	SSA2	0.00064	1.57300	Oversupply





**Maui Curtailment Report**

**January 2020**

Start Date and Time	Duration (minutes)	IPP Curtailed	Estimated Curtailed MWH	Peak MW Curtailed	Reasons for Curtailment
1/27/2020 10:16	0:01	SSA3	0.00657	2.32900	Oversupply
1/27/2020 10:16	0:01	SSA2	0.00062	1.57500	Oversupply
1/27/2020 10:17	0:01	SSA3	0.00629	0.13000	Oversupply
1/27/2020 10:17	0:01	SSA2	0.00064	1.10600	Oversupply
1/27/2020 10:17	0:01	SSA3	0.00643	0.51000	Oversupply
1/27/2020 10:18	0:01	SSA2	0.00062	1.39200	Oversupply
1/27/2020 10:18	0:01	SSA3	0.00671	1.81000	Oversupply
1/27/2020 10:19	0:01	SSA2	0.00064	1.38000	Oversupply
1/27/2020 10:19	0:01	SSA3	0.00643	1.37500	Oversupply
1/27/2020 10:20	0:01	SSA3	0.00643	1.85200	Oversupply
1/27/2020 10:20	0:01	SSA2	0.00061	1.49900	Oversupply
1/27/2020 10:20	0:01	SSA3	0.00643	2.05700	Oversupply
1/27/2020 10:21	0:01	SSA2	0.00064	1.60700	Oversupply
1/27/2020 10:21	0:01	SSA3	0.00629	1.62000	Oversupply
1/27/2020 10:21	0:01	SSA2	0.00064	1.61100	Oversupply
1/27/2020 10:22	0:01	SSA3	0.00643	2.04000	Oversupply
1/27/2020 10:22	0:01	SSA2	0.00062	1.62900	Oversupply
1/27/2020 10:23	0:01	SSA2	0.00064	1.63000	Oversupply
1/27/2020 10:43	0:01	SSA3	0.00112	2.55200	Oversupply
1/27/2020 10:44	0:01	SSA3	0.00110	2.01600	Oversupply
1/27/2020 10:44	0:01	SSA3	0.01579	0.15700	Oversupply
1/27/2020 10:45	0:01	SSA2	0.00934	1.78900	Oversupply
1/27/2020 10:45	0:01	SSA3	0.01984	1.35700	Oversupply
1/27/2020 10:46	0:01	SSA2	0.00934	1.57100	Oversupply
1/27/2020 10:46	0:01	SSA3	0.01941	1.93800	Oversupply
1/27/2020 10:47	0:01	SSA2	0.00934	1.48300	Oversupply
1/27/2020 10:47	0:01	SSA3	0.01941	0.94900	Oversupply
1/27/2020 10:47	0:01	SSA2	0.00934	0.64700	Oversupply
1/27/2020 10:47	0:01	SSA3	0.01899	1.48300	Oversupply
1/27/2020 10:48	0:01	SSA2	0.00934	1.37300	Oversupply
1/27/2020 10:48	0:01	SSA3	0.01941	0.83100	Oversupply
1/27/2020 10:49	0:01	SSA3	0.01984	1.81500	Oversupply
1/27/2020 10:49	0:01	SSA2	0.00934	1.45200	Oversupply
1/27/2020 10:50	0:01	SSA3	0.02026	1.23200	Oversupply
1/27/2020 10:50	0:01	SSA2	0.00934	1.20600	Oversupply
1/27/2020 10:51	0:01	SSA3	0.02152	1.30100	Oversupply
1/27/2020 10:51	0:01	SSA2	0.00934	1.14100	Oversupply
1/27/2020 10:51	0:01	SSA3	0.01899	1.33200	Oversupply
1/27/2020 10:52	0:01	SSA2	0.00898	1.22700	Oversupply
1/27/2020 10:52	0:01	SSA3	0.01941	1.06100	Oversupply
1/27/2020 10:53	0:01	SSA2	0.00934	0.92500	Oversupply
1/27/2020 10:53	0:01	SSA3	0.01941	0.96100	Oversupply
1/27/2020 10:53	0:01	SSA2	0.00934	0.61800	Oversupply
1/27/2020 10:54	0:01	SSA3	0.01984	0.95700	Oversupply
1/27/2020 10:54	0:01	SSA2	0.00934	0.96600	Oversupply
1/27/2020 10:55	0:01	SSA3	0.01984	1.10700	Oversupply
1/27/2020 10:55	0:01	SSA2	0.00934	0.73100	Oversupply
1/27/2020 10:55	0:01	SSA3	0.01941	0.82000	Oversupply
1/27/2020 10:56	0:01	SSA2	0.00934	1.00900	Oversupply
1/27/2020 10:56	0:01	SSA3	0.01984	1.05400	Oversupply
1/27/2020 10:57	0:01	SSA3	0.01941	1.03400	Oversupply
1/27/2020 10:57	0:01	SSA2	0.00916	1.05000	Oversupply
1/27/2020 10:58	0:01	SSA3	0.01941	1.18200	Oversupply
1/27/2020 10:58	0:01	SSA2	0.00934	1.07000	Oversupply
1/27/2020 10:58	0:01	SSA3	0.01984	0.72900	Oversupply
1/27/2020 10:59	0:01	SSA2	0.00934	0.48000	Oversupply
1/27/2020 10:59	0:01	SSA3	0.02356	0.93700	Oversupply
1/27/2020 10:59	0:01	SSA2	0.01718	0.93200	Oversupply
1/27/2020 11:00	0:01	SSA3	0.02793	1.05600	Oversupply
1/27/2020 11:00	0:01	SSA2	0.01858	0.81800	Oversupply
1/27/2020 11:01	0:01	SSA3	0.02734	0.56100	Oversupply
1/27/2020 11:01	0:01	SSA2	0.01858	0.56300	Oversupply
1/27/2020 11:01	0:01	SSA3	0.02734	0.41900	Oversupply
1/27/2020 11:02	0:01	SSA2	0.01858	0.21700	Oversupply
1/27/2020 11:02	0:01	SSA3	0.02674	0.40500	Oversupply
1/27/2020 11:03	0:01	SSA2	0.01858	0.42900	Oversupply
1/27/2020 11:03	0:01	SSA3	0.02674	0.45600	Oversupply
1/27/2020 11:04	0:01	SSA3	0.02793	0.19000	Oversupply
1/27/2020 11:04	0:01	SSA2	0.01858	0.35700	Oversupply
1/27/2020 11:05	0:01	SSA3	0.02734	0.68800	Oversupply
1/27/2020 11:05	0:01	SSA2	0.01858	0.78400	Oversupply
1/27/2020 11:05	0:01	SSA3	0.02793	0.80600	Oversupply
1/27/2020 11:06	0:01	SSA2	0.01858	0.91700	Oversupply



**Maui Curtailment Report**

January 2020

Start Date and Time	Duration (minutes)	IPP Curtailed	Estimated Curtailed MWH	Peak MW Curtailed	Reasons for Curtailment
1/27/2020 11:06	0:01	SSA3	0.02734	0.14800	Oversupply
1/27/2020 11:06	0:01	SSA2	0.01858	0.67200	Oversupply
1/27/2020 11:07	0:01	SSA3	0.02734	0.84600	Oversupply
1/27/2020 11:07	0:01	SSA2	0.01858	0.72100	Oversupply
1/27/2020 11:08	0:01	SSA3	0.02734	0.65300	Oversupply
1/27/2020 11:08	0:01	SSA2	0.01858	0.66700	Oversupply
1/27/2020 11:08	0:01	SSA3	0.02734	0.30000	Oversupply
1/27/2020 11:09	0:01	SSA2	0.01858	0.32900	Oversupply
1/27/2020 11:09	0:01	SSA3	0.02734	0.26000	Oversupply
1/27/2020 11:10	0:01	SSA2	0.01858	0.70700	Oversupply
1/27/2020 11:10	0:01	SSA3	0.02734	0.82100	Oversupply
1/27/2020 11:11	0:01	SSA3	0.02734	0.50900	Oversupply
1/27/2020 11:11	0:01	SSA2	0.01858	0.49300	Oversupply
1/27/2020 11:11	0:01	SSA3	0.02674	1.10900	Oversupply
1/27/2020 11:12	0:01	SSA2	0.01858	0.95000	Oversupply
1/27/2020 11:12	0:01	SSA3	0.02674	0.86900	Oversupply
1/27/2020 11:12	0:01	SSA2	0.01858	0.76600	Oversupply
1/27/2020 11:13	0:01	SSA3	0.02793	0.75700	Oversupply
1/27/2020 11:13	0:01	SSA2	0.01786	0.64900	Oversupply
1/27/2020 11:14	0:01	SSA3	0.02674	0.16900	Oversupply
1/27/2020 11:14	0:01	SSA2	0.02168	0.23200	Oversupply
1/27/2020 11:14	0:01	SSA3	0.03189	0.20300	Oversupply
1/27/2020 11:15	0:01	SSA2	0.02473	0.23500	Oversupply
1/27/2020 11:15	0:01	SSA3	0.03348	0.40200	Oversupply
1/27/2020 11:16	0:01	SSA2	0.02473	0.49600	Oversupply
1/27/2020 11:16	0:01	SSA3	0.03421	0.65500	Oversupply
1/27/2020 11:17	0:01	SSA2	0.02521	0.36200	Oversupply
1/27/2020 11:17	0:01	SSA3	0.03421	0.42800	Oversupply
1/27/2020 11:18	0:01	SSA3	0.03348	0.25500	Oversupply
1/27/2020 11:18	0:01	SSA2	0.02473	0.23900	Oversupply
1/27/2020 11:18	0:01	SSA3	0.03421	0.47400	Oversupply
1/27/2020 11:19	0:01	SSA2	0.02473	0.41000	Oversupply
1/27/2020 11:19	0:01	SSA3	0.03421	0.21500	Oversupply
1/27/2020 11:19	0:01	SSA2	0.02473	0.24500	Oversupply
1/27/2020 11:20	0:01	SSA3	0.03348	0.22900	Oversupply
1/27/2020 11:20	0:01	SSA2	0.02378	0.41700	Oversupply
1/27/2020 11:21	0:01	SSA3	0.03348	0.44900	Oversupply
1/27/2020 11:21	0:01	SSA2	0.02426	0.61600	Oversupply
1/27/2020 11:21	0:01	SSA3	0.03275	0.24600	Oversupply
1/27/2020 11:22	0:01	SSA2	0.02426	0.16600	Oversupply
1/27/2020 11:22	0:01	SSA3	0.03348	0.03700	Oversupply
1/27/2020 11:23	0:03	SSA2	0.07419	0.27100	Oversupply
1/27/2020 11:23	0:01	SSA3	0.03421	0.11600	Oversupply
1/27/2020 11:24	0:01	BS250	Data not available	Data not available	Oversupply
1/27/2020 11:24	0:01	ESB	Data not available	Data not available	Oversupply
1/27/2020 11:24	0:01	AWE	0.001401361	20.69999886	Oversupply
1/27/2020 11:24	0:02	SSA3	0.06695	0.03100	Oversupply
1/27/2020 11:25	0:01	SSA3	0.03348	0.07600	Oversupply
1/27/2020 11:25	0:01	SSA2	0.02473	0.06100	Oversupply
1/27/2020 11:26	0:01	SSA3	0.03421	0.06900	Oversupply
1/27/2020 11:26	0:01	SSA2	0.02473	0.09000	Oversupply
1/27/2020 11:27	0:01	SSA3	0.03348	0.09300	Oversupply
1/27/2020 11:27	0:01	SSA2	0.02426	0.04700	Oversupply
1/27/2020 11:28	0:01	SSA3	0.03348	0.06700	Oversupply
1/27/2020 11:28	0:01	SSA2	0.02473	0.07500	Oversupply
1/27/2020 11:28	0:01	SSA3	0.03421	0.05200	Oversupply
1/27/2020 11:29	0:01	SSA2	0.02527	0.09400	Oversupply
1/27/2020 11:29	0:01	SSA3	0.03533	0.17400	Oversupply
1/27/2020 11:30	0:01	SSA2	0.02806	0.11200	Oversupply
1/27/2020 11:30	0:01	SSA3	0.04053	0.40900	Oversupply
1/27/2020 11:31	0:01	SSA2	0.02806	0.31200	Oversupply
1/27/2020 11:31	0:01	SSA3	0.03663	0.07400	Oversupply
1/27/2020 11:31	0:01	SSA2	0.02806	0.22300	Oversupply
1/27/2020 11:32	0:01	SSA3	0.03663	0.19400	Oversupply
1/27/2020 11:32	0:02	SSA2	0.05612	0.02000	Oversupply
1/27/2020 11:32	0:02	SSA3	0.07171	0.01800	Oversupply
1/27/2020 11:33	0:02	BS250	Data not available	Data not available	Oversupply
1/27/2020 11:33	0:02	ESB	Data not available	Data not available	Oversupply
1/27/2020 11:34	0:01	SSA3	0.03663	0.01900	Oversupply
1/27/2020 11:34	0:01	SSA2	0.02806	0.02500	Oversupply
1/27/2020 11:35	0:01	SSA3	0.03585	0.01000	Oversupply
1/27/2020 11:35	0:06	SSA2	0.19641	0.18400	Oversupply
1/27/2020 11:35	0:06	SSA3	0.29541	0.01100	Oversupply



Maui Curtailment Report

January 2020

Start Date and Time	Duration (minutes)	IPP Curtailed	Estimated Curtailed MWH	Peak MW Curtailed	Reasons for Curtailment
1/27/2020 11:37	0:04	BS250	Data not available	Data not available	Oversupply
1/27/2020 11:37	0:04	ESB	Data not available	Data not available	Oversupply
1/27/2020 11:38	0:01	AWE	0.006144841	19.79999924	Oversupply
1/27/2020 11:40	0:06	KWPPII	0.019034078	0.425128967	Oversupply
1/27/2020 11:40	0:02	AWE	0.009884199	19.5	Oversupply
1/27/2020 11:41	0:01	SSA2	0.02806	0.20500	Oversupply
1/27/2020 11:42	0:25	BS250	Data not available	Data not available	Oversupply
1/27/2020 11:42	0:25	ESB	Data not available	Data not available	Oversupply
1/27/2020 11:42	0:01	SSA3	0.03585	-0.00300	Oversupply
1/27/2020 11:42	0:01	SSA2	0.02806	0.02600	Oversupply
1/27/2020 11:43	0:01	AWE	0.002309736	20	Oversupply
1/27/2020 11:43	0:22	SSA3	1.03843	0.00000	Oversupply
1/27/2020 11:43	0:22	SSA2	0.73577	0.00900	Oversupply
1/27/2020 11:47	0:18	KWPPII	0.176443348	0.974004388	Oversupply
1/27/2020 11:47	0:01	AWE	0.00868063	20.29999924	Oversupply
1/27/2020 11:49	0:03	AWE	0.008776697	19.69999886	Oversupply
1/27/2020 11:54	0:02	AWE	0.01508433	19.69999886	Oversupply
1/27/2020 11:58	0:07	AWE	0.025512632	20.29999924	Oversupply
1/27/2020 12:04	0:01	SSA2	0.02915	0.09000	Oversupply
1/27/2020 12:04	0:01	SSA3	0.03657	0.02600	Oversupply
1/27/2020 12:05	0:01	SSA3	0.03577	0.00000	Oversupply
1/27/2020 12:05	0:01	SSA2	0.02973	0.09900	Oversupply
1/27/2020 12:06	0:01	SSA3	0.03657	0.01400	Oversupply
1/27/2020 12:06	0:01	SSA2	0.02973	0.24100	Oversupply
1/27/2020 12:07	0:01	SSA3	0.03736	0.10000	Oversupply
1/27/2020 12:07	0:01	SSA2	0.02973	0.00600	Oversupply
1/27/2020 12:07	0:01	SSA3	0.03657	0.06500	Oversupply
1/27/2020 12:08	0:01	SSA2	0.02973	0.09600	Oversupply
1/27/2020 12:08	0:01	SSA3	0.03657	0.01400	Oversupply
1/27/2020 12:09	0:24	BS250	Data not available	Data not available	Oversupply
1/27/2020 12:09	0:24	ESB	Data not available	Data not available	Oversupply
1/27/2020 12:09	0:10	KWPPII	0.035360688	0.393194377	Oversupply
1/27/2020 12:09	0:02	AWE	0.004996777	20.29999924	Oversupply
1/27/2020 12:09	0:10	SSA2	0.32785	0.18000	Oversupply
1/27/2020 12:09	0:35	SSA3	1.67401	0.00600	Oversupply
1/27/2020 12:14	0:03	AWE	0.013364315	19.69999886	Oversupply
1/27/2020 12:18	0:01	AWE	0.001905664	19.10000038	Oversupply
1/27/2020 12:18	0:01	SSA2	0.03007	0.00800	Oversupply
1/27/2020 12:19	0:25	SSA2	0.86885	0.00500	Oversupply
1/27/2020 12:20	0:08	KWPPII	0.058149675	0.619730234	Oversupply
1/27/2020 12:20	0:07	AWE	0.033819326	19.60000038	Oversupply
1/27/2020 12:29	0:15	KWPPII	0.10840223	0.870217025	Oversupply
1/27/2020 12:30	0:04	AWE	0.022147338	20	Oversupply
1/27/2020 12:34	0:11	BS250	Data not available	Data not available	Oversupply
1/27/2020 12:34	0:11	ESB	Data not available	Data not available	Oversupply
1/27/2020 12:36	0:02	AWE	0.005048084	20.29999924	Oversupply
1/27/2020 12:40	0:03	AWE	0.015939331	20.10000038	Oversupply
1/27/2020 12:44	0:01	SSA3	0.03264	-0.00300	Oversupply
1/27/2020 12:44	0:01	SSA2	0.02190	0.01300	Oversupply
1/27/2020 12:45	0:01	KWPPII	0.003256951	0.511951089	Oversupply
1/27/2020 12:45	0:01	SSA3	0.02003	0.03900	Oversupply
1/27/2020 12:45	0:01	SSA2	0.01083	0.01700	Oversupply
1/27/2020 12:46	0:01	SSA3	0.01960	0.30400	Oversupply
1/27/2020 12:46	0:01	SSA2	0.01083	0.53000	Oversupply
1/27/2020 12:46	0:01	SSA3	0.02003	0.34500	Oversupply
1/27/2020 12:47	0:01	SSA2	0.01083	0.40600	Oversupply
1/27/2020 12:47	0:01	SSA3	0.01960	0.79300	Oversupply
1/27/2020 12:47	0:01	SSA2	0.01062	0.96300	Oversupply
1/27/2020 12:48	0:01	SSA3	0.01917	1.46100	Oversupply
1/27/2020 12:48	0:01	SSA2	0.01083	1.40900	Oversupply
1/27/2020 12:49	0:01	SSA3	0.02003	1.98500	Oversupply
1/27/2020 12:49	0:01	SSA2	0.01083	2.09500	Oversupply
1/27/2020 12:49	0:01	SSA3	0.01960	2.03500	Oversupply
1/27/2020 12:50	0:01	SSA2	0.01083	1.97700	Oversupply
1/27/2020 12:50	0:01	SSA3	0.02003	2.15600	Oversupply
1/27/2020 12:51	0:01	SSA3	0.02045	2.61000	Oversupply
1/27/2020 12:51	0:01	SSA2	0.01083	2.15700	Oversupply
1/27/2020 12:52	0:01	SSA3	0.02003	1.97800	Oversupply
1/27/2020 12:52	0:01	SSA2	0.01083	2.15600	Oversupply
1/27/2020 12:52	0:01	SSA3	0.01960	1.87500	Oversupply
1/27/2020 12:53	0:01	SSA2	0.01042	1.86600	Oversupply
1/27/2020 12:53	0:01	SSA3	0.02003	1.54900	Oversupply
1/27/2020 12:53	0:01	SSA2	0.01083	1.62500	Oversupply



**Maui Curtailment Report**

**January 2020**

Start Date and Time	Duration (minutes)	IPP Curtailed	Estimated Curtailed MWH	Peak MW Curtailed	Reasons for Curtailment
1/27/2020 12:54	0:01	SSA3	0.01960	0.97600	Oversupply
1/27/2020 12:54	0:01	SSA2	0.01083	1.24700	Oversupply
1/27/2020 12:55	0:01	SSA3	0.02003	1.84500	Oversupply
1/27/2020 12:55	0:01	SSA2	0.01083	1.45700	Oversupply
1/27/2020 12:56	0:01	SSA3	0.02003	1.18700	Oversupply
1/27/2020 12:56	0:01	SSA2	0.01083	1.44000	Oversupply
1/27/2020 12:56	0:01	SSA3	0.01960	1.52700	Oversupply
1/27/2020 12:57	0:01	SSA2	0.01083	1.12000	Oversupply
1/27/2020 12:57	0:01	SSA3	0.01960	0.15500	Oversupply
1/27/2020 12:58	0:01	SSA2	0.01083	1.15100	Oversupply
1/27/2020 12:58	0:01	SSA3	0.02003	1.19600	Oversupply
1/27/2020 12:59	0:01	SSA2	0.01063	1.29400	Oversupply
1/27/2020 12:59	0:01	SSA3	0.01960	0.99200	Oversupply
1/27/2020 12:59	0:01	SSA3	0.01690	1.34700	Oversupply
1/27/2020 13:00	0:01	SSA2	0.00731	1.36800	Oversupply
1/27/2020 13:00	0:01	SSA3	0.01668	1.56900	Oversupply
1/27/2020 13:00	0:01	SSA2	0.00731	1.63100	Oversupply
1/27/2020 13:01	0:01	SSA3	0.01633	1.60200	Oversupply
1/27/2020 13:01	0:01	SSA2	0.00731	1.61700	Oversupply
1/27/2020 13:02	0:01	SSA3	0.01669	2.16600	Oversupply
1/27/2020 13:02	0:01	SSA2	0.00731	2.15500	Oversupply
1/27/2020 13:03	0:01	SSA3	0.01633	2.09800	Oversupply
1/27/2020 13:03	0:01	SSA2	0.00731	1.65400	Oversupply
1/27/2020 13:03	0:01	SSA3	0.01633	1.76500	Oversupply
1/27/2020 13:04	0:01	SSA2	0.00731	1.30000	Oversupply
1/27/2020 13:04	0:01	SSA3	0.01668	1.76000	Oversupply
1/27/2020 13:05	0:01	SSA2	0.00731	1.66600	Oversupply
1/27/2020 13:05	0:01	SSA3	0.01669	1.54200	Oversupply
1/27/2020 13:06	0:01	SSA2	0.00731	2.16100	Oversupply
1/27/2020 13:06	0:01	SSA3	0.01633	1.89900	Oversupply
1/27/2020 13:06	0:01	SSA3	0.01668	1.40600	Oversupply
1/27/2020 13:06	0:01	SSA2	0.00731	1.46200	Oversupply
1/27/2020 13:07	0:01	SSA3	0.01633	1.74100	Oversupply
1/27/2020 13:07	0:01	SSA2	0.00703	1.52400	Oversupply
1/27/2020 13:08	0:01	SSA3	0.01669	1.36600	Oversupply
1/27/2020 13:08	0:01	SSA2	0.00731	1.62000	Oversupply
1/27/2020 13:09	0:01	SSA3	0.01668	1.21400	Oversupply
1/27/2020 13:09	0:01	SSA2	0.00731	1.46600	Oversupply
1/27/2020 13:10	0:01	SSA3	0.01633	1.60200	Oversupply
1/27/2020 13:10	0:01	SSA2	0.00731	1.73500	Oversupply
1/27/2020 13:10	0:01	SSA3	0.01669	2.05800	Oversupply
1/27/2020 13:11	0:01	SSA2	0.00731	1.83100	Oversupply
1/27/2020 13:11	0:01	SSA3	0.01633	1.68800	Oversupply
1/27/2020 13:12	0:01	SSA2	0.00731	1.45800	Oversupply
1/27/2020 13:12	0:01	SSA3	0.01669	1.37700	Oversupply
1/27/2020 13:13	0:01	SSA2	0.00731	1.28600	Oversupply
1/27/2020 13:13	0:01	SSA3	0.01633	1.40300	Oversupply
1/27/2020 13:13	0:01	SSA2	0.00731	1.05000	Oversupply
1/27/2020 13:13	0:01	SSA3	0.01633	0.97100	Oversupply
1/27/2020 13:14	0:01	SSA3	0.01734	1.06900	Oversupply
1/27/2020 13:14	0:01	SSA2	0.00764	1.33100	Oversupply
1/27/2020 13:15	0:01	SSA3	0.01778	1.51100	Oversupply
1/27/2020 13:15	0:01	SSA2	0.00777	1.03600	Oversupply
1/27/2020 13:16	0:01	SSA3	0.01740	1.74800	Oversupply
1/27/2020 13:16	0:01	SSA2	0.00777	1.86900	Oversupply
1/27/2020 13:17	0:01	SSA3	0.02081	2.07700	Oversupply
1/27/2020 13:17	0:01	SSA2	0.00777	2.14700	Oversupply
1/27/2020 13:17	0:01	SSA3	0.01702	2.18600	Oversupply
1/27/2020 13:18	0:01	SSA2	0.00777	2.13700	Oversupply
1/27/2020 13:18	0:01	SSA3	0.01703	1.85400	Oversupply
1/27/2020 13:19	0:01	SSA2	0.00762	1.55200	Oversupply
1/27/2020 13:19	0:01	SSA3	0.01854	1.78200	Oversupply
1/27/2020 13:19	0:01	SSA2	0.00777	1.72600	Oversupply
1/27/2020 13:20	0:01	SSA3	0.01778	2.13200	Oversupply
1/27/2020 13:20	0:01	SSA2	0.00777	1.93200	Oversupply
1/27/2020 13:21	0:01	SSA3	0.01740	1.73700	Oversupply
1/27/2020 13:21	0:01	SSA2	0.00747	1.97900	Oversupply
1/27/2020 13:21	0:01	SSA3	0.01740	2.05300	Oversupply
1/27/2020 13:22	0:01	SSA2	0.00777	2.12300	Oversupply
1/27/2020 13:22	0:01	SSA3	0.01740	2.23000	Oversupply
1/27/2020 13:23	0:01	SSA3	0.01740	1.81100	Oversupply
1/27/2020 13:23	0:01	SSA2	0.00777	1.82000	Oversupply
1/27/2020 13:24	0:01	SSA3	0.01702	1.60700	Oversupply



Maui Curtailment Report

January 2020

Start Date and Time	Duration (minutes)	IPP Curtailed	Estimated Curtailed MWH	Peak MW Curtailed	Reasons for Curtailment
1/27/2020 13:24	0:01	SSA2	0.00777	1.51200	Oversupply
1/27/2020 13:24	0:01	SSA3	0.01702	1.07400	Oversupply
1/27/2020 13:25	0:01	SSA2	0.00777	0.92800	Oversupply
1/27/2020 13:25	0:01	SSA3	0.01778	1.23500	Oversupply
1/27/2020 13:25	0:01	SSA2	0.00777	1.07600	Oversupply
1/27/2020 13:26	0:01	SSA3	0.01778	0.07200	Oversupply
1/27/2020 13:26	0:01	SSA2	0.00777	1.23300	Oversupply
1/27/2020 13:27	0:01	SSA3	0.01740	0.91500	Oversupply
1/27/2020 13:27	0:01	SSA2	0.00777	0.99100	Oversupply
1/27/2020 13:27	0:01	SSA3	0.01778	0.70400	Oversupply
1/27/2020 13:28	0:01	SSA2	0.00777	0.90600	Oversupply
1/27/2020 13:28	0:01	SSA3	0.01967	0.78500	Oversupply
1/27/2020 13:29	0:01	SSA2	0.00727	1.54400	Oversupply
1/27/2020 13:29	0:01	SSA3	0.01611	1.77700	Oversupply
1/27/2020 13:30	0:01	SSA2	0.00633	1.86900	Oversupply
1/27/2020 13:30	0:01	SSA3	0.01597	1.79400	Oversupply
1/27/2020 13:31	0:01	SSA3	0.01531	1.44000	Oversupply
1/27/2020 13:31	0:01	SSA2	0.00633	1.50100	Oversupply
1/27/2020 13:31	0:01	SSA3	0.01497	1.69900	Oversupply
1/27/2020 13:32	0:01	SSA2	0.00633	1.71500	Oversupply
1/27/2020 13:32	0:01	SSA3	0.01531	2.10800	Oversupply
1/27/2020 13:32	0:01	SSA2	0.00620	2.11700	Oversupply
1/27/2020 13:33	0:01	SSA3	0.01564	1.74000	Oversupply
1/27/2020 13:33	0:01	SSA2	0.00633	1.60000	Oversupply
1/27/2020 13:34	0:01	SSA3	0.01531	1.83000	Oversupply
1/27/2020 13:34	0:01	SSA2	0.00633	1.97300	Oversupply
1/27/2020 13:34	0:01	SSA3	0.01564	2.21300	Oversupply
1/27/2020 13:35	0:01	SSA2	0.00633	1.79900	Oversupply
1/27/2020 13:35	0:01	SSA3	0.01564	1.67700	Oversupply
1/27/2020 13:36	0:01	SSA2	0.00633	1.44300	Oversupply
1/27/2020 13:36	0:01	SSA3	0.01531	1.30600	Oversupply
1/27/2020 13:37	0:01	SSA2	0.00608	1.43000	Oversupply
1/27/2020 13:37	0:01	SSA3	0.01564	1.52300	Oversupply
1/27/2020 13:38	0:01	SSA2	0.00633	1.84000	Oversupply
1/27/2020 13:38	0:01	SSA3	0.01564	1.94300	Oversupply
1/27/2020 13:38	0:01	SSA3	0.01531	2.05900	Oversupply
1/27/2020 13:38	0:01	SSA2	0.00633	1.96600	Oversupply
1/27/2020 13:39	0:01	SSA3	0.01564	2.02000	Oversupply
1/27/2020 13:39	0:01	SSA2	0.00633	1.95400	Oversupply
1/27/2020 13:40	0:01	SSA3	0.01564	1.31900	Oversupply
1/27/2020 13:40	0:01	SSA2	0.00633	1.63800	Oversupply
1/27/2020 13:41	0:01	SSA3	0.01531	0.93200	Oversupply
1/27/2020 13:41	0:01	SSA2	0.00633	0.85900	Oversupply
1/27/2020 13:41	0:01	SSA3	0.01564	1.67400	Oversupply
1/27/2020 13:42	0:01	SSA2	0.00633	1.60000	Oversupply
1/27/2020 13:42	0:01	SSA3	0.01531	0.94100	Oversupply
1/27/2020 13:43	0:01	SSA2	0.00608	1.55700	Oversupply
1/27/2020 13:43	0:01	SSA3	0.01531	1.50900	Oversupply
1/27/2020 13:44	0:01	SSA2	0.00633	2.09800	Oversupply
1/27/2020 13:44	0:01	SSA3	0.01542	2.32000	Oversupply
1/27/2020 13:44	0:01	SSA2	0.00426	2.15900	Oversupply
1/27/2020 13:45	0:01	SSA3	0.01280	1.74400	Oversupply
1/27/2020 13:45	0:01	SSA2	0.00413	1.61700	Oversupply
1/27/2020 13:45	0:01	SSA3	0.01308	1.56900	Oversupply
1/27/2020 13:46	0:01	SSA3	0.01308	1.62900	Oversupply
1/27/2020 13:46	0:01	SSA2	0.00413	1.72500	Oversupply
1/27/2020 13:47	0:01	SSA3	0.01280	1.55000	Oversupply
1/27/2020 13:47	0:01	SSA2	0.00413	1.64600	Oversupply
1/27/2020 13:48	0:01	SSA3	0.01308	2.20400	Oversupply
1/27/2020 13:48	0:01	SSA2	0.00397	2.02800	Oversupply
1/27/2020 13:48	0:01	SSA3	0.01308	1.55900	Oversupply
1/27/2020 13:49	0:01	SSA2	0.00413	1.64600	Oversupply
1/27/2020 13:49	0:01	SSA3	0.01280	2.32800	Oversupply
1/27/2020 13:50	0:01	SSA2	0.00413	1.88300	Oversupply
1/27/2020 13:50	0:01	SSA3	0.01308	1.59600	Oversupply
1/27/2020 13:50	0:01	SSA2	0.00413	2.04900	Oversupply
1/27/2020 13:51	0:01	SSA3	0.01392	1.87200	Oversupply
1/27/2020 13:51	0:01	SSA2	0.00413	1.53200	Oversupply
1/27/2020 13:52	0:01	SSA3	0.01252	1.24000	Oversupply
1/27/2020 13:52	0:01	SSA2	0.00413	1.53600	Oversupply
1/27/2020 13:52	0:01	SSA3	0.01308	1.50000	Oversupply
1/27/2020 13:53	0:01	SSA2	0.00413	1.26000	Oversupply
1/27/2020 13:53	0:01	SSA3	0.01308	1.27500	Oversupply



**Maui Curtailment Report**

January 2020

Start Date and Time	Duration (minutes)	IPP Curtailed	Estimated Curtailed MWH	Peak MW Curtailed	Reasons for Curtailment
1/27/2020 13:54	0:01	SSA3	0.01252	1.53000	Oversupply
1/27/2020 13:54	0:01	SSA2	0.00413	1.54900	Oversupply
1/27/2020 13:55	0:01	SSA3	0.01280	1.83800	Oversupply
1/27/2020 13:55	0:01	SSA2	0.00413	1.62500	Oversupply
1/27/2020 13:55	0:01	SSA3	0.01308	1.69200	Oversupply
1/27/2020 13:56	0:01	SSA2	0.00413	1.92900	Oversupply
1/27/2020 13:56	0:01	SSA3	0.01280	2.06000	Oversupply
1/27/2020 13:57	0:01	SSA2	0.00413	2.10700	Oversupply
1/27/2020 13:57	0:01	SSA3	0.01308	2.10800	Oversupply
1/27/2020 13:57	0:01	SSA2	0.00413	2.10600	Oversupply
1/27/2020 13:58	0:01	SSA3	0.01280	2.75600	Oversupply
1/27/2020 13:59	0:01	SSA3	0.01280	2.75600	Oversupply
1/27/2020 13:59	0:01	SSA2	0.00768	2.10300	Oversupply
1/27/2020 13:59	0:01	SSA3	0.01828	1.26000	Oversupply
1/27/2020 14:00	0:01	SSA2	0.01008	2.11600	Oversupply
1/27/2020 14:00	0:01	SSA3	0.01902	1.88600	Oversupply
1/27/2020 14:01	0:01	SSA2	0.01008	1.32400	Oversupply
1/27/2020 14:01	0:01	SSA3	0.01862	1.58100	Oversupply
1/27/2020 14:02	0:01	SSA3	0.01902	1.43100	Oversupply
1/27/2020 14:02	0:01	SSA2	0.01008	1.31900	Oversupply
1/27/2020 14:02	0:01	SSA3	0.01862	1.51900	Oversupply
1/27/2020 14:03	0:01	SSA2	0.00989	1.58600	Oversupply
1/27/2020 14:03	0:01	SSA3	0.01821	1.91000	Oversupply
1/27/2020 14:03	0:01	SSA2	0.01008	1.83600	Oversupply
1/27/2020 14:04	0:01	SSA3	0.01902	1.74400	Oversupply
1/27/2020 14:04	0:01	SSA2	0.01008	1.58100	Oversupply
1/27/2020 14:05	0:01	SSA3	0.01983	1.61800	Oversupply
1/27/2020 14:05	0:01	SSA2	0.01008	1.64300	Oversupply
1/27/2020 14:06	0:01	SSA3	0.01821	1.03400	Oversupply
1/27/2020 14:06	0:01	SSA2	0.01008	1.34200	Oversupply
1/27/2020 14:06	0:01	SSA3	0.01983	1.82400	Oversupply
1/27/2020 14:07	0:01	SSA2	0.01008	0.87000	Oversupply
1/27/2020 14:07	0:01	SSA3	0.01862	0.85000	Oversupply
1/27/2020 14:08	0:01	SSA2	0.01008	1.28900	Oversupply
1/27/2020 14:08	0:01	SSA3	0.01821	1.52500	Oversupply
1/27/2020 14:09	0:01	SSA3	0.01902	1.13600	Oversupply
1/27/2020 14:09	0:01	SSA2	0.01008	1.29900	Oversupply
1/27/2020 14:09	0:01	SSA3	0.01902	1.39400	Oversupply
1/27/2020 14:10	0:01	SSA2	0.00989	1.44400	Oversupply
1/27/2020 14:10	0:01	SSA3	0.01862	1.08000	Oversupply
1/27/2020 14:10	0:01	SSA2	0.01008	1.36200	Oversupply
1/27/2020 14:11	0:01	SSA3	0.01902	1.70500	Oversupply
1/27/2020 14:11	0:01	SSA2	0.01008	1.35100	Oversupply
1/27/2020 14:12	0:01	SSA3	0.01902	0.85800	Oversupply
1/27/2020 14:12	0:01	SSA2	0.01008	0.68000	Oversupply
1/27/2020 14:13	0:01	SSA3	0.01821	1.14700	Oversupply
1/27/2020 14:13	0:01	SSA2	0.01008	0.99600	Oversupply
1/27/2020 14:13	0:01	SSA3	0.01821	0.95600	Oversupply
1/27/2020 14:14	0:01	SSA2	0.00818	1.19800	Oversupply
1/27/2020 14:14	0:01	SSA3	0.01381	1.01800	Oversupply
1/27/2020 14:15	0:01	SSA2	0.00176	0.80800	Oversupply
1/27/2020 14:15	0:01	SSA3	0.00485	1.02600	Oversupply
1/27/2020 14:16	0:01	SSA2	0.00176	1.31000	Oversupply
1/27/2020 14:16	0:01	SSA3	0.00495	1.60800	Oversupply
1/27/2020 14:16	0:01	SSA3	0.00495	1.97400	Oversupply
1/27/2020 14:16	0:01	SSA2	0.00176	2.04800	Oversupply
1/27/2020 14:17	0:01	SSA3	0.00485	2.27800	Oversupply
1/27/2020 14:17	0:01	SSA2	0.00176	2.06800	Oversupply
1/27/2020 14:18	0:01	SSA3	0.00485	1.89700	Oversupply
1/27/2020 14:18	0:01	SSA2	0.00172	2.06800	Oversupply
1/27/2020 14:19	0:01	SSA3	0.00527	2.53500	Oversupply
1/27/2020 14:19	0:01	SSA2	0.00176	2.07100	Oversupply
1/27/2020 14:20	0:01	SSA3	0.00474	2.45500	Oversupply
1/27/2020 14:20	0:01	SSA2	0.00176	2.06000	Oversupply
1/27/2020 14:20	0:01	SSA3	0.00485	2.32100	Oversupply
1/27/2020 14:21	0:01	SSA2	0.00176	2.05500	Oversupply
1/27/2020 14:21	0:01	SSA3	0.00495	2.59700	Oversupply
1/27/2020 14:23	0:01	SSA2	0.00176	2.07000	Oversupply
1/27/2020 18:45	0:01	KWPPI	0.002661214	0.159672841	Oversupply
1/28/2020 3:08	0:47	KWPPI	6.809029369	13.47139835	Oversupply
1/28/2020 3:24	0:20	AWE	0.407170058	16.29999924	Oversupply
1/28/2020 3:45	0:01	AWE	0.005023909	15.30000019	Oversupply
1/28/2020 3:50	0:01	AWE	0.005648947	15.59999943	Oversupply



Maui Curtailment Report

January 2020

Start Date and Time	Duration (minutes)	IPP Curtailed	Estimated Curtailed MWH	Peak MW Curtailed	Reasons for Curtailment
1/28/2020 3:57	1:09	KWPll	5.66830581	12.21796703	Oversupply
1/28/2020 4:00	0:01	AWE	0.007893975	17.5	Oversupply
1/28/2020 4:02	0:01	AWE	0.007726955	17.39999962	Oversupply
1/28/2020 7:04	0:01	KWPll	0.000432447	0.025946837	Oversupply
1/28/2020 9:19	0:01	SSA2	0.00393	0.89400	Oversupply
1/28/2020 9:19	0:01	SSA3	0.00756	1.73700	Oversupply
1/28/2020 9:20	0:01	SSA2	0.00393	1.07400	Oversupply
1/28/2020 9:20	0:01	SSA3	0.00773	0.56900	Oversupply
1/28/2020 9:20	0:01	SSA2	0.00386	1.07500	Oversupply
1/28/2020 9:21	0:01	SSA3	0.00773	0.33100	Oversupply
1/28/2020 9:21	0:01	SSA2	0.00378	0.49700	Oversupply
1/28/2020 9:22	0:01	SSA3	0.00756	1.20700	Oversupply
1/28/2020 9:22	0:01	SSA2	0.00393	0.70500	Oversupply
1/28/2020 9:22	0:01	SSA3	0.00773	0.41100	Oversupply
1/28/2020 9:23	0:01	SSA2	0.00393	0.13900	Oversupply
1/28/2020 9:23	0:01	SSA3	0.00773	0.39500	Oversupply
1/28/2020 9:24	0:01	SSA2	0.00393	0.14400	Oversupply
1/28/2020 9:24	0:01	SSA3	0.00756	0.22800	Oversupply
1/28/2020 9:25	0:01	SSA2	0.00393	0.19500	Oversupply
1/28/2020 9:25	0:01	SSA3	0.00756	0.24000	Oversupply
1/28/2020 9:26	0:01	SSA3	0.00789	0.27600	Oversupply
1/28/2020 9:26	0:01	SSA2	0.00393	0.23000	Oversupply
1/28/2020 9:26	0:01	SSA3	0.00756	1.08000	Oversupply
1/28/2020 9:26	0:01	SSA2	0.00393	0.51400	Oversupply
1/28/2020 9:27	0:01	SSA3	0.00740	1.15000	Oversupply
1/28/2020 9:27	0:01	SSA2	0.00393	1.04100	Oversupply
1/28/2020 9:28	0:01	SSA3	0.00756	1.28200	Oversupply
1/28/2020 9:28	0:01	SSA2	0.00393	1.01400	Oversupply
1/28/2020 9:29	0:01	SSA3	0.00756	0.96400	Oversupply
1/28/2020 9:29	0:01	SSA2	0.00541	0.71300	Oversupply
1/28/2020 9:29	0:01	SSA3	0.01007	0.63700	Oversupply
1/28/2020 9:30	0:01	SSA2	0.00836	0.42900	Oversupply
1/28/2020 9:30	0:01	SSA3	0.01286	0.69700	Oversupply
1/28/2020 9:31	0:01	SSA2	0.00836	0.30200	Oversupply
1/28/2020 9:31	0:01	SSA3	0.01259	0.32700	Oversupply
1/28/2020 9:32	0:02	SSA2	0.01655	0.01600	Oversupply
1/28/2020 9:32	0:02	SSA3	0.02518	0.02400	Oversupply
1/28/2020 9:33	0:04	BS250	Data not available	Data not available	Oversupply
1/28/2020 9:33	0:04	ESB	Data not available	Data not available	Oversupply
1/28/2020 9:33	0:01	SSA3	0.01286	0.18700	Oversupply
1/28/2020 9:33	0:01	SSA2	0.00804	0.02100	Oversupply
1/28/2020 9:34	0:01	SSA3	0.01286	0.15300	Oversupply
1/28/2020 9:34	0:01	SSA2	0.00836	0.13500	Oversupply
1/28/2020 9:35	0:01	AWE	0.004397933	20	Oversupply
1/28/2020 9:35	0:01	SSA3	0.01259	0.14300	Oversupply
1/28/2020 9:35	0:01	SSA2	0.00820	0.03600	Oversupply
1/28/2020 9:36	0:01	SSA3	0.01259	0.03700	Oversupply
1/28/2020 9:36	0:01	SSA2	0.00836	0.00700	Oversupply
1/28/2020 9:36	0:01	SSA3	0.01286	0.00400	Oversupply
1/28/2020 9:37	0:01	AWE	0.002797254	19.79999924	Oversupply
1/28/2020 9:37	0:01	SSA2	0.00820	0.04900	Oversupply
1/28/2020 9:37	0:01	SSA3	0.01259	0.05800	Oversupply
1/28/2020 9:38	0:01	SSA2	0.00820	0.44600	Oversupply
1/28/2020 9:38	0:01	SSA3	0.01286	0.69600	Oversupply
1/28/2020 9:38	0:01	SSA2	0.00804	0.74300	Oversupply
1/28/2020 9:39	0:01	SSA3	0.01232	1.22600	Oversupply
1/28/2020 10:23	0:01	SSA3	0.00243	2.29800	Oversupply
1/28/2020 10:23	0:01	SSA2	-0.00020	1.57800	Oversupply
1/28/2020 10:24	0:01	SSA3	0.00249	2.34200	Oversupply
1/28/2020 10:25	0:01	SSA2	-0.00021	1.64100	Oversupply
1/28/2020 10:27	0:01	SSA3	0.00249	2.43300	Oversupply
1/28/2020 10:27	0:01	SSA2	-0.00021	1.56500	Oversupply
1/28/2020 10:28	0:01	SSA3	0.00249	2.48300	Oversupply
1/28/2020 10:28	0:01	SSA2	-0.00021	1.54500	Oversupply
1/28/2020 10:28	0:01	SSA3	0.00243	2.55800	Oversupply
1/28/2020 10:29	0:01	SSA2	-0.00021	1.54500	Oversupply
1/28/2020 10:29	0:01	SSA3	0.00088	0.03300	Oversupply
1/28/2020 10:29	0:01	SSA2	-0.00087	0.92000	Oversupply
1/28/2020 10:30	0:01	SSA3	0.00333	0.54500	Oversupply
1/28/2020 10:30	0:01	SSA2	0.00058	1.07900	Oversupply
1/28/2020 10:31	0:01	SSA3	0.00333	1.77700	Oversupply
1/28/2020 10:31	0:01	SSA2	0.00058	1.45100	Oversupply
1/28/2020 10:31	0:01	SSA3	0.00348	2.16500	Oversupply



**Maui Curtailment Report**

January 2020

Start Date and Time	Duration (minutes)	IPP Curtailed	Estimated Curtailed MWH	Peak MW Curtailed	Reasons for Curtailment
1/28/2020 10:43	0:01	SSA3	0.00348	2.67400	Oversupply
1/28/2020 10:43	0:01	SSA2	0.00058	1.50800	Oversupply
1/28/2020 10:44	0:01	SSA3	0.00348	2.70000	Oversupply
1/28/2020 10:44	0:01	SSA2	-0.00064	1.60000	Oversupply
1/28/2020 10:44	0:01	SSA3	0.01155	0.06100	Oversupply
1/28/2020 11:00	0:01	SSA3	0.00090	2.94300	Oversupply
1/28/2020 11:04	0:02	SSA3	0.00180	2.70500	Oversupply
1/28/2020 11:15	0:01	SSA3	0.02504	2.13600	Oversupply
1/28/2020 11:15	0:01	SSA2	0.01540	1.92500	Oversupply
1/28/2020 11:16	0:01	SSA3	0.02398	1.71400	Oversupply
1/28/2020 11:16	0:01	SSA2	0.01540	1.93400	Oversupply
1/28/2020 11:17	0:01	SSA3	0.02451	2.28700	Oversupply
1/28/2020 11:17	0:01	SSA2	0.01540	1.91400	Oversupply
1/28/2020 11:17	0:01	SSA3	0.02451	2.79700	Oversupply
1/28/2020 11:18	0:01	SSA2	0.01540	1.91000	Oversupply
1/28/2020 11:18	0:01	SSA3	0.02398	0.08100	Oversupply
1/28/2020 11:19	0:01	SSA2	0.01540	0.22400	Oversupply
1/28/2020 11:19	0:01	SSA3	0.02451	0.66000	Oversupply
1/28/2020 11:19	0:01	SSA2	0.01540	0.43100	Oversupply
1/28/2020 11:20	0:01	SSA3	0.02397	0.41900	Oversupply
1/28/2020 11:20	0:01	SSA2	0.01540	0.36700	Oversupply
1/28/2020 11:20	0:01	SSA3	0.02611	0.30400	Oversupply
1/28/2020 11:21	0:01	SSA2	0.01540	0.37800	Oversupply
1/28/2020 11:21	0:01	SSA3	0.02451	0.38600	Oversupply
1/28/2020 11:22	0:01	SSA3	0.02397	0.31700	Oversupply
1/28/2020 11:22	0:01	SSA2	0.01540	0.69000	Oversupply
1/28/2020 11:23	0:01	SSA3	0.02504	0.68800	Oversupply
1/28/2020 11:23	0:01	SSA2	0.01540	0.47000	Oversupply
1/28/2020 11:24	0:01	SSA3	0.02398	0.24100	Oversupply
1/28/2020 11:24	0:01	SSA2	0.01540	0.06300	Oversupply
1/28/2020 11:24	0:01	SSA3	0.02397	0.82700	Oversupply
1/28/2020 11:25	0:01	SSA2	0.01540	0.64300	Oversupply
1/28/2020 11:25	0:01	SSA3	0.02451	0.72100	Oversupply
1/28/2020 11:26	0:01	SSA2	0.01540	0.88400	Oversupply
1/28/2020 11:26	0:01	SSA3	0.02504	1.31000	Oversupply
1/28/2020 11:26	0:01	SSA2	0.01540	0.88500	Oversupply
1/28/2020 11:27	0:01	SSA3	0.02451	0.72000	Oversupply
1/28/2020 11:27	0:01	SSA2	0.01540	0.95200	Oversupply
1/28/2020 11:27	0:01	SSA3	0.02504	0.98900	Oversupply
1/28/2020 11:28	0:01	SSA2	0.01540	0.45100	Oversupply
1/28/2020 11:28	0:01	SSA3	0.02504	0.07800	Oversupply
1/28/2020 11:29	0:01	SSA3	0.02731	0.37500	Oversupply
1/28/2020 11:29	0:01	SSA2	0.01803	0.05500	Oversupply
1/28/2020 11:30	0:03	BS250	Data not available	Data not available	Oversupply
1/28/2020 11:30	0:03	ESB	Data not available	Data not available	Oversupply
1/28/2020 11:30	0:01	SSA3	0.01591	0.06200	Oversupply
1/28/2020 11:30	0:01	SSA2	0.02216	0.01800	Oversupply
1/28/2020 11:31	0:01	SSA3	0.01591	0.02700	Oversupply
1/28/2020 11:31	0:03	SSA2	0.08823	0.04100	Oversupply
1/28/2020 11:31	0:03	SSA3	0.06296	0.00800	Oversupply
1/28/2020 11:33	0:01	AWE	0.005029456	17.5	Oversupply
1/28/2020 11:34	0:01	BS250	Data not available	Data not available	Oversupply
1/28/2020 11:34	0:01	ESB	Data not available	Data not available	Oversupply
1/28/2020 11:34	0:01	SSA2	0.02216	0.15400	Oversupply
1/28/2020 11:34	0:01	SSA3	0.01591	0.04200	Oversupply
1/28/2020 11:35	0:01	SSA2	0.02216	0.28100	Oversupply
1/28/2020 11:35	0:01	SSA3	0.01523	0.01100	Oversupply
1/28/2020 11:36	0:01	SSA2	0.02216	0.32900	Oversupply
1/28/2020 11:36	0:01	SSA3	0.01523	0.11900	Oversupply
1/28/2020 11:37	0:01	SSA3	0.01591	0.01900	Oversupply
1/28/2020 11:37	0:01	SSA2	0.02216	0.11000	Oversupply
1/28/2020 11:37	0:01	SSA3	0.01693	0.00600	Oversupply
1/28/2020 11:38	0:01	BS250	Data not available	Data not available	Oversupply
1/28/2020 11:38	0:01	ESB	Data not available	Data not available	Oversupply
1/28/2020 11:38	0:01	AWE	0.001957099	19.29999924	Oversupply
1/28/2020 11:38	0:01	SSA2	0.02216	0.05900	Oversupply
1/28/2020 11:38	0:01	SSA3	0.01557	0.07900	Oversupply
1/28/2020 11:39	0:01	SSA2	0.02174	0.28000	Oversupply
1/28/2020 11:39	0:01	SSA3	0.01557	0.21500	Oversupply
1/28/2020 11:39	0:01	SSA2	0.02216	0.74300	Oversupply
1/28/2020 11:40	0:01	SSA3	0.01591	0.21700	Oversupply
1/28/2020 11:40	0:01	SSA2	0.02216	0.23100	Oversupply
1/28/2020 11:41	0:01	SSA3	0.01557	0.25600	Oversupply





**Maui Curtailment Report**

January 2020

Start Date and Time	Duration (minutes)	IPP Curtailed	Estimated Curtailed MWH	Peak MW Curtailed	Reasons for Curtailment
1/28/2020 11:41	0:01	SSA2	0.02216	0.78700	Oversupply
1/28/2020 11:41	0:01	SSA3	0.01591	0.86400	Oversupply
1/28/2020 11:42	0:01	SSA2	0.02216	1.18600	Oversupply
1/28/2020 11:42	0:01	SSA3	0.01591	0.93000	Oversupply
1/28/2020 11:43	0:01	SSA2	0.02216	1.56600	Oversupply
1/28/2020 11:43	0:01	SSA3	0.01557	0.78700	Oversupply
1/28/2020 11:44	0:01	SSA2	0.02036	1.68200	Oversupply
1/28/2020 11:44	0:01	SSA3	0.01591	0.86600	Oversupply
1/28/2020 11:45	0:01	SSA3	0.00195	0.12500	Oversupply
1/28/2020 11:45	0:01	SSA2	0.00452	1.86800	Oversupply
1/28/2020 11:45	0:01	SSA3	0.00191	0.55100	Oversupply
1/28/2020 11:45	0:01	SSA2	0.00452	1.58500	Oversupply
1/28/2020 11:46	0:01	SSA3	0.00203	1.25200	Oversupply
1/28/2020 11:46	0:01	SSA2	0.00452	1.33900	Oversupply
1/28/2020 11:47	0:01	SSA3	0.00191	0.15500	Oversupply
1/28/2020 11:47	0:01	SSA2	0.00452	1.58000	Oversupply
1/28/2020 11:48	0:01	SSA3	0.00191	0.63700	Oversupply
1/28/2020 11:48	0:01	SSA2	0.00452	1.22500	Oversupply
1/28/2020 11:48	0:01	SSA3	0.00187	0.79000	Oversupply
1/28/2020 11:49	0:01	SSA2	0.00452	1.98000	Oversupply
1/28/2020 11:49	0:01	SSA3	0.00191	0.58700	Oversupply
1/28/2020 11:50	0:01	SSA2	0.00452	2.11000	Oversupply
1/28/2020 11:50	0:01	SSA3	0.00191	1.18000	Oversupply
1/28/2020 11:51	0:01	SSA2	0.00452	1.05700	Oversupply
1/28/2020 11:51	0:01	SSA3	0.00195	1.53800	Oversupply
1/28/2020 11:51	0:01	SSA3	0.00191	0.52100	Oversupply
1/28/2020 11:52	0:01	SSA2	0.00452	1.47900	Oversupply
1/28/2020 12:00	0:01	SSA2	-0.00038	2.10700	Oversupply
1/28/2020 12:03	0:01	SSA3	0.00599	2.87300	Oversupply
1/28/2020 14:21	0:01	SSA3	0.00141	2.64200	Oversupply
1/28/2020 14:21	0:01	SSA2	0.00071	2.08900	Oversupply
1/28/2020 14:22	0:01	SSA3	0.00141	2.67500	Oversupply
1/28/2020 14:22	0:01	SSA2	0.00071	2.10100	Oversupply
1/28/2020 14:23	0:01	SSA3	0.00144	2.65800	Oversupply
1/28/2020 14:23	0:01	SSA3	0.00148	2.65600	Oversupply
1/29/2020 2:17	0:01	AWE	0.00090793	21	Oversupply
1/29/2020 2:22	0:12	AWE	0.106913281	21	Oversupply
1/29/2020 12:23	0:01	SSA3	0.00081	2.89300	Oversupply
1/29/2020 12:24	0:01	SSA2	0.00071	1.84100	Oversupply
1/29/2020 12:26	0:01	SSA3	0.00081	2.87600	Oversupply
1/29/2020 13:19	0:01	SSA2	0.00020	2.36400	Oversupply
1/29/2020 14:42	0:01	AWE	0.001666667	0.10000001	Oversupply
1/29/2020 14:49	0:01	AWE	0.001666667	0.10000001	Oversupply
1/29/2020 14:52	0:01	AWE	0.001666667	0.10000001	Oversupply
1/29/2020 15:02	0:01	AWE	0.001666667	0.10000001	Oversupply
1/29/2020 21:43	0:01	AWE	0.003333333	0.200000003	Oversupply
1/30/2020 9:09	0:01	AWE	0.001666667	0.10000001	Oversupply
1/31/2020 9:22	0:01	KWPll	8.31629E-05	0.004989776	Oversupply
1/31/2020 9:26	0:01	KWPll	0.000316019	0.01896115	Oversupply
1/31/2020 11:16	0:01	SSA2	0.01023	2.66300	Oversupply
1/31/2020 11:16	0:01	SSA3	0.00658	2.50800	Oversupply
1/31/2020 11:16	0:01	SSA2	0.01064	2.82100	Oversupply
1/31/2020 11:17	0:01	SSA3	0.00644	1.92700	Oversupply
1/31/2020 11:17	0:01	SSA2	0.01064	0.34800	Oversupply
1/31/2020 11:18	0:02	SSA3	0.01302	1.45200	Oversupply
1/31/2020 11:18	0:01	SSA2	0.01064	0.46400	Oversupply
1/31/2020 11:19	0:01	SSA2	0.01064	1.86700	Oversupply
1/31/2020 11:19	0:01	SSA3	0.00658	1.08800	Oversupply
1/31/2020 11:20	0:01	SSA2	0.01064	1.71000	Oversupply
1/31/2020 11:20	0:01	SSA3	0.00644	1.76000	Oversupply
1/31/2020 11:21	0:01	SSA3	0.00658	1.57600	Oversupply
1/31/2020 11:21	0:01	SSA2	0.01064	1.72600	Oversupply
1/31/2020 11:28	0:01	SSA3	0.00658	2.77300	Oversupply
1/31/2020 11:28	0:01	SSA2	0.01064	0.30300	Oversupply
1/31/2020 11:28	0:01	SSA3	0.00644	2.63000	Oversupply
1/31/2020 11:29	0:01	SSA2	0.01064	0.42900	Oversupply
1/31/2020 11:29	0:01	SSA3	0.00661	0.08800	Oversupply
1/31/2020 11:29	0:01	SSA2	0.00688	1.87000	Oversupply
1/31/2020 11:30	0:01	SSA3	0.00739	0.99300	Oversupply
1/31/2020 11:30	0:01	SSA2	0.00949	0.73300	Oversupply
1/31/2020 11:31	0:01	SSA3	0.00723	2.12000	Oversupply
1/31/2020 11:31	0:01	SSA2	0.00986	1.15500	Oversupply
1/31/2020 11:31	0:01	SSA3	0.00739	1.93400	Oversupply



**Maui Curtailment Report**

**January 2020**

Start Date and Time	Duration (minutes)	IPP Curtailed	Estimated Curtailed MWH	Peak MW Curtailed	Reasons for Curtailment
1/31/2020 11:32	0:01	SSA2	0.00968	2.29200	Oversupply
1/31/2020 11:32	0:01	SSA3	0.00739	2.19900	Oversupply
1/31/2020 11:33	0:01	SSA2	0.00949	1.70300	Oversupply
1/31/2020 11:33	0:01	SSA3	0.00723	0.99900	Oversupply
1/31/2020 11:34	0:01	SSA3	0.00739	0.97700	Oversupply
1/31/2020 11:34	0:01	SSA2	0.00968	1.43600	Oversupply
1/31/2020 11:34	0:01	SSA3	0.00739	1.54800	Oversupply
1/31/2020 11:35	0:01	SSA2	0.00968	1.86400	Oversupply
1/31/2020 11:35	0:01	SSA3	0.00739	1.54500	Oversupply
1/31/2020 11:36	0:01	SSA2	0.00968	1.82900	Oversupply
1/31/2020 11:36	0:01	SSA3	0.00771	1.84100	Oversupply
1/31/2020 20:17	0:01	KWP	0.002881114	14.13903046	Oversupply
1/31/2020 22:58	0:25	KWP	2.582407594	18.91324806	Oversupply
1/31/2020 23:25	0:05	KWP	0.068323755	12.57523441	Oversupply
<b>Total Estimated Curtailed MWH</b>			<b>1,350.462</b>		

**Notes:**

- Curtailment for Kaheawa Wind Power ("KWP"), Makila Hydroelectric ("MH"), AAAAA Rent-A-Space Maui LTD ("5A"), Bioreal Solar, LLC ("BS"), Auwahi Wind Energy ("AWE"), Kaheawa Wind Power II ("KWPII") Bioreal Solar 250, LLC ("BS250"), Extra Spaces A ("ESA"), Extra Spaces B ("ESB"), SSA Solar of Hawaii 3 ("SSA 3") fka South Maui Renewable Resources ("SMRR"), and SSA Solar of HI 2 ("SSA 2") fka Ku'ia Solar ("KS") may now be controlled by Maui Electric's Automatic Generation Control System ("AGC") or a Maui Electric operator-entered curtailment limit. The AGC curtailment control automatically calculates the amount of Maximum Allowable Variable Generation ("MAVG") that Maui Electric can accept into the Maui system, based on the system current available variable generation ("CAVG"), regulating reserve down requirement ("RRDR"), and available regulating reserve down ("ARRD"). Thus, the AGC MAVG - calculated is equal to CAVG less (RRDR less ARRD). Additionally, the AGC curtailment control allows the Maui Electric operator to enter an AGC MAVG value. The AGC curtailment control will employ the lesser of the AGC MAVG - calculated and AGC MAVG - entered values in the control logic.
- Curtailment signals sent to 5A, BS, BS250, ESA, ESB, SSA 3 (fka SMRR), or SSA 2 (fka KS) during nighttime hours only are not recorded as curtailment events because no energy generation is possible during that time.
- The curtailment reasons have been modified to oversupply, system constraints, and facility requested, to provide continuity with HPUC Docket No. 2013-0141 Decoupling for HECO companies metrics.
- The data to calculate the Estimated Curtailed MWH and Peak MW Curtailed is not provided by 5A, BS, BS 250, ESA, ESB, and MH
- The MH and ESA facilities were offline for the entire month of January. No curtailment events recorded.
- The Estimated Curtailed MWH and Peak MW Curtailed are calculated with information provided by AWE, KWP, KWPII, SSA 2 (fka KS) and SSA 3 (fka SMRR). Maui Electric does not make any representation as to its accuracy.



Lanai Curtailment Report

January 2020

Start Date and Time	Duration (minutes)	IPP Curtailed	Estimated MWh Curtailed	Peak MW Curtailed	Reasons for Curtailment
1/1/2020 15:42	1:34	LSR	Data is not available	Data is not available	Oversupply
1/2/2020 15:07	0:02	LSR	Data is not available	Data is not available	Oversupply
1/2/2020 15:27	0:03	LSR	Data is not available	Data is not available	Oversupply
1/2/2020 15:33	0:05	LSR	Data is not available	Data is not available	Oversupply
1/23/2020 7:20	1:40	LSR	Data is not available	Data is not available	System Constraint
1/23/2020 9:02	0:04	LSR	Data is not available	Data is not available	System Constraint
1/23/2020 9:07	0:08	LSR	Data is not available	Data is not available	System Constraint
1/23/2020 9:16	0:13	LSR	Data is not available	Data is not available	System Constraint
1/23/2020 9:31	2:34	LSR	Data is not available	Data is not available	System Constraint
1/23/2020 17:37	0:23	LSR	Data is not available	Data is not available	System Constraint
1/24/2020 7:21	10:38	LSR	Data is not available	Data is not available	System Constraint
1/25/2020 7:21	10:40	LSR	Data is not available	Data is not available	System Constraint
1/26/2020 7:21	10:41	LSR	Data is not available	Data is not available	System Constraint
1/27/2020 7:20	1:27	LSR	Data is not available	Data is not available	System Constraint

Notes:

On June 27, 2012, Maui Electric notified LSR that although LSR has not operated in compliance with the revised ramp rate of 360 kW/minute, Maui Electric would conditionally allow LSR to operate at the allowed capacity of 1.2 MW while the Maui Electric-Lanai Diesel Operator was in the control room.

LSR possible output data is not available. Therefore, Maui Electric assumes LSR is curtailed if the LSR curtailment set point is less than 1,200 kW and LSR's output is within 50 kW of the curtailment set point.

The curtailment reasons have been modified to oversupply, system constraints, and facility requested, to provide continuity with HPUC Docket No. 2013-0141 Decoupling for HECO companies metrics.

Hawai'i Electric Light Company, Inc. Curtailment Report Jan 2020

Start Date/Time	MW output prior to start of curtailment	End Date/Time	MW output after curtailment released <sup>1</sup>	IPP	Reason for Curtailment
01/05/20 16:36	19.9 MW	01/06/20 19:24	11.8 MW	Pakini Nui Windfarm	Facility requested
01/07/20 10:22	18.7 MW	01/08/20 05:16	18.5 MW	Pakini Nui Windfarm	Facility requested
01/08/20 08:38	19.9 MW	01/08/20 15:03	18.8 MW	Pakini Nui Windfarm	Facility requested
01/09/20 19:23	19.9 MW	01/10/20 05:30	19.8 MW	Pakini Nui Windfarm	Facility requested
01/11/20 18:08	19.9 MW	01/12/20 07:36	19.2 MW	Pakini Nui Windfarm	Facility requested
01/12/20 09:12	19.2 MW	01/12/20 12:28	18.0 MW	Pakini Nui Windfarm	Facility requested
01/12/20 16:29	19.9 MW	01/13/20 15:48	19.9 MW	Pakini Nui Windfarm	Facility requested
01/13/20 20:22	17.1 MW	01/15/20 07:02	18.0 MW	Pakini Nui Windfarm	Facility requested
01/15/20 07:39	19.9 MW	01/15/20 13:53	17.1 MW	Pakini Nui Windfarm	Facility requested

<sup>1</sup> The MW output values are taken soon after curtailment is released by Hawai'i Electric Light and may not reflect their full output depending on ramp rate for the facility. The wind farms generally return immediately to full available levels, whereas PGV and Wailuku may take longer to return to scheduled or full available output levels.

SERVICE LIST  
(Docket No. 2011-0206)

DEAN NISHINA EXECUTIVE DIRECTOR DEPARTMENT OF COMMERCE AND CONSUMER AFFAIRS DIVISION OF CONSUMER ADVOCACY P.O. Box 541 Honolulu, HI 96809	2 Copies Via Hand Delivery
GREGG J. KINKLEY, ESQ. DEPARTMENT OF THE ATTORNEY GENERAL 425 Queen Street Honolulu, Hawaii 96813 Counsel for DBEDT	1 Copy Electronically Transmitted
DANIEL W.S. LAWRENCE, ESQ. DEPARTMENT OF THE CORPORATION COUNSEL CITY AND COUNTY OF HONOLULU 530 S. King Street, Room 110 Honolulu, HI 96813 Counsel for the CITY AND COUNTY OF HONOLULU	1 Copy Electronically Transmitted
JOSEPH K. KAMELAMELA ANGELIC M. HO DEPARTMENT OF THE CORPORATION COUNSEL COUNTY OF HAWAII 101 Aupuni Street, Suite 325 Hilo, HI 96720 Counsel for the COUNTY OF HAWAII	1 Copy Electronically Transmitted
HENRY Q CURTIS VICE PRESIDENT FOR CONSUMER ISSUES LIFE OF THE LAND P.O. Box 37158 Honolulu, HI 96837-0158	1 Copy Electronically Transmitted
MELISSA MIYASHIRO (9360) CHIEF OF STAFF BLUE PLANET FOUNDATION 55 Merchant Street, 17th Floor Honolulu, HI 96813	1 Copy Electronically Transmitted

SERVICE LIST  
(Docket No. 2011-0206)

ISAAC MORIWAKE, ESQ.  
DAVID HENKIN, ESQ.  
EARTHJUSTICE  
850 Richards Street, Suite 400  
Honolulu, HI 96813-4501  
Counsel for HAWAII SOLAR ENERGY ASSOCIATION

1 Copy  
Electronically Transmitted

RICK REED  
DIRECTOR  
HAWAII SOLAR ENERGY ASSOCIATION  
761 Ahua Street  
Honolulu, HI 96819

1 Copy  
Electronically Transmitted

KENT D. MORIHARA, ESQ.  
KRIS N. NAKAGAWA, ESQ.  
LAUREN M. IMADA-LEE, ESQ.  
TANYA M. FERNANDES, ESQ.  
MoriHara Lau & Fong LLP  
841 Bishop Street, Suite 400  
Honolulu, Hawaii 96813  
Counsel for KAUAI ISLAND UTILITY COOPERATIVE

1 Copy  
Electronically Transmitted

ERIK W. KVAM  
CHIEF EXECUTIVE OFFICER  
ZERO EMISSIONS LEASING LLC  
4188-4 Keanu Street  
Honolulu, HI 96816

1 Copy  
Electronically Transmitted

SANDRA-ANN Y.H. WONG, ESQ.  
ATTORNEY AT LAW, A LAW CORPORATION  
1050 Bishop Street, #514  
Honolulu, HI 96813  
Counsel for TAWHIRI POWER LLC

1 Copy  
Electronically Transmitted

RILEY SAITO  
73-1294 Awakea Street  
Kailua-Kona, HI 96740  
For SOLAR ENERGY INDUSTRIES ASSOCIATION

1 Copy  
Electronically Transmitted

DEAN T. YAMAMOTO, ESQ.  
YAMAMOTO & SETTLE  
1100 Alakea Street, Suite 3100  
Honolulu, HI 96813  
Counsel for CASTLE & COOKE HOMES HAWAII, INC.,  
CASTLE & COOKE RESORTS, LLC and  
LANAI SUSTAINABILITY RESEARCH, LLC

1 Copy  
Electronically Transmitted

SERVICE LIST  
(Docket No. 2011-0206)

MICHAEL J. HOPPER, ESQ. DEPUTY CORPORATION COUNSEL DEPARTMENT OF THE CORPORATION COUNSEL COUNTY OF MAUI 200 S. High Street Wailuku, HI 96793 Counsel for the COUNTY OF MAUI	1 Copy Electronically Transmitted
CURTIS SEYMOUR SENIOR MANAGER, GOVERNMENT AFFAIRS SUN EDISON LLC 600 Clipper Drive Belmont, CA 94002	1 Copy Electronically Transmitted
MONA W. CLARK, ESQ. OFFICE OF THE COUNTY ATTORNEY COUNTY OF KAUAI 4444 Rice Street, Suite 200 Lihue, HI 96766-1300	1 Copy Electronically Transmitted
BRADLEY ALBERT PRESIDENT HAWAII PV COALITION P.O. Box 81501 Haiku, HI 96708	1 Copy Electronically Transmitted
HILTON H. UNEMORI ECM, INC. 130 N. Market Street Wailuku, HI 96793-1716 For SOUTH MAUI RENEWABLE RESOURCES, LLC	1 Copy Electronically Transmitted
SKY STANFIELD SHUTE, MIHALY & WEINBERGER LLP 396 Hayes Street San Francisco, CA 94102 For the INTERSTATE RENEWABLE ENERGY COUNCIL	1 Copy Electronically Transmitted
PETE COOPER SOLARCITY CORPORATION REGIONAL DIRECTOR, HAWAII 599 Kahelu Street Mililani, HI 96789	1 Copy Electronically Transmitted

SERVICE LIST  
(Docket No. 2011-0206)

ALISON SILVERSTEIN  
19213 Luedtke Lane  
Pflugerville, TX 78660

1 Copy  
Electronically Transmitted

BRENDAN KIRBY  
12011 SW Pineapple Court  
Palm City, FL 34990

1 Copy  
Electronically Transmitted