



July 24, 2020

The Honorable Chair and Members
of the Hawai'i Public Utilities Commission
Kekuanao'a Building, First Floor
465 South King Street
Honolulu, Hawai'i 96813

Dear Commissioners:

Subject: Docket No. 2011-0206
Reliability Standards Working Group
Monthly Report

In accordance with Ordering Paragraph 3 of Order No. 30371, filed May 4, 2012 in the subject proceeding, enclosed as Exhibit A is Hawaiian Electric's¹ monthly report for June 2020 on: (1) system frequency control performance during month; (2) significant system events during month; and (3) curtailment of non-dispatchable renewable resources.

Any party to this proceeding may obtain an electronic copy of this report by emailing Marisa Chun at marisa.chun@hawaiianelectric.com.

Sincerely,

/s/ Kevin M. Katsura

Kevin M. Katsura
Director, Regulatory Non-Rate Proceedings

Enclosures

c: Service List

¹ Hawaiian Electric Company, Inc., Maui Electric Company, Limited, and Hawai'i Electric Light Company, Inc. are each doing business as "Hawaiian Electric" and have jointly registered "Hawaiian Electric" as a trade name with the State of Hawai'i Department of Commerce and Consumer Affairs, as evidenced by Certificate of Registration No. 4235929, dated December 20, 2019.

The Commission's Order No. 30371 (Docket No 2011-0206 – Relating To Various Matters in RSWG Process), filed May 4, 2012, ordered the following information for each island grid:

- (1) System frequency control performance during month:
 - a) Frequency duration plot based on the highest resolution SCADA data available for the month detailing how many seconds each power system operated at frequencies above 60 hertz and at frequencies below 60 Hz.
 - b) Tabulation of the number, magnitude and duration of frequency excursions (high and low) outside normal frequency control range (59.95 to 60.05 Hz).

The following provides information with respect to items 1a) through 1b) – (all statements are current as of the month ending June 30, 2020):

1a) Frequency duration plot based on the highest resolution SCADA data available for the month detailing how many seconds each power system operated at frequencies above 60 hertz and at frequencies below 60 Hz:

The frequency duration plots for Hawaiian Electric Company, Inc., Maui Electric Company, Limited (Maui Division) and Hawai'i Electric Light Company, Inc. based on two-second data are provided in Attachment 1, and the enclosed Excel files. Refer to the electronic files for the individual data points because the information is voluminous and does not translate well to a hard copy.

1b) Tabulation of the number, magnitude and duration of frequency excursions (high and low) outside normal frequency control range (59.95 to 60.05 Hz):

Tabulation of the number, magnitude and duration of frequency excursions outside of the frequency range of 59.95 Hz to 60.05 Hz for Hawaiian Electric Company, Inc., Maui Electric Company, Limited (Maui Division) and Hawai'i Electric Light Company, Inc are provided in Attachment 2, and the enclosed Excel files. Refer to the electronic files for the individual data points because the information is voluminous and does not translate well to a hard copy.

- (2) Significant system events during month:
 - a) Tabulation of contingency reserve activations including date and time, MW magnitude, duration, and triggering event.
 - b) Tabulation of under frequency load shed activations including date and time, triggering frequency, MW magnitude, duration, and triggering event.
 - c) Tabulation of demand response activations for system events, including date and time, MW magnitude, duration, and triggering event, (excluding demand response utilization for unit commitment deferral or system operations economics.)

The following provides information with respect to items 2a) through 2c) – (all statements are current as of the month ending June 30, 2020):

2a) Tabulation of contingency reserve activations including date and time, MW magnitude, duration, and triggering event:

Hawaiian Electric Company, Inc.'s contingency reserve activations are provided in Attachment 3. Maui Electric Company, Limited and Hawai'i Electric Light Company, Inc. do not operate with contingency reserve requirements.

2b) Tabulation of under frequency load shed activations including date and time, triggering frequency, MW magnitude, duration, and triggering event:

Hawaiian Electric Company, Inc., Hawai'i Electric Light Company, Inc, and Maui Electric Company, Limited 's frequency load shed activations are provided in Attachment 4.

2c) Tabulation of demand response activations for system events, including date and time, MW magnitude, duration, and triggering event, (excluding demand response utilization for unit commitment deferral or system operations economics.)

Hawaiian Electric Company, Inc.'s demand response activations for system events are provided in Attachment 5. Hawai'i Electric Light Company, Inc. currently does not have a demand response program. Maui Electric Company, Limited has implemented the Fast Demand Response pilot program on a limited basis. Hawai'i Electric Light Company, Inc. plans to use the findings of Maui Electric Company, Limited's pilot program to help in the evaluation and development of future demand response programs. Maui Electric Company, Limited executes a weekly testing protocol which measures customer participation. This program is not currently used in response to actual system events.

- (3) Curtailment of non-dispatchable renewable resources:
- (a) Tabulation of each curtailment event for each resource including the starting date and time, duration, megawatt hours curtailed, peak MW curtailed, and reason for curtailment.
 - (b) Total MWh of non-dispatchable renewable resources curtailed for the month.

The following provides information with respect to items 3a) through 3b) – (all statements are current as of the month ending June 30, 2020):

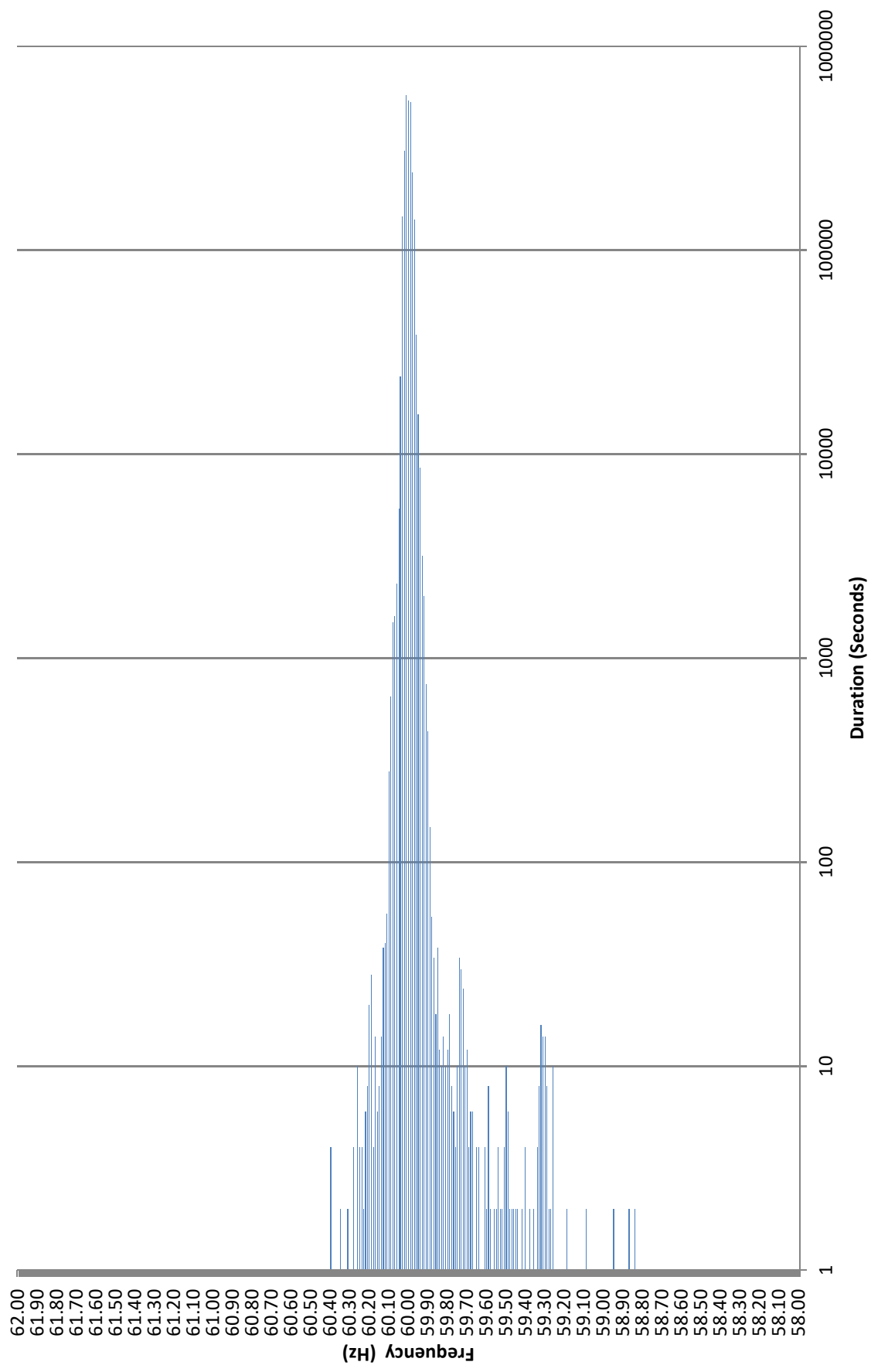
3a) Tabulation of each curtailment event for each resource including the starting date and time, duration, megawatt hours curtailed, peak MW curtailed, and reason for curtailment:

The tabulation of each curtailment event for each resource is provided in Attachment 6.

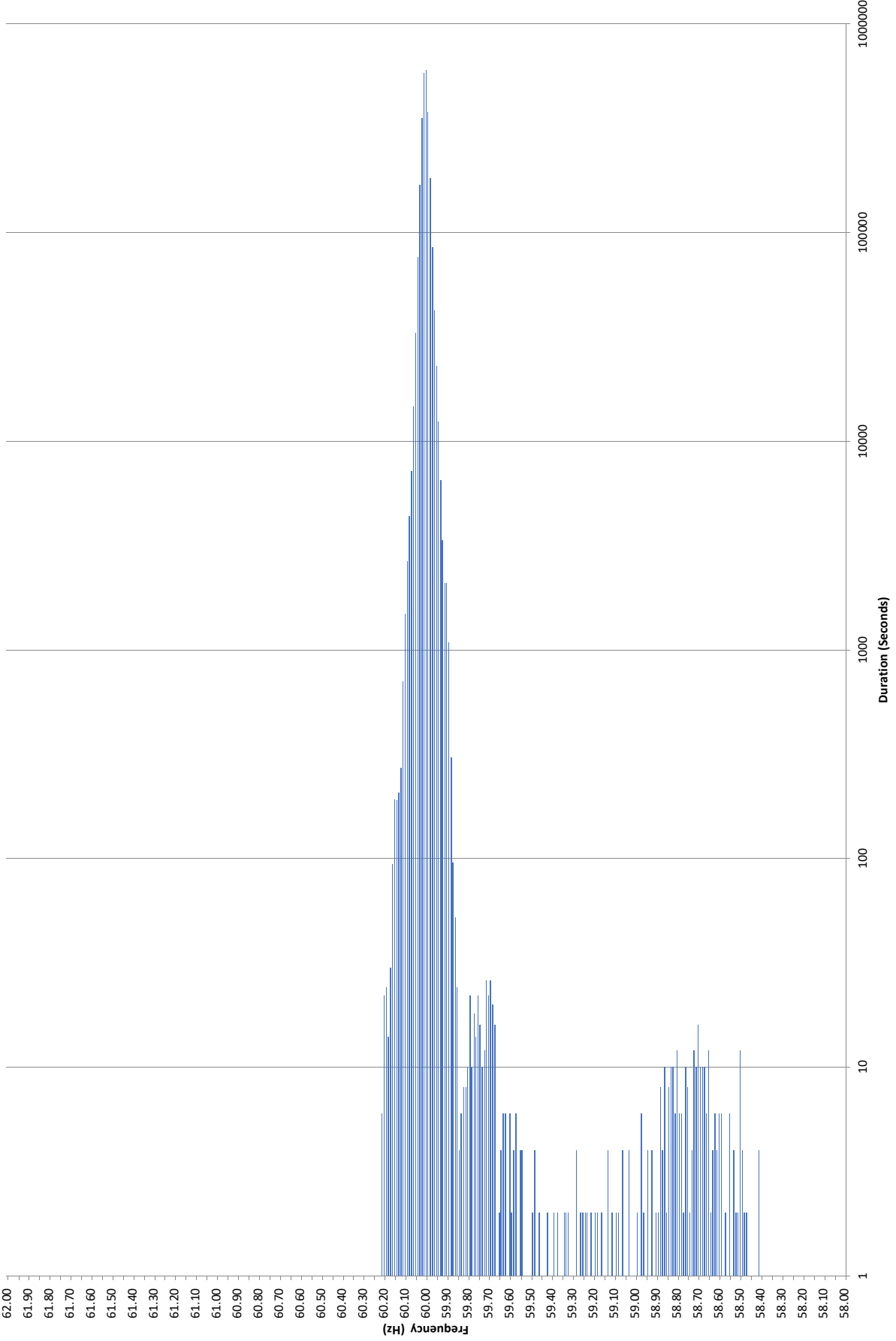
3b) Total MWh of non-dispatchable renewable resources curtailed for the month:

Curtailed MWh from non-dispatchable resources are difficult to determine due to the variability of the resource during curtailment periods. In some cases, the curtailed MWh estimates were provided by the IPPs under curtailment. The Company does not make any representations as to the accuracy of the curtailed MWh. The estimated MWh of non-dispatchable resources curtailed for the month are provided in Attachment 6, corresponding to each curtailment event.

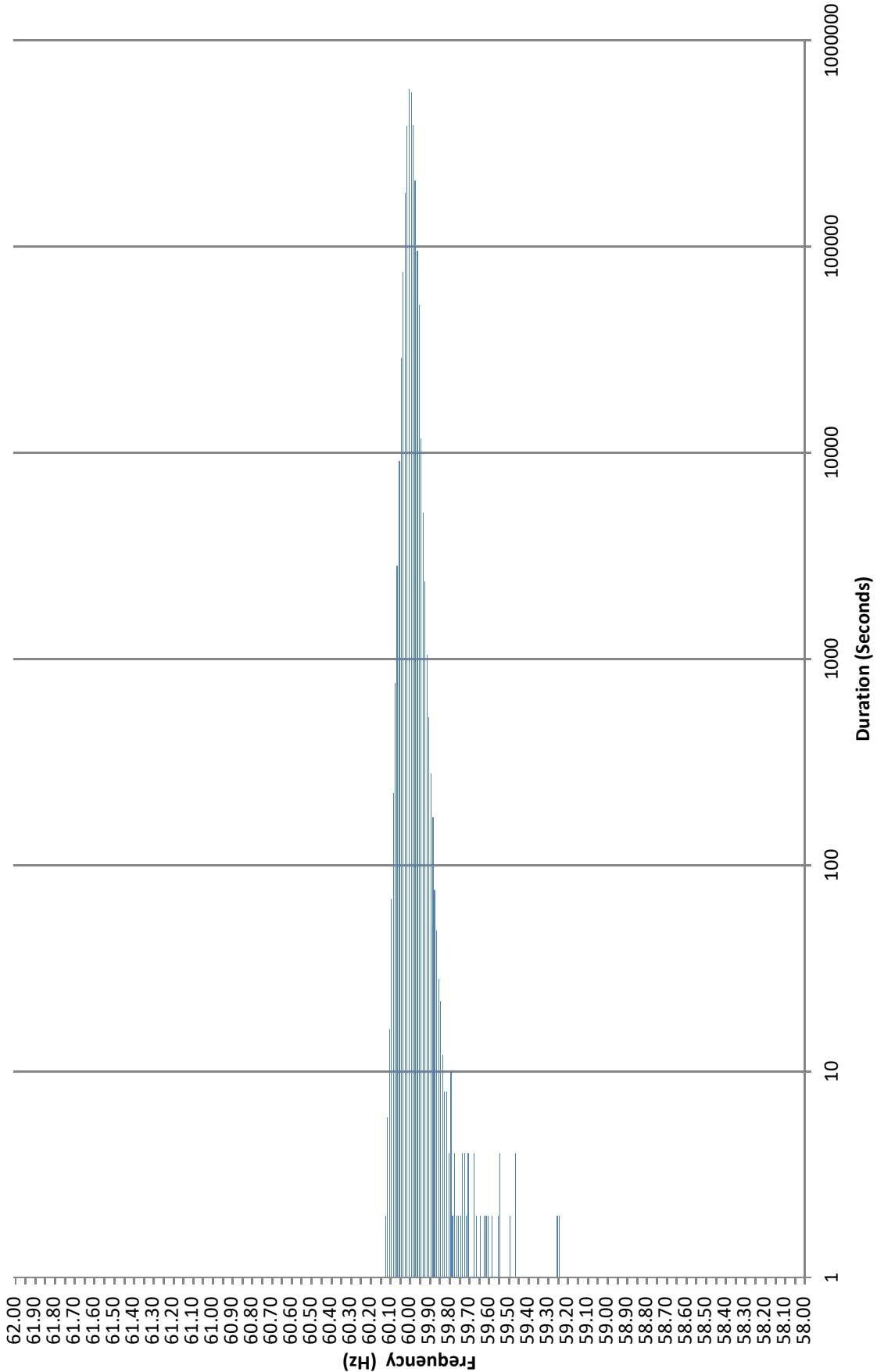
**Frequency Distribution Plot - Hawaiian Electric Company, Inc.
June 2020**



Frequency Distribution Plot - Maui Electric Company, Limited
June 2020



**Frequency Distribution Plot - Hawai'i Electric Light Company, Inc.
June 2020**



Hawaiian Electric Company, Inc. Frequency Excursion Statistics June 2020		
Data Rounded to the nearest	<59.95 Hz	>60.05 Hz
Number of Excursions	1370	403
Maximum Duration (sec)	480	1242
Maximum Deviation (Hz)	58.841	60.402
Total Duration of Excursions (sec)	21276	8162

Maui Electric Company, Limited Frequency Excursion Statistics June 2020		
	<59.95 Hz	>60.05 Hz
Number of Excursions	6069	7311
Maximum Duration (sec)	684	910
Maximum Deviation (Hz)	58.410	60.207
Total Duration of Excursions (sec)	38504	44834

Hawai'i Electric Light Company, Inc. Frequency Excursion Statistics June 2020		
	<59.95 Hz	>60.05 Hz
Number of Excursions	9773	1961
Maximum Duration (sec)	98	46
Maximum Deviation (Hz)	59.242	60.116
Total Duration of Excursions (sec)	49078	7058

HAWAIIAN ELECTRIC COMPANY, INC.
 CONTINGENCY RESERVE ACTIVATION EVENTS
 June 2020

Event #	Date & Time	Frequency (Hz)			Spinning Reserve Shortfall (MW)	Duration (HH:MM)	Description
		Prior to Event	Nadir	Trigger			
1	6/7/2020 10:27	59.98	58.84	NA	-58	0:21	KPLP CT 1 tripped offline while generating ~74MW. CIP called online for spinning reserves.
2	6/7/2020 10:27	58.84	58.84	NA	-58	0:21	KPLP ST tripped offline while generating ~16MW. CIP called online for spinning reserves.

HAWAIIAN ELECTRIC COMPANY, INC.
UNDERFREQUENCY LOAD SHEDDING EVENTS
June 2020

Event #	Date & Time	Frequency (Hz)			Load Shed (MW)	Duration (HH:MM)	Description
		Prior to Event	Nadir	Trigger			
1	6/7/2020 10:27	59.98	58.84	59.00	36	0:07	KPLP CT 1 tripped offline while generating ~74MW. CIP called online for spinning reserves. Block 1 & Kicker Block 1 activated.
2	6/7/2020 10:27	58.84	58.84	59.00	36	0:07	KPLP ST tripped offline while generating ~16MW. CIP called online for spinning reserves. Block 1 & Kicker Block 1 activated.

HAWAIIAN ELECTRIC COMPANY, INC.
DEMAND RESPONSE EVENTS
June 2020

Event #	Date & Time	Frequency (Hz)			Load Shed (MW)	Duration (HH:MM)	Description
		Prior to Event	Nadir	Trigger			
1	6/7/2020 10:27	59.98	58.84	59.70	NA	0:07	KPLP CT 1 tripped offline while generating ~74MW. CIP called online for spinning reserves. RDLC/CIDLC activated.
2	6/7/2020 10:27	58.84	58.84	59.70	NA	0:07	KPLP ST tripped offline while generating ~16MW. CIP called online for spinning reserves. RDLC/CIDLC activated.

Hawaiian Electric Company, Inc. Curtailment Report June 2020

Start Date/Time	Curtailment Set Point	MW output prior to start of curtailment	End Date/Time	MW output after curtailment released	Estimated MWh of curtailed energy during event (1)	IPP/Facility	Reason for Curtailment
06/01/20 06:09	0.0	0.00	06/01/20 07:01	0	*	KREP	System Constraints
06/01/20 06:11	0.0	0.00	06/01/20 07:03	0	1.61	WestL	System Constraints
06/01/20 16:51	0.0	0.00	06/03/20 06:58	0	138.53	WestL	Facility Requested
06/01/20 18:07	0.0	4.61	06/01/20 18:46	0	*	KREP	System Constraints
06/02/20 06:25	0.0	0.00	06/02/20 06:46	0	*	KREP	System Constraints
06/02/20 18:13	0.0	0.20	06/02/20 18:53	0	*	KREP	System Constraints
06/03/20 05:45	0.0	0.00	06/03/20 06:57	0	*	KREP	System Constraints
06/03/20 06:03	0.0	0.00	06/03/20 15:28	0	*	Waianae	System Constraints
06/03/20 06:06	0.0	0.00	06/03/20 07:16	0	*	Aloha1	System Constraints
06/03/20 08:40	0.0	0.00	06/07/20 06:35	0	545.80	WestL	Facility Requested
06/03/20 14:29	0.0	1.70	06/03/20 15:33	0	*	Aloha2	System Constraints
06/03/20 17:21	0.0	0.80	06/03/20 19:20	0	*	KREP	System Constraints
06/04/20 09:14	0.0	2.60	06/04/20 10:20	0	*	Aloha2	System Constraints
06/08/20 07:14	0.0	0.70	06/08/20 08:19	0	*	KREP	System Constraints
06/08/20 07:16	0.0	4.37	06/08/20 08:22	0	7.88	WestL	System Constraints
06/08/20 16:21	0.0	0.90	06/08/20 16:56	0	*	KREP	System Constraints
06/08/20 16:25	0.0	5.00	06/08/20 16:54	0	2.68	WestL	System Constraints
06/09/20 10:16	Various	26.61	06/09/20 11:44	13.01	*	Waipio	System Constraints
06/10/20 06:59	0.0	0.00	06/10/20 08:18	0	*	KREP	System Constraints
06/10/20 07:00	0.0	2.00	06/10/20 08:20	0	8.61	WestL	System Constraints
06/10/20 07:39	0.0	2.20	06/10/20 18:20	0	*	KLS2	System Constraints
06/10/20 09:12	Various	11.14	06/10/20 14:53	9.97	*	Waipio	System Constraints
06/10/20 14:47	0.0	8.40	06/10/20 15:37	0	*	KWMakai	System Constraints
06/10/20 14:47	0.0	12.50	06/10/20 15:37	0	*	KWMauka	System Constraints
06/10/20 14:50	0.0	20.30	06/10/20 15:40	0	*	KSMauka	System Constraints
06/10/20 14:51	0.0	5.10	06/10/20 15:40	0	*	KSMakai	System Constraints
06/10/20 15:04	0.0	23.70	06/10/20 15:38	0	*	KWF	System Constraints
06/10/20 15:45	0.0	4.62	06/10/20 16:14	0	*	Lani	Facility Requested
06/10/20 16:00	0.0	2.60	06/10/20 18:53	0	*	KREP	System Constraints
06/10/20 16:03	0.0	7.60	06/10/20 18:53	0	12.34	WestL	System Constraints
06/11/20 08:49	Various	40.44	06/11/20 11:10	35.29	*	Waipio	System Constraints
06/12/20 06:38	0.0	0.00	06/12/20 07:10	0	*	KREP	System Constraints
06/12/20 06:39	0.0	1.30	06/12/20 07:13	0	1.05	WestL	System Constraints
06/12/20 18:22	0.0	0.00	06/12/20 19:03	0	*	KREP	System Constraints
06/12/20 18:24	0.0	0.00	06/12/20 19:05	0	0.60	WestL	System Constraints
06/13/20 12:03	0.0	19.30	06/13/20 15:08	0	*	KSMauka	Oversupply
06/13/20 13:07	0.0	11.00	06/13/20 15:08	0	*	KSMakai	Oversupply
06/13/20 13:44	0.0	4.30	06/13/20 15:03	0	*	Aloha2	Oversupply
06/13/20 13:46	0.0	41.60	06/13/20 15:02	0	*	Waipio	Oversupply
06/13/20 13:49	0.0	14.30	06/13/20 14:48	0	*	Lani	Oversupply
06/13/20 13:52	0.0	20.00	06/13/20 14:44	0	13.70	WestL	Oversupply
06/14/20 05:16	0.0	0.00	06/15/20 16:38	0	*	Waianae	System Constraints
06/14/20 05:20	0.0	0.00	06/14/20 05:31	0	*	Aloha1	System Constraints
06/15/20 07:52	0.0	2.67	06/15/20 08:24	0	*	KWMakai	System Constraints
06/15/20 07:55	0.0	-2.98	06/15/20 08:22	0	*	KSMakai	System Constraints
06/15/20 07:58	0.0	16.42	06/15/20 08:35	0	*	KWF	System Constraints
06/15/20 10:56	0.0	29.00	06/15/20 11:23	0	*	KSMauka	Facility Requested
06/15/20 12:55	0.0	29.00	06/15/20 13:14	0	*	KSMauka	Facility Requested
06/15/20 14:57	0.0	7.50	06/15/20 16:05	0	*	KWMakai	System Constraints
06/15/20 14:59	0.0	5.90	06/15/20 16:03	0	*	KSMakai	System Constraints
06/15/20 15:13	0.0	20.30	06/15/20 16:15	0	*	KWF	System Constraints
06/15/20 15:25	0.0	4.00	06/15/20 16:22	0	*	Aloha1	System Constraints
06/16/20 05:40	0.0	0.00	06/16/20 14:46	0	*	Waianae	System Constraints
06/16/20 09:37	0.0	1.50	06/16/20 09:51	0	*	Aloha1	System Constraints
06/16/20 14:01	0.0	3.00	06/16/20 14:41	0	*	Aloha1	System Constraints
06/17/20 05:22	0.0	0.00	06/17/20 07:59	0	6.42	WestL	System Constraints
06/17/20 06:27	0.0	0.05	06/17/20 07:50	0	*	KREP	System Constraints
06/17/20 06:59	0.0	0	06/17/20 18:09	0	*	KLS2	System Constraints
06/17/20 07:30	0.0	4.27	06/17/20 08:52	0	*	KWMakai	System Constraints
06/17/20 07:30	0.0	0	06/17/20 08:53	0	*	KWF	System Constraints
06/17/20 07:34	0.0	-2.31	06/17/20 08:31	0	*	KSMakai	System Constraints
06/17/20 08:34	0.0	11.44	06/17/20 08:39	0	0.23	WestL	System Constraints
06/17/20 08:49	0.0	5.66	06/17/20 08:56	0	1.14	WestL	System Constraints

Hawaiian Electric Company, Inc. Curtailment Report June 2020

Start Date/Time	Curtailment Set Point	MW output prior to start of curtailment	End Date/Time	MW output after curtailment released	Estimated MWh of curtailed energy during event (1)	IPP/Facility	Reason for Curtailment
06/17/20 12:16	0.0	17.00	06/17/20 13:16	0	*	KWMakai	System Constraints
06/17/20 12:17	0.0	18.00	06/17/20 13:11	0	*	KSMakai	System Constraints
06/17/20 12:22	0.0	5.60	06/17/20 13:21	0	*	KWF	System Constraints
06/17/20 14:16	0.0	4.00	06/17/20 16:19	0	*	KREP	System Constraints
06/17/20 14:17	0.0	12.00	06/17/20 16:20	0	30.98	WestL	System Constraints
06/17/20 19:50	Various	-0.07	06/18/20 07:47	1.7	*	Waianae	System Constraints
06/21/20 18:37	0.0	0.09	06/21/20 19:33	0	0.20	WestL	System Constraints
06/21/20 18:40	0.0	0.06	06/21/20 19:36	0	*	KREP	System Constraints
06/22/20 06:35	0.0	0.00	06/22/20 07:12	0	*	KREP	System Constraints
06/22/20 06:36	0.0	0.80	06/22/20 07:13	0	1.94	WestL	System Constraints
06/22/20 17:57	0.0	0.30	06/22/20 18:37	0	*	KREP	System Constraints
06/22/20 18:23	0.0	0.00	06/22/20 18:38	0	0.12	WestL	System Constraints
06/23/20 06:46	0.0	0.00	06/23/20 07:23	0	*	KREP	System Constraints
06/23/20 06:46	0.0	1.10	06/23/20 07:25	0	2.51	WestL	System Constraints
06/23/20 08:27	0.0	22.30	06/23/20 09:21	0	*	Waianae	System Constraints
06/23/20 09:09	Various	24.74	06/23/20 11:52	13.25	*	Waipio	System Constraints
06/23/20 17:37	0.0	0.30	06/23/20 17:49	0	*	KREP	System Constraints
06/23/20 17:39	0.0	1.60	06/23/20 17:50	0	0.54	WestL	System Constraints
06/24/20 11:14	0.0	29.00	06/24/20 12:56	0	*	KSMauka	Oversupply
06/24/20 06:18	0.0	0.10	06/24/20 06:43	0	*	KREP	System Constraints
06/24/20 06:19	0.0	0.20	06/24/20 06:44	0	0.64	WestL	System Constraints
06/24/20 16:01	0.0	0.80	06/24/20 16:29	0	*	KREP	System Constraints
06/24/20 16:06	0.0	6.50	06/24/20 16:28	0	1.76	WestL	System Constraints
06/24/20 19:42	0.0	0.00	06/25/20 09:37	0	*	KREP	System Constraints
06/24/20 19:44	0.0	0.00	06/25/20 09:25	0	0.00	WestL	System Constraints
06/25/20 07:56	0.0	4.34	06/25/20 08:09	0	*	Waipio	System Constraints
06/25/20 21:03	0.0	0.00	06/25/20 21:19	0	*	KREP	System Constraints
06/25/20 21:05	0.0	0.00	06/25/20 21:21	0	*	WestL	System Constraints
06/26/20 07:04	0.0	0.00	06/26/20 07:21	0	*	KREP	System Constraints
06/26/20 07:04	0.0	1.40	06/26/20 07:23	0	1.08	WestL	System Constraints
06/26/20 10:16	0.0	29.00	06/26/20 11:41	0	*	KSMauka	Oversupply
06/26/20 10:17	0.0	20.00	06/26/20 11:21	0	*	KSMakai	Oversupply
06/26/20 12:07	0.0	29.00	06/26/20 14:29	0	*	KSMauka	Oversupply
06/26/20 14:29	10.0	0.00	06/26/20 14:42	-9.93	*	KSMauka	Oversupply
06/26/20 20:35	0.0	0.00	06/26/20 20:53	0	*	KREP	System Constraints
06/26/20 20:36	0.0	0.00	06/26/20 20:54	0	*	WestL	System Constraints
06/27/20 21:41	0.0	0.00	06/27/20 22:03	0	*	WestL	Facility Requested
06/28/20 19:07	0.0	0.00	06/28/20 19:28	0	*	WestL	Facility Requested
06/29/20 08:42	10.0	-11.58	06/29/20 09:09	0	*	KSMauka	System Constraints
06/30/20 06:47	0.0	0.00	06/30/20 07:23	0	*	KREP	System Constraints
06/30/20 06:48	0.0	1.30	06/30/20 07:23	0	1.54	WestL	System Constraints
06/30/20 07:30	3.0	-8.43	06/30/20 07:43	-2.95	*	KSMauka	System Constraints
06/30/20 09:02	4.5	16.30	06/30/20 09:16	2.46	*	Waipio	System Constraints
06/30/20 22:58	0.0	0.00	06/30/20 23:25	0	*	KREP	System Constraints
06/30/20 23:00	0.0	0.00	06/30/20 23:27	0	*	WestL	System Constraints

Aloha1 = Aloha Solar Energy Fund I
Aloha2 = Aloha Solar Energy Fund II
KLS2 = Kalaeloa Solar Two
KREP = Kalaeloa Renewable Energy Partners
KWF = Kahuku Wind Power
Lani = Lanikuhana Solar
KSMakai = Kawaiiloa Solar Makai
KSMauka = Kawaiiloa Solar Mauka
KWMakai = Kawaiiloa Wind Makai
KWMauka = Kawaiiloa Wind Mauka
North = Waihonu North
South = Waihonu South
Waianae = EE Waianae Solar Project
Waipio = Waipio PV
WestL = West Loch PV

(1) The estimated MWh of energy curtailed during the event is supplied by IPP, and HECO does not make any representations as to its accuracy.
* Data has not been provided by IPP.



Maui Curtailment Report

June 2020

Start Date and Time	Duration (minutes)	IPP Curtailed	Estimated Curtailed MWH	Peak MW Curtailed	Reasons for Curtailment
6/1/2020 1:20	0:01	KWP11	0.0018	18.2676	Oversupply
6/1/2020 1:22	0:01	KWP11	0.0001	17.9343	Oversupply
6/1/2020 1:53	2:56	KWP11	18.8079	19.2047	Oversupply
6/1/2020 6:44	0:01	KWP11	0.0055	18.9801	Oversupply
6/1/2020 6:44	0:01	SSA2	0.0004	0.1450	Oversupply
6/1/2020 6:44	0:01	SSA3	0.0011	0.0360	Oversupply
6/1/2020 6:45	0:09	17-2	0.0067	0.0560	Oversupply
6/1/2020 6:45	0:01	SSA2	0.0013	0.1500	Oversupply
6/1/2020 6:45	0:01	SSA3	0.0027	0.2040	Oversupply
6/1/2020 6:46	0:01	SSA3	0.0027	0.2120	Oversupply
6/1/2020 6:46	0:01	SSA2	0.0013	0.1500	Oversupply
6/1/2020 6:47	0:06	BS250	Data is not available	Data is not available	Oversupply
6/1/2020 6:47	0:01	SSA3	0.0026	0.0650	Oversupply
6/1/2020 6:47	0:06	SSA3	0.0216	0.2190	Oversupply
6/1/2020 6:48	0:04	SSA2	0.0065	0.0060	Oversupply
6/1/2020 6:49	0:05	KWP11	0.0453	19.1458	Oversupply
6/1/2020 7:27	0:01	17-2	0.0008	0.1650	Oversupply
6/1/2020 7:28	0:01	SSA3	0.0001	0.5650	Oversupply
6/1/2020 7:28	0:01	SSA2	0.0034	0.3720	Oversupply
6/1/2020 7:29	0:01	17-2	0.0020	0.1250	Oversupply
6/1/2020 7:31	0:07	17-2	0.0139	0.2860	Oversupply
6/1/2020 7:31	0:01	SSA3	0.0061	0.5390	Oversupply
6/1/2020 7:31	0:01	SSA2	0.0072	0.4190	Oversupply
6/1/2020 7:32	0:01	SSA3	0.0060	0.4410	Oversupply
6/1/2020 7:32	0:01	SSA2	0.0072	0.0930	Oversupply
6/1/2020 7:32	0:01	SSA3	0.0060	0.0090	Oversupply
6/1/2020 7:33	0:01	BS250	Data is not available	Data is not available	Oversupply
6/1/2020 7:33	0:02	SSA2	0.0143	0.0190	Oversupply
6/1/2020 7:33	0:01	SSA3	0.0061	0.1050	Oversupply
6/1/2020 7:34	0:01	KWP11	0.0005	19.1777	Oversupply
6/1/2020 7:34	0:01	SSA3	0.0060	0.0050	Oversupply
6/1/2020 7:35	0:01	BS250	Data is not available	Data is not available	Oversupply
6/1/2020 7:35	0:01	SSA3	0.0061	-0.0010	Oversupply
6/1/2020 7:35	0:01	SSA2	0.0072	0.0000	Oversupply
6/1/2020 7:36	0:01	SSA3	0.0060	0.0480	Oversupply
6/1/2020 7:36	0:01	SSA2	0.0072	0.0820	Oversupply
6/1/2020 9:16	0:30	17-2	0.3327	0.7500	Oversupply
6/1/2020 9:16	0:01	SSA2	0.0070	0.5110	Oversupply
6/1/2020 9:17	0:01	SSA2	0.0070	0.4140	Oversupply
6/1/2020 9:17	0:01	SSA3	0.0268	1.9160	Oversupply
6/1/2020 9:18	0:21	BS250	Data is not available	Data is not available	Oversupply
6/1/2020 9:18	0:21	SSA2	0.1932	0.0930	Oversupply
6/1/2020 9:18	0:20	SSA3	0.7533	0.0410	Oversupply
6/1/2020 9:19	0:20	KWP11	0.6470	18.7905	Oversupply
6/1/2020 9:38	0:01	SSA3	0.0318	-0.0030	Oversupply
6/1/2020 9:38	0:01	SSA2	0.0096	0.0550	Oversupply
6/1/2020 9:39	0:01	SSA3	0.0318	0.2580	Oversupply
6/1/2020 9:39	0:01	SSA2	0.0096	0.0060	Oversupply
6/1/2020 9:39	0:01	SSA3	0.0332	0.0450	Oversupply
6/1/2020 9:40	0:01	SSA2	0.0093	0.0930	Oversupply
6/1/2020 9:40	0:01	SSA3	0.0318	0.2940	Oversupply
6/1/2020 9:41	0:01	SSA2	0.0096	0.1670	Oversupply
6/1/2020 9:41	0:01	SSA3	0.0311	0.8320	Oversupply
6/1/2020 9:42	0:01	SSA3	0.0325	0.6100	Oversupply
6/1/2020 9:42	0:01	SSA2	0.0096	0.2380	Oversupply
6/1/2020 9:43	0:01	SSA3	0.0311	1.4860	Oversupply
6/1/2020 9:43	0:01	SSA2	0.0096	0.6380	Oversupply
6/1/2020 9:43	0:01	SSA3	0.0318	2.0070	Oversupply
6/1/2020 13:13	0:14	17-2	0.1162	0.7500	Oversupply
6/1/2020 13:15	0:01	SSA2	0.0173	1.6440	Oversupply
6/1/2020 13:15	0:01	SSA3	0.0139	2.1870	Oversupply
6/1/2020 13:15	0:01	SSA2	0.0173	1.4400	Oversupply
6/1/2020 13:17	0:01	SSA2	0.0173	2.2010	Oversupply
6/1/2020 13:18	0:01	SSA3	0.0136	2.5690	Oversupply
6/1/2020 13:18	0:01	SSA2	0.0173	1.8320	Oversupply
6/1/2020 13:19	0:01	SSA3	0.0142	1.3020	Oversupply
6/1/2020 13:19	0:01	SSA2	0.0173	0.9050	Oversupply
6/1/2020 13:19	0:01	SSA3	0.0142	0.7590	Oversupply
6/1/2020 13:20	0:01	SSA2	0.0173	0.6720	Oversupply
6/1/2020 13:20	0:01	SSA3	0.0136	1.3770	Oversupply
6/1/2020 13:21	0:01	SSA2	0.0173	1.0390	Oversupply
6/1/2020 13:21	0:01	SSA3	0.0139	0.9230	Oversupply
6/1/2020 13:21	0:01	SSA2	0.0173	0.6200	Oversupply
6/1/2020 13:22	0:01	SSA3	0.0136	0.1500	Oversupply
6/1/2020 13:22	0:01	SSA2	0.0173	1.4980	Oversupply



Maui Curtailment Report

June 2020

Start Date and Time	Duration (minutes)	IPP Curtailed	Estimated Curtailed MWH	Peak MW Curtailed	Reasons for Curtailment
6/1/2020 13:22	0:01	SSA3	0.0139	0.8570	Oversupply
6/1/2020 13:23	0:01	SSA2	0.0173	0.1560	Oversupply
6/1/2020 13:23	0:01	SSA3	0.0139	0.4270	Oversupply
6/1/2020 13:24	0:01	SSA3	0.0142	0.1680	Oversupply
6/1/2020 13:24	0:01	SSA2	0.0173	0.7040	Oversupply
6/1/2020 13:25	0:01	SSA3	0.0139	1.1970	Oversupply
6/1/2020 13:27	0:01	SSA3	0.0139	2.0040	Oversupply
6/1/2020 13:28	0:01	SSA2	0.0173	2.0300	Oversupply
6/1/2020 13:28	0:01	SSA3	0.0136	1.6990	Oversupply
6/1/2020 13:28	0:01	SSA2	0.0173	0.7100	Oversupply
6/1/2020 13:29	0:17	17-2	0.1981	0.7500	Oversupply
6/1/2020 13:29	0:01	SSA3	0.0142	0.5690	Oversupply
6/1/2020 13:29	0:01	SSA2	0.0166	0.1500	Oversupply
6/1/2020 13:29	0:01	SSA3	0.0180	0.4730	Oversupply
6/1/2020 13:31	0:01	SSA3	0.0129	0.7620	Oversupply
6/1/2020 13:31	0:01	SSA2	0.0214	1.9310	Oversupply
6/1/2020 13:32	0:01	SSA3	0.0124	0.7700	Oversupply
6/1/2020 13:32	0:01	SSA2	0.0214	0.6500	Oversupply
6/1/2020 13:32	0:01	SSA3	0.0124	0.5640	Oversupply
6/1/2020 13:33	0:01	SSA2	0.0214	0.4760	Oversupply
6/1/2020 13:33	0:01	SSA3	0.0127	0.7050	Oversupply
6/1/2020 13:34	0:01	SSA2	0.0214	1.6790	Oversupply
6/1/2020 13:34	0:01	SSA3	0.0129	0.7460	Oversupply
6/1/2020 13:34	0:01	SSA2	0.0214	0.9170	Oversupply
6/1/2020 13:35	0:01	SSA3	0.0129	0.8470	Oversupply
6/1/2020 13:35	0:01	SSA2	0.0214	0.8240	Oversupply
6/1/2020 13:36	0:01	SSA3	0.0124	1.3900	Oversupply
6/1/2020 13:36	0:01	SSA2	0.0214	2.2120	Oversupply
6/1/2020 13:36	0:01	SSA3	0.0129	1.7670	Oversupply
6/1/2020 13:37	0:01	SSA3	0.0127	2.1180	Oversupply
6/1/2020 13:38	0:01	SSA3	0.0129	1.7470	Oversupply
6/1/2020 13:38	0:01	SSA2	0.0214	1.2660	Oversupply
6/1/2020 13:39	0:01	SSA3	0.0127	1.9690	Oversupply
6/1/2020 13:39	0:01	SSA2	0.0214	1.1700	Oversupply
6/1/2020 13:39	0:01	SSA3	0.0129	0.3530	Oversupply
6/1/2020 13:40	0:01	SSA2	0.0206	2.0180	Oversupply
6/1/2020 13:40	0:01	SSA3	0.0127	0.4310	Oversupply
6/1/2020 13:40	0:01	SSA2	0.0214	1.1110	Oversupply
6/1/2020 13:41	0:01	SSA3	0.0127	1.1550	Oversupply
6/1/2020 13:41	0:01	SSA2	0.0214	0.9930	Oversupply
6/1/2020 13:42	0:01	SSA3	0.0129	0.5350	Oversupply
6/1/2020 13:42	0:01	SSA2	0.0214	0.4180	Oversupply
6/1/2020 13:42	0:01	SSA3	0.0124	1.0460	Oversupply
6/1/2020 13:43	0:01	SSA2	0.0214	2.0510	Oversupply
6/1/2020 13:47	0:01	SSA2	0.0145	2.5560	Oversupply
6/1/2020 13:48	0:01	SSA3	0.0064	1.8290	Oversupply
6/1/2020 13:48	0:01	SSA2	0.0145	1.2340	Oversupply
6/1/2020 13:49	0:04	17-2	0.0498	0.7500	Oversupply
6/1/2020 13:49	0:01	SSA3	0.0067	1.7970	Oversupply
6/1/2020 13:49	0:01	SSA2	0.0145	0.2250	Oversupply
6/1/2020 13:49	0:01	SSA3	0.0064	2.0010	Oversupply
6/1/2020 13:50	0:01	SSA2	0.0145	1.5890	Oversupply
6/1/2020 13:50	0:01	SSA3	0.0065	2.3850	Oversupply
6/1/2020 13:51	0:01	SSA3	0.0065	2.1080	Oversupply
6/1/2020 13:52	0:01	SSA3	0.0067	3.0530	Oversupply
6/1/2020 13:53	0:01	SSA3	0.0065	2.3450	Oversupply
6/1/2020 13:53	0:01	SSA2	0.0145	2.9950	Oversupply
6/1/2020 13:54	0:02	17-2	0.0153	0.7500	Oversupply
6/1/2020 13:54	0:01	SSA3	0.0067	0.1170	Oversupply
6/1/2020 14:02	0:01	17-2	0.0063	0.7500	Oversupply
6/1/2020 14:07	0:01	SSA3	0.0169	2.7930	Oversupply
6/1/2020 14:07	0:01	SSA2	0.0097	2.3750	Oversupply
6/1/2020 14:08	0:47	17-2	0.5582	0.7500	Oversupply
6/1/2020 14:08	0:01	SSA3	0.0165	1.2200	Oversupply
6/1/2020 14:08	0:01	SSA2	0.0097	0.9540	Oversupply
6/1/2020 14:09	0:01	SSA3	0.0169	0.5850	Oversupply
6/1/2020 14:09	0:03	SSA2	0.0286	0.0670	Oversupply
6/1/2020 14:09	0:01	SSA3	0.0173	0.4130	Oversupply
6/1/2020 14:10	0:02	BS250	Data is not available	Data is not available	Oversupply
6/1/2020 14:10	0:02	SSA3	0.0331	0.0200	Oversupply
6/1/2020 14:11	0:02	KWPll	0.0095	8.2681	Oversupply
6/1/2020 14:12	0:01	SSA3	0.0169	-0.0030	Oversupply
6/1/2020 14:12	0:01	SSA2	0.0097	0.0220	Oversupply
6/1/2020 14:12	0:01	SSA3	0.0169	-0.0030	Oversupply
6/1/2020 14:13	0:01	SSA2	0.0097	0.0690	Oversupply



Maui Curtailment Report

June 2020

Start Date and Time	Duration (minutes)	IPP Curtailed	Estimated Curtailed MWH	Peak MW Curtailed	Reasons for Curtailment
6/1/2020 14:13	0:01	SSA3	0.0173	-0.0030	Oversupply
6/1/2020 14:13	0:01	SSA2	0.0097	0.1160	Oversupply
6/1/2020 14:14	0:01	SSA3	0.0208	-0.0030	Oversupply
6/1/2020 14:14	0:01	SSA2	0.0180	-0.0010	Oversupply
6/1/2020 14:15	0:01	SSA3	0.0346	-0.0030	Oversupply
6/1/2020 14:15	0:01	SSA2	0.0397	0.1190	Oversupply
6/1/2020 14:15	0:04	SSA3	0.1759	0.0020	Oversupply
6/1/2020 14:16	0:05	BS250	Data is not available	Data is not available	Oversupply
6/1/2020 14:16	0:03	SSA2	0.1589	0.0050	Oversupply
6/1/2020 14:17	0:02	KWP11	0.0182	8.5086	Oversupply
6/1/2020 14:19	0:02	SSA3	0.0699	0.0300	Oversupply
6/1/2020 14:19	0:01	SSA2	0.0397	0.0120	Oversupply
6/1/2020 14:20	0:01	SSA2	0.0397	0.0010	Oversupply
6/1/2020 14:21	0:04	KWP11	0.0334	9.9107	Oversupply
6/1/2020 14:21	0:03	SSA3	0.1414	0.0710	Oversupply
6/1/2020 14:21	0:03	SSA2	0.1192	0.0030	Oversupply
6/1/2020 14:22	0:02	BS250	Data is not available	Data is not available	Oversupply
6/1/2020 14:24	0:01	SSA2	0.0397	0.2680	Oversupply
6/1/2020 14:24	0:01	SSA3	0.0353	0.1930	Oversupply
6/1/2020 14:25	0:01	SSA3	0.0346	0.3520	Oversupply
6/1/2020 14:25	0:01	SSA2	0.0390	0.6130	Oversupply
6/1/2020 14:25	0:01	SSA3	0.0346	0.5440	Oversupply
6/1/2020 14:26	0:01	SSA2	0.0397	0.5960	Oversupply
6/1/2020 14:26	0:01	SSA3	0.0346	0.1980	Oversupply
6/1/2020 14:26	0:01	SSA2	0.0397	0.0610	Oversupply
6/1/2020 14:27	0:02	SSA3	0.0715	0.5170	Oversupply
6/1/2020 14:27	0:01	SSA2	0.0397	0.1950	Oversupply
6/1/2020 14:28	0:01	BS250	Data is not available	Data is not available	Oversupply
6/1/2020 14:28	0:01	KWP11	0.0047	9.8059	Oversupply
6/1/2020 14:28	0:01	SSA2	0.0397	0.0190	Oversupply
6/1/2020 14:28	0:01	SSA3	0.0346	0.0410	Oversupply
6/1/2020 14:29	0:01	SSA2	0.0356	0.0920	Oversupply
6/1/2020 14:29	0:01	SSA3	0.0178	0.7700	Oversupply
6/1/2020 14:30	0:01	SSA2	0.0202	0.1100	Oversupply
6/1/2020 14:30	0:01	SSA3	0.0024	1.8230	Oversupply
6/1/2020 14:31	0:01	SSA3	0.0023	2.2580	Oversupply
6/1/2020 14:31	0:01	SSA2	0.0202	0.1230	Oversupply
6/1/2020 14:31	0:01	SSA3	0.0023	2.8470	Oversupply
6/1/2020 14:32	0:01	SSA2	0.0202	0.1020	Oversupply
6/2/2020 7:42	0:01	KWP11	0.0002	0.0110	Oversupply
6/2/2020 10:56	0:01	SSA2	-0.0002	1.2100	Oversupply
6/2/2020 11:11	0:01	SSA2	0.0008	2.6670	Oversupply
6/2/2020 11:11	0:01	SSA3	0.0010	2.8110	Oversupply
6/2/2020 11:12	0:01	SSA2	0.0008	2.9220	Oversupply
6/2/2020 11:13	0:03	17-2	0.0113	0.4930	Oversupply
6/2/2020 11:33	0:01	SSA2	0.0082	2.6930	Oversupply
6/2/2020 11:34	0:01	SSA3	0.0041	2.9200	Oversupply
6/2/2020 11:34	0:02	17-2	0.0134	0.4880	Oversupply
6/2/2020 11:34	0:01	SSA2	0.0082	0.1230	Oversupply
6/2/2020 13:06	0:01	SSA3	0.0096	0.0000	Oversupply
6/2/2020 13:06	0:01	SSA2	0.0209	2.5470	Oversupply
6/2/2020 13:06	0:01	SSA3	0.0101	0.0000	Oversupply
6/2/2020 13:07	0:42	17-2	0.4515	0.7500	Oversupply
6/2/2020 13:07	0:01	SSA2	0.0209	0.9390	Oversupply
6/2/2020 13:07	0:01	SSA3	0.0099	0.0000	Oversupply
6/2/2020 13:08	0:01	BS250	Data is not available	Data is not available	Oversupply
6/2/2020 13:08	0:01	SSA2	0.0209	0.0220	Oversupply
6/2/2020 13:08	0:01	SSA3	0.0099	0.0000	Oversupply
6/2/2020 13:09	0:01	AWE	0.0036	12.9000	Oversupply
6/2/2020 13:09	0:01	SSA3	0.0099	0.0000	Oversupply
6/2/2020 13:09	0:01	SSA2	0.0209	0.0310	Oversupply
6/2/2020 13:09	0:01	SSA3	0.0101	0.0000	Oversupply
6/2/2020 13:09	0:01	SSA2	0.0209	0.4930	Oversupply
6/2/2020 13:10	0:01	SSA3	0.0101	0.0000	Oversupply
6/2/2020 13:10	0:01	SSA2	0.0209	0.8810	Oversupply
6/2/2020 13:11	0:01	SSA3	0.0099	0.0000	Oversupply
6/2/2020 13:11	0:01	SSA2	0.0209	0.4710	Oversupply
6/2/2020 13:12	0:09	SSA3	0.1151	0.0000	Oversupply
6/2/2020 13:12	0:09	SSA2	0.3472	0.0340	Oversupply
6/2/2020 13:13	0:08	BS250	Data is not available	Data is not available	Oversupply
6/2/2020 13:13	0:09	AWE	0.1644	11.6000	Oversupply
6/2/2020 13:21	0:01	SSA2	0.0401	0.0030	Oversupply
6/2/2020 13:21	0:01	SSA3	0.0095	0.0000	Oversupply
6/2/2020 13:22	0:01	SSA2	0.0401	0.3970	Oversupply
6/2/2020 13:22	0:01	SSA3	0.0095	0.0000	Oversupply



Maui Curtailment Report

June 2020

Start Date and Time	Duration (minutes)	IPP Curtailed	Estimated Curtailed MWH	Peak MW Curtailed	Reasons for Curtailment
6/2/2020 13:22	0:01	SSA3	0.0092	0.0000	Oversupply
6/2/2020 13:22	0:01	SSA2	0.0401	0.7170	Oversupply
6/2/2020 13:23	0:01	SSA3	0.0095	0.0000	Oversupply
6/2/2020 13:23	0:01	SSA2	0.0401	0.3220	Oversupply
6/2/2020 13:24	0:01	SSA3	0.0092	0.0000	Oversupply
6/2/2020 13:24	0:01	SSA2	0.0401	0.0330	Oversupply
6/2/2020 13:25	0:01	BS250	Data is not available	Data is not available	Oversupply
6/2/2020 13:25	0:01	SSA3	0.0095	0.0000	Oversupply
6/2/2020 13:25	0:03	SSA2	0.1603	0.2210	Oversupply
6/2/2020 13:25	0:03	SSA3	0.0372	0.0000	Oversupply
6/2/2020 13:27	0:02	BS250	Data is not available	Data is not available	Oversupply
6/2/2020 13:27	0:03	AWE	0.0378	11.8000	Oversupply
6/2/2020 13:28	0:01	SSA3	0.0095	0.0000	Oversupply
6/2/2020 13:29	0:01	SSA2	0.0401	-0.0030	Oversupply
6/2/2020 13:29	0:01	SSA3	0.0091	0.0000	Oversupply
6/2/2020 13:29	0:01	SSA2	0.0395	-0.0030	Oversupply
6/2/2020 13:30	0:01	SSA3	0.0064	0.0000	Oversupply
6/2/2020 13:30	0:01	SSA2	0.0394	-0.0030	Oversupply
6/2/2020 13:31	0:01	SSA3	0.0064	0.0000	Oversupply
6/2/2020 13:31	0:01	SSA2	0.0394	-0.0030	Oversupply
6/2/2020 13:32	0:05	BS250	Data is not available	Data is not available	Oversupply
6/2/2020 13:32	0:05	SSA3	0.0446	0.0000	Oversupply
6/2/2020 13:32	0:04	SSA2	0.1954	-0.0030	Oversupply
6/2/2020 13:33	0:05	AWE	0.1181	14.1000	Oversupply
6/2/2020 13:36	0:01	SSA2	0.0394	0.0000	Oversupply
6/2/2020 13:37	0:01	SSA3	0.0062	-0.0060	Oversupply
6/2/2020 13:37	0:01	SSA2	0.0394	0.1150	Oversupply
6/2/2020 13:38	0:01	SSA3	0.0064	-0.0040	Oversupply
6/2/2020 13:38	0:01	SSA2	0.0394	0.2710	Oversupply
6/2/2020 13:38	0:01	SSA3	0.0065	-0.0040	Oversupply
6/2/2020 13:39	0:01	SSA2	0.0394	0.5100	Oversupply
6/2/2020 13:39	0:01	SSA3	0.0064	-0.0040	Oversupply
6/2/2020 13:40	0:01	SSA2	0.0394	0.8420	Oversupply
6/2/2020 13:40	0:01	SSA3	0.0065	-0.0040	Oversupply
6/2/2020 13:41	0:03	SSA2	0.1181	0.0550	Oversupply
6/2/2020 13:41	0:02	SSA3	0.0129	-0.0040	Oversupply
6/2/2020 13:42	0:01	AWE	0.0013	15.2000	Oversupply
6/2/2020 13:42	0:01	SSA3	0.0062	0.0810	Oversupply
6/2/2020 13:43	0:01	SSA3	0.0062	0.0620	Oversupply
6/2/2020 13:43	0:01	SSA2	0.0394	0.1440	Oversupply
6/2/2020 13:44	0:01	SSA3	0.0063	0.1960	Oversupply
6/2/2020 13:44	0:01	SSA2	0.0295	0.6240	Oversupply
6/2/2020 13:45	0:01	SSA3	0.0023	0.2770	Oversupply
6/2/2020 13:45	0:01	SSA2	0.0210	1.2270	Oversupply
6/2/2020 13:45	0:01	SSA3	0.0022	0.3360	Oversupply
6/2/2020 13:46	0:01	SSA2	0.0210	2.0100	Oversupply
6/2/2020 13:46	0:01	SSA3	0.0022	0.2590	Oversupply
6/2/2020 13:47	0:01	SSA2	0.0210	1.8040	Oversupply
6/2/2020 13:47	0:01	SSA3	0.0023	0.3050	Oversupply
6/2/2020 13:48	0:01	SSA2	0.0210	1.3900	Oversupply
6/2/2020 13:48	0:01	SSA3	0.0023	0.2040	Oversupply
6/2/2020 13:50	0:02	17-2	0.0014	0.7500	Oversupply
6/2/2020 13:53	0:01	SSA3	0.0022	0.4400	Oversupply
6/2/2020 13:54	0:59	17-2	0.6694	0.7500	Oversupply
6/2/2020 13:54	0:01	SSA2	0.0210	1.9810	Oversupply
6/2/2020 13:54	0:01	SSA3	0.0022	0.2330	Oversupply
6/2/2020 13:54	0:01	SSA2	0.0210	0.4710	Oversupply
6/2/2020 13:55	0:33	BS250	Data is not available	Data is not available	Oversupply
6/2/2020 13:55	0:33	SSA3	0.5899	0.0350	Oversupply
6/2/2020 13:55	0:32	SSA2	1.4258	0.0250	Oversupply
6/2/2020 13:56	0:32	AWE	1.7125	16.9000	Oversupply
6/2/2020 14:27	0:01	SSA2	0.0409	0.0040	Oversupply
6/2/2020 14:28	0:01	SSA3	0.0276	0.0990	Oversupply
6/2/2020 14:28	0:01	SSA2	0.0409	0.3390	Oversupply
6/2/2020 14:28	0:01	SSA3	0.0265	0.1900	Oversupply
6/2/2020 14:29	0:01	SSA3	0.0269	0.2720	Oversupply
6/2/2020 14:29	0:01	SSA2	0.0386	0.4250	Oversupply
6/2/2020 14:30	0:01	SSA3	0.0081	0.3180	Oversupply
6/2/2020 14:30	0:03	SSA2	0.1098	0.6490	Oversupply
6/2/2020 14:31	0:02	BS250	Data is not available	Data is not available	Oversupply
6/2/2020 14:31	0:03	AWE	0.0099	16.8000	Oversupply
6/2/2020 14:31	0:02	SSA3	0.0245	0.0080	Oversupply
6/2/2020 14:33	0:01	SSA2	0.0366	-0.0030	Oversupply
6/2/2020 14:33	0:01	SSA3	0.0083	0.0230	Oversupply
6/2/2020 14:33	0:01	SSA2	0.0366	-0.0030	Oversupply



Maui Curtailment Report

June 2020

Start Date and Time	Duration (minutes)	IPP Curtailed	Estimated Curtailed MWH	Peak MW Curtailed	Reasons for Curtailment
6/2/2020 14:34	0:01	SSA3	0.0081	0.1100	Oversupply
6/2/2020 14:34	0:01	SSA2	0.0366	-0.0030	Oversupply
6/2/2020 14:34	0:01	SSA3	0.0083	0.1170	Oversupply
6/2/2020 14:35	0:01	SSA2	0.0366	0.0310	Oversupply
6/2/2020 14:35	0:01	SSA3	0.0083	0.1220	Oversupply
6/2/2020 14:36	0:01	SSA3	0.0079	0.1190	Oversupply
6/2/2020 14:37	0:01	SSA3	0.0079	0.1840	Oversupply
6/2/2020 14:37	0:01	SSA2	0.0366	0.2140	Oversupply
6/2/2020 14:38	0:01	SSA3	0.0083	0.4020	Oversupply
6/2/2020 14:38	0:01	SSA2	0.0366	0.4500	Oversupply
6/2/2020 14:38	0:01	SSA3	0.0081	0.6330	Oversupply
6/2/2020 14:39	0:01	SSA2	0.0366	0.4320	Oversupply
6/2/2020 14:39	0:01	SSA3	0.0079	0.7120	Oversupply
6/2/2020 14:40	0:01	SSA2	0.0366	1.4750	Oversupply
6/2/2020 14:40	0:01	SSA3	0.0083	0.2600	Oversupply
6/2/2020 14:40	0:01	SSA2	0.0352	0.8630	Oversupply
6/2/2020 14:41	0:01	BS250	Data is not available	Data is not available	Oversupply
6/2/2020 14:41	0:01	SSA3	0.0085	0.1540	Oversupply
6/2/2020 14:41	0:01	SSA2	0.0352	0.2670	Oversupply
6/2/2020 14:41	0:01	SSA3	0.0081	0.0400	Oversupply
6/2/2020 14:42	0:01	SSA2	0.0366	0.3000	Oversupply
6/2/2020 14:42	0:02	SSA3	0.0161	0.0640	Oversupply
6/2/2020 14:43	0:01	BS250	Data is not available	Data is not available	Oversupply
6/2/2020 14:43	0:01	SSA2	0.0366	0.0350	Oversupply
6/2/2020 14:44	0:01	SSA3	0.0079	0.0830	Oversupply
6/2/2020 14:44	0:01	SSA2	0.0337	0.0860	Oversupply
6/2/2020 14:44	0:01	SSA3	0.0043	0.1220	Oversupply
6/2/2020 14:45	0:01	SSA2	0.0176	0.1380	Oversupply
6/2/2020 14:45	0:01	SSA3	0.0018	0.1390	Oversupply
6/2/2020 14:46	0:01	SSA3	0.0019	0.1180	Oversupply
6/2/2020 14:46	0:01	SSA2	0.0176	0.1370	Oversupply
6/2/2020 14:47	0:01	SSA3	0.0018	0.1200	Oversupply
6/2/2020 14:47	0:01	SSA2	0.0169	0.1250	Oversupply
6/2/2020 14:47	0:01	SSA3	0.0019	0.1290	Oversupply
6/2/2020 14:48	0:01	SSA2	0.0176	0.1290	Oversupply
6/2/2020 14:48	0:01	SSA3	0.0019	0.1790	Oversupply
6/2/2020 14:49	0:01	SSA2	0.0176	0.2990	Oversupply
6/2/2020 14:49	0:01	SSA3	0.0019	0.4480	Oversupply
6/2/2020 14:50	0:01	SSA2	0.0176	1.0530	Oversupply
6/2/2020 14:50	0:01	SSA3	0.0018	0.6560	Oversupply
6/2/2020 14:51	0:01	SSA2	0.0176	1.6690	Oversupply
6/2/2020 16:44	0:01	17-2	0.0043	0.4650	Oversupply
6/2/2020 16:54	0:01	SSA3	0.0003	0.5480	Oversupply
6/2/2020 16:55	0:01	17-2	0.0014	0.4530	Oversupply
6/2/2020 16:58	0:01	SSA3	0.0003	0.5700	Oversupply
6/2/2020 16:58	0:01	SSA2	0.0004	0.7360	Oversupply
6/2/2020 16:58	0:03	SSA3	0.0029	0.0110	Oversupply
6/2/2020 16:59	0:04	BS250	Data is not available	Data is not available	Oversupply
6/2/2020 16:59	0:11	17-2	0.0624	0.5010	Oversupply
6/2/2020 16:59	0:03	SSA2	0.0123	0.0280	Oversupply
6/2/2020 17:00	0:02	KWP11	0.0695	15.5940	Oversupply
6/2/2020 17:01	0:01	SSA2	0.0059	-0.0030	Oversupply
6/2/2020 17:02	0:01	SSA3	0.0015	0.0430	Oversupply
6/2/2020 17:02	0:01	SSA2	0.0060	-0.0030	Oversupply
6/2/2020 17:02	0:01	SSA3	0.0016	0.0010	Oversupply
6/2/2020 17:03	0:01	SSA2	0.0060	-0.0030	Oversupply
6/2/2020 17:03	0:01	SSA3	0.0015	0.0980	Oversupply
6/2/2020 17:04	0:01	SSA2	0.0060	-0.0030	Oversupply
6/2/2020 17:04	0:01	SSA3	0.0015	0.0190	Oversupply
6/2/2020 17:05	0:01	SSA3	0.0015	0.3000	Oversupply
6/2/2020 17:05	0:01	SSA3	0.0016	0.5400	Oversupply
6/2/2020 17:06	0:01	SSA2	0.0060	0.5170	Oversupply
6/2/2020 17:06	0:01	SSA3	0.0016	0.1190	Oversupply
6/3/2020 10:37	0:01	SSA3	0.0076	2.9960	Oversupply
6/3/2020 10:37	0:39	17-2	0.3138	0.7500	Oversupply
6/3/2020 10:37	0:01	SSA3	0.0079	2.2720	Oversupply
6/3/2020 10:37	0:01	SSA2	0.0098	2.3870	Oversupply
6/3/2020 10:38	0:01	SSA3	0.0074	1.7990	Oversupply
6/3/2020 10:38	0:01	SSA2	0.0100	2.5930	Oversupply
6/3/2020 10:39	0:01	SSA3	0.0076	2.1600	Oversupply
6/3/2020 10:39	0:01	SSA2	0.0100	1.7150	Oversupply
6/3/2020 10:40	0:01	SSA2	0.0098	2.9770	Oversupply
6/3/2020 10:40	0:01	SSA3	0.0076	1.4890	Oversupply
6/3/2020 10:41	0:01	SSA2	0.0100	2.6780	Oversupply
6/3/2020 10:43	0:01	SSA2	0.0100	2.5290	Oversupply



Maui Curtailment Report

June 2020

Start Date and Time	Duration (minutes)	IPP Curtailed	Estimated Curtailed MWH	Peak MW Curtailed	Reasons for Curtailment
6/3/2020 10:43	0:01	SSA3	0.0076	2.1240	Oversupply
6/3/2020 10:43	0:01	SSA3	0.0076	1.3180	Oversupply
6/3/2020 10:43	0:01	SSA2	0.0100	0.0830	Oversupply
6/3/2020 10:44	0:01	SSA3	0.0106	1.7490	Oversupply
6/3/2020 10:44	0:01	SSA2	0.0134	0.7600	Oversupply
6/3/2020 10:45	0:01	SSA3	0.0135	1.4910	Oversupply
6/3/2020 10:45	0:01	SSA2	0.0152	1.6730	Oversupply
6/3/2020 10:46	0:01	SSA3	0.0132	1.8740	Oversupply
6/3/2020 10:46	0:01	SSA2	0.0152	2.1630	Oversupply
6/3/2020 10:46	0:01	SSA3	0.0135	2.1810	Oversupply
6/3/2020 10:47	0:01	SSA2	0.0152	1.4730	Oversupply
6/3/2020 10:47	0:01	SSA3	0.0132	1.1120	Oversupply
6/3/2020 10:48	0:01	SSA2	0.0152	1.4200	Oversupply
6/3/2020 10:48	0:01	SSA3	0.0138	1.1420	Oversupply
6/3/2020 10:49	0:01	SSA2	0.0152	1.9190	Oversupply
6/3/2020 10:49	0:01	SSA3	0.0135	1.8940	Oversupply
6/3/2020 10:49	0:01	SSA3	0.0132	0.8480	Oversupply
6/3/2020 10:50	0:01	SSA2	0.0152	1.2370	Oversupply
6/3/2020 10:50	0:01	SSA3	0.0135	1.3320	Oversupply
6/3/2020 10:50	0:01	SSA2	0.0152	1.8220	Oversupply
6/3/2020 10:51	0:01	SSA3	0.0135	1.1750	Oversupply
6/3/2020 10:51	0:01	SSA2	0.0152	1.7210	Oversupply
6/3/2020 10:52	0:02	SSA3	0.0270	1.2710	Oversupply
6/3/2020 10:52	0:01	SSA2	0.0152	2.1740	Oversupply
6/3/2020 10:53	0:01	SSA2	0.0152	1.9100	Oversupply
6/3/2020 10:53	0:01	SSA3	0.0138	0.4200	Oversupply
6/3/2020 10:54	0:01	SSA2	0.0152	1.1960	Oversupply
6/3/2020 10:54	0:01	SSA3	0.0135	0.7360	Oversupply
6/3/2020 10:55	0:01	SSA2	0.0158	1.7310	Oversupply
6/3/2020 10:55	0:01	SSA3	0.0138	1.5800	Oversupply
6/3/2020 10:56	0:01	SSA2	0.0152	2.3840	Oversupply
6/3/2020 10:56	0:01	SSA3	0.0138	2.4620	Oversupply
6/3/2020 10:56	0:01	SSA3	0.0138	1.6800	Oversupply
6/3/2020 10:56	0:01	SSA2	0.0152	1.8200	Oversupply
6/3/2020 10:57	0:01	SSA3	0.0135	1.6170	Oversupply
6/3/2020 10:57	0:01	SSA2	0.0152	2.6940	Oversupply
6/3/2020 10:58	0:01	SSA2	0.0152	2.2920	Oversupply
6/3/2020 10:59	0:01	SSA3	0.0135	2.6970	Oversupply
6/3/2020 10:59	0:01	SSA2	0.0129	2.1860	Oversupply
6/3/2020 10:59	0:01	SSA3	0.0064	2.3300	Oversupply
6/3/2020 11:00	0:01	SSA2	0.0107	2.2260	Oversupply
6/3/2020 11:03	0:01	SSA3	0.0101	2.6480	Oversupply
6/3/2020 11:03	0:01	SSA2	0.0107	1.3190	Oversupply
6/3/2020 11:04	0:01	SSA3	0.0101	2.9060	Oversupply
6/3/2020 11:04	0:01	SSA2	0.0107	3.0950	Oversupply
6/3/2020 11:05	0:01	SSA3	0.0099	2.3840	Oversupply
6/3/2020 11:05	0:01	SSA2	0.0105	1.2440	Oversupply
6/3/2020 11:06	0:01	SSA3	0.0101	2.0010	Oversupply
6/3/2020 11:06	0:01	SSA2	0.0107	1.8890	Oversupply
6/3/2020 11:06	0:01	SSA3	0.0096	2.0690	Oversupply
6/3/2020 11:07	0:01	SSA2	0.0107	2.0850	Oversupply
6/3/2020 11:07	0:01	SSA3	0.0099	2.2510	Oversupply
6/3/2020 11:08	0:01	SSA2	0.0107	2.0780	Oversupply
6/3/2020 11:08	0:01	SSA3	0.0101	1.7620	Oversupply
6/3/2020 11:09	0:01	SSA2	0.0107	1.9890	Oversupply
6/3/2020 11:09	0:01	SSA3	0.0099	1.9790	Oversupply
6/3/2020 11:09	0:01	SSA2	0.0107	1.7240	Oversupply
6/3/2020 11:09	0:01	SSA3	0.0099	1.9580	Oversupply
6/3/2020 11:10	0:01	SSA3	0.0101	0.9030	Oversupply
6/3/2020 11:10	0:01	SSA2	0.0107	2.5830	Oversupply
6/3/2020 11:11	0:01	SSA3	0.0099	1.2400	Oversupply
6/3/2020 11:11	0:01	SSA2	0.0107	0.7070	Oversupply
6/3/2020 11:13	0:01	SSA3	0.0099	1.9450	Oversupply
6/3/2020 11:13	0:01	SSA3	0.0103	2.3820	Oversupply
6/3/2020 11:14	0:01	SSA2	0.0089	2.4680	Oversupply
6/3/2020 11:23	0:01	17-2	0.0002	0.7500	Oversupply
6/3/2020 11:23	0:01	SSA3	-0.0025	2.7440	Oversupply
6/3/2020 11:24	0:01	SSA2	0.0012	2.8390	Oversupply
6/3/2020 11:25	0:02	17-2	0.0118	0.7500	Oversupply
6/3/2020 11:28	0:01	17-2	0.0007	0.2700	Oversupply
6/3/2020 11:29	0:01	SSA3	-0.0021	0.9730	Oversupply
6/3/2020 11:30	0:01	17-2	0.0052	0.5290	Oversupply
6/3/2020 11:35	0:03	17-2	0.0048	0.7500	Oversupply
6/3/2020 11:38	0:01	SSA2	0.0066	2.2060	Oversupply
6/3/2020 11:38	0:01	SSA3	-0.0004	1.3090	Oversupply



Maui Curtailment Report

June 2020

Start Date and Time	Duration (minutes)	IPP Curtailed	Estimated Curtailed MWH	Peak MW Curtailed	Reasons for Curtailment
6/3/2020 11:39	0:04	17-2	0.0133	0.3740	Oversupply
6/3/2020 11:40	0:01	SSA2	0.0066	2.8810	Oversupply
6/3/2020 11:40	0:01	SSA3	-0.0004	2.0500	Oversupply
6/3/2020 11:41	0:01	SSA2	0.0066	2.1010	Oversupply
6/3/2020 11:41	0:01	SSA2	0.0066	1.9950	Oversupply
6/3/2020 11:44	0:01	SSA2	0.0044	2.8210	Oversupply
6/3/2020 11:44	0:01	SSA3	-0.0028	2.5480	Oversupply
6/3/2020 11:45	0:02	17-2	0.0029	0.4720	Oversupply
6/3/2020 11:45	0:01	SSA2	0.0020	2.5960	Oversupply
6/3/2020 11:50	0:08	17-2	0.0502	0.7500	Oversupply
6/3/2020 11:50	0:01	SSA3	0.0008	2.1120	Oversupply
6/3/2020 11:53	0:01	SSA2	0.0020	2.6830	Oversupply
6/3/2020 11:53	0:01	SSA3	0.0008	1.4750	Oversupply
6/3/2020 11:54	0:01	SSA2	0.0020	2.3440	Oversupply
6/3/2020 11:54	0:01	SSA3	0.0008	0.7280	Oversupply
6/3/2020 11:54	0:01	SSA3	0.0008	0.5460	Oversupply
6/3/2020 11:54	0:01	SSA2	0.0020	1.8170	Oversupply
6/3/2020 11:58	0:01	SSA3	0.0008	3.2470	Oversupply
6/3/2020 12:04	0:01	SSA2	0.0031	2.4250	Oversupply
6/3/2020 12:05	0:02	17-2	0.0167	0.7500	Oversupply
6/3/2020 14:32	0:01	SSA3	0.0021	0.7260	Oversupply
6/3/2020 14:33	0:06	17-2	0.0495	0.7500	Oversupply
6/3/2020 14:33	0:01	SSA2	0.0117	2.3230	Oversupply
6/3/2020 14:33	0:01	SSA3	0.0022	0.7350	Oversupply
6/3/2020 14:33	0:01	SSA2	0.0117	2.2040	Oversupply
6/3/2020 14:35	0:01	SSA2	0.0117	2.9650	Oversupply
6/3/2020 14:35	0:01	SSA3	0.0021	0.8030	Oversupply
6/3/2020 14:36	0:01	SSA2	0.0117	1.6620	Oversupply
6/3/2020 14:36	0:01	SSA3	0.0022	0.7930	Oversupply
6/3/2020 14:37	0:01	SSA3	0.0022	0.2230	Oversupply
6/3/2020 14:37	0:01	SSA2	0.0117	0.1760	Oversupply
6/3/2020 14:41	0:19	17-2	0.1262	0.7500	Oversupply
6/3/2020 14:41	0:01	SSA2	0.0117	2.1940	Oversupply
6/3/2020 14:41	0:01	SSA3	0.0021	0.9980	Oversupply
6/3/2020 14:42	0:01	SSA2	0.0117	1.4510	Oversupply
6/3/2020 14:42	0:01	SSA3	0.0021	0.2210	Oversupply
6/3/2020 14:43	0:01	SSA2	0.0117	0.0660	Oversupply
6/3/2020 14:43	0:01	SSA3	0.0021	0.1770	Oversupply
6/3/2020 14:44	0:01	SSA3	0.0022	0.8650	Oversupply
6/3/2020 14:44	0:01	SSA2	0.0129	0.9640	Oversupply
6/3/2020 14:45	0:01	SSA3	0.0050	0.1660	Oversupply
6/3/2020 14:45	0:01	SSA2	0.0174	0.9070	Oversupply
6/3/2020 14:45	0:01	SSA3	0.0051	0.7410	Oversupply
6/3/2020 14:46	0:01	SSA2	0.0174	1.0800	Oversupply
6/3/2020 14:46	0:01	SSA3	0.0051	0.1820	Oversupply
6/3/2020 14:46	0:01	SSA2	0.0170	1.5990	Oversupply
6/3/2020 14:47	0:01	SSA3	0.0055	1.0910	Oversupply
6/3/2020 14:47	0:01	SSA2	0.0174	2.7840	Oversupply
6/3/2020 14:48	0:01	SSA3	0.0051	1.0600	Oversupply
6/3/2020 14:49	0:01	SSA2	0.0174	2.8170	Oversupply
6/3/2020 14:49	0:01	SSA3	0.0051	0.9790	Oversupply
6/3/2020 14:50	0:01	SSA2	0.0174	1.7620	Oversupply
6/3/2020 14:50	0:01	SSA3	0.0051	0.9420	Oversupply
6/3/2020 14:51	0:01	SSA3	0.0052	0.1780	Oversupply
6/3/2020 14:51	0:01	SSA2	0.0174	1.7560	Oversupply
6/3/2020 14:51	0:01	SSA3	0.0051	0.3750	Oversupply
6/3/2020 14:52	0:01	SSA2	0.0174	2.2750	Oversupply
6/3/2020 14:52	0:01	SSA3	0.0052	0.8310	Oversupply
6/3/2020 14:53	0:01	SSA3	0.0051	0.8510	Oversupply
6/3/2020 14:54	0:01	SSA3	0.0052	0.4830	Oversupply
6/3/2020 14:54	0:01	SSA2	0.0174	1.4800	Oversupply
6/3/2020 14:55	0:01	SSA3	0.0051	0.9350	Oversupply
6/3/2020 14:55	0:01	SSA2	0.0174	0.6070	Oversupply
6/3/2020 14:55	0:01	SSA3	0.0052	0.1520	Oversupply
6/3/2020 14:56	0:01	SSA2	0.0174	0.1600	Oversupply
6/3/2020 14:56	0:01	SSA3	0.0051	0.2760	Oversupply
6/3/2020 14:57	0:01	SSA2	0.0174	0.2970	Oversupply
6/3/2020 14:57	0:01	SSA3	0.0051	0.0890	Oversupply
6/3/2020 14:58	0:01	SSA2	0.0174	0.9880	Oversupply
6/3/2020 14:58	0:01	SSA3	0.0051	0.5290	Oversupply
6/3/2020 15:00	0:01	SSA2	0.0200	2.8010	Oversupply
6/3/2020 15:01	0:03	17-2	0.0282	0.7500	Oversupply
6/3/2020 15:01	0:01	SSA3	0.0031	0.9910	Oversupply
6/3/2020 15:01	0:01	SSA2	0.0204	2.4720	Oversupply
6/3/2020 15:02	0:01	SSA3	0.0031	0.5360	Oversupply



Maui Curtailment Report

June 2020

Start Date and Time	Duration (minutes)	IPP Curtailed	Estimated Curtailed MWH	Peak MW Curtailed	Reasons for Curtailment
6/3/2020 15:04	0:01	SSA2	0.0208	3.0380	Oversupply
6/3/2020 15:04	0:01	SSA3	0.0031	0.8730	Oversupply
6/3/2020 15:04	0:01	SSA2	0.0208	1.7120	Oversupply
6/3/2020 15:05	1:27	17-2	0.6151	0.7500	Oversupply
6/3/2020 15:05	0:01	SSA3	0.0031	0.1920	Oversupply
6/3/2020 15:05	0:01	SSA2	0.0208	0.8110	Oversupply
6/3/2020 15:05	0:01	SSA3	0.0034	0.4410	Oversupply
6/3/2020 15:06	0:01	SSA2	0.0208	1.0940	Oversupply
6/3/2020 15:06	0:01	SSA3	0.0030	0.7800	Oversupply
6/3/2020 15:07	0:01	SSA3	0.0031	0.4570	Oversupply
6/3/2020 15:07	0:01	SSA2	0.0208	1.1560	Oversupply
6/3/2020 15:08	0:01	SSA3	0.0030	0.2780	Oversupply
6/3/2020 15:08	0:01	SSA2	0.0208	1.2580	Oversupply
6/3/2020 15:09	0:01	SSA3	0.0031	0.3070	Oversupply
6/3/2020 15:09	0:01	SSA2	0.0204	0.8510	Oversupply
6/3/2020 15:09	0:01	SSA3	0.0031	0.6000	Oversupply
6/3/2020 15:10	0:01	SSA2	0.0208	1.9600	Oversupply
6/3/2020 15:10	0:01	SSA3	0.0031	0.3660	Oversupply
6/3/2020 15:11	0:01	SSA2	0.0208	0.5930	Oversupply
6/3/2020 15:11	0:01	SSA3	0.0031	0.0280	Oversupply
6/3/2020 15:11	0:01	SSA2	0.0212	0.4240	Oversupply
6/3/2020 15:12	0:01	SSA3	0.0030	0.1160	Oversupply
6/3/2020 15:12	0:01	SSA2	0.0208	0.1250	Oversupply
6/3/2020 15:12	0:01	SSA3	0.0031	0.4090	Oversupply
6/3/2020 15:13	0:01	SSA3	0.0031	0.1500	Oversupply
6/3/2020 15:13	0:01	SSA2	0.0204	0.4710	Oversupply
6/3/2020 15:14	0:01	SSA3	0.0043	0.0900	Oversupply
6/3/2020 15:14	0:01	SSA2	0.0291	0.1960	Oversupply
6/3/2020 15:15	1:14	BS250	Data is not available	Data is not available	Oversupply
6/3/2020 15:15	1:14	SSA3	1.3658	0.0320	Oversupply
6/3/2020 15:15	1:15	SSA2	2.7011	0.2840	Oversupply
6/3/2020 15:16	1:13	KWPPI	8.5281	19.2027	Oversupply
6/3/2020 16:29	0:01	SSA3	0.0199	-0.0030	Oversupply
6/3/2020 16:29	0:01	SSA3	0.0128	-0.0030	Oversupply
6/3/2020 16:30	0:01	KWPPI	0.0058	17.1489	Oversupply
6/3/2020 16:30	0:01	SSA2	0.0072	0.1200	Oversupply
6/3/2020 16:30	0:01	SSA3	0.0059	0.0700	Oversupply
6/3/2020 16:36	0:01	SSA3	0.0057	0.6290	Oversupply
6/3/2020 16:36	0:01	SSA3	0.0065	0.6110	Oversupply
6/3/2020 16:37	0:04	17-2	0.0258	0.5210	Oversupply
6/3/2020 16:37	0:01	SSA2	0.0070	1.2710	Oversupply
6/3/2020 16:37	0:01	SSA3	0.0056	0.3890	Oversupply
6/3/2020 16:38	0:01	SSA2	0.0072	1.7540	Oversupply
6/3/2020 16:38	0:01	SSA3	0.0057	0.4970	Oversupply
6/3/2020 16:39	0:01	SSA2	0.0072	1.4830	Oversupply
6/3/2020 16:39	0:01	SSA3	0.0057	0.3940	Oversupply
6/3/2020 16:39	0:01	SSA2	0.0072	0.2040	Oversupply
6/3/2020 17:03	0:01	SSA3	0.0003	0.4080	Oversupply
6/3/2020 17:04	0:04	17-2	0.0077	0.2220	Oversupply
6/3/2020 17:04	0:01	SSA2	0.0035	2.1430	Oversupply
6/3/2020 17:04	0:01	SSA3	0.0003	0.3370	Oversupply
6/3/2020 17:05	0:01	SSA2	0.0033	0.6770	Oversupply
6/3/2020 17:05	0:01	SSA3	0.0003	0.3830	Oversupply
6/3/2020 17:06	0:01	SSA3	0.0003	0.3290	Oversupply
6/3/2020 17:11	0:01	SSA2	0.0035	1.8840	Oversupply
6/3/2020 17:12	0:01	17-2	0.0035	0.2100	Oversupply
6/3/2020 23:10	0:06	KWPPI	0.1140	19.1188	Oversupply
6/3/2020 23:18	0:02	KWPPI	0.0274	18.8434	Oversupply
6/3/2020 23:40	0:01	KWPPI	0.0017	18.2306	Oversupply
6/4/2020 0:08	0:03	KWPPI	0.0311	15.2258	Oversupply
6/4/2020 0:19	0:16	KWPPI	0.5812	16.9313	Oversupply
6/4/2020 0:38	0:13	KWPPI	0.3933	18.7206	Oversupply
6/4/2020 1:22	0:06	KWPPI	0.1328	17.0241	Oversupply
6/4/2020 1:29	1:32	KWPPI	7.1564	18.8364	Oversupply
6/4/2020 3:02	0:05	KWPPI	0.0766	14.7857	Oversupply
6/4/2020 3:10	0:01	KWPPI	0.0195	14.4334	Oversupply
6/4/2020 9:38	0:01	SSA3	-0.0014	2.7320	Oversupply
6/4/2020 9:38	0:01	SSA2	0.0006	1.0230	Oversupply
6/4/2020 10:22	0:03	17-2	0.0132	0.7500	Oversupply
6/4/2020 10:22	0:01	SSA3	0.0008	2.7300	Oversupply
6/4/2020 10:24	0:01	SSA2	0.0001	1.2720	Oversupply
6/4/2020 10:38	0:01	SSA3	0.0098	2.8260	Oversupply
6/4/2020 10:38	0:01	SSA2	0.0037	1.4970	Oversupply
6/4/2020 10:39	0:01	SSA3	0.0096	2.8390	Oversupply
6/4/2020 10:39	0:01	SSA3	0.0096	0.2060	Oversupply



Maui Curtailment Report

June 2020

Start Date and Time	Duration (minutes)	IPP Curtailed	Estimated Curtailed MWH	Peak MW Curtailed	Reasons for Curtailment
6/4/2020 10:40	0:01	SSA3	0.0094	0.1730	Oversupply
6/4/2020 10:40	0:01	SSA2	0.0037	0.2120	Oversupply
6/4/2020 10:41	0:01	SSA3	0.0094	1.1250	Oversupply
6/4/2020 10:41	0:01	SSA2	0.0037	0.6800	Oversupply
6/4/2020 10:42	0:01	SSA3	0.0098	1.4760	Oversupply
6/4/2020 10:42	0:01	SSA2	0.0037	0.4850	Oversupply
6/4/2020 10:42	0:01	SSA3	0.0094	0.9100	Oversupply
6/4/2020 10:43	0:01	SSA2	0.0037	0.7320	Oversupply
6/4/2020 10:43	0:01	SSA3	0.0098	1.9710	Oversupply
6/4/2020 10:44	0:01	SSA2	0.0037	0.6760	Oversupply
6/4/2020 10:44	0:01	SSA3	0.0105	0.8070	Oversupply
6/4/2020 10:44	0:01	SSA2	0.0080	0.5680	Oversupply
6/4/2020 10:45	0:01	SSA3	0.0143	1.5390	Oversupply
6/4/2020 10:45	0:01	SSA3	0.0140	2.0320	Oversupply
6/4/2020 10:46	0:01	SSA2	0.0086	1.0210	Oversupply
6/4/2020 10:46	0:01	SSA3	0.0140	2.1610	Oversupply
6/4/2020 10:47	0:01	SSA3	0.0140	1.7790	Oversupply
6/4/2020 10:47	0:01	SSA2	0.0086	0.2510	Oversupply
6/4/2020 10:48	0:01	SSA3	0.0143	2.2840	Oversupply
6/4/2020 10:48	0:01	SSA2	0.0086	0.5350	Oversupply
6/4/2020 10:48	0:01	SSA3	0.0140	1.5370	Oversupply
6/4/2020 10:49	0:01	SSA2	0.0086	0.7610	Oversupply
6/4/2020 10:49	0:01	SSA3	0.0140	1.8160	Oversupply
6/4/2020 10:50	0:01	SSA2	0.0086	1.0200	Oversupply
6/4/2020 10:50	0:01	SSA3	0.0143	1.5250	Oversupply
6/4/2020 10:50	0:01	SSA2	0.0086	1.1490	Oversupply
6/4/2020 10:51	0:01	SSA3	0.0143	1.0640	Oversupply
6/4/2020 10:51	0:01	SSA2	0.0086	0.7370	Oversupply
6/4/2020 10:52	0:01	SSA2	0.0086	1.4700	Oversupply
6/4/2020 10:52	0:01	SSA3	0.0137	2.3980	Oversupply
6/4/2020 10:53	0:01	SSA2	0.0086	1.4090	Oversupply
6/4/2020 10:53	0:01	SSA3	0.0140	1.2040	Oversupply
6/4/2020 10:54	0:01	SSA3	0.0140	2.0670	Oversupply
6/4/2020 10:54	0:01	SSA2	0.0086	0.3380	Oversupply
6/4/2020 10:55	0:01	SSA3	0.0140	2.1890	Oversupply
6/4/2020 10:55	0:01	SSA2	0.0091	0.1910	Oversupply
6/4/2020 10:55	0:01	SSA3	0.0143	1.0060	Oversupply
6/4/2020 10:56	0:01	SSA3	0.0140	2.3240	Oversupply
6/4/2020 10:57	0:01	SSA2	0.0086	0.8170	Oversupply
6/4/2020 10:57	0:01	SSA3	0.0140	1.3990	Oversupply
6/4/2020 10:57	0:01	SSA2	0.0086	0.2120	Oversupply
6/4/2020 10:58	0:01	SSA3	0.0137	1.5990	Oversupply
6/4/2020 10:58	0:01	SSA2	0.0086	0.8940	Oversupply
6/4/2020 10:58	0:01	SSA3	0.0140	0.7710	Oversupply
6/4/2020 10:59	0:01	SSA2	0.0113	0.4100	Oversupply
6/4/2020 10:59	0:01	SSA3	0.0207	1.4770	Oversupply
6/4/2020 11:00	0:01	SSA3	0.0253	2.0850	Oversupply
6/4/2020 11:00	0:01	SSA2	0.0117	0.5440	Oversupply
6/4/2020 11:01	0:01	SSA3	0.0248	1.0420	Oversupply
6/4/2020 11:01	0:01	SSA2	0.0117	1.1470	Oversupply
6/4/2020 11:02	0:01	SSA3	0.0253	2.1460	Oversupply
6/4/2020 11:02	0:01	SSA2	0.0117	0.4680	Oversupply
6/4/2020 11:02	0:01	SSA3	0.0253	1.3210	Oversupply
6/4/2020 11:03	0:01	SSA2	0.0117	0.1780	Oversupply
6/4/2020 11:03	0:05	SSA3	0.1520	0.0930	Oversupply
6/4/2020 11:04	0:03	BS250	Data is not available	Data is not available	Oversupply
6/4/2020 11:04	0:05	KWP11	0.0806	5.8969	Oversupply
6/4/2020 11:04	0:13	17-2	0.1076	0.7500	Oversupply
6/4/2020 11:04	0:05	SSA2	0.0701	0.0370	Oversupply
6/4/2020 11:08	0:01	SSA3	0.0253	0.0220	Oversupply
6/4/2020 11:08	0:01	SSA3	0.0259	0.1270	Oversupply
6/4/2020 11:09	0:01	SSA2	0.0117	0.0680	Oversupply
6/4/2020 11:09	0:01	SSA3	0.0248	0.2150	Oversupply
6/4/2020 11:10	0:01	SSA2	0.0117	0.5090	Oversupply
6/4/2020 11:10	0:01	SSA3	0.0248	0.5530	Oversupply
6/4/2020 11:10	0:01	SSA2	0.0117	0.8720	Oversupply
6/4/2020 11:11	0:01	SSA2	0.0115	1.3430	Oversupply
6/4/2020 11:12	0:01	SSA3	0.0253	2.3750	Oversupply
6/4/2020 11:13	0:01	SSA3	0.0253	2.8950	Oversupply
6/4/2020 11:13	0:01	SSA2	0.0117	0.4040	Oversupply
6/4/2020 11:15	0:01	SSA3	0.0072	1.2250	Oversupply
6/4/2020 11:18	0:01	SSA3	0.0070	2.2140	Oversupply
6/4/2020 11:18	0:01	SSA2	0.0018	1.3330	Oversupply
6/4/2020 11:18	0:01	SSA3	0.0069	1.6440	Oversupply
6/4/2020 11:19	0:03	17-2	0.0236	0.7500	Oversupply



Maui Curtailment Report

June 2020

Start Date and Time	Duration (minutes)	IPP Curtailed	Estimated Curtailed MWH	Peak MW Curtailed	Reasons for Curtailment
6/4/2020 11:19	0:01	SSA2	0.0018	0.0330	Oversupply
6/4/2020 11:19	0:01	SSA3	0.0070	1.4110	Oversupply
6/4/2020 11:20	0:01	SSA3	0.0072	0.9550	Oversupply
6/4/2020 11:20	0:01	SSA2	0.0018	0.5530	Oversupply
6/4/2020 11:21	0:01	SSA3	0.0070	0.1290	Oversupply
6/4/2020 11:21	0:01	SSA2	0.0018	0.5850	Oversupply
6/4/2020 11:23	0:01	17-2	0.0007	0.4310	Oversupply
6/4/2020 11:24	0:01	SSA2	0.0018	1.1960	Oversupply
6/4/2020 11:25	0:01	SSA3	0.0069	2.7700	Oversupply
6/4/2020 11:25	0:04	17-2	0.0198	0.5040	Oversupply
6/4/2020 11:25	0:01	SSA2	0.0018	1.2180	Oversupply
6/4/2020 11:25	0:01	SSA3	0.0070	2.3560	Oversupply
6/4/2020 11:26	0:01	SSA3	0.0070	1.9870	Oversupply
6/4/2020 11:27	0:01	SSA3	0.0070	2.0520	Oversupply
6/4/2020 11:27	0:01	SSA2	0.0018	0.8520	Oversupply
6/4/2020 11:42	0:01	17-2	0.0051	0.7500	Oversupply
6/4/2020 11:43	0:01	SSA3	0.0007	2.1520	Oversupply
6/4/2020 11:43	0:01	SSA2	0.0010	3.0290	Oversupply
6/4/2020 11:44	5:14	17-2	2.8609	0.7500	Oversupply
6/4/2020 11:44	0:01	SSA3	0.0007	1.9220	Oversupply
6/4/2020 11:44	0:01	SSA2	0.0123	1.0890	Oversupply
6/4/2020 11:44	0:01	SSA3	0.0179	1.7720	Oversupply
6/4/2020 11:45	0:01	SSA2	0.0166	0.9650	Oversupply
6/4/2020 11:45	0:01	SSA3	0.0228	1.5960	Oversupply
6/4/2020 11:46	0:01	SSA2	0.0166	1.9520	Oversupply
6/4/2020 11:46	0:01	SSA3	0.0238	1.2570	Oversupply
6/4/2020 11:47	0:01	SSA3	0.0228	1.1270	Oversupply
6/4/2020 11:47	0:01	SSA2	0.0166	1.6250	Oversupply
6/4/2020 11:48	0:01	SSA3	0.0228	0.6110	Oversupply
6/4/2020 11:48	0:01	SSA2	0.0166	1.5400	Oversupply
6/4/2020 11:48	0:01	SSA3	0.0238	0.3630	Oversupply
6/4/2020 11:49	0:01	KWPPII	0.0011	7.9856	Oversupply
6/4/2020 11:49	0:01	SSA2	0.0166	0.1130	Oversupply
6/4/2020 11:49	0:01	SSA3	0.0238	1.0700	Oversupply
6/4/2020 11:49	0:01	SSA2	0.0166	0.0220	Oversupply
6/4/2020 11:50	0:39	BS250	Data is not available	Data is not available	Oversupply
6/4/2020 11:50	0:01	SSA3	0.0233	0.1200	Oversupply
6/4/2020 11:50	0:38	SSA2	0.7820	0.0540	Oversupply
6/4/2020 11:51	0:38	SSA3	1.6700	0.2270	Oversupply
6/4/2020 11:52	0:38	KWPPII	3.4949	12.1431	Oversupply
6/4/2020 12:04	0:15	AWE	1.3052	21.0000	Oversupply
6/4/2020 12:28	0:01	SSA2	0.0160	0.0000	Oversupply
6/4/2020 12:31	0:01	SSA2	0.0153	0.7250	Oversupply
6/4/2020 12:31	0:01	SSA3	0.0205	1.5780	Oversupply
6/4/2020 12:32	0:01	SSA2	0.0153	0.8360	Oversupply
6/4/2020 12:32	0:01	SSA3	0.0205	1.0940	Oversupply
6/4/2020 12:33	0:02	BS250	Data is not available	Data is not available	Oversupply
6/4/2020 12:33	0:01	SSA2	0.0153	0.0950	Oversupply
6/4/2020 12:33	0:01	SSA3	0.0201	0.8870	Oversupply
6/4/2020 12:33	0:02	SSA3	0.0406	0.5160	Oversupply
6/4/2020 12:34	0:01	KWPPII	0.0018	4.9109	Oversupply
6/4/2020 12:34	0:01	SSA2	0.0153	0.0190	Oversupply
6/4/2020 12:34	0:01	SSA2	0.0153	0.0170	Oversupply
6/4/2020 12:35	0:01	SSA3	0.0210	0.1690	Oversupply
6/4/2020 12:35	0:04	SSA2	0.0763	0.0980	Oversupply
6/4/2020 12:36	0:04	KWPPII	0.0258	3.8910	Oversupply
6/4/2020 12:36	0:01	SSA3	0.0201	0.0090	Oversupply
6/4/2020 12:37	0:02	BS250	Data is not available	Data is not available	Oversupply
6/4/2020 12:37	0:02	SSA3	0.0620	0.0110	Oversupply
6/4/2020 12:39	0:01	SSA3	0.0201	0.0030	Oversupply
6/4/2020 12:40	0:01	SSA3	0.0210	0.1670	Oversupply
6/4/2020 12:40	0:01	SSA2	0.0153	0.1240	Oversupply
6/4/2020 12:40	0:01	SSA3	0.0205	1.0630	Oversupply
6/4/2020 12:40	0:01	SSA2	0.0153	0.5640	Oversupply
6/4/2020 12:41	0:01	SSA3	0.0201	0.9020	Oversupply
6/4/2020 12:42	0:01	SSA2	0.0153	0.7760	Oversupply
6/4/2020 12:43	0:01	SSA3	0.0205	1.7480	Oversupply
6/4/2020 12:43	0:01	SSA2	0.0153	0.3840	Oversupply
6/4/2020 12:43	0:01	SSA3	0.0210	0.0840	Oversupply
6/4/2020 12:44	0:01	SSA2	0.0151	0.3200	Oversupply
6/4/2020 12:44	0:02	SSA3	0.0431	0.5970	Oversupply
6/4/2020 12:46	0:01	SSA2	0.0182	0.7680	Oversupply
6/4/2020 12:46	0:01	SSA3	0.0212	0.3340	Oversupply
6/4/2020 12:46	0:01	SSA3	0.0221	0.1760	Oversupply
6/4/2020 12:47	0:01	SSA2	0.0182	0.3980	Oversupply



Maui Curtailment Report

June 2020

Start Date and Time	Duration (minutes)	IPP Curtailed	Estimated Curtailed MWH	Peak MW Curtailed	Reasons for Curtailment
6/4/2020 12:47	0:01	SSA3	0.0216	1.2750	Oversupply
6/4/2020 12:47	0:02	SSA2	0.0364	0.4620	Oversupply
6/4/2020 12:48	0:01	SSA3	0.0221	1.3660	Oversupply
6/4/2020 12:49	0:01	SSA3	0.0212	1.0250	Oversupply
6/4/2020 12:49	0:01	SSA2	0.0182	0.2850	Oversupply
6/4/2020 12:50	0:01	SSA3	0.0221	0.0380	Oversupply
6/4/2020 12:50	0:01	SSA2	0.0182	0.0780	Oversupply
6/4/2020 12:50	0:01	SSA3	0.0221	0.0080	Oversupply
6/4/2020 12:51	0:01	AWE	0.0030	20.3000	Oversupply
6/4/2020 12:51	0:01	KWP11	0.0097	1.0139	Oversupply
6/4/2020 12:51	0:01	SSA2	0.0182	0.0240	Oversupply
6/4/2020 12:51	0:01	SSA3	0.0216	0.2430	Oversupply
6/4/2020 12:52	0:01	SSA2	0.0182	0.6330	Oversupply
6/4/2020 12:52	0:01	SSA3	0.0216	0.8060	Oversupply
6/4/2020 12:53	0:01	SSA2	0.0182	0.6270	Oversupply
6/4/2020 12:53	0:01	SSA3	0.0216	0.5930	Oversupply
6/4/2020 12:53	3:59	SSA3	8.6736	0.0870	Oversupply
6/4/2020 12:53	3:58	SSA2	6.8811	0.0550	Oversupply
6/4/2020 12:54	3:59	BS250	Data is not available	Data is not available	Oversupply
6/4/2020 12:55	3:59	KWP11	47.5383	19.1767	Oversupply
6/4/2020 12:56	0:11	AWE	0.2860	19.9000	Oversupply
6/4/2020 13:08	0:03	AWE	0.0153	20.3000	Oversupply
6/4/2020 13:12	0:02	AWE	0.0222	19.5000	Oversupply
6/4/2020 13:15	2:03	AWE	18.3138	19.9000	Oversupply
6/4/2020 15:26	0:01	AWE	0.0099	20.6000	Oversupply
6/4/2020 15:34	0:01	AWE	0.0024	19.8000	Oversupply
6/4/2020 16:51	0:02	SSA2	0.0426	-0.0010	Oversupply
6/4/2020 16:53	0:01	SSA3	0.0118	0.0690	Oversupply
6/4/2020 16:53	0:01	SSA2	0.0213	0.1760	Oversupply
6/4/2020 16:54	0:01	SSA3	0.0121	0.4330	Oversupply
6/4/2020 16:54	0:01	SSA2	0.0213	0.4450	Oversupply
6/4/2020 16:54	0:01	SSA3	0.0124	0.7790	Oversupply
6/4/2020 16:55	0:01	SSA2	0.0213	1.0030	Oversupply
6/4/2020 16:55	0:01	SSA3	0.0118	0.7730	Oversupply
6/4/2020 16:56	0:01	SSA2	0.0213	0.5350	Oversupply
6/4/2020 16:56	0:01	SSA3	0.0118	0.1900	Oversupply
6/4/2020 16:57	0:01	SSA2	0.0213	1.2330	Oversupply
6/4/2020 23:33	0:02	KWP11	0.0262	19.0360	Oversupply
6/4/2020 23:37	0:02	KWP11	0.0168	18.6019	Oversupply
6/4/2020 23:56	0:06	KWP11	0.0997	19.1677	Oversupply
6/5/2020 0:06	0:57	KWP11	3.0809	19.2106	Oversupply
6/5/2020 1:25	0:42	KWP11	2.5363	19.2106	Oversupply
6/5/2020 2:16	1:07	KWP11	7.6741	19.2106	Oversupply
6/5/2020 3:24	0:01	KWP11	0.0067	19.1927	Oversupply
6/5/2020 3:44	0:44	KWP11	4.0958	19.2106	Oversupply
6/5/2020 4:49	0:01	KWP11	0.0021	19.1358	Oversupply
6/5/2020 5:54	0:25	BS250	Data is not available	Data is not available	Oversupply
6/5/2020 5:56	0:18	SSA3	0.0128	0.0150	Oversupply
6/5/2020 5:58	0:16	KWP11	0.8189	19.2106	Oversupply
6/5/2020 6:23	0:04	SSA2	0.0020	0.0610	Oversupply
6/5/2020 6:24	0:04	BS250	Data is not available	Data is not available	Oversupply
6/5/2020 6:24	0:04	SSA3	0.0053	0.0020	Oversupply
6/5/2020 6:25	0:04	17-2	0.0017	0.0280	Oversupply
6/5/2020 6:26	0:03	KWP11	0.0404	19.2086	Oversupply
6/5/2020 6:29	0:01	SSA3	0.0011	-0.0020	Oversupply
6/5/2020 6:29	0:01	SSA2	0.0004	0.0450	Oversupply
6/5/2020 6:30	0:05	BS250	Data is not available	Data is not available	Oversupply
6/5/2020 6:30	0:05	SSA3	0.0124	0.0990	Oversupply
6/5/2020 6:30	0:04	SSA2	0.0045	0.0460	Oversupply
6/5/2020 6:31	0:04	17-2	0.0017	0.0280	Oversupply
6/5/2020 6:32	0:04	KWP11	0.0540	19.2106	Oversupply
6/5/2020 6:40	2:05	BS250	Data is not available	Data is not available	Oversupply
6/5/2020 6:40	2:05	SSA3	1.9275	0.1750	Oversupply
6/5/2020 6:40	2:04	SSA2	1.1117	0.0400	Oversupply
6/5/2020 6:41	3:21	17-2	0.6573	0.7500	Oversupply
6/5/2020 6:42	2:04	KWP11	13.1181	19.2106	Oversupply
6/5/2020 8:45	0:01	SSA2	0.0162	0.0170	Oversupply
6/5/2020 8:45	0:01	SSA3	0.0202	-0.0040	Oversupply
6/5/2020 8:46	0:01	SSA2	0.0162	0.3200	Oversupply
6/5/2020 8:46	0:01	SSA3	0.0202	-0.0040	Oversupply
6/5/2020 8:47	0:01	SSA3	0.0211	-0.0040	Oversupply
6/5/2020 8:47	0:01	SSA2	0.0162	0.3100	Oversupply
6/5/2020 8:47	0:01	SSA3	0.0207	0.0690	Oversupply
6/5/2020 8:48	0:02	SSA3	0.0625	0.1380	Oversupply
6/5/2020 8:48	0:01	SSA2	0.0162	0.2490	Oversupply



Maui Curtailment Report

June 2020

Start Date and Time	Duration (minutes)	IPP Curtailed	Estimated Curtailed MWH	Peak MW Curtailed	Reasons for Curtailment
6/5/2020 8:49	0:01	SSA2	0.0162	0.0100	Oversupply
6/5/2020 8:50	0:01	SSA2	0.0162	0.1520	Oversupply
6/5/2020 8:51	0:01	KWPPII	0.0024	18.6438	Oversupply
6/5/2020 8:51	0:01	SSA3	0.0211	0.0020	Oversupply
6/5/2020 8:51	0:01	SSA2	0.0162	0.1820	Oversupply
6/5/2020 8:51	0:01	SSA3	0.0211	-0.0030	Oversupply
6/5/2020 8:52	0:01	SSA2	0.0162	0.0980	Oversupply
6/5/2020 8:52	0:01	SSA3	0.0211	-0.0030	Oversupply
6/5/2020 8:53	0:01	SSA2	0.0162	0.5560	Oversupply
6/5/2020 8:53	0:01	SSA3	0.0207	-0.0030	Oversupply
6/5/2020 8:54	0:03	BS250	Data is not available	Data is not available	Oversupply
6/5/2020 8:54	0:03	SSA2	0.0648	0.0260	Oversupply
6/5/2020 8:54	0:03	KWPPII	0.0411	17.2447	Oversupply
6/5/2020 8:54	0:03	SSA3	0.0837	-0.0030	Oversupply
6/5/2020 8:57	0:01	SSA3	0.0207	0.1300	Oversupply
6/5/2020 8:57	0:01	SSA2	0.0162	0.2720	Oversupply
6/5/2020 8:58	0:01	SSA3	0.0211	0.3760	Oversupply
6/5/2020 8:58	0:01	SSA2	0.0162	0.8640	Oversupply
6/5/2020 8:58	0:01	SSA3	0.0207	0.7320	Oversupply
6/5/2020 8:59	0:01	SSA2	0.0161	1.0790	Oversupply
6/5/2020 8:59	0:01	SSA3	0.0202	1.8210	Oversupply
6/5/2020 9:00	0:01	SSA2	0.0201	0.8820	Oversupply
6/5/2020 9:00	0:01	SSA3	0.0204	0.1450	Oversupply
6/5/2020 9:00	0:01	SSA2	0.0201	0.3600	Oversupply
6/5/2020 9:01	0:01	SSA3	0.0204	0.4520	Oversupply
6/5/2020 9:01	0:01	SSA2	0.0194	0.5700	Oversupply
6/5/2020 9:01	0:01	SSA3	0.0204	0.6440	Oversupply
6/5/2020 9:02	0:01	SSA3	0.0204	0.7260	Oversupply
6/5/2020 9:02	0:01	SSA2	0.0201	0.8390	Oversupply
6/5/2020 9:03	0:01	SSA3	0.0200	0.6540	Oversupply
6/5/2020 9:03	0:01	SSA2	0.0201	0.6470	Oversupply
6/5/2020 9:04	0:01	BS250	Data is not available	Data is not available	Oversupply
6/5/2020 9:04	0:02	SSA3	0.0404	0.1250	Oversupply
6/5/2020 9:04	0:01	SSA2	0.0201	0.0350	Oversupply
6/5/2020 9:05	0:01	KWPPII	0.0054	18.0360	Oversupply
6/5/2020 9:05	0:01	SSA2	0.0201	0.0690	Oversupply
6/5/2020 9:05	0:01	SSA3	0.0204	0.0330	Oversupply
6/5/2020 9:06	0:01	SSA2	0.0201	0.6540	Oversupply
6/5/2020 9:06	0:01	SSA3	0.0209	0.1220	Oversupply
6/5/2020 9:06	0:02	SSA2	0.0402	1.3650	Oversupply
6/5/2020 9:07	0:01	SSA3	0.0204	0.1460	Oversupply
6/5/2020 9:07	0:01	SSA3	0.0204	0.1210	Oversupply
6/5/2020 9:08	0:01	SSA2	0.0201	0.1480	Oversupply
6/5/2020 9:08	0:01	SSA3	0.0209	0.1460	Oversupply
6/5/2020 9:09	0:01	SSA3	0.0209	0.0860	Oversupply
6/5/2020 9:09	0:02	SSA2	0.0402	0.3150	Oversupply
6/5/2020 9:10	0:01	SSA3	0.0204	0.1400	Oversupply
6/5/2020 9:11	0:36	SSA3	1.1120	0.1360	Oversupply
6/5/2020 9:11	0:01	SSA2	0.0201	0.4120	Oversupply
6/5/2020 9:12	0:35	BS250	Data is not available	Data is not available	Oversupply
6/5/2020 9:12	0:35	SSA2	1.0519	0.0250	Oversupply
6/5/2020 9:13	0:35	KWPPII	3.9331	19.0719	Oversupply
6/5/2020 9:47	0:01	SSA3	0.0188	-0.0030	Oversupply
6/5/2020 9:47	0:01	SSA2	0.0266	0.2580	Oversupply
6/5/2020 9:47	0:01	SSA3	0.0188	-0.0030	Oversupply
6/5/2020 9:48	0:01	BS250	Data is not available	Data is not available	Oversupply
6/5/2020 9:48	0:01	SSA2	0.0266	1.0000	Oversupply
6/5/2020 9:48	0:01	SSA3	0.0188	0.0340	Oversupply
6/5/2020 9:49	0:01	SSA2	0.0266	0.0140	Oversupply
6/5/2020 9:49	0:01	SSA3	0.0188	0.2310	Oversupply
6/5/2020 9:50	0:01	SSA2	0.0266	0.5340	Oversupply
6/5/2020 9:50	0:01	SSA3	0.0184	0.4190	Oversupply
6/5/2020 9:50	0:05	SSA3	0.1108	0.0030	Oversupply
6/5/2020 9:51	0:06	BS250	Data is not available	Data is not available	Oversupply
6/5/2020 9:51	0:03	SSA2	0.1058	0.1590	Oversupply
6/5/2020 9:52	0:03	KWPPII	0.0746	18.8953	Oversupply
6/5/2020 9:54	0:01	SSA2	0.0266	0.0090	Oversupply
6/5/2020 9:55	0:01	SSA2	0.0256	0.3150	Oversupply
6/5/2020 9:55	0:01	SSA3	0.0184	0.0670	Oversupply
6/5/2020 9:56	0:01	SSA2	0.0266	0.5270	Oversupply
6/5/2020 9:56	0:01	SSA3	0.0184	0.1450	Oversupply
6/5/2020 9:57	0:01	SSA2	0.0266	1.0490	Oversupply
6/5/2020 9:57	0:01	SSA3	0.0180	0.3260	Oversupply
6/5/2020 9:57	0:02	SSA3	0.0538	0.4800	Oversupply
6/5/2020 9:57	0:03	SSA2	0.0775	0.3580	Oversupply



Maui Curtailment Report

June 2020

Start Date and Time	Duration (minutes)	IPP Curtailed	Estimated Curtailed MWH	Peak MW Curtailed	Reasons for Curtailment
6/5/2020 9:58	0:03	BS250	Data is not available	Data is not available	Oversupply
6/5/2020 9:59	0:02	KWPIL	0.0198	19.0639	Oversupply
6/5/2020 10:00	0:01	SSA3	0.0147	-0.0030	Oversupply
6/5/2020 10:00	0:01	SSA2	0.0075	0.0060	Oversupply
6/5/2020 10:01	0:01	SSA3	0.0141	-0.0030	Oversupply
6/5/2020 10:01	0:01	SSA2	0.0072	0.0890	Oversupply
6/5/2020 10:01	0:01	SSA3	0.0147	-0.0030	Oversupply
6/5/2020 10:02	0:01	SSA2	0.0075	0.1280	Oversupply
6/5/2020 10:02	0:01	SSA3	0.0141	-0.0030	Oversupply
6/5/2020 10:03	0:02	17-2	0.0080	0.2420	Oversupply
6/5/2020 10:03	0:01	SSA2	0.0075	0.3290	Oversupply
6/5/2020 10:03	0:01	SSA3	0.0141	-0.0030	Oversupply
6/5/2020 10:03	0:01	SSA2	0.0075	0.5740	Oversupply
6/5/2020 10:08	0:01	SSA3	0.0141	2.2150	Oversupply
6/5/2020 10:09	0:05	17-2	0.0162	0.2400	Oversupply
6/5/2020 10:09	0:01	SSA2	0.0075	0.7050	Oversupply
6/5/2020 10:09	0:01	SSA3	0.0147	2.2330	Oversupply
6/5/2020 10:09	0:01	SSA2	0.0075	0.0850	Oversupply
6/5/2020 10:10	0:01	SSA3	0.0144	1.3310	Oversupply
6/5/2020 10:10	0:01	SSA2	0.0075	0.0870	Oversupply
6/5/2020 10:10	0:01	SSA3	0.0147	0.8740	Oversupply
6/5/2020 10:11	0:01	SSA2	0.0075	0.0280	Oversupply
6/5/2020 10:11	0:01	SSA3	0.0141	0.2910	Oversupply
6/5/2020 10:12	0:01	SSA3	0.0147	0.7190	Oversupply
6/5/2020 10:12	0:01	SSA2	0.0075	0.3730	Oversupply
6/5/2020 10:27	0:01	SSA3	0.0038	1.0050	Oversupply
6/5/2020 10:27	0:01	SSA3	0.0038	0.9930	Oversupply
6/5/2020 10:28	0:14	17-2	0.0589	0.3410	Oversupply
6/5/2020 10:28	0:01	SSA2	0.0013	0.2560	Oversupply
6/5/2020 10:28	0:01	SSA3	0.0037	0.5100	Oversupply
6/5/2020 10:29	0:01	BS250	Data is not available	Data is not available	Oversupply
6/5/2020 10:29	0:01	SSA2	0.0013	0.4530	Oversupply
6/5/2020 10:29	0:01	SSA3	0.0047	0.0340	Oversupply
6/5/2020 10:29	0:01	SSA2	0.0077	0.0220	Oversupply
6/5/2020 10:30	0:02	KWPIL	0.0112	16.9573	Oversupply
6/5/2020 10:30	0:01	SSA3	0.0096	0.1050	Oversupply
6/5/2020 10:30	0:01	SSA2	0.0133	0.1530	Oversupply
6/5/2020 10:30	0:01	SSA3	0.0098	0.0650	Oversupply
6/5/2020 10:31	0:01	SSA2	0.0133	0.0230	Oversupply
6/5/2020 10:31	0:01	SSA3	0.0101	0.0150	Oversupply
6/5/2020 10:32	0:08	SSA3	0.1085	0.0390	Oversupply
6/5/2020 10:32	0:09	SSA2	0.1321	0.1030	Oversupply
6/5/2020 10:33	0:08	BS250	Data is not available	Data is not available	Oversupply
6/5/2020 10:33	0:08	KWPIL	0.3458	18.5011	Oversupply
6/5/2020 10:42	0:01	SSA3	0.0098	0.4940	Oversupply
6/5/2020 10:42	0:01	SSA2	0.0133	0.7360	Oversupply
6/5/2020 10:43	1:44	17-2	0.5288	0.7500	Oversupply
6/5/2020 10:43	0:01	SSA3	0.0101	0.4600	Oversupply
6/5/2020 10:43	1:34	SSA2	3.1241	0.4230	Oversupply
6/5/2020 10:43	1:34	SSA3	1.9028	0.0340	Oversupply
6/5/2020 10:44	1:35	BS250	Data is not available	Data is not available	Oversupply
6/5/2020 10:44	1:35	KWPIL	11.3289	19.0260	Oversupply
6/5/2020 12:17	0:01	SSA2	0.0241	0.0080	Oversupply
6/5/2020 12:17	0:01	SSA3	0.0155	-0.0010	Oversupply
6/5/2020 12:18	0:01	SSA3	0.0152	0.0010	Oversupply
6/5/2020 12:18	0:01	SSA2	0.0241	0.3320	Oversupply
6/5/2020 12:19	0:01	SSA3	0.0155	0.1160	Oversupply
6/5/2020 12:19	0:01	SSA2	0.0241	0.0420	Oversupply
6/5/2020 12:20	0:01	SSA3	0.0155	0.1750	Oversupply
6/5/2020 12:20	0:01	SSA2	0.0241	0.1560	Oversupply
6/5/2020 12:20	0:02	SSA3	0.0459	0.0650	Oversupply
6/5/2020 12:21	0:03	BS250	Data is not available	Data is not available	Oversupply
6/5/2020 12:21	0:02	SSA2	0.0481	0.0470	Oversupply
6/5/2020 12:22	0:02	KWPIL	0.0448	16.6888	Oversupply
6/5/2020 12:23	0:01	SSA2	0.0241	0.0540	Oversupply
6/5/2020 12:23	0:01	SSA3	0.0152	0.0000	Oversupply
6/5/2020 12:24	0:01	SSA2	0.0241	0.2550	Oversupply
6/5/2020 12:24	0:01	SSA3	0.0155	0.1970	Oversupply
6/5/2020 12:24	0:01	SSA3	0.0159	0.4190	Oversupply
6/5/2020 12:24	0:01	SSA2	0.0241	0.7470	Oversupply
6/5/2020 12:25	0:01	SSA3	0.0152	0.8050	Oversupply
6/5/2020 12:25	0:01	SSA2	0.0241	1.8790	Oversupply
6/5/2020 12:26	0:01	SSA3	0.0155	1.0230	Oversupply
6/5/2020 12:28	0:18	17-2	0.1159	0.7500	Oversupply
6/5/2020 12:28	0:01	SSA2	0.0241	1.7220	Oversupply



Maui Curtailment Report

June 2020

Start Date and Time	Duration (minutes)	IPP Curtailed	Estimated Curtailed MWH	Peak MW Curtailed	Reasons for Curtailment
6/5/2020 12:28	0:01	SSA3	0.0155	1.2420	Oversupply
6/5/2020 12:29	0:01	SSA2	0.0246	0.8840	Oversupply
6/5/2020 12:29	0:01	SSA3	0.0160	0.0620	Oversupply
6/5/2020 12:30	0:10	BS250	Data is not available	Data is not available	Oversupply
6/5/2020 12:30	0:01	SSA2	0.0166	0.0480	Oversupply
6/5/2020 12:30	0:10	SSA3	0.1983	0.3820	Oversupply
6/5/2020 12:30	0:09	SSA2	0.1815	0.0250	Oversupply
6/5/2020 12:31	0:10	KWPll	0.3133	17.3774	Oversupply
6/5/2020 12:40	0:01	SSA3	0.0153	-0.0040	Oversupply
6/5/2020 12:40	0:01	SSA2	0.0166	0.3400	Oversupply
6/5/2020 12:40	0:01	SSA3	0.0150	0.1230	Oversupply
6/5/2020 12:41	0:01	SSA2	0.0166	0.7730	Oversupply
6/5/2020 12:41	0:01	SSA3	0.0153	0.1390	Oversupply
6/5/2020 12:42	0:01	SSA2	0.0166	0.6130	Oversupply
6/5/2020 12:42	0:01	SSA3	0.0157	0.1340	Oversupply
6/5/2020 12:43	0:01	SSA2	0.0166	0.1350	Oversupply
6/5/2020 12:43	0:01	SSA3	0.0153	0.1490	Oversupply
6/5/2020 12:43	0:01	SSA3	0.0150	0.3650	Oversupply
6/5/2020 12:43	0:01	SSA2	0.0166	0.4650	Oversupply
6/5/2020 12:44	0:01	SSA3	0.0091	0.0550	Oversupply
6/5/2020 12:44	0:01	SSA2	0.0077	0.2230	Oversupply
6/5/2020 12:47	0:01	SSA3	0.0030	1.3310	Oversupply
6/5/2020 12:48	0:01	SSA2	0.0029	1.2970	Oversupply
6/5/2020 12:48	0:01	SSA3	0.0029	1.3570	Oversupply
6/5/2020 12:49	0:04	17-2	0.0065	0.3310	Oversupply
6/5/2020 12:49	0:01	SSA2	0.0029	1.2640	Oversupply
6/5/2020 12:49	0:01	SSA2	0.0029	1.2510	Oversupply
6/5/2020 12:50	0:01	SSA3	0.0030	1.4100	Oversupply
6/5/2020 12:53	0:01	SSA3	0.0029	1.5010	Oversupply
6/5/2020 12:54	0:01	SSA2	0.0029	1.1450	Oversupply
6/5/2020 12:54	0:01	SSA3	0.0030	1.5230	Oversupply
6/5/2020 12:55	0:08	17-2	0.0339	0.4080	Oversupply
6/5/2020 12:55	0:01	SSA2	0.0029	0.2800	Oversupply
6/5/2020 12:55	0:01	SSA3	0.0029	1.0630	Oversupply
6/5/2020 12:55	0:01	SSA2	0.0029	0.0240	Oversupply
6/5/2020 12:56	0:01	SSA3	0.0030	0.4890	Oversupply
6/5/2020 12:56	0:01	SSA2	0.0029	0.8920	Oversupply
6/5/2020 12:57	0:01	SSA3	0.0029	0.1540	Oversupply
6/5/2020 12:57	0:01	SSA2	0.0029	0.4380	Oversupply
6/5/2020 12:57	0:01	SSA3	0.0029	0.7560	Oversupply
6/5/2020 12:58	0:01	SSA3	0.0029	0.8850	Oversupply
6/5/2020 12:58	0:01	SSA2	0.0028	1.1770	Oversupply
6/5/2020 12:59	0:01	SSA2	0.0056	1.0410	Oversupply
6/5/2020 13:00	0:01	SSA3	0.0123	0.8670	Oversupply
6/5/2020 13:00	0:01	SSA2	0.0106	1.2100	Oversupply
6/5/2020 13:00	0:01	SSA3	0.0126	0.8670	Oversupply
6/5/2020 13:01	0:01	SSA2	0.0106	0.5340	Oversupply
6/5/2020 13:01	0:01	SSA3	0.0126	0.3290	Oversupply
6/5/2020 13:02	0:01	SSA2	0.0106	0.6420	Oversupply
6/5/2020 13:04	0:01	SSA2	0.0106	1.2260	Oversupply
6/5/2020 13:04	0:01	SSA3	0.0126	1.2930	Oversupply
6/5/2020 13:05	0:03	BS250	Data is not available	Data is not available	Oversupply
6/5/2020 13:05	1:02	17-2	0.4582	0.7500	Oversupply
6/5/2020 13:05	0:03	SSA2	0.0319	0.8410	Oversupply
6/5/2020 13:05	0:02	SSA3	0.0372	0.0780	Oversupply
6/5/2020 13:06	0:01	KWPll	0.0124	13.6430	Oversupply
6/5/2020 13:07	0:01	SSA3	0.0120	0.0700	Oversupply
6/5/2020 13:08	0:01	SSA2	0.0106	-0.0030	Oversupply
6/5/2020 13:09	0:01	SSA2	0.0106	-0.0030	Oversupply
6/5/2020 13:10	0:01	SSA3	0.0123	0.1400	Oversupply
6/5/2020 13:10	0:04	SSA2	0.0532	-0.0030	Oversupply
6/5/2020 13:10	0:04	SSA3	0.0623	0.0940	Oversupply
6/5/2020 13:11	0:04	BS250	Data is not available	Data is not available	Oversupply
6/5/2020 13:12	0:03	KWPll	0.0578	15.1749	Oversupply
6/5/2020 13:14	0:01	SSA3	0.0115	0.1430	Oversupply
6/5/2020 13:14	0:01	SSA2	0.0101	0.0990	Oversupply
6/5/2020 13:15	0:01	SSA3	0.0157	0.1740	Oversupply
6/5/2020 13:15	0:01	SSA2	0.0188	0.3450	Oversupply
6/5/2020 13:16	0:01	BS250	Data is not available	Data is not available	Oversupply
6/5/2020 13:16	0:01	SSA3	0.0154	0.0540	Oversupply
6/5/2020 13:16	0:01	SSA2	0.0188	0.0750	Oversupply
6/5/2020 13:17	0:01	SSA3	0.0157	0.2730	Oversupply
6/5/2020 13:17	0:01	SSA2	0.0184	0.2880	Oversupply
6/5/2020 13:17	0:01	SSA3	0.0154	0.5760	Oversupply
6/5/2020 13:18	0:01	SSA2	0.0188	0.4160	Oversupply



Maui Curtailment Report

June 2020

Start Date and Time	Duration (minutes)	IPP Curtailed	Estimated Curtailed MWH	Peak MW Curtailed	Reasons for Curtailment
6/5/2020 13:18	0:01	SSA3	0.0150	0.8600	Oversupply
6/5/2020 13:19	0:01	SSA2	0.0188	0.8030	Oversupply
6/5/2020 13:19	0:01	SSA3	0.0154	0.6360	Oversupply
6/5/2020 13:20	0:01	SSA3	0.0154	1.0620	Oversupply
6/5/2020 13:20	0:01	SSA2	0.0188	1.1020	Oversupply
6/5/2020 13:20	0:01	SSA3	0.0150	1.1950	Oversupply
6/5/2020 13:21	0:01	SSA2	0.0188	1.1350	Oversupply
6/5/2020 13:21	0:01	SSA3	0.0157	1.8450	Oversupply
6/5/2020 13:21	0:01	SSA2	0.0188	1.1730	Oversupply
6/5/2020 13:22	0:01	SSA3	0.0154	0.6650	Oversupply
6/5/2020 13:22	0:01	SSA2	0.0188	1.3310	Oversupply
6/5/2020 13:23	0:03	BS250	Data is not available	Data is not available	Oversupply
6/5/2020 13:23	0:03	SSA3	0.0618	0.1740	Oversupply
6/5/2020 13:23	0:03	SSA2	0.0563	0.0690	Oversupply
6/5/2020 13:24	0:03	KWP11	0.0514	12.2659	Oversupply
6/5/2020 13:26	0:01	SSA2	0.0188	-0.0020	Oversupply
6/5/2020 13:26	0:01	SSA3	0.0157	-0.0010	Oversupply
6/5/2020 13:27	0:01	SSA3	0.0154	0.1110	Oversupply
6/5/2020 13:27	0:01	SSA2	0.0188	-0.0030	Oversupply
6/5/2020 13:27	0:01	SSA3	0.0157	0.1460	Oversupply
6/5/2020 13:27	0:01	SSA2	0.0188	-0.0030	Oversupply
6/5/2020 13:28	0:01	SSA3	0.0154	0.1570	Oversupply
6/5/2020 13:28	0:01	SSA2	0.0188	-0.0020	Oversupply
6/5/2020 13:29	0:01	SSA3	0.0157	0.3360	Oversupply
6/5/2020 13:29	0:01	SSA2	0.0228	0.0050	Oversupply
6/5/2020 13:30	0:10	BS250	Data is not available	Data is not available	Oversupply
6/5/2020 13:30	0:05	SSA3	0.2321	0.5780	Oversupply
6/5/2020 13:30	0:09	SSA2	0.2639	0.0200	Oversupply
6/5/2020 13:31	0:11	KWP11	0.3330	13.6091	Oversupply
6/5/2020 13:35	0:01	SSA3	0.0326	-0.0010	Oversupply
6/5/2020 13:36	0:04	SSA3	0.1654	0.0010	Oversupply
6/5/2020 13:39	0:01	SSA3	0.0334	-0.0020	Oversupply
6/5/2020 13:40	0:01	SSA2	0.0241	0.0020	Oversupply
6/5/2020 13:40	0:04	SSA3	0.1661	0.0850	Oversupply
6/5/2020 13:40	0:04	SSA2	0.1190	0.0010	Oversupply
6/5/2020 13:41	0:04	BS250	Data is not available	Data is not available	Oversupply
6/5/2020 13:43	0:02	KWP11	0.0678	10.4057	Oversupply
6/5/2020 13:44	0:01	SSA3	0.0320	0.0030	Oversupply
6/5/2020 13:45	0:01	SSA2	0.0341	0.2860	Oversupply
6/5/2020 13:45	0:01	SSA3	0.0293	0.0510	Oversupply
6/5/2020 13:46	0:01	SSA3	0.0293	0.1210	Oversupply
6/5/2020 13:46	0:01	SSA2	0.0341	0.9080	Oversupply
6/5/2020 13:46	0:01	SSA3	0.0293	0.1260	Oversupply
6/5/2020 13:47	0:01	SSA2	0.0341	0.8120	Oversupply
6/5/2020 13:48	0:01	SSA2	0.0341	0.8340	Oversupply
6/5/2020 13:49	0:01	SSA3	0.0299	0.1920	Oversupply
6/5/2020 13:49	0:01	SSA2	0.0341	0.9020	Oversupply
6/5/2020 13:49	0:01	SSA3	0.0293	0.5970	Oversupply
6/5/2020 13:50	0:01	SSA2	0.0341	0.1630	Oversupply
6/5/2020 13:50	0:01	SSA3	0.0293	0.8500	Oversupply
6/5/2020 13:51	0:05	BS250	Data is not available	Data is not available	Oversupply
6/5/2020 13:51	0:05	SSA2	0.2045	0.1480	Oversupply
6/5/2020 13:51	0:05	SSA3	0.2043	0.0170	Oversupply
6/5/2020 13:52	0:05	KWP11	0.1674	10.9685	Oversupply
6/5/2020 13:56	0:01	SSA2	0.0341	-0.0030	Oversupply
6/5/2020 13:56	0:01	SSA3	0.0293	0.0640	Oversupply
6/5/2020 13:57	0:01	SSA2	0.0341	-0.0030	Oversupply
6/5/2020 13:57	0:01	SSA3	0.0293	0.1870	Oversupply
6/5/2020 13:58	0:01	SSA2	0.0341	0.2690	Oversupply
6/5/2020 13:58	0:01	SSA3	0.0286	0.3200	Oversupply
6/5/2020 13:59	0:01	SSA3	0.0293	0.0420	Oversupply
6/5/2020 13:59	0:01	SSA2	0.0341	0.5930	Oversupply
6/5/2020 13:59	0:01	SSA3	0.0110	0.2990	Oversupply
6/5/2020 13:59	0:01	SSA2	0.0219	0.1280	Oversupply
6/5/2020 14:00	0:01	SSA3	0.0082	0.3180	Oversupply
6/5/2020 14:00	0:01	SSA2	0.0057	0.9290	Oversupply
6/5/2020 14:01	0:01	SSA3	0.0081	0.7650	Oversupply
6/5/2020 14:01	0:01	SSA2	0.0057	0.5270	Oversupply
6/5/2020 14:02	0:01	SSA3	0.0081	0.3200	Oversupply
6/5/2020 14:02	0:01	SSA2	0.0055	0.3300	Oversupply
6/5/2020 14:02	0:02	SSA3	0.0161	0.4410	Oversupply
6/5/2020 14:03	0:01	SSA2	0.0057	0.2330	Oversupply
6/5/2020 14:04	0:01	SSA2	0.0057	0.0660	Oversupply
6/5/2020 14:04	0:01	SSA3	0.0079	0.2490	Oversupply
6/5/2020 14:05	0:01	SSA2	0.0057	1.3470	Oversupply



Maui Curtailment Report

June 2020

Start Date and Time	Duration (minutes)	IPP Curtailed	Estimated Curtailed MWH	Peak MW Curtailed	Reasons for Curtailment
6/5/2020 14:05	0:01	SSA3	0.0081	1.3070	Oversupply
6/5/2020 14:42	0:36	17-2	0.3399	0.7500	Oversupply
6/5/2020 14:43	0:01	SSA3	0.0037	2.1340	Oversupply
6/5/2020 14:44	0:01	SSA2	0.0033	2.2730	Oversupply
6/5/2020 14:44	0:01	SSA3	0.0037	2.2690	Oversupply
6/5/2020 14:45	0:01	SSA3	0.0177	0.0620	Oversupply
6/5/2020 14:45	0:01	SSA2	0.0187	1.9510	Oversupply
6/5/2020 14:46	0:01	SSA3	0.0174	0.6610	Oversupply
6/5/2020 14:46	0:01	SSA2	0.0187	1.5290	Oversupply
6/5/2020 14:47	0:01	SSA3	0.0177	1.4620	Oversupply
6/5/2020 14:47	0:01	SSA2	0.0187	1.4860	Oversupply
6/5/2020 14:48	0:01	SSA3	0.0177	1.1530	Oversupply
6/5/2020 14:48	0:01	SSA2	0.0184	1.5760	Oversupply
6/5/2020 14:48	0:01	SSA3	0.0181	1.7680	Oversupply
6/5/2020 14:49	0:01	SSA2	0.0187	1.4540	Oversupply
6/5/2020 14:49	0:01	SSA3	0.0181	1.5450	Oversupply
6/5/2020 14:50	0:01	SSA2	0.0184	1.0450	Oversupply
6/5/2020 14:50	0:01	SSA3	0.0174	1.3990	Oversupply
6/5/2020 14:51	0:01	SSA2	0.0191	0.7900	Oversupply
6/5/2020 14:51	0:01	SSA3	0.0177	0.5140	Oversupply
6/5/2020 14:51	0:01	SSA2	0.0184	1.3480	Oversupply
6/5/2020 14:51	0:01	SSA3	0.0181	1.3250	Oversupply
6/5/2020 14:52	0:01	SSA3	0.0181	1.4070	Oversupply
6/5/2020 14:52	0:01	SSA2	0.0187	1.6890	Oversupply
6/5/2020 14:53	0:01	SSA3	0.0177	2.0270	Oversupply
6/5/2020 14:53	0:01	SSA2	0.0187	1.5850	Oversupply
6/5/2020 14:54	0:01	SSA2	0.0187	2.9800	Oversupply
6/5/2020 14:54	0:01	SSA3	0.0177	1.6690	Oversupply
6/5/2020 14:55	0:01	SSA2	0.0187	2.4020	Oversupply
6/5/2020 14:55	0:01	SSA3	0.0177	0.3890	Oversupply
6/5/2020 14:56	0:01	SSA2	0.0187	1.4230	Oversupply
6/5/2020 14:56	0:01	SSA3	0.0174	0.4280	Oversupply
6/5/2020 14:57	0:01	SSA2	0.0187	0.6330	Oversupply
6/5/2020 14:57	0:01	SSA3	0.0174	0.8590	Oversupply
6/5/2020 14:57	0:01	SSA2	0.0187	1.1650	Oversupply
6/5/2020 14:58	0:01	SSA3	0.0174	0.6220	Oversupply
6/5/2020 14:58	0:01	SSA3	0.0181	1.2750	Oversupply
6/5/2020 14:58	0:01	SSA2	0.0187	1.3490	Oversupply
6/5/2020 14:59	0:01	SSA3	0.0197	1.6440	Oversupply
6/5/2020 14:59	0:01	SSA2	0.0268	1.0460	Oversupply
6/5/2020 15:00	0:01	SSA3	0.0230	1.8940	Oversupply
6/5/2020 15:00	0:01	SSA2	0.0246	1.3730	Oversupply
6/5/2020 15:01	0:03	BS250	Data is not available	Data is not available	Oversupply
6/5/2020 15:01	0:01	SSA3	0.0240	1.2020	Oversupply
6/5/2020 15:01	0:03	SSA2	0.0980	0.0280	Oversupply
6/5/2020 15:01	0:02	SSA3	0.0709	0.0260	Oversupply
6/5/2020 15:02	0:03	KWP11	0.0120	9.0924	Oversupply
6/5/2020 15:04	0:01	SSA3	0.0230	0.0000	Oversupply
6/5/2020 15:04	0:01	SSA2	0.0246	-0.0030	Oversupply
6/5/2020 15:04	0:01	SSA3	0.0235	0.0600	Oversupply
6/5/2020 15:05	0:01	SSA3	0.0235	0.1140	Oversupply
6/5/2020 15:05	0:01	SSA2	0.0246	-0.0030	Oversupply
6/5/2020 15:06	0:01	SSA3	0.0230	0.1390	Oversupply
6/5/2020 15:06	0:01	SSA2	0.0246	-0.0030	Oversupply
6/5/2020 15:07	0:01	SSA3	0.0235	0.1240	Oversupply
6/5/2020 15:07	0:01	SSA2	0.0246	0.0590	Oversupply
6/5/2020 15:07	0:01	SSA3	0.0235	0.3480	Oversupply
6/5/2020 15:08	0:01	SSA2	0.0246	0.2560	Oversupply
6/5/2020 15:08	0:01	SSA3	0.0230	0.6250	Oversupply
6/5/2020 15:09	0:01	SSA2	0.0246	0.7840	Oversupply
6/5/2020 15:09	0:01	SSA3	0.0230	1.0910	Oversupply
6/5/2020 15:10	0:01	SSA2	0.0246	1.3230	Oversupply
6/5/2020 15:10	0:01	SSA3	0.0230	1.5860	Oversupply
6/5/2020 15:10	0:01	SSA3	0.0235	2.4080	Oversupply
6/5/2020 15:11	0:01	SSA3	0.0235	1.1180	Oversupply
6/5/2020 15:11	0:01	SSA2	0.0246	0.9210	Oversupply
6/5/2020 15:12	0:01	SSA3	0.0235	1.7770	Oversupply
6/5/2020 15:12	0:01	SSA2	0.0246	1.3990	Oversupply
6/5/2020 15:13	0:01	SSA3	0.0240	1.5700	Oversupply
6/5/2020 15:13	0:01	SSA2	0.0246	1.9600	Oversupply
6/5/2020 15:14	0:01	SSA3	0.0235	1.0530	Oversupply
6/5/2020 15:14	0:01	SSA2	0.0178	0.5200	Oversupply
6/5/2020 15:14	0:01	SSA3	0.0212	0.6380	Oversupply
6/5/2020 15:15	0:01	SSA2	0.0080	1.2210	Oversupply
6/5/2020 15:15	0:01	SSA3	0.0019	1.5950	Oversupply



Maui Curtailment Report

June 2020

Start Date and Time	Duration (minutes)	IPP Curtailed	Estimated Curtailed MWH	Peak MW Curtailed	Reasons for Curtailment
6/5/2020 15:16	0:01	SSA2	0.0080	1.2780	Oversupply
6/5/2020 15:19	0:01	SSA2	0.0080	2.9130	Oversupply
6/5/2020 15:20	0:03	17-2	0.0069	0.2510	Oversupply
6/5/2020 15:21	0:01	SSA3	0.0019	0.8120	Oversupply
6/6/2020 9:40	3:10	17-2	1.9701	0.7500	Oversupply
6/6/2020 9:40	0:01	SSA3	0.0075	2.2780	Oversupply
6/6/2020 9:40	0:01	SSA2	0.0039	1.1410	Oversupply
6/6/2020 9:40	0:01	SSA3	0.0075	2.1580	Oversupply
6/6/2020 9:40	0:01	SSA2	0.0039	0.7060	Oversupply
6/6/2020 9:41	0:01	SSA3	0.0075	0.0430	Oversupply
6/6/2020 9:41	0:01	SSA2	0.0039	0.1340	Oversupply
6/6/2020 9:42	0:01	BS250	Data is not available	Data is not available	Oversupply
6/6/2020 9:42	0:01	SSA3	0.0077	0.0480	Oversupply
6/6/2020 9:42	0:01	SSA2	0.0039	0.0080	Oversupply
6/6/2020 9:43	0:02	KWPPII	0.0041	1.4041	Oversupply
6/6/2020 9:43	0:01	SSA3	0.0075	0.0100	Oversupply
6/6/2020 9:43	0:01	SSA2	0.0039	0.0440	Oversupply
6/6/2020 9:43	0:11	SSA3	0.4164	0.0090	Oversupply
6/6/2020 9:44	0:01	SSA2	0.0080	0.0060	Oversupply
6/6/2020 9:45	0:01	SSA2	0.0152	0.0620	Oversupply
6/6/2020 9:46	0:23	BS250	Data is not available	Data is not available	Oversupply
6/6/2020 9:46	0:01	KWPPII	0.0008	1.9211	Oversupply
6/6/2020 9:46	0:10	SSA2	0.1674	0.0200	Oversupply
6/6/2020 9:48	0:02	AWE	0.0072	20.2000	Oversupply
6/6/2020 9:48	0:08	KWPPII	0.1551	2.2983	Oversupply
6/6/2020 9:51	0:01	AWE	0.0047	19.2000	Oversupply
6/6/2020 9:54	0:01	AWE	0.0013	19.6000	Oversupply
6/6/2020 9:55	0:01	SSA3	0.0293	-0.0020	Oversupply
6/6/2020 9:55	0:01	SSA2	0.0152	0.0890	Oversupply
6/6/2020 9:56	0:03	SSA3	0.1210	0.1700	Oversupply
6/6/2020 9:56	0:03	SSA2	0.0610	0.0060	Oversupply
6/6/2020 9:57	0:01	AWE	0.0040	19.6000	Oversupply
6/6/2020 9:57	0:03	KWPPII	0.0363	0.8393	Oversupply
6/6/2020 9:59	0:01	AWE	0.0052	19.4000	Oversupply
6/6/2020 9:59	0:01	SSA3	0.0306	0.0040	Oversupply
6/6/2020 10:00	0:01	SSA2	0.0370	0.0250	Oversupply
6/6/2020 10:00	0:09	SSA3	0.3807	0.0910	Oversupply
6/6/2020 10:00	0:08	SSA2	0.3323	0.0240	Oversupply
6/6/2020 10:01	0:01	KWPPII	0.0072	0.9600	Oversupply
6/6/2020 10:03	0:06	KWPPII	0.1973	2.3462	Oversupply
6/6/2020 10:07	0:01	AWE	0.0064	18.4000	Oversupply
6/6/2020 10:08	0:01	SSA2	0.0370	0.0000	Oversupply
6/6/2020 10:09	0:01	SSA3	0.0316	0.0150	Oversupply
6/6/2020 10:09	0:13	SSA2	0.4571	0.0190	Oversupply
6/6/2020 10:10	0:14	BS250	Data is not available	Data is not available	Oversupply
6/6/2020 10:10	0:12	SSA3	0.5186	0.0010	Oversupply
6/6/2020 10:11	0:12	KWPPII	0.2074	2.0189	Oversupply
6/6/2020 10:16	0:01	AWE	0.0032	19.7000	Oversupply
6/6/2020 10:18	0:02	AWE	0.0213	19.5000	Oversupply
6/6/2020 10:22	0:01	SSA3	0.0318	-0.0020	Oversupply
6/6/2020 10:22	0:01	SSA2	0.0244	0.0020	Oversupply
6/6/2020 10:23	0:01	SSA3	0.0332	0.0340	Oversupply
6/6/2020 10:23	0:01	SSA2	0.0249	0.0480	Oversupply
6/6/2020 10:24	0:01	SSA3	0.0318	0.0350	Oversupply
6/6/2020 10:24	0:01	SSA2	0.0249	0.1490	Oversupply
6/6/2020 10:24	0:01	SSA3	0.0332	0.0550	Oversupply
6/6/2020 10:25	0:01	BS250	Data is not available	Data is not available	Oversupply
6/6/2020 10:25	0:01	KWPPII	0.0052	2.9739	Oversupply
6/6/2020 10:25	0:01	SSA2	0.0249	0.0040	Oversupply
6/6/2020 10:25	0:01	SSA3	0.0318	0.0050	Oversupply
6/6/2020 10:25	0:01	SSA2	0.0249	0.3740	Oversupply
6/6/2020 10:26	0:01	SSA3	0.0318	0.4690	Oversupply
6/6/2020 10:26	0:01	SSA2	0.0249	0.0980	Oversupply
6/6/2020 10:27	2:14	BS250	Data is not available	Data is not available	Oversupply
6/6/2020 10:27	2:13	SSA3	6.2282	0.1210	Oversupply
6/6/2020 10:27	2:12	SSA2	5.4493	0.0130	Oversupply
6/6/2020 10:28	2:12	KWPPII	11.0679	9.4037	Oversupply
6/6/2020 10:29	0:03	AWE	0.0047	19.9000	Oversupply
6/6/2020 10:33	0:01	AWE	0.0007	20.1000	Oversupply
6/6/2020 10:40	1:49	AWE	10.3290	21.0000	Oversupply
6/6/2020 12:33	0:01	AWE	0.0012	21.0000	Oversupply
6/6/2020 12:39	0:01	SSA3	0.0332	0.0020	Oversupply
6/6/2020 12:40	0:01	SSA2	0.0395	0.2290	Oversupply
6/6/2020 12:40	0:01	SSA3	0.0339	0.6070	Oversupply
6/6/2020 12:40	0:01	SSA2	0.0395	0.8840	Oversupply



Maui Curtailment Report

June 2020

Start Date and Time	Duration (minutes)	IPP Curtailed	Estimated Curtailed MWH	Peak MW Curtailed	Reasons for Curtailment
6/6/2020 12:41	0:01	SSA3	0.0332	1.2790	Oversupply
6/6/2020 12:41	0:01	SSA2	0.0395	1.0800	Oversupply
6/6/2020 12:42	0:01	SSA3	0.0339	1.1150	Oversupply
6/6/2020 12:42	0:02	SSA2	0.0775	0.0900	Oversupply
6/6/2020 12:42	0:02	SSA3	0.0671	1.0330	Oversupply
6/6/2020 12:43	0:02	KWPll	0.0271	7.1743	Oversupply
6/6/2020 12:44	0:01	SSA2	0.0353	0.0110	Oversupply
6/6/2020 12:44	0:01	SSA3	0.0287	0.4920	Oversupply
6/6/2020 12:45	0:01	SSA3	0.0035	0.0500	Oversupply
6/6/2020 12:45	0:01	SSA2	0.0073	0.1060	Oversupply
6/6/2020 12:46	0:01	SSA3	0.0036	0.3320	Oversupply
6/6/2020 12:46	0:01	SSA2	0.0073	0.1260	Oversupply
6/6/2020 12:46	0:01	SSA3	0.0036	0.9650	Oversupply
6/6/2020 12:47	0:01	SSA2	0.0073	0.1300	Oversupply
6/6/2020 12:47	0:01	SSA3	0.0035	1.0020	Oversupply
6/6/2020 12:47	0:01	SSA2	0.0073	0.1210	Oversupply
6/6/2020 19:56	0:01	KWPll	0.0021	0.1237	Oversupply
6/7/2020 8:01	0:01	SSA3	0.0118	1.1820	Oversupply
6/7/2020 8:01	0:01	SSA2	0.0157	0.8180	Oversupply
6/7/2020 8:02	0:19	17-2	0.0496	0.5010	Oversupply
6/7/2020 8:02	0:01	SSA2	0.0157	0.3770	Oversupply
6/7/2020 8:02	0:01	SSA3	0.0121	1.1080	Oversupply
6/7/2020 8:03	0:01	SSA2	0.0157	0.7880	Oversupply
6/7/2020 8:03	0:13	SSA3	0.1977	0.0950	Oversupply
6/7/2020 8:04	0:12	BS250	Data is not available	Data is not available	Oversupply
6/7/2020 8:04	0:05	SSA2	0.0939	0.0120	Oversupply
6/7/2020 8:05	0:03	KWPll	0.0661	8.6463	Oversupply
6/7/2020 8:09	0:01	KWPll	0.0030	8.5425	Oversupply
6/7/2020 8:09	0:01	SSA2	0.0157	-0.0030	Oversupply
6/7/2020 8:10	0:06	SSA2	0.1039	0.0500	Oversupply
6/7/2020 8:11	0:06	KWPll	0.1376	10.5444	Oversupply
6/7/2020 8:16	0:01	SSA2	0.0124	-0.0030	Oversupply
6/7/2020 8:16	0:01	SSA3	0.0093	0.0670	Oversupply
6/7/2020 8:17	0:01	SSA2	0.0124	0.1580	Oversupply
6/7/2020 8:17	0:01	SSA3	0.0091	0.8070	Oversupply
6/7/2020 8:17	0:01	SSA2	0.0124	0.5010	Oversupply
6/7/2020 8:18	0:01	SSA3	0.0091	0.8180	Oversupply
6/7/2020 8:18	0:01	SSA2	0.0124	0.9070	Oversupply
6/7/2020 8:19	0:01	SSA3	0.0089	0.6360	Oversupply
6/7/2020 8:19	0:01	SSA2	0.0124	0.2920	Oversupply
6/7/2020 8:19	0:01	SSA3	0.0091	1.3930	Oversupply
6/7/2020 8:20	0:01	SSA2	0.0124	1.4520	Oversupply
6/7/2020 8:21	0:01	SSA3	0.0089	1.4230	Oversupply
6/7/2020 8:22	0:02	17-2	0.0027	0.0910	Oversupply
6/7/2020 8:22	0:01	SSA3	0.0091	1.4420	Oversupply
6/7/2020 8:22	0:01	SSA2	0.0124	1.2180	Oversupply
6/7/2020 8:25	0:01	SSA3	0.0091	1.4880	Oversupply
6/7/2020 8:25	0:01	SSA2	0.0119	1.2150	Oversupply
6/7/2020 8:25	0:01	SSA3	0.0091	1.4980	Oversupply
6/7/2020 8:26	4:39	17-2	2.7412	0.7500	Oversupply
6/7/2020 8:26	0:04	SSA2	0.0711	0.1440	Oversupply
6/7/2020 8:26	0:04	SSA3	0.0502	0.0240	Oversupply
6/7/2020 8:27	0:04	BS250	Data is not available	Data is not available	Oversupply
6/7/2020 8:27	0:04	KWPll	0.0704	11.7988	Oversupply
6/7/2020 8:30	0:01	SSA3	0.0203	0.0020	Oversupply
6/7/2020 8:30	0:01	SSA2	0.0083	-0.0030	Oversupply
6/7/2020 8:31	0:12	SSA3	0.3045	0.2360	Oversupply
6/7/2020 8:31	3:09	SSA2	3.3988	-0.0030	Oversupply
6/7/2020 8:32	0:10	BS250	Data is not available	Data is not available	Oversupply
6/7/2020 8:32	0:09	KWPll	0.2404	11.6551	Oversupply
6/7/2020 8:42	2:59	KWPll	23.7081	18.8424	Oversupply
6/7/2020 8:42	0:01	SSA3	0.0203	0.0030	Oversupply
6/7/2020 8:43	2:30	BS250	Data is not available	Data is not available	Oversupply
6/7/2020 8:43	2:30	SSA3	5.0461	0.0030	Oversupply
6/7/2020 10:54	0:11	AWE	0.3239	15.8000	Oversupply
6/7/2020 11:07	0:02	AWE	0.0125	13.2000	Oversupply
6/7/2020 11:13	0:01	SSA3	0.0374	0.0650	Oversupply
6/7/2020 11:13	0:27	SSA3	0.6909	0.0050	Oversupply
6/7/2020 11:14	0:27	BS250	Data is not available	Data is not available	Oversupply
6/7/2020 11:40	0:01	SSA2	0.0251	0.1640	Oversupply
6/7/2020 11:40	0:01	SSA3	0.0248	0.2790	Oversupply
6/7/2020 11:41	0:01	SSA2	0.0247	0.1270	Oversupply
6/7/2020 11:41	0:01	SSA3	0.0243	0.8170	Oversupply
6/7/2020 11:41	0:01	SSA2	0.0247	0.9920	Oversupply
6/7/2020 11:42	0:01	SSA3	0.0248	1.2490	Oversupply



Maui Curtailment Report

June 2020

Start Date and Time	Duration (minutes)	IPP Curtailed	Estimated Curtailed MWH	Peak MW Curtailed	Reasons for Curtailment
6/7/2020 11:42	0:01	SSA2	0.0251	1.0220	Oversupply
6/7/2020 11:42	0:01	SSA3	0.0243	0.8000	Oversupply
6/7/2020 11:43	0:07	SSA2	0.1376	0.0600	Oversupply
6/7/2020 11:43	0:07	SSA3	0.2278	0.0190	Oversupply
6/7/2020 11:44	0:06	BS250	Data is not available	Data is not available	Oversupply
6/7/2020 11:45	0:06	KWPll	0.2896	17.1888	Oversupply
6/7/2020 11:50	0:01	SSA3	0.0254	0.3390	Oversupply
6/7/2020 11:50	0:01	SSA2	0.0147	0.1360	Oversupply
6/7/2020 11:51	0:01	SSA3	0.0254	1.3070	Oversupply
6/7/2020 11:51	0:01	SSA2	0.0150	0.2580	Oversupply
6/7/2020 11:52	0:01	SSA3	0.0260	0.9970	Oversupply
6/7/2020 11:52	0:01	SSA2	0.0150	0.0690	Oversupply
6/7/2020 11:52	0:01	SSA3	0.0260	0.1220	Oversupply
6/7/2020 11:53	0:01	SSA2	0.0150	0.3480	Oversupply
6/7/2020 11:53	0:01	SSA3	0.0266	1.2840	Oversupply
6/7/2020 11:54	0:01	SSA2	0.0150	0.7150	Oversupply
6/7/2020 11:54	0:01	SSA3	0.0260	1.8620	Oversupply
6/7/2020 11:54	0:01	SSA2	0.0150	0.6500	Oversupply
6/7/2020 11:55	0:01	SSA3	0.0260	1.0850	Oversupply
6/7/2020 11:57	0:01	SSA3	0.0260	2.2430	Oversupply
6/7/2020 11:57	0:01	SSA2	0.0150	1.5520	Oversupply
6/7/2020 11:58	0:01	SSA3	0.0260	0.7080	Oversupply
6/7/2020 11:58	0:01	SSA2	0.0150	1.3150	Oversupply
6/7/2020 11:59	0:01	SSA3	0.0266	1.1850	Oversupply
6/7/2020 11:59	0:01	SSA2	0.0148	0.0460	Oversupply
6/7/2020 11:59	0:01	SSA3	0.0259	1.9760	Oversupply
6/7/2020 12:00	0:01	SSA2	0.0298	0.7420	Oversupply
6/7/2020 12:00	0:01	SSA3	0.0251	0.9360	Oversupply
6/7/2020 12:00	0:01	SSA2	0.0298	0.0490	Oversupply
6/7/2020 12:01	0:01	SSA3	0.0251	1.8930	Oversupply
6/7/2020 12:01	0:01	SSA2	0.0298	0.5750	Oversupply
6/7/2020 12:02	0:01	SSA3	0.0256	0.8180	Oversupply
6/7/2020 12:02	0:01	SSA2	0.0298	0.4090	Oversupply
6/7/2020 12:02	0:01	SSA3	0.0251	0.6950	Oversupply
6/7/2020 12:03	0:01	SSA2	0.0292	0.6680	Oversupply
6/7/2020 12:03	0:01	SSA3	0.0251	1.2610	Oversupply
6/7/2020 12:04	0:01	SSA3	0.0245	1.9550	Oversupply
6/7/2020 12:04	0:01	SSA2	0.0298	1.1360	Oversupply
6/7/2020 12:05	0:01	SSA3	0.0251	2.2250	Oversupply
6/7/2020 12:05	0:01	SSA2	0.0298	1.8180	Oversupply
6/7/2020 12:05	0:01	SSA3	0.0251	2.4390	Oversupply
6/7/2020 12:06	0:01	SSA2	0.0298	1.9390	Oversupply
6/7/2020 12:06	0:01	SSA3	0.0256	2.2870	Oversupply
6/7/2020 12:07	0:01	SSA2	0.0298	1.2900	Oversupply
6/7/2020 12:07	0:01	SSA3	0.0245	0.8010	Oversupply
6/7/2020 12:07	0:01	SSA2	0.0298	0.3800	Oversupply
6/7/2020 12:08	0:01	SSA3	0.0256	0.7660	Oversupply
6/7/2020 12:08	0:35	SSA2	1.0144	1.0070	Oversupply
6/7/2020 12:09	0:01	SSA3	0.0251	0.2940	Oversupply
6/7/2020 12:09	0:35	SSA3	1.4262	0.0120	Oversupply
6/7/2020 12:10	0:34	BS250	Data is not available	Data is not available	Oversupply
6/7/2020 12:10	0:35	KWPll	1.8746	18.9382	Oversupply
6/7/2020 12:44	0:01	SSA2	0.0209	0.0130	Oversupply
6/7/2020 12:44	0:01	SSA3	0.0253	0.0850	Oversupply
6/7/2020 12:45	0:01	SSA2	0.0197	0.1830	Oversupply
6/7/2020 12:45	0:01	SSA3	0.0138	0.5450	Oversupply
6/7/2020 12:45	0:01	SSA2	0.0197	0.4310	Oversupply
6/7/2020 12:46	0:01	SSA3	0.0144	0.6220	Oversupply
6/7/2020 12:46	0:01	SSA2	0.0197	0.4980	Oversupply
6/7/2020 12:46	0:01	SSA3	0.0144	1.0320	Oversupply
6/7/2020 12:47	0:02	SSA3	0.0423	0.0520	Oversupply
6/7/2020 12:47	0:02	SSA2	0.0395	0.0250	Oversupply
6/7/2020 12:48	0:02	KWPll	0.0329	16.8165	Oversupply
6/7/2020 12:49	0:01	SSA2	0.0197	-0.0030	Oversupply
6/7/2020 12:49	0:01	SSA3	0.0144	0.1290	Oversupply
6/7/2020 12:50	0:01	SSA2	0.0197	-0.0030	Oversupply
6/7/2020 12:50	0:01	SSA3	0.0141	0.4440	Oversupply
6/7/2020 12:51	0:01	SSA2	0.0197	-0.0020	Oversupply
6/7/2020 12:51	0:01	SSA3	0.0144	0.4840	Oversupply
6/7/2020 12:52	0:01	SSA2	0.0197	-0.0030	Oversupply
6/7/2020 12:52	0:01	SSA3	0.0138	0.7910	Oversupply
6/7/2020 12:53	0:01	SSA3	0.0144	0.7620	Oversupply
6/7/2020 12:55	0:01	SSA3	0.0141	1.2310	Oversupply
6/7/2020 12:56	0:01	SSA2	0.0197	1.1960	Oversupply
6/7/2020 12:56	0:01	SSA3	0.0141	2.0500	Oversupply



Maui Curtailment Report

June 2020

Start Date and Time	Duration (minutes)	IPP Curtailed	Estimated Curtailed MWH	Peak MW Curtailed	Reasons for Curtailment
6/7/2020 12:57	0:01	SSA2	0.0197	1.6640	Oversupply
6/7/2020 12:57	0:01	SSA3	0.0138	0.0730	Oversupply
6/7/2020 12:58	0:01	SSA2	0.0197	0.8190	Oversupply
6/7/2020 12:58	0:01	SSA3	0.0138	0.3600	Oversupply
6/7/2020 12:58	0:01	SSA2	0.0194	0.0330	Oversupply
6/7/2020 12:59	0:01	SSA3	0.0141	0.7910	Oversupply
6/7/2020 12:59	0:01	SSA2	0.0121	0.1040	Oversupply
6/7/2020 13:01	0:01	SSA3	0.0119	2.8800	Oversupply
6/7/2020 13:01	0:01	SSA2	0.0140	0.1300	Oversupply
6/7/2020 13:02	0:01	SSA3	0.0117	0.1960	Oversupply
6/7/2020 13:02	0:01	SSA2	0.0140	-0.0020	Oversupply
6/7/2020 13:02	0:01	SSA3	0.0122	0.4200	Oversupply
6/7/2020 13:03	0:01	SSA2	0.0140	0.1110	Oversupply
6/7/2020 13:09	0:01	17-2	0.0003	0.7500	Oversupply
6/7/2020 13:09	0:01	SSA3	0.0119	2.0400	Oversupply
6/7/2020 13:10	0:01	SSA2	0.0140	2.5420	Oversupply
6/7/2020 13:10	0:01	SSA3	0.0117	1.8500	Oversupply
6/7/2020 13:11	0:06	17-2	0.0693	0.7500	Oversupply
6/7/2020 13:11	0:01	SSA2	0.0140	1.9450	Oversupply
6/7/2020 13:11	0:01	SSA3	0.0114	0.2790	Oversupply
6/7/2020 13:12	0:01	SSA2	0.0140	0.2380	Oversupply
6/7/2020 13:12	0:01	SSA3	0.0114	0.6550	Oversupply
6/7/2020 13:13	0:01	SSA2	0.0137	1.6200	Oversupply
6/7/2020 13:13	0:01	SSA3	0.0117	1.2720	Oversupply
6/7/2020 13:14	0:01	SSA3	0.0104	1.2200	Oversupply
6/7/2020 13:14	0:01	SSA2	0.0103	1.1260	Oversupply
6/7/2020 13:15	0:01	SSA3	0.0089	0.9910	Oversupply
6/7/2020 13:15	0:01	SSA2	0.0079	2.1430	Oversupply
6/7/2020 13:19	0:02	17-2	0.0030	0.7500	Oversupply
6/7/2020 13:23	0:04	17-2	0.0201	0.7500	Oversupply
6/7/2020 13:24	0:01	SSA3	0.0087	3.0430	Oversupply
6/7/2020 13:24	0:01	SSA2	0.0079	1.4070	Oversupply
6/7/2020 13:25	0:01	SSA3	0.0089	1.2760	Oversupply
6/7/2020 13:44	0:01	17-2	0.0050	0.7500	Oversupply
6/7/2020 13:46	0:01	SSA3	0.0232	2.8760	Oversupply
6/7/2020 13:47	0:01	SSA2	0.0074	1.9610	Oversupply
6/7/2020 13:47	0:01	SSA3	0.0227	2.9180	Oversupply
6/7/2020 13:48	0:10	17-2	0.1094	0.7500	Oversupply
6/7/2020 13:48	0:01	SSA2	0.0074	1.7310	Oversupply
6/7/2020 13:48	0:01	SSA3	0.0232	2.8450	Oversupply
6/7/2020 13:49	0:01	SSA2	0.0074	1.6750	Oversupply
6/7/2020 13:49	0:01	SSA3	0.0223	1.2920	Oversupply
6/7/2020 13:49	0:01	SSA3	0.0227	0.2620	Oversupply
6/7/2020 13:49	0:01	SSA2	0.0074	1.5810	Oversupply
6/7/2020 13:50	0:01	SSA3	0.0223	1.0240	Oversupply
6/7/2020 13:50	0:01	SSA2	0.0074	1.4900	Oversupply
6/7/2020 13:51	0:01	SSA3	0.0237	0.8540	Oversupply
6/7/2020 13:51	0:01	SSA2	0.0074	1.1310	Oversupply
6/7/2020 13:52	0:01	SSA3	0.0223	0.9070	Oversupply
6/7/2020 13:52	0:01	SSA2	0.0074	0.9280	Oversupply
6/7/2020 13:52	0:01	SSA3	0.0227	0.9730	Oversupply
6/7/2020 13:53	0:03	SSA2	0.0297	0.1160	Oversupply
6/7/2020 13:53	0:03	SSA3	0.0920	0.5080	Oversupply
6/7/2020 13:54	0:03	BS250	Data is not available	Data is not available	Oversupply
6/7/2020 13:54	0:03	KWP11	0.0247	13.5592	Oversupply
6/7/2020 13:56	0:01	SSA3	0.0227	0.0160	Oversupply
6/7/2020 13:56	0:01	SSA2	0.0074	-0.0030	Oversupply
6/7/2020 13:57	0:01	SSA3	0.0227	0.1000	Oversupply
6/7/2020 13:59	0:08	17-2	0.0492	0.7500	Oversupply
6/7/2020 14:00	0:01	SSA2	0.0043	0.3130	Oversupply
6/7/2020 14:00	0:01	SSA3	0.0113	0.4230	Oversupply
6/7/2020 14:01	0:01	SSA2	0.0043	0.5110	Oversupply
6/7/2020 14:01	0:01	SSA3	0.0116	0.8590	Oversupply
6/7/2020 14:02	0:01	SSA3	0.0121	2.4170	Oversupply
6/7/2020 14:03	0:01	SSA3	0.0118	2.9840	Oversupply
6/7/2020 14:03	0:01	SSA2	0.0043	1.0950	Oversupply
6/7/2020 14:04	0:01	SSA3	0.0113	0.2200	Oversupply
6/7/2020 14:31	0:01	SSA2	0.0222	1.6250	Oversupply
6/7/2020 14:32	0:01	SSA3	0.0211	2.9090	Oversupply
6/7/2020 14:32	0:01	SSA2	0.0222	1.5790	Oversupply
6/7/2020 14:32	0:01	SSA3	0.0211	0.0300	Oversupply
6/7/2020 14:33	1:06	17-2	0.7145	0.7500	Oversupply
6/7/2020 14:33	0:01	SSA2	0.0222	1.0230	Oversupply
6/7/2020 14:33	0:01	SSA3	0.0207	0.6140	Oversupply
6/7/2020 14:34	0:59	BS250	Data is not available	Data is not available	Oversupply



Maui Curtailment Report

June 2020

Start Date and Time	Duration (minutes)	IPP Curtailed	Estimated Curtailed MWH	Peak MW Curtailed	Reasons for Curtailment
6/7/2020 14:34	1:00	SSA2	1.2260	0.0640	Oversupply
6/7/2020 14:34	0:58	SSA3	0.8562	0.3610	Oversupply
6/7/2020 14:35	0:58	KWPPII	9.1154	19.1328	Oversupply
6/7/2020 15:32	0:01	SSA3	0.0055	0.0050	Oversupply
6/7/2020 15:33	0:01	SSA3	0.0049	0.0300	Oversupply
6/7/2020 15:34	0:01	SSA3	0.0050	0.0090	Oversupply
6/7/2020 15:34	0:01	SSA2	0.0089	0.0930	Oversupply
6/7/2020 15:34	0:01	SSA3	0.0050	0.3580	Oversupply
6/7/2020 15:35	0:01	SSA2	0.0092	0.3420	Oversupply
6/7/2020 15:35	0:01	SSA3	0.0050	0.5720	Oversupply
6/7/2020 15:36	0:01	SSA2	0.0092	0.6130	Oversupply
6/7/2020 15:36	0:01	SSA3	0.0050	0.2160	Oversupply
6/7/2020 15:41	0:01	SSA3	0.0050	0.6680	Oversupply
6/7/2020 15:41	0:01	SSA2	0.0092	0.9940	Oversupply
6/7/2020 15:41	0:02	SSA3	0.0150	0.1080	Oversupply
6/7/2020 15:42	0:03	BS250	Data is not available	Data is not available	Oversupply
6/7/2020 15:42	0:05	17-2	0.0411	0.5910	Oversupply
6/7/2020 15:42	0:03	SSA2	0.0276	0.0180	Oversupply
6/7/2020 15:43	0:03	KWPPII	0.0617	19.0021	Oversupply
6/7/2020 15:44	0:01	SSA3	0.0049	0.0930	Oversupply
6/7/2020 15:44	0:01	SSA3	0.0011	0.0080	Oversupply
6/7/2020 15:44	0:01	SSA2	0.0043	-0.0030	Oversupply
6/7/2020 15:46	0:01	SSA2	0.0067	-0.0030	Oversupply
6/7/2020 15:47	0:01	SSA3	0.0017	0.5700	Oversupply
6/7/2020 15:47	0:01	SSA2	0.0067	-0.0030	Oversupply
6/7/2020 15:47	0:01	SSA3	0.0016	0.2900	Oversupply
6/7/2020 15:48	0:01	17-2	0.0066	0.4000	Oversupply
6/7/2020 15:53	0:01	SSA3	0.0017	0.7950	Oversupply
6/7/2020 15:53	0:01	SSA2	0.0067	1.4220	Oversupply
6/7/2020 15:54	0:01	SSA3	0.0017	0.3560	Oversupply
6/7/2020 15:54	0:01	SSA3	0.0017	0.3510	Oversupply
6/7/2020 15:55	0:01	17-2	0.0066	0.5460	Oversupply
6/7/2020 23:18	0:01	KWPPII	0.0050	0.3024	Oversupply
6/8/2020 5:32	0:07	KWPPII	0.1160	16.2367	Oversupply
6/8/2020 5:42	0:08	KWPPII	0.1249	16.3016	Oversupply
6/8/2020 5:44	0:05	BS250	Data is not available	Data is not available	Oversupply
6/8/2020 5:53	0:21	KWPPII	0.4641	17.2527	Oversupply
6/8/2020 5:54	0:18	BS250	Data is not available	Data is not available	Oversupply
6/8/2020 5:55	0:17	SSA3	0.0139	0.0230	Oversupply
6/8/2020 6:21	0:04	BS250	Data is not available	Data is not available	Oversupply
6/8/2020 6:21	0:02	17-2	0.0005	0.0210	Oversupply
6/8/2020 6:21	0:02	KWPPII	0.0046	17.3365	Oversupply
6/8/2020 6:21	0:04	SSA3	0.0049	0.0740	Oversupply
6/8/2020 6:21	0:03	SSA2	0.0021	0.0540	Oversupply
6/8/2020 6:24	0:01	KWPPII	0.0220	17.1099	Oversupply
6/8/2020 6:24	0:02	17-2	0.0003	0.0210	Oversupply
6/8/2020 6:29	0:14	SSA2	0.0223	0.0770	Oversupply
6/8/2020 6:30	0:13	BS250	Data is not available	Data is not available	Oversupply
6/8/2020 6:30	0:13	SSA3	0.0355	0.0250	Oversupply
6/8/2020 6:31	0:14	17-2	0.0104	0.0880	Oversupply
6/8/2020 6:31	0:13	KWPPII	0.4096	18.6129	Oversupply
6/8/2020 7:09	0:01	17-2	0.0009	0.0580	Oversupply
6/8/2020 7:14	0:01	SSA3	0.0014	0.6370	Oversupply
6/8/2020 7:14	0:01	SSA2	0.0022	0.3650	Oversupply
6/8/2020 7:15	0:05	17-2	0.0054	0.1350	Oversupply
6/8/2020 7:15	0:01	SSA3	0.0026	0.0190	Oversupply
6/8/2020 7:15	0:01	SSA2	0.0036	0.0130	Oversupply
6/8/2020 7:15	0:01	SSA3	0.0027	0.0140	Oversupply
6/8/2020 7:16	0:01	SSA2	0.0036	0.0080	Oversupply
6/8/2020 7:16	0:01	SSA3	0.0026	0.2170	Oversupply
6/8/2020 7:17	0:01	SSA2	0.0036	0.3780	Oversupply
6/8/2020 7:17	0:01	SSA3	0.0027	0.4310	Oversupply
6/8/2020 7:18	0:01	SSA2	0.0036	0.3650	Oversupply
6/8/2020 7:18	0:01	SSA3	0.0026	0.6030	Oversupply
6/8/2020 7:28	0:01	SSA3	0.0027	0.4940	Oversupply
6/8/2020 7:28	4:26	SSA2	8.4903	0.4000	Oversupply
6/8/2020 7:28	1:53	SSA3	2.6089	0.1310	Oversupply
6/8/2020 7:29	1:53	BS250	Data is not available	Data is not available	Oversupply
6/8/2020 7:29	4:26	KWPPII	53.8044	19.1917	Oversupply
6/8/2020 7:29	5:07	17-2	2.5569	0.7500	Oversupply
6/8/2020 8:57	0:22	AWE	1.5285	17.8000	Oversupply
6/8/2020 9:21	0:01	SSA3	0.0239	0.0010	Oversupply
6/8/2020 9:22	2:31	SSA3	6.4363	0.1260	Oversupply
6/8/2020 9:23	2:31	BS250	Data is not available	Data is not available	Oversupply
6/8/2020 9:24	0:22	AWE	1.2057	19.3000	Oversupply



Maui Curtailment Report

June 2020

Start Date and Time	Duration (minutes)	IPP Curtailed	Estimated Curtailed MWH	Peak MW Curtailed	Reasons for Curtailment
6/8/2020 9:48	0:27	AWE	2.2445	20.5000	Oversupply
6/8/2020 10:19	0:16	AWE	0.6451	21.0000	Oversupply
6/8/2020 10:37	0:04	AWE	0.1012	21.0000	Oversupply
6/8/2020 11:53	0:01	SSA3	0.0336	0.0280	Oversupply
6/8/2020 11:54	0:01	SSA2	0.0408	-0.0030	Oversupply
6/8/2020 11:54	0:01	SSA3	0.0328	0.3430	Oversupply
6/8/2020 11:55	0:01	SSA2	0.0408	0.1120	Oversupply
6/8/2020 11:55	0:01	SSA3	0.0336	1.1410	Oversupply
6/8/2020 11:56	0:01	SSA3	0.0336	1.5480	Oversupply
6/8/2020 11:56	0:01	SSA2	0.0408	0.1270	Oversupply
6/8/2020 11:57	0:01	SSA3	0.0328	1.7410	Oversupply
6/8/2020 11:57	0:01	SSA2	0.0408	0.1300	Oversupply
6/8/2020 11:57	0:01	SSA3	0.0328	0.6370	Oversupply
6/8/2020 11:58	0:01	SSA2	0.0408	0.1360	Oversupply
6/8/2020 11:58	0:01	SSA3	0.0328	0.5480	Oversupply
6/8/2020 11:58	0:01	SSA2	0.0392	0.2100	Oversupply
6/8/2020 11:59	0:01	SSA3	0.0334	0.1540	Oversupply
6/8/2020 11:59	0:01	SSA2	0.0405	0.3590	Oversupply
6/8/2020 12:00	0:01	SSA3	0.0356	0.9050	Oversupply
6/8/2020 12:00	0:01	SSA2	0.0405	0.6860	Oversupply
6/8/2020 12:00	0:01	SSA3	0.0364	0.4050	Oversupply
6/8/2020 12:01	0:03	SSA2	0.1214	0.3500	Oversupply
6/8/2020 12:01	0:03	SSA3	0.1432	0.0190	Oversupply
6/8/2020 12:02	0:02	BS250	Data is not available	Data is not available	Oversupply
6/8/2020 12:02	0:03	KWP11	0.0441	15.9334	Oversupply
6/8/2020 12:04	0:01	SSA2	0.0405	0.0010	Oversupply
6/8/2020 12:04	0:01	SSA3	0.0364	0.1780	Oversupply
6/8/2020 12:05	0:01	SSA2	0.0405	0.0610	Oversupply
6/8/2020 12:05	0:27	SSA3	1.1937	0.0200	Oversupply
6/8/2020 12:05	0:27	SSA2	0.8300	-0.0020	Oversupply
6/8/2020 12:06	0:27	KWP11	2.1338	16.5780	Oversupply
6/8/2020 12:07	0:25	BS250	Data is not available	Data is not available	Oversupply
6/8/2020 12:32	0:01	SSA3	0.0122	0.6100	Oversupply
6/8/2020 12:32	0:01	SSA2	0.0058	0.1000	Oversupply
6/8/2020 12:33	0:01	SSA3	0.0119	2.0050	Oversupply
6/8/2020 12:33	0:01	SSA2	0.0058	0.3270	Oversupply
6/8/2020 12:34	0:01	SSA3	0.0117	1.7230	Oversupply
6/8/2020 13:41	0:08	17-2	0.0494	0.7500	Oversupply
6/8/2020 13:41	0:01	SSA3	0.0046	2.9200	Oversupply
6/8/2020 13:41	0:01	SSA2	0.0045	3.1400	Oversupply
6/8/2020 13:42	0:01	SSA3	0.0046	1.6430	Oversupply
6/8/2020 13:42	0:01	SSA2	0.0045	1.1110	Oversupply
6/8/2020 13:43	0:01	SSA3	0.0047	0.4370	Oversupply
6/8/2020 13:43	0:01	SSA2	0.0045	0.5020	Oversupply
6/8/2020 13:43	0:01	SSA3	0.0045	0.7210	Oversupply
6/8/2020 13:44	0:01	SSA2	0.0046	1.3310	Oversupply
6/8/2020 13:44	0:01	SSA3	0.0116	1.0780	Oversupply
6/8/2020 13:45	0:01	SSA2	0.0049	1.1970	Oversupply
6/8/2020 13:45	0:01	SSA3	0.0070	1.8730	Oversupply
6/8/2020 13:46	0:01	SSA3	0.0072	0.4420	Oversupply
6/8/2020 13:46	0:01	SSA2	0.0049	1.6850	Oversupply
6/8/2020 13:46	0:01	SSA3	0.0072	1.3230	Oversupply
6/8/2020 13:47	0:01	SSA2	0.0049	2.1240	Oversupply
6/8/2020 13:47	0:01	SSA3	0.0070	2.6990	Oversupply
6/9/2020 9:26	0:04	17-2	0.0092	0.3430	Oversupply
6/9/2020 9:26	0:01	SSA3	0.0035	1.5300	Oversupply
6/9/2020 9:26	0:01	SSA2	0.0044	0.7910	Oversupply
6/9/2020 9:27	0:01	SSA3	0.0035	1.7860	Oversupply
6/9/2020 9:27	0:01	SSA2	0.0044	0.0340	Oversupply
6/9/2020 9:28	0:01	SSA3	0.0034	0.6200	Oversupply
6/9/2020 9:28	0:01	SSA2	0.0044	0.9970	Oversupply
6/9/2020 9:28	0:01	SSA3	0.0035	0.7290	Oversupply
6/9/2020 9:33	0:01	SSA3	0.0056	1.8230	Oversupply
6/9/2020 9:33	0:01	SSA2	0.0057	2.1250	Oversupply
6/9/2020 9:34	0:04	17-2	0.0169	0.7500	Oversupply
6/9/2020 9:34	0:01	SSA2	0.0057	2.1480	Oversupply
6/9/2020 9:35	0:01	SSA3	0.0057	2.0860	Oversupply
6/9/2020 9:35	0:01	SSA2	0.0057	2.1580	Oversupply
6/9/2020 9:36	0:01	SSA2	0.0057	0.1330	Oversupply
6/9/2020 9:38	0:01	SSA3	0.0056	0.8030	Oversupply
6/9/2020 9:40	0:01	SSA3	0.0057	2.3700	Oversupply
6/9/2020 9:40	0:01	SSA2	0.0057	1.9860	Oversupply
6/9/2020 9:41	0:54	17-2	0.2451	0.7500	Oversupply
6/9/2020 9:41	0:01	SSA3	0.0056	2.3480	Oversupply
6/9/2020 9:41	0:01	SSA2	0.0057	2.3290	Oversupply



Maui Curtailment Report

June 2020

Start Date and Time	Duration (minutes)	IPP Curtailed	Estimated Curtailed MWH	Peak MW Curtailed	Reasons for Curtailment
6/9/2020 9:42	0:01	SSA3	0.0056	2.3610	Oversupply
6/9/2020 9:42	0:01	SSA2	0.0057	1.6340	Oversupply
6/9/2020 9:42	0:01	SSA3	0.0057	0.9640	Oversupply
6/9/2020 9:43	0:01	SSA2	0.0057	0.0310	Oversupply
6/9/2020 9:43	0:01	SSA3	0.0057	0.4300	Oversupply
6/9/2020 9:44	0:01	SSA2	0.0056	0.9070	Oversupply
6/9/2020 9:44	0:01	SSA3	0.0065	0.9470	Oversupply
6/9/2020 9:44	0:01	SSA2	0.0179	1.1180	Oversupply
6/9/2020 9:45	0:01	SSA3	0.0143	1.5640	Oversupply
6/9/2020 9:45	0:01	SSA2	0.0108	1.0600	Oversupply
6/9/2020 9:45	0:01	SSA3	0.0146	1.8670	Oversupply
6/9/2020 9:46	0:01	SSA2	0.0108	1.8790	Oversupply
6/9/2020 9:46	0:01	SSA3	0.0146	1.5440	Oversupply
6/9/2020 9:47	0:01	SSA2	0.0108	1.4730	Oversupply
6/9/2020 9:47	0:01	SSA3	0.0146	1.6140	Oversupply
6/9/2020 9:48	0:01	SSA3	0.0143	1.5310	Oversupply
6/9/2020 9:48	0:01	SSA2	0.0108	1.1570	Oversupply
6/9/2020 9:49	0:01	SSA3	0.0143	1.8020	Oversupply
6/9/2020 9:49	0:01	SSA3	0.0143	1.5420	Oversupply
6/9/2020 9:50	0:01	SSA2	0.0108	0.9460	Oversupply
6/9/2020 9:50	0:01	SSA3	0.0140	1.9010	Oversupply
6/9/2020 9:50	0:01	SSA2	0.0108	0.9270	Oversupply
6/9/2020 9:51	0:01	SSA3	0.0143	1.6540	Oversupply
6/9/2020 9:51	0:01	SSA2	0.0108	1.2590	Oversupply
6/9/2020 9:52	0:01	SSA3	0.0140	1.5430	Oversupply
6/9/2020 9:52	0:01	SSA2	0.0108	0.6230	Oversupply
6/9/2020 9:52	0:01	SSA3	0.0143	1.4110	Oversupply
6/9/2020 9:53	0:01	SSA2	0.0108	0.5780	Oversupply
6/9/2020 9:53	0:01	SSA3	0.0140	1.4850	Oversupply
6/9/2020 9:54	0:01	SSA2	0.0108	0.3270	Oversupply
6/9/2020 9:54	0:01	SSA3	0.0146	0.9530	Oversupply
6/9/2020 9:55	0:01	SSA3	0.0143	0.5690	Oversupply
6/9/2020 9:55	0:01	SSA2	0.0108	0.4270	Oversupply
6/9/2020 9:55	0:01	SSA3	0.0140	0.9670	Oversupply
6/9/2020 9:56	0:01	SSA2	0.0108	0.0610	Oversupply
6/9/2020 9:56	0:01	SSA3	0.0146	0.1420	Oversupply
6/9/2020 9:57	0:01	SSA2	0.0108	0.1330	Oversupply
6/9/2020 9:57	0:01	SSA3	0.0140	0.9030	Oversupply
6/9/2020 9:57	0:01	SSA2	0.0108	0.2570	Oversupply
6/9/2020 9:58	0:01	SSA3	0.0143	0.2310	Oversupply
6/9/2020 9:58	0:01	SSA2	0.0108	0.1370	Oversupply
6/9/2020 9:59	0:01	SSA3	0.0149	0.8220	Oversupply
6/9/2020 9:59	0:02	SSA2	0.0427	0.2330	Oversupply
6/9/2020 9:59	0:01	SSA3	0.0240	1.0410	Oversupply
6/9/2020 10:00	0:01	SSA3	0.0304	0.5820	Oversupply
6/9/2020 10:01	0:01	SSA2	0.0266	0.2200	Oversupply
6/9/2020 10:01	0:01	SSA3	0.0304	1.0110	Oversupply
6/9/2020 10:02	0:03	SSA3	0.1176	0.0790	Oversupply
6/9/2020 10:02	0:01	SSA2	0.0266	0.0170	Oversupply
6/9/2020 10:03	0:02	BS250	Data is not available	Data is not available	Oversupply
6/9/2020 10:03	0:02	AWE	0.0208	21.0000	Oversupply
6/9/2020 10:03	0:02	SSA2	0.0526	0.0030	Oversupply
6/9/2020 10:04	0:01	SSA2	0.0266	-0.0030	Oversupply
6/9/2020 10:05	0:01	SSA3	0.0291	-0.0020	Oversupply
6/9/2020 10:05	0:01	SSA2	0.0266	-0.0030	Oversupply
6/9/2020 10:05	0:01	SSA3	0.0297	-0.0020	Oversupply
6/9/2020 10:06	0:01	SSA2	0.0266	-0.0030	Oversupply
6/9/2020 10:06	0:01	SSA3	0.0297	-0.0020	Oversupply
6/9/2020 10:07	0:01	SSA2	0.0266	-0.0030	Oversupply
6/9/2020 10:07	0:01	SSA3	0.0297	-0.0020	Oversupply
6/9/2020 10:08	0:01	SSA3	0.0297	0.0380	Oversupply
6/9/2020 10:08	0:01	SSA2	0.0266	0.0580	Oversupply
6/9/2020 10:08	0:16	SSA3	0.6641	0.1230	Oversupply
6/9/2020 10:09	0:16	BS250	Data is not available	Data is not available	Oversupply
6/9/2020 10:09	0:20	SSA2	0.4616	0.0700	Oversupply
6/9/2020 10:10	0:14	AWE	0.3551	21.0000	Oversupply
6/9/2020 10:10	0:19	KWPll	0.2461	1.6646	Oversupply
6/9/2020 10:25	0:01	SSA3	0.0315	0.0000	Oversupply
6/9/2020 10:26	0:03	BS250	Data is not available	Data is not available	Oversupply
6/9/2020 10:26	0:03	SSA3	0.1302	0.0020	Oversupply
6/9/2020 10:29	0:01	SSA2	0.0172	0.0730	Oversupply
6/9/2020 10:29	0:01	SSA3	0.0315	0.0550	Oversupply
6/9/2020 10:29	0:01	SSA3	0.0216	0.2170	Oversupply
6/9/2020 10:29	0:01	SSA2	0.0095	0.3540	Oversupply
6/9/2020 10:30	0:01	SSA3	0.0144	0.4400	Oversupply



Maui Curtailment Report

June 2020

Start Date and Time	Duration (minutes)	IPP Curtailed	Estimated Curtailed MWH	Peak MW Curtailed	Reasons for Curtailment
6/9/2020 10:30	0:01	SSA2	0.0142	0.6290	Oversupply
6/9/2020 10:31	0:01	SSA3	0.0147	0.7150	Oversupply
6/9/2020 10:31	0:02	SSA2	0.0283	1.1260	Oversupply
6/9/2020 10:32	0:01	SSA3	0.0144	1.0260	Oversupply
6/9/2020 10:32	0:01	SSA3	0.0144	1.7460	Oversupply
6/9/2020 10:35	0:01	SSA2	0.0142	0.9540	Oversupply
6/9/2020 10:37	0:01	SSA3	0.0144	0.9810	Oversupply
6/9/2020 10:37	0:01	SSA2	0.0142	0.8670	Oversupply
6/9/2020 10:38	0:01	SSA3	0.0144	0.2160	Oversupply
6/9/2020 10:38	0:01	SSA2	0.0142	0.0230	Oversupply
6/9/2020 10:39	0:01	KWP11	0.0012	0.0729	Oversupply
6/9/2020 10:39	1:14	17-2	0.2933	0.7500	Oversupply
6/9/2020 10:39	0:01	SSA3	0.0147	0.0580	Oversupply
6/9/2020 10:39	0:01	SSA2	0.0142	0.0190	Oversupply
6/9/2020 10:39	0:01	SSA3	0.0144	0.2420	Oversupply
6/9/2020 10:40	0:01	SSA2	0.0142	0.1340	Oversupply
6/9/2020 10:40	0:01	SSA3	0.0147	0.6860	Oversupply
6/9/2020 10:41	0:01	SSA2	0.0142	0.1290	Oversupply
6/9/2020 10:41	0:01	SSA3	0.0147	1.0480	Oversupply
6/9/2020 10:42	0:01	SSA3	0.0147	1.7190	Oversupply
6/9/2020 10:42	0:01	SSA2	0.0142	0.1330	Oversupply
6/9/2020 10:43	0:01	SSA3	0.0144	1.2290	Oversupply
6/9/2020 10:43	0:01	SSA2	0.0142	0.1170	Oversupply
6/9/2020 10:43	0:01	SSA3	0.0144	1.2710	Oversupply
6/9/2020 10:44	0:01	SSA3	0.0189	0.3890	Oversupply
6/9/2020 10:44	0:01	SSA2	0.0184	0.2390	Oversupply
6/9/2020 10:45	0:01	SSA3	0.0357	0.1840	Oversupply
6/9/2020 10:45	0:08	SSA2	0.2934	0.1790	Oversupply
6/9/2020 10:46	0:08	BS250	Data is not available	Data is not available	Oversupply
6/9/2020 10:46	0:06	KWP11	0.0732	1.6137	Oversupply
6/9/2020 10:46	0:08	SSA3	0.3871	0.0150	Oversupply
6/9/2020 10:48	0:06	AWE	0.0798	21.0000	Oversupply
6/9/2020 10:53	0:01	SSA2	0.0326	0.0000	Oversupply
6/9/2020 10:54	0:01	SSA2	0.0326	-0.0010	Oversupply
6/9/2020 10:54	0:01	SSA3	0.0357	0.2310	Oversupply
6/9/2020 10:55	0:01	SSA2	0.0326	0.0970	Oversupply
6/9/2020 10:55	0:01	SSA3	0.0342	0.6290	Oversupply
6/9/2020 10:55	0:01	SSA2	0.0313	0.1980	Oversupply
6/9/2020 10:56	0:01	SSA3	0.0357	0.7130	Oversupply
6/9/2020 10:56	0:01	SSA2	0.0326	0.4950	Oversupply
6/9/2020 10:56	0:01	SSA3	0.0350	0.6980	Oversupply
6/9/2020 10:57	0:22	BS250	Data is not available	Data is not available	Oversupply
6/9/2020 10:57	0:22	SSA2	0.6566	0.0060	Oversupply
6/9/2020 10:57	0:21	SSA3	0.9491	0.0090	Oversupply
6/9/2020 10:58	0:21	KWP11	0.4729	2.6995	Oversupply
6/9/2020 10:59	0:01	AWE	0.0101	21.0000	Oversupply
6/9/2020 11:10	0:06	AWE	0.1287	21.0000	Oversupply
6/9/2020 11:19	0:01	SSA3	0.0245	0.0530	Oversupply
6/9/2020 11:19	0:01	SSA2	0.0211	0.0000	Oversupply
6/9/2020 11:19	0:01	SSA3	0.0240	0.3060	Oversupply
6/9/2020 11:20	0:01	SSA2	0.0211	0.1090	Oversupply
6/9/2020 11:20	0:01	SSA3	0.0245	0.7580	Oversupply
6/9/2020 11:20	0:01	SSA2	0.0211	0.1840	Oversupply
6/9/2020 11:21	0:01	SSA3	0.0245	1.4970	Oversupply
6/9/2020 11:21	0:01	SSA2	0.0211	0.4190	Oversupply
6/9/2020 11:22	0:01	SSA3	0.0240	1.4850	Oversupply
6/9/2020 11:22	0:01	SSA2	0.0211	0.7040	Oversupply
6/9/2020 11:22	0:01	SSA3	0.0245	1.8440	Oversupply
6/9/2020 11:23	0:01	SSA2	0.0211	0.9970	Oversupply
6/9/2020 11:23	0:01	SSA3	0.0245	1.9500	Oversupply
6/9/2020 11:24	0:01	SSA2	0.0207	0.9900	Oversupply
6/9/2020 11:24	0:01	SSA3	0.0250	1.8300	Oversupply
6/9/2020 11:25	0:01	SSA3	0.0240	2.7590	Oversupply
6/9/2020 11:25	0:01	SSA2	0.0211	1.5130	Oversupply
6/9/2020 11:25	0:01	SSA3	0.0250	1.2890	Oversupply
6/9/2020 11:26	0:01	SSA2	0.0211	0.2350	Oversupply
6/9/2020 11:26	0:01	SSA3	0.0245	0.8520	Oversupply
6/9/2020 11:26	0:01	SSA2	0.0211	0.5670	Oversupply
6/9/2020 11:27	0:01	SSA3	0.0250	0.7620	Oversupply
6/9/2020 11:27	0:01	SSA2	0.0211	1.1330	Oversupply
6/9/2020 11:28	0:01	SSA3	0.0240	1.8920	Oversupply
6/9/2020 11:28	0:01	SSA2	0.0211	1.3870	Oversupply
6/9/2020 11:29	0:01	SSA3	0.0250	1.5190	Oversupply
6/9/2020 11:29	0:01	SSA2	0.0208	0.1550	Oversupply
6/9/2020 11:29	0:01	SSA3	0.0277	1.6050	Oversupply



Maui Curtailment Report

June 2020

Start Date and Time	Duration (minutes)	IPP Curtailed	Estimated Curtailed MWH	Peak MW Curtailed	Reasons for Curtailment
6/9/2020 11:30	0:01	SSA2	0.0244	0.9230	Oversupply
6/9/2020 11:30	0:01	SSA3	0.0289	1.5560	Oversupply
6/9/2020 11:31	0:01	SSA2	0.0244	0.8000	Oversupply
6/9/2020 11:31	0:01	SSA3	0.0295	1.4360	Oversupply
6/9/2020 11:32	0:01	SSA3	0.0302	0.3930	Oversupply
6/9/2020 11:32	0:01	SSA2	0.0244	0.1910	Oversupply
6/9/2020 11:32	0:01	SSA3	0.0295	0.7070	Oversupply
6/9/2020 11:33	0:01	SSA2	0.0244	0.3820	Oversupply
6/9/2020 11:33	0:01	SSA3	0.0289	0.0460	Oversupply
6/9/2020 11:33	0:01	SSA2	0.0244	0.3400	Oversupply
6/9/2020 11:34	0:01	SSA3	0.0295	0.6890	Oversupply
6/9/2020 11:34	0:01	SSA2	0.0244	1.3810	Oversupply
6/9/2020 11:35	0:01	SSA3	0.0302	1.0400	Oversupply
6/9/2020 11:35	0:01	SSA2	0.0244	1.8090	Oversupply
6/9/2020 11:35	0:01	SSA3	0.0289	1.3720	Oversupply
6/9/2020 11:36	0:01	SSA2	0.0244	1.8610	Oversupply
6/9/2020 11:36	0:01	SSA3	0.0302	2.0310	Oversupply
6/9/2020 11:37	0:01	SSA2	0.0244	1.0050	Oversupply
6/9/2020 11:37	0:01	SSA3	0.0295	0.6750	Oversupply
6/9/2020 11:38	0:03	BS250	Data is not available	Data is not available	Oversupply
6/9/2020 11:38	0:03	SSA2	0.0726	0.0760	Oversupply
6/9/2020 11:38	0:02	SSA3	0.0892	0.1290	Oversupply
6/9/2020 11:39	0:02	KWPll	0.0485	4.3411	Oversupply
6/9/2020 11:40	0:01	SSA3	0.0302	-0.0040	Oversupply
6/9/2020 11:40	0:01	SSA2	0.0244	-0.0030	Oversupply
6/9/2020 11:41	0:01	SSA3	0.0302	-0.0040	Oversupply
6/9/2020 11:41	0:01	SSA2	0.0244	-0.0030	Oversupply
6/9/2020 11:42	0:02	BS250	Data is not available	Data is not available	Oversupply
6/9/2020 11:42	0:01	SSA3	0.0295	-0.0040	Oversupply
6/9/2020 11:42	0:01	SSA2	0.0244	-0.0030	Oversupply
6/9/2020 11:42	0:01	SSA3	0.0302	-0.0040	Oversupply
6/9/2020 11:43	0:01	KWPll	0.0103	2.8082	Oversupply
6/9/2020 11:43	0:01	SSA2	0.0244	-0.0030	Oversupply
6/9/2020 11:43	0:01	SSA3	0.0295	-0.0040	Oversupply
6/9/2020 11:44	0:01	SSA2	0.0219	0.1010	Oversupply
6/9/2020 11:44	0:01	SSA3	0.0261	0.0410	Oversupply
6/9/2020 11:45	0:01	SSA2	0.0090	0.3750	Oversupply
6/9/2020 11:45	0:01	SSA3	0.0110	0.3060	Oversupply
6/9/2020 11:45	0:01	SSA3	0.0112	0.6290	Oversupply
6/9/2020 11:46	0:01	SSA2	0.0092	0.7630	Oversupply
6/9/2020 11:46	0:01	SSA3	0.0112	0.8290	Oversupply
6/9/2020 11:46	0:01	SSA2	0.0092	1.5990	Oversupply
6/9/2020 11:47	0:01	SSA3	0.0114	1.6060	Oversupply
6/9/2020 11:47	0:01	SSA2	0.0092	2.9190	Oversupply
6/9/2020 11:49	0:01	SSA3	0.0112	1.2900	Oversupply
6/9/2020 11:50	0:01	SSA2	0.0092	1.7510	Oversupply
6/9/2020 11:50	0:01	SSA3	0.0112	0.2270	Oversupply
6/9/2020 11:51	0:01	SSA2	0.0092	0.7150	Oversupply
6/9/2020 11:51	0:01	SSA3	0.0117	0.5890	Oversupply
6/9/2020 11:52	0:01	SSA2	0.0092	0.2130	Oversupply
6/9/2020 11:52	0:01	SSA3	0.0112	1.0170	Oversupply
6/9/2020 11:55	0:01	SSA3	0.0112	2.9580	Oversupply
6/9/2020 11:56	0:01	SSA2	0.0092	1.8830	Oversupply
6/9/2020 11:56	0:01	SSA3	0.0112	1.7050	Oversupply
6/9/2020 11:57	0:06	17-2	0.0313	0.3810	Oversupply
6/9/2020 11:57	0:01	SSA2	0.0092	0.8500	Oversupply
6/9/2020 11:58	0:01	SSA2	0.0092	2.1820	Oversupply
6/9/2020 11:59	0:01	SSA3	0.0112	2.8520	Oversupply
6/9/2020 11:59	0:01	SSA3	0.0031	2.3830	Oversupply
6/9/2020 11:59	0:01	SSA2	0.0084	1.0960	Oversupply
6/9/2020 12:00	0:01	SSA3	0.0035	2.0800	Oversupply
6/9/2020 12:00	0:01	SSA2	0.0093	1.0820	Oversupply
6/9/2020 12:01	0:01	SSA3	0.0035	1.9920	Oversupply
6/9/2020 12:01	0:01	SSA2	0.0093	2.0420	Oversupply
6/9/2020 12:05	0:01	SSA2	0.0093	1.9230	Oversupply
6/9/2020 12:05	0:01	SSA3	0.0035	2.4830	Oversupply
6/9/2020 12:05	0:01	SSA2	0.0093	2.1710	Oversupply
6/9/2020 12:05	0:01	SSA3	0.0034	2.0490	Oversupply
6/9/2020 12:06	0:02	17-2	0.0055	0.1820	Oversupply
6/9/2020 12:06	0:01	SSA3	0.0035	2.5540	Oversupply
6/9/2020 12:06	0:01	SSA2	0.0093	0.0420	Oversupply
6/9/2020 12:29	0:03	17-2	0.0202	0.7500	Oversupply
6/9/2020 12:29	0:01	SSA2	0.0036	2.9140	Oversupply
6/9/2020 12:29	0:01	SSA3	0.0132	2.3710	Oversupply
6/9/2020 12:30	0:01	SSA3	0.0230	2.4580	Oversupply



Maui Curtailment Report

June 2020

Start Date and Time	Duration (minutes)	IPP Curtailed	Estimated Curtailed MWH	Peak MW Curtailed	Reasons for Curtailment
6/9/2020 12:31	0:01	SSA3	0.0230	2.6250	Oversupply
6/9/2020 12:34	0:01	SSA3	0.0235	2.7300	Oversupply
6/9/2020 12:35	4:34	17-2	1.4106	0.7500	Oversupply
6/9/2020 12:35	0:01	SSA2	0.0169	1.4280	Oversupply
6/9/2020 12:35	0:01	SSA3	0.0235	1.5720	Oversupply
6/9/2020 12:36	2:27	BS250	Data is not available	Data is not available	Oversupply
6/9/2020 12:36	2:26	SSA2	4.4681	0.0290	Oversupply
6/9/2020 12:36	2:26	SSA3	6.5583	0.1920	Oversupply
6/9/2020 12:37	2:26	KWPPII	35.2533	17.9173	Oversupply
6/9/2020 12:47	1:58	AWE	7.6827	21.0000	Oversupply
6/9/2020 14:46	0:05	AWE	0.0504	20.1000	Oversupply
6/9/2020 14:56	0:01	AWE	0.0149	20.8000	Oversupply
6/9/2020 15:02	0:01	SSA2	0.0138	0.0340	Oversupply
6/9/2020 15:02	0:01	SSA3	0.0301	0.0030	Oversupply
6/9/2020 15:03	0:01	SSA3	0.0301	0.4560	Oversupply
6/9/2020 15:03	0:01	SSA2	0.0138	0.8490	Oversupply
6/9/2020 15:04	0:01	SSA3	0.0308	1.4700	Oversupply
6/9/2020 15:04	1:20	SSA2	2.5443	1.0040	Oversupply
6/9/2020 15:04	1:20	SSA3	1.9375	1.1330	Oversupply
6/9/2020 15:05	1:20	BS250	Data is not available	Data is not available	Oversupply
6/9/2020 15:05	1:16	KWPPII	9.7467	19.1228	Oversupply
6/9/2020 16:22	0:03	KWPPII	0.0260	19.0130	Oversupply
6/9/2020 16:23	0:01	SSA2	0.0302	-0.0010	Oversupply
6/9/2020 16:24	0:01	SSA3	0.0116	-0.0010	Oversupply
6/9/2020 16:24	0:01	SSA2	0.0302	0.0250	Oversupply
6/9/2020 16:25	0:01	SSA3	0.0118	0.3120	Oversupply
6/9/2020 16:25	0:22	SSA2	0.7403	0.0760	Oversupply
6/9/2020 16:25	0:21	SSA3	0.2256	0.0450	Oversupply
6/9/2020 16:26	0:17	BS250	Data is not available	Data is not available	Oversupply
6/9/2020 16:27	0:09	KWPPII	0.2098	19.0310	Oversupply
6/9/2020 16:37	0:10	KWPPII	0.1489	19.1148	Oversupply
6/9/2020 16:44	0:04	BS250	Data is not available	Data is not available	Oversupply
6/9/2020 16:46	0:01	SSA3	0.0071	0.0180	Oversupply
6/9/2020 16:47	0:01	SSA2	0.0228	0.2090	Oversupply
6/9/2020 16:47	0:01	SSA3	0.0074	0.1120	Oversupply
6/9/2020 16:47	0:01	SSA2	0.0228	0.9710	Oversupply
6/9/2020 16:48	0:01	SSA3	0.0072	0.2260	Oversupply
6/9/2020 16:48	0:01	SSA2	0.0228	1.1890	Oversupply
6/9/2020 16:49	0:01	SSA3	0.0074	0.2960	Oversupply
6/9/2020 16:49	0:01	SSA2	0.0228	0.9500	Oversupply
6/9/2020 16:49	0:01	SSA3	0.0072	0.1240	Oversupply
6/9/2020 16:50	0:01	SSA2	0.0224	0.1590	Oversupply
6/9/2020 16:50	0:01	SSA3	0.0074	0.0060	Oversupply
6/9/2020 16:51	0:03	SSA2	0.0685	0.0210	Oversupply
6/9/2020 16:51	0:03	SSA3	0.0288	0.1410	Oversupply
6/9/2020 16:52	0:02	BS250	Data is not available	Data is not available	Oversupply
6/9/2020 16:52	0:01	KWPPII	0.0069	18.6598	Oversupply
6/9/2020 16:54	0:01	SSA2	0.0228	0.0030	Oversupply
6/9/2020 16:54	0:01	KWPPII	0.0166	18.9851	Oversupply
6/9/2020 16:54	0:01	SSA3	0.0072	0.0680	Oversupply
6/9/2020 16:54	0:01	SSA2	0.0228	0.1090	Oversupply
6/9/2020 16:55	0:01	SSA3	0.0076	0.1300	Oversupply
6/9/2020 16:55	0:01	SSA2	0.0220	0.1180	Oversupply
6/9/2020 16:56	0:01	SSA3	0.0072	0.1220	Oversupply
6/9/2020 16:56	0:09	SSA2	0.1638	0.1430	Oversupply
6/9/2020 16:56	0:01	SSA3	0.0071	0.0120	Oversupply
6/9/2020 16:57	0:07	BS250	Data is not available	Data is not available	Oversupply
6/9/2020 16:57	0:07	SSA3	0.0602	0.0010	Oversupply
6/9/2020 16:58	0:06	KWPPII	0.0936	19.1887	Oversupply
6/9/2020 17:04	0:01	SSA3	0.0073	-0.0030	Oversupply
6/9/2020 17:05	0:01	SSA2	0.0107	0.0870	Oversupply
6/9/2020 17:05	0:01	SSA3	0.0073	0.1310	Oversupply
6/9/2020 17:06	0:01	SSA2	0.0107	0.1170	Oversupply
6/9/2020 17:06	0:01	SSA3	0.0073	0.3310	Oversupply
6/9/2020 17:06	0:01	SSA3	0.0073	0.0440	Oversupply
6/9/2020 17:06	0:01	SSA2	0.0109	0.0310	Oversupply
6/9/2020 17:07	0:01	BS250	Data is not available	Data is not available	Oversupply
6/9/2020 17:07	0:01	SSA3	0.0073	0.0070	Oversupply
6/9/2020 22:14	1:14	KWPPII	7.6993	19.0091	Oversupply
6/9/2020 23:29	0:01	KWPPII	0.0133	18.1877	Oversupply
6/10/2020 0:02	0:01	KWPPII	0.0023	19.1228	Oversupply
6/10/2020 0:05	3:26	KWPPII	46.0277	19.2057	Oversupply
6/10/2020 2:44	0:01	AWE	0.0027	20.9000	Oversupply
6/10/2020 2:46	0:01	AWE	0.0019	21.0000	Oversupply
6/10/2020 2:49	0:01	AWE	0.0037	21.0000	Oversupply



Maui Curtailment Report

June 2020

Start Date and Time	Duration (minutes)	IPP Curtailed	Estimated Curtailed MWH	Peak MW Curtailed	Reasons for Curtailment
6/10/2020 2:53	0:01	AWE	0.0037	21.0000	Oversupply
6/10/2020 3:19	0:01	AWE	0.0061	21.0000	Oversupply
6/10/2020 3:22	0:02	AWE	0.0116	21.0000	Oversupply
6/10/2020 3:33	11:26	KWP	182.7434	19.2106	Oversupply
6/10/2020 3:36	0:01	AWE	0.0037	21.0000	Oversupply
6/10/2020 3:38	0:10	AWE	0.1085	21.0000	Oversupply
6/10/2020 3:52	0:05	AWE	0.0235	21.0000	Oversupply
6/10/2020 4:22	0:01	AWE	0.0112	21.0000	Oversupply
6/10/2020 5:44	9:16	BS250	Data is not available	Data is not available	Oversupply
6/10/2020 5:56	9:03	SSA3	17.9456	0.0010	Oversupply
6/10/2020 5:58	9:01	SSA2	14.7238	0.0010	Oversupply
6/10/2020 6:39	10:16	17-2	3.9650	0.7500	Oversupply
6/10/2020 8:38	0:05	AWE	0.0707	21.0000	Oversupply
6/10/2020 8:45	6:04	AWE	72.7697	21.0000	Oversupply
6/10/2020 11:47	0:01	SAG	Data is not available	Data is not available	Oversupply
6/10/2020 11:47	0:01	5A	Data is not available	Data is not available	Oversupply
6/10/2020 14:52	0:03	AWE	0.0634	21.0000	Oversupply
6/10/2020 14:59	0:01	SSA3	0.0281	0.1500	Oversupply
6/10/2020 14:59	0:01	SSA2	0.0357	0.2580	Oversupply
6/10/2020 14:59	0:01	SSA3	0.0263	0.6510	Oversupply
6/10/2020 15:00	0:01	SSA2	0.0398	0.9740	Oversupply
6/10/2020 15:00	1:48	SSA3	3.0536	1.0040	Oversupply
6/10/2020 15:00	1:48	SSA2	4.2694	1.1560	Oversupply
6/10/2020 15:01	1:48	BS250	Data is not available	Data is not available	Oversupply
6/10/2020 15:01	1:48	KWP	14.2977	19.2106	Oversupply
6/10/2020 16:48	0:01	SSA3	0.0064	-0.0010	Oversupply
6/10/2020 16:49	0:01	SSA2	0.0112	0.0990	Oversupply
6/10/2020 16:49	0:01	SSA3	0.0066	0.3670	Oversupply
6/10/2020 16:49	0:01	SSA2	0.0112	0.6230	Oversupply
6/10/2020 16:50	0:01	SSA3	0.0064	0.4920	Oversupply
6/10/2020 16:50	0:01	SSA2	0.0112	1.0320	Oversupply
6/10/2020 16:50	0:01	SSA3	0.0067	0.7360	Oversupply
6/10/2020 16:51	0:01	SSA2	0.0112	1.3840	Oversupply
6/10/2020 16:52	0:01	SSA2	0.0112	1.5220	Oversupply
6/10/2020 17:01	0:01	SSA2	-0.0002	1.7350	Oversupply
6/10/2020 23:20	0:09	KWP	0.1438	17.7137	Oversupply
6/11/2020 0:03	16:47	KWP	218.3504	19.2106	Oversupply
6/11/2020 5:44	11:07	BS250	Data is not available	Data is not available	Oversupply
6/11/2020 5:56	10:55	SSA3	20.5269	-0.0020	Oversupply
6/11/2020 5:58	10:52	SSA2	21.7883	0.0000	Oversupply
6/11/2020 6:03	11:15	17-2	5.5778	0.7500	Oversupply
6/11/2020 7:57	0:02	AWE	0.0202	21.0000	Oversupply
6/11/2020 8:01	0:06	AWE	0.0517	21.0000	Oversupply
6/11/2020 8:13	0:12	AWE	0.3587	21.0000	Oversupply
6/11/2020 8:28	7:17	AWE	123.9775	21.0000	Oversupply
6/11/2020 9:35	0:01	SAG	Data is not available	Data is not available	Oversupply
6/11/2020 9:35	0:01	5A	Data is not available	Data is not available	Oversupply
6/11/2020 9:40	0:04	SAG	Data is not available	Data is not available	Oversupply
6/11/2020 9:40	0:04	5A	Data is not available	Data is not available	Oversupply
6/11/2020 9:43	0:01	KWP	0.0009	27.0330	Oversupply
6/11/2020 9:45	0:03	SAG	Data is not available	Data is not available	Oversupply
6/11/2020 9:45	0:03	5A	Data is not available	Data is not available	Oversupply
6/11/2020 9:49	0:01	SAG	Data is not available	Data is not available	Oversupply
6/11/2020 9:49	0:01	5A	Data is not available	Data is not available	Oversupply
6/11/2020 9:51	0:18	SAG	Data is not available	Data is not available	Oversupply
6/11/2020 9:51	0:18	5A	Data is not available	Data is not available	Oversupply
6/11/2020 9:53	0:01	KWP	0.0009	25.5560	Oversupply
6/11/2020 9:57	0:01	KWP	0.0009	24.8176	Oversupply
6/11/2020 10:02	0:04	KWP	0.0058	24.3429	Oversupply
6/11/2020 10:10	0:02	SAG	Data is not available	Data is not available	Oversupply
6/11/2020 10:10	0:02	5A	Data is not available	Data is not available	Oversupply
6/11/2020 10:13	0:02	SAG	Data is not available	Data is not available	Oversupply
6/11/2020 10:13	0:02	5A	Data is not available	Data is not available	Oversupply
6/11/2020 10:17	0:05	SAG	Data is not available	Data is not available	Oversupply
6/11/2020 10:17	0:05	5A	Data is not available	Data is not available	Oversupply
6/11/2020 10:20	0:01	KWP	0.0009	26.3473	Oversupply
6/11/2020 10:26	0:02	SAG	Data is not available	Data is not available	Oversupply
6/11/2020 10:26	0:02	5A	Data is not available	Data is not available	Oversupply
6/11/2020 10:27	0:01	KWP	0.0035	27.2440	Oversupply
6/11/2020 10:29	0:04	SAG	Data is not available	Data is not available	Oversupply
6/11/2020 10:29	0:04	5A	Data is not available	Data is not available	Oversupply
6/11/2020 10:34	0:02	SAG	Data is not available	Data is not available	Oversupply
6/11/2020 10:34	0:02	5A	Data is not available	Data is not available	Oversupply
6/11/2020 10:37	0:05	SAG	Data is not available	Data is not available	Oversupply
6/11/2020 10:37	0:05	5A	Data is not available	Data is not available	Oversupply



Maui Curtailment Report

June 2020

Start Date and Time	Duration (minutes)	IPP Curtailed	Estimated Curtailed MWH	Peak MW Curtailed	Reasons for Curtailment
6/11/2020 10:40	0:01	KWP	0.0018	25.7143	Oversupply
6/11/2020 10:43	0:01	SAG	Data is not available	Data is not available	Oversupply
6/11/2020 10:43	0:01	5A	Data is not available	Data is not available	Oversupply
6/11/2020 10:49	0:01	SAG	Data is not available	Data is not available	Oversupply
6/11/2020 10:49	0:01	5A	Data is not available	Data is not available	Oversupply
6/11/2020 11:18	0:10	SAG	Data is not available	Data is not available	Oversupply
6/11/2020 11:18	0:01	KWP	0.0005	25.5560	Oversupply
6/11/2020 11:18	0:10	5A	Data is not available	Data is not available	Oversupply
6/11/2020 11:21	0:01	KWP	0.0026	23.5516	Oversupply
6/11/2020 11:26	0:01	KWP	0.0018	18.8571	Oversupply
6/11/2020 11:30	0:07	SAG	Data is not available	Data is not available	Oversupply
6/11/2020 11:30	0:07	5A	Data is not available	Data is not available	Oversupply
6/11/2020 11:37	0:03	KWP	0.0022	16.5363	Oversupply
6/11/2020 11:38	0:01	SAG	Data is not available	Data is not available	Oversupply
6/11/2020 11:38	0:01	5A	Data is not available	Data is not available	Oversupply
6/11/2020 11:40	0:03	SAG	Data is not available	Data is not available	Oversupply
6/11/2020 11:40	0:03	5A	Data is not available	Data is not available	Oversupply
6/11/2020 11:44	0:01	SAG	Data is not available	Data is not available	Oversupply
6/11/2020 11:44	0:01	5A	Data is not available	Data is not available	Oversupply
6/11/2020 11:49	0:01	SAG	Data is not available	Data is not available	Oversupply
6/11/2020 11:49	0:01	5A	Data is not available	Data is not available	Oversupply
6/11/2020 11:51	0:11	SAG	Data is not available	Data is not available	Oversupply
6/11/2020 11:51	0:11	5A	Data is not available	Data is not available	Oversupply
6/11/2020 11:54	0:01	KWP	0.0009	18.6462	Oversupply
6/11/2020 11:56	0:01	KWP	0.0018	16.6418	Oversupply
6/11/2020 11:58	0:01	KWP	0.0009	15.9560	Oversupply
6/11/2020 12:14	0:11	SAG	Data is not available	Data is not available	Oversupply
6/11/2020 12:14	0:11	5A	Data is not available	Data is not available	Oversupply
6/11/2020 12:26	0:03	SAG	Data is not available	Data is not available	Oversupply
6/11/2020 12:26	0:01	KWP	0.0018	16.8527	Oversupply
6/11/2020 12:26	0:03	5A	Data is not available	Data is not available	Oversupply
6/11/2020 12:30	0:02	SAG	Data is not available	Data is not available	Oversupply
6/11/2020 12:30	0:01	KWP	0.0013	16.8527	Oversupply
6/11/2020 12:30	0:02	5A	Data is not available	Data is not available	Oversupply
6/11/2020 12:33	0:03	KWP	0.0065	17.0110	Oversupply
6/11/2020 12:34	0:01	SAG	Data is not available	Data is not available	Oversupply
6/11/2020 12:34	0:01	5A	Data is not available	Data is not available	Oversupply
6/11/2020 12:37	0:01	SAG	Data is not available	Data is not available	Oversupply
6/11/2020 12:37	0:01	5A	Data is not available	Data is not available	Oversupply
6/11/2020 12:41	0:02	SAG	Data is not available	Data is not available	Oversupply
6/11/2020 12:41	0:02	5A	Data is not available	Data is not available	Oversupply
6/11/2020 12:45	0:01	SAG	Data is not available	Data is not available	Oversupply
6/11/2020 12:45	0:01	5A	Data is not available	Data is not available	Oversupply
6/11/2020 12:45	0:01	KWP	0.0009	16.8527	Oversupply
6/11/2020 12:47	0:05	SAG	Data is not available	Data is not available	Oversupply
6/11/2020 12:47	0:05	5A	Data is not available	Data is not available	Oversupply
6/11/2020 12:55	0:07	SAG	Data is not available	Data is not available	Oversupply
6/11/2020 12:55	0:07	5A	Data is not available	Data is not available	Oversupply
6/11/2020 13:03	0:03	SAG	Data is not available	Data is not available	Oversupply
6/11/2020 13:03	0:03	5A	Data is not available	Data is not available	Oversupply
6/11/2020 13:07	0:01	SAG	Data is not available	Data is not available	Oversupply
6/11/2020 13:07	0:01	5A	Data is not available	Data is not available	Oversupply
6/11/2020 13:08	0:01	KWP	0.0009	18.8044	Oversupply
6/11/2020 13:09	0:01	SAG	Data is not available	Data is not available	Oversupply
6/11/2020 13:09	0:01	5A	Data is not available	Data is not available	Oversupply
6/11/2020 13:11	0:04	SAG	Data is not available	Data is not available	Oversupply
6/11/2020 13:11	0:04	5A	Data is not available	Data is not available	Oversupply
6/11/2020 13:16	0:04	SAG	Data is not available	Data is not available	Oversupply
6/11/2020 13:16	0:04	5A	Data is not available	Data is not available	Oversupply
6/11/2020 13:21	0:10	SAG	Data is not available	Data is not available	Oversupply
6/11/2020 13:21	0:01	KWP	0.0018	21.0198	Oversupply
6/11/2020 13:21	0:10	5A	Data is not available	Data is not available	Oversupply
6/11/2020 13:26	0:01	KWP	0.0018	21.2835	Oversupply
6/11/2020 13:31	0:01	KWP	0.0018	21.0725	Oversupply
6/11/2020 13:33	0:01	SAG	Data is not available	Data is not available	Oversupply
6/11/2020 13:33	0:01	5A	Data is not available	Data is not available	Oversupply
6/11/2020 13:35	0:08	SAG	Data is not available	Data is not available	Oversupply
6/11/2020 13:35	0:08	5A	Data is not available	Data is not available	Oversupply
6/11/2020 13:40	0:01	KWP	0.0009	21.9692	Oversupply
6/11/2020 13:45	0:07	SAG	Data is not available	Data is not available	Oversupply
6/11/2020 13:45	0:01	KWP	0.0009	22.6022	Oversupply
6/11/2020 13:45	0:07	5A	Data is not available	Data is not available	Oversupply
6/11/2020 13:55	0:01	SAG	Data is not available	Data is not available	Oversupply
6/11/2020 13:55	0:01	5A	Data is not available	Data is not available	Oversupply
6/11/2020 13:55	0:01	KWP	0.0044	26.1890	Oversupply



Maui Curtailment Report

June 2020

Start Date and Time	Duration (minutes)	IPP Curtailed	Estimated Curtailed MWH	Peak MW Curtailed	Reasons for Curtailment
6/11/2020 13:57	0:07	SAG	Data is not available	Data is not available	Oversupply
6/11/2020 13:57	0:07	5A	Data is not available	Data is not available	Oversupply
6/11/2020 14:05	0:01	SAG	Data is not available	Data is not available	Oversupply
6/11/2020 14:05	0:01	5A	Data is not available	Data is not available	Oversupply
6/11/2020 16:50	0:01	SSA2	0.0220	0.0010	Oversupply
6/11/2020 16:51	0:01	KWP/II	0.0011	19.2106	Oversupply
6/11/2020 16:51	0:01	SSA3	0.0138	-0.0030	Oversupply
6/11/2020 16:51	0:01	SSA2	0.0220	0.1080	Oversupply
6/11/2020 16:52	0:01	SSA3	0.0138	-0.0030	Oversupply
6/11/2020 16:52	0:01	SSA2	0.0211	0.3050	Oversupply
6/11/2020 16:52	0:01	SSA3	0.0135	-0.0030	Oversupply
6/11/2020 16:53	0:02	SSA2	0.0439	0.3930	Oversupply
6/11/2020 16:53	0:01	SSA3	0.0138	-0.0030	Oversupply
6/11/2020 16:54	0:01	SSA3	0.0135	-0.0030	Oversupply
6/11/2020 16:54	0:01	SSA2	0.0215	0.5990	Oversupply
6/11/2020 16:55	0:01	SSA3	0.0138	0.0620	Oversupply
6/11/2020 16:55	0:01	SSA2	0.0220	0.6410	Oversupply
6/11/2020 16:55	0:01	SSA3	0.0144	0.3070	Oversupply
6/11/2020 16:56	0:01	SSA2	0.0220	0.8870	Oversupply
6/11/2020 16:56	0:01	SSA3	0.0138	0.6810	Oversupply
6/11/2020 16:57	0:01	SSA2	0.0211	0.6850	Oversupply
6/11/2020 16:57	0:01	SSA3	0.0138	0.4560	Oversupply
6/11/2020 16:58	0:02	BS250	Data is not available	Data is not available	Oversupply
6/11/2020 16:58	0:04	SSA3	0.0596	0.0200	Oversupply
6/11/2020 16:58	0:04	SSA2	0.0809	0.0180	Oversupply
6/11/2020 17:00	0:01	KWP/II	0.0096	19.2106	Oversupply
6/11/2020 17:01	0:01	SSA2	0.0178	-0.0030	Oversupply
6/11/2020 17:02	0:01	SSA3	0.0094	-0.0030	Oversupply
6/11/2020 17:02	0:01	SSA2	0.0181	-0.0030	Oversupply
6/11/2020 17:02	0:01	SSA3	0.0096	-0.0030	Oversupply
6/11/2020 17:03	0:01	SSA2	0.0181	-0.0030	Oversupply
6/11/2020 17:03	0:01	SSA3	0.0094	-0.0030	Oversupply
6/11/2020 17:04	0:01	SSA2	0.0178	0.0420	Oversupply
6/11/2020 17:04	0:01	SSA3	0.0096	0.1620	Oversupply
6/11/2020 17:05	0:01	SSA2	0.0181	0.1190	Oversupply
6/11/2020 17:05	0:01	SSA3	0.0094	0.4140	Oversupply
6/11/2020 17:06	0:01	SSA3	0.0092	0.4910	Oversupply
6/11/2020 17:06	0:01	SSA2	0.0181	0.7130	Oversupply
6/11/2020 17:06	0:01	SSA3	0.0094	0.3830	Oversupply
6/11/2020 17:06	0:01	SSA2	0.0181	0.6950	Oversupply
6/11/2020 17:07	0:01	SSA3	0.0094	0.6060	Oversupply
6/11/2020 17:07	0:01	SSA2	0.0174	1.1780	Oversupply
6/11/2020 17:08	0:01	SSA3	0.0092	0.2810	Oversupply
6/11/2020 17:08	0:01	SSA2	0.0181	0.3060	Oversupply
6/11/2020 17:09	0:01	SSA3	0.0092	0.5460	Oversupply
6/11/2020 17:09	0:01	SSA2	0.0181	1.0250	Oversupply
6/11/2020 17:09	0:01	SSA3	0.0096	0.5000	Oversupply
6/11/2020 17:10	0:01	SSA2	0.0178	0.0540	Oversupply
6/11/2020 17:10	0:01	SSA3	0.0094	0.1560	Oversupply
6/11/2020 17:11	0:01	SSA2	0.0181	0.2260	Oversupply
6/11/2020 17:11	0:01	SSA3	0.0094	0.0910	Oversupply
6/11/2020 17:12	0:01	SSA2	0.0181	0.0330	Oversupply
6/11/2020 17:12	0:01	SSA3	0.0096	0.0190	Oversupply
6/11/2020 17:12	0:01	SSA3	0.0094	0.1980	Oversupply
6/11/2020 17:12	0:01	SSA2	0.0181	0.1200	Oversupply
6/11/2020 17:13	0:01	SSA3	0.0096	0.1930	Oversupply
6/11/2020 17:13	0:01	SSA2	0.0181	0.5670	Oversupply
6/11/2020 17:14	0:01	SSA3	0.0080	0.4310	Oversupply
6/11/2020 17:14	0:01	SSA2	0.0089	0.8220	Oversupply
6/11/2020 17:15	0:01	SSA3	0.0021	0.7310	Oversupply
6/11/2020 17:15	0:01	SSA2	0.0014	0.7710	Oversupply
6/11/2020 17:16	0:01	SSA3	0.0020	0.7170	Oversupply
6/11/2020 17:16	0:01	SSA2	0.0014	1.0290	Oversupply
6/11/2020 23:43	10:31	KWP/II	103.5444	19.2106	Oversupply
6/12/2020 5:44	9:45	BS250	Data is not available	Data is not available	Oversupply
6/12/2020 5:56	9:33	SSA3	18.8910	-0.0010	Oversupply
6/12/2020 5:58	9:30	SSA2	16.4895	-0.0030	Oversupply
6/12/2020 6:23	10:34	17-2	4.9925	0.7500	Oversupply
6/12/2020 8:30	0:02	AWE	0.0045	21.0000	Oversupply
6/12/2020 8:34	6:42	AWE	83.2084	21.0000	Oversupply
6/12/2020 10:15	5:15	KWP/II	96.6821	19.2106	Oversupply
6/12/2020 11:21	0:02	SAG	Data is not available	Data is not available	Oversupply
6/12/2020 11:21	0:02	5A	Data is not available	Data is not available	Oversupply
6/12/2020 11:22	0:01	KWP	0.0053	27.5604	Oversupply
6/12/2020 11:26	0:01	KWP	0.0026	27.6659	Oversupply



Maui Curtailment Report

June 2020

Start Date and Time	Duration (minutes)	IPP Curtailed	Estimated Curtailed MWH	Peak MW Curtailed	Reasons for Curtailment
6/12/2020 11:28	0:01	SAG	Data is not available	Data is not available	Oversupply
6/12/2020 11:28	0:01	5A	Data is not available	Data is not available	Oversupply
6/12/2020 11:30	0:03	SAG	Data is not available	Data is not available	Oversupply
6/12/2020 11:30	0:03	5A	Data is not available	Data is not available	Oversupply
6/12/2020 11:31	0:01	KWP	0.0018	26.5055	Oversupply
6/12/2020 11:34	0:02	SAG	Data is not available	Data is not available	Oversupply
6/12/2020 11:34	0:02	5A	Data is not available	Data is not available	Oversupply
6/12/2020 11:37	0:01	SAG	Data is not available	Data is not available	Oversupply
6/12/2020 11:37	0:01	5A	Data is not available	Data is not available	Oversupply
6/12/2020 11:40	0:04	SAG	Data is not available	Data is not available	Oversupply
6/12/2020 11:40	0:04	5A	Data is not available	Data is not available	Oversupply
6/12/2020 11:45	0:02	SAG	Data is not available	Data is not available	Oversupply
6/12/2020 11:45	0:02	5A	Data is not available	Data is not available	Oversupply
6/12/2020 11:49	0:07	SAG	Data is not available	Data is not available	Oversupply
6/12/2020 11:49	0:07	5A	Data is not available	Data is not available	Oversupply
6/12/2020 11:50	0:01	KWP	0.0035	26.9275	Oversupply
6/12/2020 12:09	0:02	SAG	Data is not available	Data is not available	Oversupply
6/12/2020 12:09	0:02	5A	Data is not available	Data is not available	Oversupply
6/12/2020 12:12	0:02	SAG	Data is not available	Data is not available	Oversupply
6/12/2020 12:12	0:01	KWP	0.0018	28.6681	Oversupply
6/12/2020 12:12	0:02	5A	Data is not available	Data is not available	Oversupply
6/12/2020 12:14	0:01	KWP	0.0009	27.4549	Oversupply
6/12/2020 12:19	0:02	SAG	Data is not available	Data is not available	Oversupply
6/12/2020 12:19	0:02	5A	Data is not available	Data is not available	Oversupply
6/12/2020 15:20	0:04	AWE	0.0449	21.0000	Oversupply
6/12/2020 15:29	0:01	SSA3	0.0301	-0.0010	Oversupply
6/12/2020 15:29	0:01	SSA2	0.0405	-0.0030	Oversupply
6/12/2020 15:29	0:01	SSA3	0.0306	0.0820	Oversupply
6/12/2020 15:30	1:08	BS250	Data is not available	Data is not available	Oversupply
6/12/2020 15:30	0:01	SSA2	0.0382	-0.0030	Oversupply
6/12/2020 15:30	0:01	SSA3	0.0265	0.0530	Oversupply
6/12/2020 15:30	1:07	SSA2	2.5740	-0.0030	Oversupply
6/12/2020 15:31	1:05	SSA3	1.8323	0.0100	Oversupply
6/12/2020 15:32	1:05	KWP11	8.6329	19.2106	Oversupply
6/12/2020 16:36	0:01	SSA3	0.0105	0.0000	Oversupply
6/12/2020 16:37	0:03	SSA3	0.0421	-0.0010	Oversupply
6/12/2020 16:37	0:01	SSA2	0.0268	0.0030	Oversupply
6/12/2020 16:38	0:02	SSA2	0.0536	0.0070	Oversupply
6/12/2020 16:39	0:03	BS250	Data is not available	Data is not available	Oversupply
6/12/2020 16:39	0:02	KWP11	0.0023	19.2106	Oversupply
6/12/2020 16:40	0:01	SSA2	0.0268	0.0000	Oversupply
6/12/2020 16:40	0:01	SSA3	0.0107	0.0100	Oversupply
6/12/2020 16:40	0:01	SSA2	0.0268	0.0320	Oversupply
6/12/2020 16:41	0:01	SSA3	0.0105	0.0560	Oversupply
6/12/2020 16:41	0:01	SSA2	0.0268	0.1140	Oversupply
6/12/2020 16:41	0:01	SSA3	0.0107	0.1380	Oversupply
6/12/2020 16:42	0:01	SSA2	0.0268	0.4910	Oversupply
6/12/2020 16:42	0:01	SSA3	0.0105	0.2400	Oversupply
6/12/2020 16:43	0:01	SSA3	0.0114	0.2080	Oversupply
6/12/2020 16:43	0:01	SSA2	0.0268	0.6270	Oversupply
6/12/2020 16:44	0:01	SSA3	0.0097	0.1690	Oversupply
6/12/2020 16:44	0:01	SSA2	0.0224	0.7010	Oversupply
6/12/2020 16:45	0:01	SSA3	0.0068	0.3250	Oversupply
6/12/2020 16:45	0:01	SSA2	0.0108	0.1770	Oversupply
6/12/2020 16:45	0:01	SSA3	0.0069	0.4870	Oversupply
6/12/2020 16:46	0:01	SSA2	0.0106	1.2350	Oversupply
6/12/2020 16:46	0:01	SSA3	0.0066	0.9070	Oversupply
6/12/2020 16:47	0:01	SSA2	0.0108	0.9810	Oversupply
6/12/2020 16:47	0:01	SSA3	0.0069	0.3790	Oversupply
6/12/2020 16:47	0:01	SSA2	0.0108	0.4100	Oversupply
6/12/2020 16:48	0:01	SSA3	0.0068	0.7400	Oversupply
6/12/2020 16:48	0:01	SSA2	0.0110	1.0740	Oversupply
6/12/2020 16:48	0:01	SSA3	0.0068	0.7130	Oversupply
6/12/2020 16:49	0:01	SSA2	0.0106	0.8560	Oversupply
6/12/2020 16:49	0:01	SSA3	0.0068	0.2360	Oversupply
6/12/2020 16:50	0:01	SSA2	0.0108	0.7150	Oversupply
6/12/2020 16:50	0:01	SSA3	0.0069	0.5180	Oversupply
6/12/2020 16:51	0:01	SSA3	0.0068	0.5180	Oversupply
6/12/2020 16:51	0:01	SSA2	0.0108	0.6560	Oversupply
6/12/2020 16:52	0:01	SSA3	0.0068	0.5260	Oversupply
6/12/2020 16:52	0:01	SSA2	0.0108	0.7490	Oversupply
6/12/2020 16:52	0:01	SSA3	0.0069	0.5600	Oversupply
6/12/2020 16:53	0:01	SSA2	0.0106	0.9000	Oversupply
6/12/2020 16:53	0:01	SSA3	0.0068	0.6750	Oversupply
6/12/2020 16:53	0:01	SSA2	0.0108	0.8300	Oversupply



Maui Curtailment Report

June 2020

Start Date and Time	Duration (minutes)	IPP Curtailed	Estimated Curtailed MWH	Peak MW Curtailed	Reasons for Curtailment
6/12/2020 16:54	0:01	SSA3	0.0071	0.9660	Oversupply
6/12/2020 16:54	0:01	SSA2	0.0108	0.6780	Oversupply
6/12/2020 16:58	0:15	17-2	0.0707	0.3540	Oversupply
6/12/2020 16:59	0:01	SSA3	0.0068	0.7430	Oversupply
6/12/2020 16:59	0:01	SSA2	0.0108	1.6490	Oversupply
6/12/2020 16:59	0:01	SSA3	0.0066	0.7380	Oversupply
6/12/2020 17:00	0:01	SSA2	0.0090	0.1500	Oversupply
6/12/2020 17:00	0:01	SSA3	0.0044	0.6530	Oversupply
6/12/2020 17:00	0:01	SSA2	0.0090	1.3160	Oversupply
6/12/2020 17:01	0:01	SSA3	0.0045	0.9120	Oversupply
6/12/2020 17:01	0:01	SSA2	0.0090	0.7910	Oversupply
6/12/2020 17:02	0:01	SSA3	0.0044	0.4710	Oversupply
6/12/2020 17:02	0:01	SSA2	0.0090	0.9070	Oversupply
6/12/2020 17:02	0:01	SSA3	0.0045	0.5150	Oversupply
6/12/2020 17:03	0:01	SSA2	0.0090	0.1270	Oversupply
6/12/2020 17:03	0:01	SSA3	0.0044	0.5430	Oversupply
6/12/2020 17:04	0:01	SSA2	0.0088	0.7510	Oversupply
6/12/2020 17:04	0:01	SSA3	0.0044	0.4560	Oversupply
6/12/2020 17:05	0:01	SSA2	0.0090	0.8000	Oversupply
6/12/2020 17:05	0:01	SSA3	0.0044	0.2620	Oversupply
6/12/2020 17:05	0:01	SSA3	0.0045	0.4770	Oversupply
6/12/2020 17:06	0:01	SSA2	0.0090	0.5060	Oversupply
6/12/2020 17:06	0:01	SSA3	0.0044	0.9410	Oversupply
6/12/2020 17:06	0:01	SSA2	0.0090	1.3610	Oversupply
6/12/2020 17:07	0:01	SSA3	0.0044	0.7670	Oversupply
6/12/2020 17:07	0:01	SSA2	0.0090	1.1100	Oversupply
6/12/2020 17:08	0:01	SSA3	0.0044	0.9680	Oversupply
6/12/2020 17:08	0:01	SSA2	0.0090	0.9990	Oversupply
6/12/2020 17:09	0:01	SSA3	0.0045	0.0780	Oversupply
6/12/2020 17:09	0:01	SSA2	0.0090	0.8030	Oversupply
6/12/2020 17:09	0:01	SSA3	0.0044	0.7570	Oversupply
6/12/2020 17:10	0:01	SSA2	0.0090	1.0370	Oversupply
6/12/2020 17:10	0:01	SSA3	0.0044	0.6350	Oversupply
6/12/2020 17:11	0:01	SSA2	0.0090	0.7510	Oversupply
6/12/2020 17:11	0:01	SSA3	0.0044	0.4870	Oversupply
6/12/2020 17:12	0:01	SSA2	0.0090	1.4350	Oversupply
6/12/2020 17:12	0:01	SSA3	0.0045	0.9190	Oversupply
6/12/2020 17:18	0:37	17-2	0.0396	0.1670	Oversupply
6/12/2020 17:19	0:01	SSA2	-0.0001	1.4010	Oversupply
6/12/2020 17:21	0:01	SSA2	-0.0001	1.3710	Oversupply
6/12/2020 23:02	0:40	KWP	1.5856	19.2106	Oversupply
6/12/2020 23:50	14:50	KWP	215.6771	19.2106	Oversupply
6/13/2020 5:44	8:56	BS250	Data is not available	Data is not available	Oversupply
6/13/2020 5:56	8:43	SSA3	15.4039	0.0240	Oversupply
6/13/2020 5:58	8:41	SSA2	14.1601	-0.0020	Oversupply
6/13/2020 6:04	10:30	17-2	3.5256	0.7500	Oversupply
6/13/2020 7:37	0:03	AWE	0.0476	21.0000	Oversupply
6/13/2020 7:48	0:11	AWE	0.3173	21.0000	Oversupply
6/13/2020 8:00	6:17	AWE	100.8102	21.0000	Oversupply
6/13/2020 9:34	0:01	SAG	Data is not available	Data is not available	Oversupply
6/13/2020 9:34	0:01	5A	Data is not available	Data is not available	Oversupply
6/13/2020 9:40	0:01	SAG	Data is not available	Data is not available	Oversupply
6/13/2020 9:40	0:01	5A	Data is not available	Data is not available	Oversupply
6/13/2020 9:40	0:01	KWP	0.0018	28.2989	Oversupply
6/13/2020 9:44	0:02	SAG	Data is not available	Data is not available	Oversupply
6/13/2020 9:44	0:02	5A	Data is not available	Data is not available	Oversupply
6/13/2020 9:49	0:01	KWP	0.0009	26.6110	Oversupply
6/13/2020 9:50	0:01	SAG	Data is not available	Data is not available	Oversupply
6/13/2020 9:50	0:01	5A	Data is not available	Data is not available	Oversupply
6/13/2020 9:52	0:08	SAG	Data is not available	Data is not available	Oversupply
6/13/2020 9:52	0:08	5A	Data is not available	Data is not available	Oversupply
6/13/2020 9:53	0:01	KWP	0.0018	28.4044	Oversupply
6/13/2020 10:01	0:01	SAG	Data is not available	Data is not available	Oversupply
6/13/2020 10:01	0:01	5A	Data is not available	Data is not available	Oversupply
6/13/2020 10:04	0:02	SAG	Data is not available	Data is not available	Oversupply
6/13/2020 10:04	0:02	5A	Data is not available	Data is not available	Oversupply
6/13/2020 10:05	0:02	KWP	0.0050	24.9231	Oversupply
6/13/2020 10:08	0:01	KWP	0.0012	24.3429	Oversupply
6/13/2020 10:09	0:05	SAG	Data is not available	Data is not available	Oversupply
6/13/2020 10:09	0:05	5A	Data is not available	Data is not available	Oversupply
6/13/2020 10:16	0:08	SAG	Data is not available	Data is not available	Oversupply
6/13/2020 10:16	0:08	5A	Data is not available	Data is not available	Oversupply
6/13/2020 10:17	0:01	KWP	0.0004	22.0747	Oversupply
6/13/2020 10:24	0:01	KWP	0.0009	20.3868	Oversupply
6/13/2020 10:25	0:07	SAG	Data is not available	Data is not available	Oversupply



Maui Curtailment Report

June 2020

Start Date and Time	Duration (minutes)	IPP Curtailed	Estimated Curtailed MWH	Peak MW Curtailed	Reasons for Curtailment
6/13/2020 10:25	0:07	5A	Data is not available	Data is not available	Oversupply
6/13/2020 10:33	0:01	KWP	0.0009	19.3319	Oversupply
6/13/2020 10:35	0:03	SAG	Data is not available	Data is not available	Oversupply
6/13/2020 10:35	0:01	KWP	0.0009	21.4418	Oversupply
6/13/2020 10:35	0:03	5A	Data is not available	Data is not available	Oversupply
6/13/2020 10:43	0:13	SAG	Data is not available	Data is not available	Oversupply
6/13/2020 10:43	0:13	5A	Data is not available	Data is not available	Oversupply
6/13/2020 10:48	0:01	KWP	0.0009	20.0176	Oversupply
6/13/2020 10:57	0:11	SAG	Data is not available	Data is not available	Oversupply
6/13/2020 10:57	0:11	5A	Data is not available	Data is not available	Oversupply
6/13/2020 11:14	0:05	SAG	Data is not available	Data is not available	Oversupply
6/13/2020 11:14	0:05	5A	Data is not available	Data is not available	Oversupply
6/13/2020 11:16	0:02	KWP	0.0018	18.3297	Oversupply
6/13/2020 11:21	0:03	SAG	Data is not available	Data is not available	Oversupply
6/13/2020 11:21	0:01	KWP	0.0008	18.5934	Oversupply
6/13/2020 11:21	0:03	5A	Data is not available	Data is not available	Oversupply
6/13/2020 11:25	0:01	SAG	Data is not available	Data is not available	Oversupply
6/13/2020 11:25	0:01	5A	Data is not available	Data is not available	Oversupply
6/13/2020 11:25	0:01	KWP	0.0009	19.0681	Oversupply
6/13/2020 11:28	0:03	SAG	Data is not available	Data is not available	Oversupply
6/13/2020 11:28	0:03	5A	Data is not available	Data is not available	Oversupply
6/13/2020 11:29	0:01	KWP	0.0026	20.3868	Oversupply
6/13/2020 11:32	0:01	KWP	0.0062	18.8044	Oversupply
6/13/2020 11:34	0:02	SAG	Data is not available	Data is not available	Oversupply
6/13/2020 11:34	0:02	5A	Data is not available	Data is not available	Oversupply
6/13/2020 11:38	0:01	SAG	Data is not available	Data is not available	Oversupply
6/13/2020 11:38	0:01	5A	Data is not available	Data is not available	Oversupply
6/13/2020 11:41	0:02	SAG	Data is not available	Data is not available	Oversupply
6/13/2020 11:41	0:02	5A	Data is not available	Data is not available	Oversupply
6/13/2020 11:44	0:01	SAG	Data is not available	Data is not available	Oversupply
6/13/2020 11:44	0:01	5A	Data is not available	Data is not available	Oversupply
6/13/2020 11:48	0:01	SAG	Data is not available	Data is not available	Oversupply
6/13/2020 11:48	0:01	5A	Data is not available	Data is not available	Oversupply
6/13/2020 11:50	0:03	SAG	Data is not available	Data is not available	Oversupply
6/13/2020 11:50	0:03	5A	Data is not available	Data is not available	Oversupply
6/13/2020 11:53	0:01	KWP	0.0018	17.5912	Oversupply
6/13/2020 11:57	0:02	SAG	Data is not available	Data is not available	Oversupply
6/13/2020 11:57	0:02	5A	Data is not available	Data is not available	Oversupply
6/13/2020 12:05	0:01	SAG	Data is not available	Data is not available	Oversupply
6/13/2020 12:05	0:01	5A	Data is not available	Data is not available	Oversupply
6/13/2020 12:13	0:01	SAG	Data is not available	Data is not available	Oversupply
6/13/2020 12:13	0:01	5A	Data is not available	Data is not available	Oversupply
6/13/2020 12:20	0:02	SAG	Data is not available	Data is not available	Oversupply
6/13/2020 12:20	0:02	5A	Data is not available	Data is not available	Oversupply
6/13/2020 12:21	0:01	KWP	0.0009	19.9121	Oversupply
6/13/2020 12:24	0:03	SAG	Data is not available	Data is not available	Oversupply
6/13/2020 12:24	0:01	KWP	0.0009	20.4923	Oversupply
6/13/2020 12:24	0:03	5A	Data is not available	Data is not available	Oversupply
6/13/2020 12:29	0:04	SAG	Data is not available	Data is not available	Oversupply
6/13/2020 12:29	0:04	5A	Data is not available	Data is not available	Oversupply
6/13/2020 12:33	0:01	KWP	0.0044	18.4352	Oversupply
6/13/2020 12:36	0:01	SAG	Data is not available	Data is not available	Oversupply
6/13/2020 12:36	0:01	5A	Data is not available	Data is not available	Oversupply
6/13/2020 12:52	0:03	SAG	Data is not available	Data is not available	Oversupply
6/13/2020 12:52	0:03	5A	Data is not available	Data is not available	Oversupply
6/13/2020 12:55	0:01	KWP	0.0009	21.4418	Oversupply
6/13/2020 12:56	0:03	SAG	Data is not available	Data is not available	Oversupply
6/13/2020 12:56	0:03	5A	Data is not available	Data is not available	Oversupply
6/13/2020 13:00	0:02	SAG	Data is not available	Data is not available	Oversupply
6/13/2020 13:00	0:02	5A	Data is not available	Data is not available	Oversupply
6/13/2020 13:03	0:03	SAG	Data is not available	Data is not available	Oversupply
6/13/2020 13:03	0:03	5A	Data is not available	Data is not available	Oversupply
6/13/2020 13:08	0:01	SAG	Data is not available	Data is not available	Oversupply
6/13/2020 13:08	0:01	5A	Data is not available	Data is not available	Oversupply
6/13/2020 13:10	0:02	SAG	Data is not available	Data is not available	Oversupply
6/13/2020 13:10	0:02	5A	Data is not available	Data is not available	Oversupply
6/13/2020 13:11	0:01	KWP	0.0018	22.0747	Oversupply
6/13/2020 13:13	0:01	SAG	Data is not available	Data is not available	Oversupply
6/13/2020 13:13	0:01	5A	Data is not available	Data is not available	Oversupply
6/13/2020 13:16	0:02	SAG	Data is not available	Data is not available	Oversupply
6/13/2020 13:16	0:01	KWP	0.0018	21.0198	Oversupply
6/13/2020 13:16	0:02	5A	Data is not available	Data is not available	Oversupply
6/13/2020 13:23	0:02	SAG	Data is not available	Data is not available	Oversupply
6/13/2020 13:23	0:02	5A	Data is not available	Data is not available	Oversupply
6/13/2020 13:27	0:01	KWP	0.0006	22.0747	Oversupply



Maui Curtailment Report

June 2020

Start Date and Time	Duration (minutes)	IPP Curtailed	Estimated Curtailed MWH	Peak MW Curtailed	Reasons for Curtailment
6/13/2020 14:19	0:01	AWE	0.0280	21.0000	Oversupply
6/13/2020 14:23	0:03	AWE	0.0264	21.0000	Oversupply
6/13/2020 14:34	0:02	AWE	0.0358	21.0000	Oversupply
6/13/2020 14:39	0:01	SSA3	0.0119	0.0070	Oversupply
6/13/2020 14:39	0:01	SSA2	0.0377	0.0000	Oversupply
6/13/2020 14:40	0:01	SSA3	0.0117	0.5010	Oversupply
6/13/2020 14:40	0:01	SSA2	0.0377	0.1920	Oversupply
6/13/2020 14:40	0:01	SSA3	0.0119	0.2370	Oversupply
6/13/2020 14:41	0:01	SSA2	0.0377	0.6480	Oversupply
6/13/2020 14:41	0:15	SSA3	0.3361	0.3520	Oversupply
6/13/2020 14:42	0:14	BS250	Data is not available	Data is not available	Oversupply
6/13/2020 14:42	0:15	KWPPII	1.7367	18.1897	Oversupply
6/13/2020 14:42	0:15	SSA2	0.6172	0.2190	Oversupply
6/13/2020 14:56	0:01	SSA2	0.0359	0.0540	Oversupply
6/13/2020 14:57	0:01	SSA3	0.0182	0.2550	Oversupply
6/13/2020 14:57	0:01	SSA2	0.0359	0.1460	Oversupply
6/13/2020 14:57	0:01	SSA3	0.0186	0.4240	Oversupply
6/13/2020 14:58	0:02	SSA2	0.0703	0.0530	Oversupply
6/13/2020 14:58	0:01	SSA3	0.0182	0.1050	Oversupply
6/13/2020 14:59	0:01	BS250	Data is not available	Data is not available	Oversupply
6/13/2020 14:59	0:01	SSA3	0.0181	0.0000	Oversupply
6/13/2020 15:00	0:01	SSA3	0.0218	0.1620	Oversupply
6/13/2020 15:00	0:01	SSA2	0.0308	0.0640	Oversupply
6/13/2020 15:00	0:01	SSA3	0.0223	0.1000	Oversupply
6/13/2020 15:01	0:01	SSA2	0.0308	0.1330	Oversupply
6/13/2020 15:01	0:02	SSA3	0.0437	0.1170	Oversupply
6/13/2020 15:01	0:02	SSA2	0.0615	-0.0020	Oversupply
6/13/2020 15:02	0:02	BS250	Data is not available	Data is not available	Oversupply
6/13/2020 15:02	0:02	KWPPII	0.0141	16.1958	Oversupply
6/13/2020 15:03	0:01	SSA3	0.0228	0.0060	Oversupply
6/13/2020 15:03	0:01	SSA2	0.0308	0.0100	Oversupply
6/13/2020 15:03	0:01	SSA3	0.0228	0.0970	Oversupply
6/13/2020 15:04	0:01	SSA2	0.0308	0.0730	Oversupply
6/13/2020 15:04	0:01	SSA3	0.0233	0.2590	Oversupply
6/13/2020 15:05	0:01	SSA2	0.0308	0.1440	Oversupply
6/13/2020 15:05	0:01	SSA3	0.0223	0.0330	Oversupply
6/13/2020 15:06	0:01	SSA2	0.0308	0.1370	Oversupply
6/13/2020 15:06	0:01	SSA3	0.0228	0.0820	Oversupply
6/13/2020 15:07	0:01	SSA3	0.0228	0.4660	Oversupply
6/13/2020 15:07	0:01	SSA2	0.0308	0.5180	Oversupply
6/13/2020 15:07	1:11	SSA3	1.9523	0.2960	Oversupply
6/13/2020 15:07	1:10	SSA2	2.2102	0.0660	Oversupply
6/13/2020 15:08	1:10	BS250	Data is not available	Data is not available	Oversupply
6/13/2020 15:09	1:22	KWPPII	5.7750	18.6877	Oversupply
6/13/2020 16:18	0:01	SSA2	0.0160	0.0000	Oversupply
6/13/2020 16:18	0:01	SSA3	0.0199	0.0030	Oversupply
6/13/2020 16:18	0:14	SSA2	0.2560	0.0090	Oversupply
6/13/2020 16:19	0:13	BS250	Data is not available	Data is not available	Oversupply
6/13/2020 16:19	0:13	SSA3	0.3199	-0.0010	Oversupply
6/13/2020 16:32	0:01	SSA3	0.0111	0.0850	Oversupply
6/13/2020 16:35	0:01	SSA2	0.0163	0.8310	Oversupply
6/13/2020 16:35	0:01	SSA3	0.0109	0.4880	Oversupply
6/13/2020 16:36	0:04	BS250	Data is not available	Data is not available	Oversupply
6/13/2020 16:36	0:04	SSA2	0.0809	1.2820	Oversupply
6/13/2020 16:36	0:04	SSA3	0.0562	0.0210	Oversupply
6/13/2020 16:37	0:04	KWPPII	0.1587	18.8334	Oversupply
6/13/2020 16:37	0:08	17-2	0.0266	0.2640	Oversupply
6/13/2020 16:40	0:01	SSA3	0.0111	-0.0020	Oversupply
6/13/2020 16:40	0:01	SSA2	0.0163	-0.0030	Oversupply
6/13/2020 16:41	0:01	SSA3	0.0114	0.1220	Oversupply
6/13/2020 16:41	0:01	SSA2	0.0163	-0.0030	Oversupply
6/13/2020 16:41	0:01	SSA3	0.0109	0.1160	Oversupply
6/13/2020 16:42	0:01	SSA2	0.0163	-0.0030	Oversupply
6/13/2020 16:42	0:01	SSA3	0.0111	0.2060	Oversupply
6/13/2020 16:43	0:01	SSA2	0.0163	0.0170	Oversupply
6/13/2020 16:43	0:01	SSA3	0.0114	0.5610	Oversupply
6/13/2020 22:50	0:18	KWPPII	1.3052	19.2017	Oversupply
6/13/2020 23:11	0:03	KWPPII	0.0096	19.0959	Oversupply
6/13/2020 23:18	2:26	KWPPII	31.0170	19.1128	Oversupply
6/14/2020 0:41	0:59	AWE	2.2063	21.0000	Oversupply
6/14/2020 1:46	2:57	KWPPII	28.3267	19.0689	Oversupply
6/14/2020 3:55	0:01	AWE	0.0087	19.8000	Oversupply
6/14/2020 3:57	0:01	AWE	0.0029	20.8000	Oversupply
6/14/2020 4:50	1:19	KWPPII	15.5348	19.1837	Oversupply
6/14/2020 5:44	0:25	BS250	Data is not available	Data is not available	Oversupply



Maui Curtailment Report

June 2020

Start Date and Time	Duration (minutes)	IPP Curtailed	Estimated Curtailed MWH	Peak MW Curtailed	Reasons for Curtailment
6/14/2020 5:56	0:06	AWE	0.0449	21.0000	Oversupply
6/14/2020 6:08	0:01	17-2	0.0003	0.0180	Oversupply
6/14/2020 6:10	0:42	SSA2	0.0536	0.0300	Oversupply
6/14/2020 6:10	0:42	SSA3	0.1363	0.0500	Oversupply
6/14/2020 6:11	8:41	BS250	Data is not available	Data is not available	Oversupply
6/14/2020 6:11	0:42	KWP11	11.1691	19.2106	Oversupply
6/14/2020 6:11	8:43	17-2	2.9645	0.7500	Oversupply
6/14/2020 6:34	0:05	AWE	0.0879	20.9000	Oversupply
6/14/2020 6:41	0:01	AWE	0.0042	21.0000	Oversupply
6/14/2020 6:46	0:01	AWE	0.0005	21.0000	Oversupply
6/14/2020 6:52	0:01	SSA3	0.0046	0.0000	Oversupply
6/14/2020 6:52	0:01	SSA2	0.0017	0.0240	Oversupply
6/14/2020 6:53	0:01	SSA3	0.0045	0.0910	Oversupply
6/14/2020 6:53	0:01	SSA3	0.0046	0.1400	Oversupply
6/14/2020 6:54	7:57	SSA2	15.4449	0.0290	Oversupply
6/14/2020 6:54	7:57	SSA3	16.4307	0.0470	Oversupply
6/14/2020 6:55	7:57	KWP11	123.1560	19.1607	Oversupply
6/14/2020 7:20	6:27	AWE	81.1017	21.0000	Oversupply
6/14/2020 9:05	0:02	SAG	Data is not available	Data is not available	Oversupply
6/14/2020 9:05	0:02	5A	Data is not available	Data is not available	Oversupply
6/14/2020 9:06	0:01	KWP	0.0009	28.6154	Oversupply
6/14/2020 9:12	0:04	SAG	Data is not available	Data is not available	Oversupply
6/14/2020 9:12	0:04	5A	Data is not available	Data is not available	Oversupply
6/14/2020 9:16	0:01	KWP	0.0009	27.0330	Oversupply
6/14/2020 9:18	0:07	SAG	Data is not available	Data is not available	Oversupply
6/14/2020 9:18	0:07	5A	Data is not available	Data is not available	Oversupply
6/14/2020 10:07	0:02	SAG	Data is not available	Data is not available	Oversupply
6/14/2020 10:07	0:02	5A	Data is not available	Data is not available	Oversupply
6/14/2020 10:11	0:04	SAG	Data is not available	Data is not available	Oversupply
6/14/2020 10:11	0:04	5A	Data is not available	Data is not available	Oversupply
6/14/2020 10:30	0:02	SAG	Data is not available	Data is not available	Oversupply
6/14/2020 10:30	0:02	5A	Data is not available	Data is not available	Oversupply
6/14/2020 10:35	0:05	SAG	Data is not available	Data is not available	Oversupply
6/14/2020 10:35	0:05	5A	Data is not available	Data is not available	Oversupply
6/14/2020 10:41	0:03	SAG	Data is not available	Data is not available	Oversupply
6/14/2020 10:41	0:03	5A	Data is not available	Data is not available	Oversupply
6/14/2020 11:02	0:01	SAG	Data is not available	Data is not available	Oversupply
6/14/2020 11:02	0:01	5A	Data is not available	Data is not available	Oversupply
6/14/2020 11:04	0:01	SAG	Data is not available	Data is not available	Oversupply
6/14/2020 11:04	0:01	5A	Data is not available	Data is not available	Oversupply
6/14/2020 11:08	0:01	KWP	0.0062	20.9670	Oversupply
6/14/2020 11:09	0:01	SAG	Data is not available	Data is not available	Oversupply
6/14/2020 11:09	0:01	5A	Data is not available	Data is not available	Oversupply
6/14/2020 11:52	0:04	SAG	Data is not available	Data is not available	Oversupply
6/14/2020 11:52	0:04	5A	Data is not available	Data is not available	Oversupply
6/14/2020 14:51	0:01	SSA3	0.0199	-0.0010	Oversupply
6/14/2020 14:51	0:01	SSA2	0.0171	-0.0030	Oversupply
6/14/2020 14:52	0:01	SSA3	0.0199	0.2030	Oversupply
6/14/2020 14:52	0:01	SSA2	0.0171	0.2580	Oversupply
6/14/2020 14:53	0:01	SSA3	0.0199	0.4120	Oversupply
6/14/2020 15:21	0:01	SSA2	-0.0003	0.6050	Oversupply
6/14/2020 23:10	0:05	KWP11	0.1172	19.2106	Oversupply
6/14/2020 23:30	0:27	KWP11	2.0862	19.2106	Oversupply
6/15/2020 0:05	12:08	KWP11	131.8435	19.2106	Oversupply
6/15/2020 5:44	6:29	BS250	Data is not available	Data is not available	Oversupply
6/15/2020 5:56	6:15	SSA3	10.5594	0.0150	Oversupply
6/15/2020 5:59	6:14	SSA2	8.1349	0.0180	Oversupply
6/15/2020 6:14	8:14	17-2	3.1126	0.7500	Oversupply
6/15/2020 9:44	2:25	AWE	22.7964	21.0000	Oversupply
6/15/2020 12:12	0:01	SSA3	0.0364	0.0010	Oversupply
6/15/2020 12:12	0:01	SSA2	0.0313	0.1340	Oversupply
6/15/2020 12:12	0:01	SSA3	0.0364	0.1840	Oversupply
6/15/2020 12:13	0:01	SSA2	0.0325	0.3210	Oversupply
6/15/2020 12:13	0:01	SSA3	0.0372	0.1450	Oversupply
6/15/2020 12:14	1:02	BS250	Data is not available	Data is not available	Oversupply
6/15/2020 12:14	1:02	SSA2	2.6433	0.3760	Oversupply
6/15/2020 12:14	1:02	SSA3	2.9461	0.0160	Oversupply
6/15/2020 12:15	1:02	KWP11	13.4236	16.0930	Oversupply
6/15/2020 12:29	0:01	AWE	0.0044	21.0000	Oversupply
6/15/2020 12:34	0:04	AWE	0.0626	21.0000	Oversupply
6/15/2020 12:47	0:02	AWE	0.0280	21.0000	Oversupply
6/15/2020 12:55	0:12	AWE	0.2101	21.0000	Oversupply
6/15/2020 13:16	0:01	SSA3	0.0359	0.0060	Oversupply
6/15/2020 13:16	0:01	SSA2	0.0312	0.0840	Oversupply
6/15/2020 13:16	0:01	SSA3	0.0359	0.4040	Oversupply



Maui Curtailment Report

June 2020

Start Date and Time	Duration (minutes)	IPP Curtailed	Estimated Curtailed MWH	Peak MW Curtailed	Reasons for Curtailment
6/15/2020 13:17	0:01	SSA2	0.0312	0.1200	Oversupply
6/15/2020 13:17	0:01	SSA3	0.0351	0.5290	Oversupply
6/15/2020 13:18	0:48	SSA2	1.9068	0.1310	Oversupply
6/15/2020 13:18	0:48	SSA3	2.2724	0.4840	Oversupply
6/15/2020 13:19	0:47	BS250	Data is not available	Data is not available	Oversupply
6/15/2020 13:19	0:47	KWP11	4.2140	15.3645	Oversupply
6/15/2020 14:05	0:01	SSA2	0.0322	0.0640	Oversupply
6/15/2020 14:06	0:01	SSA3	0.0366	0.0880	Oversupply
6/15/2020 14:06	0:01	SSA2	0.0322	0.1280	Oversupply
6/15/2020 14:06	0:01	SSA3	0.0374	0.1200	Oversupply
6/15/2020 14:07	0:10	SSA2	0.3448	0.0110	Oversupply
6/15/2020 14:07	0:09	SSA3	0.4350	-0.0010	Oversupply
6/15/2020 14:08	0:09	BS250	Data is not available	Data is not available	Oversupply
6/15/2020 14:08	0:10	KWP11	0.3508	15.0302	Oversupply
6/15/2020 14:16	0:01	SSA3	0.0347	-0.0010	Oversupply
6/15/2020 14:17	0:01	SSA2	0.0280	0.0190	Oversupply
6/15/2020 14:17	0:01	SSA3	0.0340	0.0880	Oversupply
6/15/2020 14:18	0:01	SSA2	0.0280	0.1390	Oversupply
6/15/2020 14:18	0:01	SSA3	0.0347	0.1120	Oversupply
6/15/2020 14:18	0:01	SSA2	0.0280	0.1270	Oversupply
6/15/2020 14:19	0:01	SSA3	0.0340	0.1180	Oversupply
6/15/2020 14:19	0:01	SSA2	0.0280	0.1200	Oversupply
6/15/2020 14:19	0:01	SSA3	0.0340	0.1300	Oversupply
6/15/2020 14:20	0:01	SSA2	0.0274	0.3440	Oversupply
6/15/2020 14:20	0:01	SSA3	0.0355	0.2900	Oversupply
6/15/2020 14:21	0:02	SSA2	0.0559	0.4910	Oversupply
6/15/2020 14:21	0:01	SSA3	0.0370	0.6490	Oversupply
6/15/2020 14:22	0:01	SSA3	0.0340	0.8630	Oversupply
6/15/2020 14:23	0:03	BS250	Data is not available	Data is not available	Oversupply
6/15/2020 14:23	0:04	SSA3	0.1744	0.0750	Oversupply
6/15/2020 14:23	0:03	SSA2	0.1107	0.0160	Oversupply
6/15/2020 14:24	0:03	KWP11	0.0944	14.6151	Oversupply
6/15/2020 14:26	0:01	SSA2	0.0280	-0.0030	Oversupply
6/15/2020 14:26	0:01	SSA3	0.0340	0.0320	Oversupply
6/15/2020 14:52	0:01	SSA2	0.0038	1.4140	Oversupply
6/15/2020 14:53	0:02	17-2	0.0111	0.7500	Oversupply
6/15/2020 14:53	0:01	SSA2	0.0038	1.1700	Oversupply
6/15/2020 14:57	0:01	17-2	0.0026	0.7500	Oversupply
6/15/2020 15:01	0:01	SSA3	0.0186	2.5090	Oversupply
6/15/2020 15:02	0:01	SSA2	0.0199	2.7710	Oversupply
6/15/2020 15:02	0:01	SSA2	0.0199	0.0780	Oversupply
6/15/2020 15:03	0:06	17-2	0.0404	0.5730	Oversupply
6/15/2020 15:03	0:01	SSA3	0.0190	2.4830	Oversupply
6/15/2020 15:03	0:01	SSA2	0.0199	1.2170	Oversupply
6/15/2020 15:03	0:01	SSA3	0.0186	0.1950	Oversupply
6/15/2020 15:04	0:01	SSA2	0.0199	0.2030	Oversupply
6/15/2020 15:04	0:01	SSA3	0.0186	0.2390	Oversupply
6/15/2020 15:05	0:02	BS250	Data is not available	Data is not available	Oversupply
6/15/2020 15:05	0:01	SSA3	0.0186	0.0220	Oversupply
6/15/2020 15:05	0:01	SSA2	0.0195	0.0280	Oversupply
6/15/2020 15:06	0:01	SSA3	0.0190	0.0140	Oversupply
6/15/2020 15:06	0:01	SSA2	0.0199	0.0160	Oversupply
6/15/2020 15:07	0:01	SSA3	0.0186	0.0840	Oversupply
6/15/2020 15:07	0:01	SSA2	0.0199	0.5070	Oversupply
6/15/2020 15:19	0:01	SSA3	0.0175	2.3300	Oversupply
6/15/2020 15:20	0:46	17-2	0.3369	0.7500	Oversupply
6/15/2020 15:20	0:01	SSA3	0.0179	2.3280	Oversupply
6/15/2020 15:20	0:01	SSA2	0.0156	0.7140	Oversupply
6/15/2020 15:20	0:36	SSA3	1.0980	0.0330	Oversupply
6/15/2020 15:21	0:36	BS250	Data is not available	Data is not available	Oversupply
6/15/2020 15:21	0:35	SSA2	1.2362	0.0270	Oversupply
6/15/2020 15:22	0:35	KWP11	1.6921	17.0850	Oversupply
6/15/2020 15:56	0:01	SSA2	0.0318	0.0000	Oversupply
6/15/2020 15:57	0:01	SSA3	0.0198	0.0970	Oversupply
6/15/2020 15:57	0:01	SSA2	0.0318	0.3870	Oversupply
6/15/2020 15:57	0:02	SSA3	0.0397	0.1630	Oversupply
6/15/2020 15:58	0:01	SSA2	0.0318	0.8570	Oversupply
6/15/2020 15:59	0:01	SSA2	0.0293	1.8520	Oversupply
6/15/2020 15:59	0:01	SSA3	0.0163	0.1270	Oversupply
6/15/2020 16:00	0:01	SSA2	0.0058	2.3740	Oversupply
6/15/2020 16:00	0:01	SSA3	0.0054	0.2000	Oversupply
6/15/2020 16:00	0:01	SSA2	0.0058	0.9800	Oversupply
6/15/2020 16:00	0:01	SSA3	0.0049	0.4870	Oversupply
6/15/2020 16:01	0:01	SSA3	0.0049	0.8470	Oversupply
6/15/2020 16:01	0:01	SSA2	0.0058	1.0860	Oversupply



Maui Curtailment Report

June 2020

Start Date and Time	Duration (minutes)	IPP Curtailed	Estimated Curtailed MWH	Peak MW Curtailed	Reasons for Curtailment
6/15/2020 16:02	0:01	SSA3	0.0049	0.7550	Oversupply
6/15/2020 16:02	0:01	SSA2	0.0058	0.5350	Oversupply
6/15/2020 16:03	0:01	SSA3	0.0049	0.7060	Oversupply
6/15/2020 16:03	0:01	SSA2	0.0058	1.2740	Oversupply
6/15/2020 16:04	0:01	SSA3	0.0050	0.9650	Oversupply
6/15/2020 16:05	0:01	SSA3	0.0049	1.8610	Oversupply
6/15/2020 16:32	0:01	SSA2	0.0010	2.2320	Oversupply
6/15/2020 16:32	0:01	SSA3	0.0010	1.6910	Oversupply
6/15/2020 16:32	0:01	SSA2	0.0010	1.6330	Oversupply
6/15/2020 16:33	0:01	17-2	0.0049	0.2970	Oversupply
6/15/2020 16:33	0:01	SSA3	0.0009	1.6580	Oversupply
6/15/2020 19:45	0:01	KWPPII	0.0116	0.6986	Oversupply
6/16/2020 3:11	0:08	KWPPII	0.1821	16.8924	Oversupply
6/16/2020 4:29	0:38	KWPPII	3.7752	17.4812	Oversupply
6/16/2020 5:20	0:04	KWPPII	0.0540	17.4073	Oversupply
6/16/2020 5:33	0:02	KWPPII	0.0170	17.5291	Oversupply
6/16/2020 5:46	0:06	BS250	Data is not available	Data is not available	Oversupply
6/16/2020 5:46	0:06	KWPPII	0.0462	17.6448	Oversupply
6/16/2020 5:56	0:25	BS250	Data is not available	Data is not available	Oversupply
6/16/2020 5:57	0:24	KWPPII	0.9863	17.6039	Oversupply
6/16/2020 5:57	0:23	SSA3	0.0213	0.0250	Oversupply
6/16/2020 5:59	0:21	SSA2	0.0131	-0.0020	Oversupply
6/16/2020 6:15	0:06	17-2	0.0016	0.0180	Oversupply
6/16/2020 6:56	0:01	SSA2	0.0008	0.1780	Oversupply
6/16/2020 6:57	0:38	SSA3	0.3261	0.3280	Oversupply
6/16/2020 6:57	0:37	SSA2	0.1778	0.0130	Oversupply
6/16/2020 6:58	0:40	17-2	0.0725	0.2550	Oversupply
6/16/2020 6:58	0:38	KWPPII	2.4298	17.4642	Oversupply
6/16/2020 6:59	0:37	BS250	Data is not available	Data is not available	Oversupply
6/16/2020 7:35	0:01	SSA3	0.0062	0.0000	Oversupply
6/16/2020 7:35	0:01	SSA2	0.0035	-0.0010	Oversupply
6/16/2020 7:35	0:01	SSA3	0.0061	0.0290	Oversupply
6/16/2020 7:35	0:01	SSA2	0.0035	0.0440	Oversupply
6/16/2020 7:36	0:01	SSA3	0.0062	0.5450	Oversupply
6/16/2020 7:39	0:01	SSA2	0.0034	0.4340	Oversupply
6/16/2020 7:39	0:01	SSA3	0.0061	0.8060	Oversupply
6/16/2020 7:40	0:02	17-2	0.0064	0.3280	Oversupply
6/16/2020 7:40	0:01	SSA2	0.0035	0.1160	Oversupply
6/16/2020 7:40	0:01	SSA3	0.0061	0.8210	Oversupply
6/16/2020 7:41	0:01	SSA3	0.0063	0.8550	Oversupply
6/16/2020 7:41	0:01	SSA2	0.0035	0.4080	Oversupply
6/16/2020 7:50	0:01	SSA3	0.0074	0.9550	Oversupply
6/16/2020 7:50	0:01	SSA2	0.0046	0.5630	Oversupply
6/16/2020 7:51	3:35	17-2	1.3564	0.7500	Oversupply
6/16/2020 7:52	0:01	SSA3	0.0077	0.6690	Oversupply
6/16/2020 7:52	0:01	SSA2	0.0046	0.0640	Oversupply
6/16/2020 7:52	0:01	SSA3	0.0075	0.1070	Oversupply
6/16/2020 7:53	2:03	SSA2	1.9380	0.0590	Oversupply
6/16/2020 7:53	2:02	SSA3	3.5311	0.3280	Oversupply
6/16/2020 7:54	2:02	BS250	Data is not available	Data is not available	Oversupply
6/16/2020 7:55	0:01	KWPPII	0.0173	17.6568	Oversupply
6/16/2020 7:57	0:12	KWPPII	0.4890	17.6668	Oversupply
6/16/2020 8:10	1:46	KWPPII	20.4386	17.6997	Oversupply
6/16/2020 9:25	0:26	AWE	0.7512	21.0000	Oversupply
6/16/2020 9:55	0:01	SSA3	0.0301	-0.0040	Oversupply
6/16/2020 9:55	0:01	SSA2	0.0150	0.0310	Oversupply
6/16/2020 9:56	0:01	SSA3	0.0301	0.3290	Oversupply
6/16/2020 9:56	1:25	SSA2	1.7444	0.1520	Oversupply
6/16/2020 9:56	1:24	SSA3	3.6774	0.0980	Oversupply
6/16/2020 9:57	1:24	BS250	Data is not available	Data is not available	Oversupply
6/16/2020 9:58	1:24	KWPPII	7.3613	17.7137	Oversupply
6/16/2020 11:21	0:01	SSA3	0.0244	0.7930	Oversupply
6/16/2020 11:21	0:01	SSA2	0.0082	0.4410	Oversupply
6/16/2020 11:22	0:01	SSA3	0.0244	1.1150	Oversupply
6/16/2020 11:22	0:01	SSA2	0.0082	0.4140	Oversupply
6/16/2020 11:22	0:01	SSA3	0.0249	1.5260	Oversupply
6/16/2020 11:23	0:01	SSA2	0.0082	0.3880	Oversupply
6/16/2020 11:23	0:01	SSA3	0.0244	0.7990	Oversupply
6/16/2020 11:24	0:01	SSA2	0.0082	0.0380	Oversupply
6/16/2020 11:24	0:01	SSA3	0.0265	0.1930	Oversupply
6/16/2020 11:24	0:01	SSA2	0.0082	0.9730	Oversupply
6/16/2020 11:25	0:01	SSA2	0.0082	1.0390	Oversupply
6/16/2020 11:26	0:01	SSA3	0.0244	1.3230	Oversupply
6/16/2020 11:26	0:01	SSA2	0.0082	1.1090	Oversupply
6/16/2020 11:26	0:01	SSA3	0.0239	1.1440	Oversupply



Maui Curtailment Report

June 2020

Start Date and Time	Duration (minutes)	IPP Curtailed	Estimated Curtailed MWH	Peak MW Curtailed	Reasons for Curtailment
6/16/2020 11:27	0:01	17-2	0.0095	0.5740	Oversupply
6/16/2020 11:28	0:01	SSA2	0.0082	1.0450	Oversupply
6/16/2020 11:29	0:01	17-2	0.0045	0.4220	Oversupply
6/16/2020 11:29	0:01	SSA3	0.0239	1.5150	Oversupply
6/16/2020 11:29	0:01	SSA2	0.0079	0.3380	Oversupply
6/16/2020 11:29	0:01	SSA3	0.0213	0.0080	Oversupply
6/16/2020 11:30	0:01	SSA2	0.0030	0.7300	Oversupply
6/16/2020 11:31	0:11	17-2	0.0994	0.7500	Oversupply
6/16/2020 11:31	0:01	SSA3	0.0082	1.0410	Oversupply
6/16/2020 11:32	0:01	SSA3	0.0080	1.0510	Oversupply
6/16/2020 11:33	0:01	SSA2	0.0030	0.9360	Oversupply
6/16/2020 11:34	0:01	SSA3	0.0082	1.0290	Oversupply
6/16/2020 11:34	0:01	SSA2	0.0030	0.8830	Oversupply
6/16/2020 11:35	0:01	SSA3	0.0084	0.9250	Oversupply
6/16/2020 11:35	0:01	SSA2	0.0030	0.0800	Oversupply
6/16/2020 11:36	0:01	SSA3	0.0088	1.4670	Oversupply
6/16/2020 11:36	0:01	SSA2	0.0030	0.8160	Oversupply
6/16/2020 11:36	0:01	SSA3	0.0082	1.8470	Oversupply
6/16/2020 11:37	0:01	SSA2	0.0030	0.1530	Oversupply
6/16/2020 11:37	0:01	SSA3	0.0080	1.4020	Oversupply
6/16/2020 11:37	0:01	SSA2	0.0029	0.2560	Oversupply
6/16/2020 11:38	0:01	SSA3	0.0084	1.3020	Oversupply
6/16/2020 11:38	0:01	SSA2	0.0030	0.5080	Oversupply
6/16/2020 11:39	0:01	SSA3	0.0080	0.5820	Oversupply
6/16/2020 11:39	0:01	SSA2	0.0030	0.0890	Oversupply
6/16/2020 11:39	0:01	SSA3	0.0080	0.0410	Oversupply
6/16/2020 11:42	0:01	SSA3	0.0084	0.9050	Oversupply
6/16/2020 11:42	0:01	SSA3	0.0084	0.8540	Oversupply
6/16/2020 11:43	0:05	17-2	0.0273	0.7500	Oversupply
6/16/2020 11:43	0:01	SSA2	0.0030	0.7550	Oversupply
6/16/2020 11:43	0:01	SSA3	0.0082	0.2350	Oversupply
6/16/2020 11:43	0:01	SSA2	0.0030	0.1510	Oversupply
6/16/2020 11:44	0:01	BS250	Data is not available	Data is not available	Oversupply
6/16/2020 11:44	0:01	SSA3	0.0107	0.2640	Oversupply
6/16/2020 11:44	0:01	SSA2	0.0074	0.0400	Oversupply
6/16/2020 11:45	0:01	KWPPI	0.0026	17.6588	Oversupply
6/16/2020 11:45	0:01	SSA3	0.0113	0.0320	Oversupply
6/16/2020 11:45	0:01	SSA2	0.0161	0.0200	Oversupply
6/16/2020 11:46	0:01	SSA3	0.0111	0.0090	Oversupply
6/16/2020 11:46	0:01	SSA2	0.0165	0.1490	Oversupply
6/16/2020 11:46	0:01	SSA3	0.0111	0.2490	Oversupply
6/16/2020 11:49	0:01	17-2	0.0005	0.6210	Oversupply
6/16/2020 11:49	0:01	SSA3	0.0111	0.8190	Oversupply
6/16/2020 11:50	0:01	SSA2	0.0165	0.6730	Oversupply
6/16/2020 11:50	0:01	SSA3	0.0111	0.7810	Oversupply
6/16/2020 11:50	0:01	SSA2	0.0165	0.5680	Oversupply
6/16/2020 11:51	1:57	17-2	1.2108	0.7500	Oversupply
6/16/2020 11:51	0:22	SSA3	0.5652	0.4220	Oversupply
6/16/2020 11:51	0:01	SSA2	0.0165	0.0130	Oversupply
6/16/2020 11:52	0:20	SSA2	0.4432	0.1250	Oversupply
6/16/2020 11:54	0:21	BS250	Data is not available	Data is not available	Oversupply
6/16/2020 11:54	0:19	KWPPI	1.0421	17.5381	Oversupply
6/16/2020 12:12	0:01	SSA2	0.0210	0.0010	Oversupply
6/16/2020 12:13	0:01	SSA2	0.0210	0.1980	Oversupply
6/16/2020 12:13	0:01	SSA3	0.0252	0.0920	Oversupply
6/16/2020 12:14	0:02	KWPPI	0.0051	16.7936	Oversupply
6/16/2020 12:14	0:01	SSA2	0.0208	0.2730	Oversupply
6/16/2020 12:14	0:01	SSA3	0.0248	0.3050	Oversupply
6/16/2020 12:15	0:01	SSA2	0.0131	0.1560	Oversupply
6/16/2020 12:15	0:01	SSA3	0.0120	0.1660	Oversupply
6/16/2020 12:15	0:01	SSA3	0.0122	0.9400	Oversupply
6/16/2020 12:15	0:01	SSA2	0.0129	0.4660	Oversupply
6/16/2020 12:16	0:01	SSA3	0.0122	1.0830	Oversupply
6/16/2020 12:16	0:01	SSA2	0.0131	0.5800	Oversupply
6/16/2020 12:17	0:01	SSA3	0.0120	0.3060	Oversupply
6/16/2020 12:17	0:01	SSA2	0.0131	0.3320	Oversupply
6/16/2020 12:18	0:01	SSA3	0.0120	0.0200	Oversupply
6/16/2020 12:18	0:01	SSA2	0.0131	0.0500	Oversupply
6/16/2020 12:19	0:01	SSA3	0.0120	0.1890	Oversupply
6/16/2020 12:19	0:01	SSA2	0.0131	0.4020	Oversupply
6/16/2020 12:19	0:01	SSA3	0.0120	0.9270	Oversupply
6/16/2020 12:20	1:20	SSA2	1.6933	0.3770	Oversupply
6/16/2020 12:20	1:20	SSA3	2.8934	0.0150	Oversupply
6/16/2020 12:21	1:21	KWPPI	7.7852	17.6289	Oversupply
6/16/2020 12:23	1:17	BS250	Data is not available	Data is not available	Oversupply



Maui Curtailment Report

June 2020

Start Date and Time	Duration (minutes)	IPP Curtailed	Estimated Curtailed MWH	Peak MW Curtailed	Reasons for Curtailment
6/16/2020 13:39	0:01	SSA2	0.0192	0.0110	Oversupply
6/16/2020 13:40	0:01	SSA3	0.0334	0.0680	Oversupply
6/16/2020 13:40	0:01	SSA2	0.0192	0.1330	Oversupply
6/16/2020 13:41	0:02	SSA3	0.0661	0.1770	Oversupply
6/16/2020 13:41	0:01	SSA2	0.0192	0.2340	Oversupply
6/16/2020 13:42	0:01	SSA2	0.0192	0.2060	Oversupply
6/16/2020 13:42	0:02	SSA3	0.0654	0.1550	Oversupply
6/16/2020 13:43	0:01	SSA2	0.0192	0.1800	Oversupply
6/16/2020 13:44	0:01	SSA2	0.0162	0.1600	Oversupply
6/16/2020 13:44	0:01	SSA3	0.0273	0.3460	Oversupply
6/16/2020 13:45	0:01	SSA2	0.0079	0.3120	Oversupply
6/16/2020 13:45	0:01	SSA3	0.0034	0.7440	Oversupply
6/16/2020 13:45	0:01	SSA2	0.0079	0.6140	Oversupply
6/16/2020 13:46	0:01	SSA3	0.0034	0.5990	Oversupply
6/16/2020 13:46	0:01	SSA2	0.0079	0.3600	Oversupply
6/16/2020 13:46	0:01	SSA3	0.0033	0.9000	Oversupply
6/16/2020 13:51	0:01	17-2	0.0000	0.1910	Oversupply
6/16/2020 13:53	0:01	SSA2	0.0079	2.6590	Oversupply
6/16/2020 13:53	0:01	SSA3	0.0033	1.1390	Oversupply
6/16/2020 13:55	0:01	17-2	0.0032	0.2370	Oversupply
6/16/2020 13:59	0:01	SSA2	0.0103	2.9000	Oversupply
6/16/2020 14:28	0:01	SSA2	0.0011	1.1250	Oversupply
6/16/2020 14:28	0:01	SSA3	0.0001	0.8110	Oversupply
6/16/2020 14:29	0:02	17-2	0.0097	0.6150	Oversupply
6/16/2020 14:29	0:01	SSA2	0.0011	0.2560	Oversupply
6/16/2020 14:29	0:01	SSA3	0.0001	0.0980	Oversupply
6/16/2020 14:30	0:01	SSA2	0.0091	1.1260	Oversupply
6/16/2020 14:32	0:08	17-2	0.0705	0.7500	Oversupply
6/16/2020 14:32	0:01	SSA3	0.0023	0.9610	Oversupply
6/16/2020 14:32	0:01	SSA2	0.0087	1.1020	Oversupply
6/16/2020 14:33	0:01	SSA3	0.0023	1.0020	Oversupply
6/16/2020 14:33	0:01	SSA2	0.0091	0.5630	Oversupply
6/16/2020 14:33	0:01	SSA3	0.0023	0.0490	Oversupply
6/16/2020 14:34	0:01	SSA2	0.0091	0.1340	Oversupply
6/16/2020 14:34	0:01	SSA3	0.0024	0.5530	Oversupply
6/16/2020 14:35	0:01	SSA2	0.0089	0.8100	Oversupply
6/16/2020 14:35	0:01	SSA3	0.0023	0.4270	Oversupply
6/16/2020 14:35	0:01	SSA2	0.0087	0.0350	Oversupply
6/16/2020 14:36	0:01	SSA3	0.0023	0.0430	Oversupply
6/16/2020 14:42	0:03	17-2	0.0159	0.7500	Oversupply
6/16/2020 14:49	0:01	SSA2	0.0122	1.3350	Oversupply
6/16/2020 14:50	0:01	SSA3	0.0075	0.9160	Oversupply
6/16/2020 14:50	0:01	SSA2	0.0122	0.2140	Oversupply
6/16/2020 14:50	1:33	SSA3	2.3802	0.0360	Oversupply
6/16/2020 14:51	1:33	BS250	Data is not available	Data is not available	Oversupply
6/16/2020 14:51	1:47	17-2	0.8258	0.7500	Oversupply
6/16/2020 14:51	1:32	SSA2	2.7735	0.0160	Oversupply
6/16/2020 14:52	1:32	KWPll	7.5912	17.7137	Oversupply
6/16/2020 16:23	0:01	SSA2	0.0152	-0.0010	Oversupply
6/16/2020 16:24	0:01	SSA2	0.0152	0.0880	Oversupply
6/16/2020 16:24	0:01	SSA3	0.0091	0.0450	Oversupply
6/16/2020 16:24	0:01	SSA3	0.0093	0.0390	Oversupply
6/16/2020 16:25	0:01	SSA2	0.0152	0.3750	Oversupply
6/16/2020 16:25	0:01	SSA3	0.0095	0.2400	Oversupply
6/16/2020 16:25	0:01	SSA2	0.0152	0.1110	Oversupply
6/16/2020 16:26	0:01	SSA3	0.0093	0.0490	Oversupply
6/16/2020 16:26	0:01	SSA2	0.0152	0.0100	Oversupply
6/16/2020 16:27	0:07	BS250	Data is not available	Data is not available	Oversupply
6/16/2020 16:27	0:07	SSA3	0.0539	0.0140	Oversupply
6/16/2020 16:27	0:07	SSA2	0.0857	0.0060	Oversupply
6/16/2020 16:28	0:08	KWPll	0.0902	17.5900	Oversupply
6/16/2020 16:34	0:01	SSA3	0.0034	0.0040	Oversupply
6/16/2020 16:34	0:01	SSA2	0.0083	0.2050	Oversupply
6/16/2020 16:34	0:01	SSA3	0.0034	0.0250	Oversupply
6/16/2020 16:35	0:01	BS250	Data is not available	Data is not available	Oversupply
6/16/2020 16:35	0:01	SSA2	0.0083	0.0020	Oversupply
6/16/2020 16:35	0:01	SSA3	0.0034	0.0060	Oversupply
6/16/2020 16:36	0:01	SSA2	0.0083	0.1020	Oversupply
6/16/2020 16:36	0:01	SSA3	0.0033	0.1800	Oversupply
6/16/2020 16:37	0:01	SSA2	0.0083	0.1980	Oversupply
6/16/2020 16:37	0:01	SSA3	0.0033	0.4070	Oversupply
6/16/2020 16:40	0:01	SSA2	0.0083	0.8680	Oversupply
6/16/2020 16:41	0:05	17-2	0.0175	0.4340	Oversupply
6/16/2020 16:41	0:01	SSA3	0.0034	0.1050	Oversupply
6/16/2020 16:41	0:01	SSA2	0.0083	0.3160	Oversupply



Maui Curtailment Report

June 2020

Start Date and Time	Duration (minutes)	IPP Curtailed	Estimated Curtailed MWH	Peak MW Curtailed	Reasons for Curtailment
6/16/2020 16:42	0:01	SSA3	0.0034	0.5130	Oversupply
6/16/2020 16:43	0:01	SSA2	0.0083	0.2990	Oversupply
6/16/2020 16:43	0:01	SSA3	0.0033	0.4880	Oversupply
6/16/2020 16:45	0:01	SSA3	0.0051	0.4920	Oversupply
6/16/2020 16:45	0:01	SSA2	0.0135	0.9070	Oversupply
6/16/2020 16:46	0:01	SSA3	0.0051	0.0330	Oversupply
6/16/2020 16:47	0:02	17-2	0.0068	0.4020	Oversupply
6/16/2020 16:48	0:01	SSA3	0.0053	0.5190	Oversupply
6/16/2020 16:49	0:01	SSA2	0.0135	1.0210	Oversupply
6/16/2020 16:49	0:23	SSA3	0.2058	0.5290	Oversupply
6/16/2020 16:50	0:23	BS250	Data is not available	Data is not available	Oversupply
6/16/2020 16:50	0:29	17-2	0.1438	0.3910	Oversupply
6/16/2020 16:50	0:23	SSA2	0.4777	0.0570	Oversupply
6/16/2020 16:51	0:22	KWPPII	0.8251	19.1388	Oversupply
6/16/2020 17:12	0:01	SSA2	0.0224	0.0930	Oversupply
6/16/2020 17:12	0:01	SSA3	0.0084	0.0870	Oversupply
6/16/2020 17:13	0:01	SSA3	0.0080	0.3290	Oversupply
6/16/2020 17:13	0:01	SSA2	0.0224	0.1990	Oversupply
6/16/2020 17:14	0:01	SSA3	0.0082	0.1750	Oversupply
6/16/2020 17:14	0:01	SSA2	0.0184	0.3150	Oversupply
6/16/2020 17:14	0:01	SSA3	0.0020	0.0230	Oversupply
6/16/2020 17:15	0:01	SSA2	0.0024	0.0340	Oversupply
6/16/2020 17:15	0:01	SSA3	0.0009	0.2570	Oversupply
6/16/2020 17:16	0:01	SSA2	0.0024	0.3730	Oversupply
6/16/2020 17:16	0:01	SSA3	0.0009	0.3130	Oversupply
6/16/2020 17:16	0:01	SSA2	0.0024	1.0610	Oversupply
6/16/2020 17:17	0:01	SSA3	0.0009	0.6100	Oversupply
6/16/2020 17:17	0:01	SSA2	0.0024	0.9660	Oversupply
6/16/2020 23:27	0:01	KWPPII	0.0118	19.1168	Oversupply
6/16/2020 23:29	0:01	KWPPII	0.0049	19.0470	Oversupply
6/17/2020 0:24	0:18	KWPPII	0.4028	19.0709	Oversupply
6/17/2020 0:45	0:01	KWPPII	0.0007	19.0460	Oversupply
6/17/2020 0:49	0:31	KWPPII	0.9228	18.9043	Oversupply
6/17/2020 1:26	0:02	KWPPII	0.0237	17.6149	Oversupply
6/17/2020 1:29	2:45	KWPPII	16.1616	19.0590	Oversupply
6/17/2020 4:16	0:02	KWPPII	0.0069	18.4951	Oversupply
6/17/2020 4:21	0:06	KWPPII	0.0446	18.3993	Oversupply
6/17/2020 4:28	0:01	KWPPII	0.0046	18.0440	Oversupply
6/17/2020 5:46	0:01	BS250	Data is not available	Data is not available	Oversupply
6/17/2020 6:06	6:32	SSA3	11.4823	0.0420	Oversupply
6/17/2020 6:06	6:32	SSA2	10.4521	0.0400	Oversupply
6/17/2020 6:07	1:30	BS250	Data is not available	Data is not available	Oversupply
6/17/2020 6:07	1:54	KWPPII	14.3830	19.1937	Oversupply
6/17/2020 6:09	6:42	17-2	3.3858	0.7500	Oversupply
6/17/2020 7:36	2:30	AWE	21.3193	21.0000	Oversupply
6/17/2020 8:01	1:27	BS250	Data is not available	Data is not available	Oversupply
6/17/2020 8:06	0:01	KWPPII	0.0050	18.9073	Oversupply
6/17/2020 8:08	0:05	KWPPII	0.0383	18.9951	Oversupply
6/17/2020 8:14	0:01	KWPPII	0.0029	18.7745	Oversupply
6/17/2020 8:18	0:07	KWPPII	0.0685	18.4961	Oversupply
6/17/2020 8:26	0:01	KWPPII	0.0019	16.4882	Oversupply
6/17/2020 9:00	0:01	SAG	Data is not available	Data is not available	Oversupply
6/17/2020 9:00	0:01	5A	Data is not available	Data is not available	Oversupply
6/17/2020 9:13	0:04	SAG	Data is not available	Data is not available	Oversupply
6/17/2020 9:13	0:04	5A	Data is not available	Data is not available	Oversupply
6/17/2020 9:15	3:25	KWPPII	23.9449	17.0431	Oversupply
6/17/2020 9:39	3:01	BS250	Data is not available	Data is not available	Oversupply
6/17/2020 10:08	0:21	AWE	0.5344	21.0000	Oversupply
6/17/2020 10:31	0:15	AWE	0.3471	21.0000	Oversupply
6/17/2020 10:47	0:01	AWE	0.0110	21.0000	Oversupply
6/17/2020 10:49	0:05	AWE	0.0264	21.0000	Oversupply
6/17/2020 10:55	0:03	AWE	0.0406	20.2000	Oversupply
6/17/2020 10:59	1:40	AWE	5.4215	21.0000	Oversupply
6/17/2020 12:37	0:01	SSA3	0.0336	0.0100	Oversupply
6/17/2020 12:38	0:01	SSA2	0.0398	0.0470	Oversupply
6/17/2020 12:38	0:01	SSA3	0.0343	0.3650	Oversupply
6/17/2020 12:39	0:01	SSA2	0.0398	0.0050	Oversupply
6/17/2020 12:39	0:01	SSA3	0.0343	0.0150	Oversupply
6/17/2020 12:40	0:01	SSA2	0.0398	0.1220	Oversupply
6/17/2020 12:40	0:01	SSA3	0.0336	0.5250	Oversupply
6/17/2020 12:40	0:01	SSA3	0.0351	0.0320	Oversupply
6/17/2020 12:41	0:01	BS250	Data is not available	Data is not available	Oversupply
6/17/2020 12:41	0:01	SSA2	0.0382	0.0730	Oversupply
6/17/2020 12:41	0:01	SSA3	0.0343	0.1600	Oversupply
6/17/2020 12:41	0:01	SSA2	0.0390	0.0950	Oversupply



Maui Curtailment Report

June 2020

Start Date and Time	Duration (minutes)	IPP Curtailed	Estimated Curtailed MWH	Peak MW Curtailed	Reasons for Curtailment
6/17/2020 12:42	0:01	SSA3	0.0351	0.1570	Oversupply
6/17/2020 12:42	0:01	SSA2	0.0398	0.0010	Oversupply
6/17/2020 12:43	0:01	SSA3	0.0336	0.2940	Oversupply
6/17/2020 12:43	0:01	SSA2	0.0398	0.5930	Oversupply
6/17/2020 12:44	0:01	SSA3	0.0343	0.9300	Oversupply
6/17/2020 12:44	0:01	SSA2	0.0280	0.9940	Oversupply
6/17/2020 12:44	0:01	SSA3	0.0171	1.9860	Oversupply
6/17/2020 12:45	0:01	SSA2	0.0077	1.5860	Oversupply
6/17/2020 12:45	0:01	SSA3	0.0111	0.8460	Oversupply
6/17/2020 12:46	0:01	SSA2	0.0077	1.1740	Oversupply
6/17/2020 12:46	0:01	SSA3	0.0111	1.5380	Oversupply
6/17/2020 12:47	0:01	SSA2	0.0077	1.3070	Oversupply
6/17/2020 12:47	0:01	SSA3	0.0113	0.6330	Oversupply
6/17/2020 13:00	0:01	17-2	0.0021	0.6680	Oversupply
6/17/2020 13:14	0:01	SSA2	0.0173	2.7320	Oversupply
6/17/2020 13:14	0:01	SSA3	0.0128	2.7940	Oversupply
6/17/2020 13:15	0:34	17-2	0.3716	0.7500	Oversupply
6/17/2020 13:15	0:01	SSA3	0.0171	1.7260	Oversupply
6/17/2020 13:15	0:01	SSA2	0.0211	1.5000	Oversupply
6/17/2020 13:16	0:01	SSA3	0.0171	1.1120	Oversupply
6/17/2020 13:16	0:01	SSA2	0.0211	0.1880	Oversupply
6/17/2020 13:17	0:01	SSA3	0.0167	1.2410	Oversupply
6/17/2020 13:17	0:01	SSA2	0.0211	1.5910	Oversupply
6/17/2020 13:17	0:01	SSA3	0.0167	1.7310	Oversupply
6/17/2020 13:18	0:01	SSA2	0.0211	0.3570	Oversupply
6/17/2020 13:18	0:01	SSA3	0.0164	0.9440	Oversupply
6/17/2020 13:19	0:01	SSA2	0.0211	0.8500	Oversupply
6/17/2020 13:19	0:01	SSA3	0.0167	0.9120	Oversupply
6/17/2020 13:19	0:01	SSA2	0.0203	0.9030	Oversupply
6/17/2020 13:20	0:01	SSA3	0.0167	0.9090	Oversupply
6/17/2020 13:20	0:01	SSA2	0.0207	1.4630	Oversupply
6/17/2020 13:20	0:01	SSA3	0.0167	2.0080	Oversupply
6/17/2020 13:21	0:01	SSA2	0.0211	1.9110	Oversupply
6/17/2020 13:21	0:02	SSA3	0.0335	2.0290	Oversupply
6/17/2020 13:22	0:01	SSA2	0.0211	0.6840	Oversupply
6/17/2020 13:23	0:01	SSA3	0.0171	2.1010	Oversupply
6/17/2020 13:23	0:01	SSA2	0.0211	1.2580	Oversupply
6/17/2020 13:24	0:01	SSA3	0.0167	1.9520	Oversupply
6/17/2020 13:24	0:01	SSA2	0.0211	1.8810	Oversupply
6/17/2020 13:24	0:01	SSA3	0.0167	1.1270	Oversupply
6/17/2020 13:25	0:01	SSA2	0.0211	1.6960	Oversupply
6/17/2020 13:25	0:01	SSA3	0.0171	1.5010	Oversupply
6/17/2020 13:26	0:01	SSA2	0.0211	2.4890	Oversupply
6/17/2020 13:26	0:01	SSA3	0.0167	1.8100	Oversupply
6/17/2020 13:26	0:02	SSA2	0.0417	1.2700	Oversupply
6/17/2020 13:27	0:01	SSA3	0.0167	1.1860	Oversupply
6/17/2020 13:27	0:01	SSA3	0.0164	1.4200	Oversupply
6/17/2020 13:28	0:01	SSA2	0.0211	1.9550	Oversupply
6/17/2020 13:28	0:01	SSA3	0.0167	2.0310	Oversupply
6/17/2020 13:29	0:01	SSA3	0.0169	1.8110	Oversupply
6/17/2020 13:29	0:01	SSA2	0.0208	1.9880	Oversupply
6/17/2020 13:30	0:01	SSA3	0.0173	1.9190	Oversupply
6/17/2020 13:30	0:01	SSA2	0.0187	1.4970	Oversupply
6/17/2020 13:30	0:01	SSA3	0.0165	1.6810	Oversupply
6/17/2020 13:31	0:01	SSA2	0.0187	1.4860	Oversupply
6/17/2020 13:31	0:01	SSA3	0.0165	1.2390	Oversupply
6/17/2020 13:32	0:01	SSA2	0.0187	1.1850	Oversupply
6/17/2020 13:32	0:01	SSA3	0.0173	0.9190	Oversupply
6/17/2020 13:32	0:02	SSA2	0.0374	1.0400	Oversupply
6/17/2020 13:33	0:01	SSA3	0.0169	0.8840	Oversupply
6/17/2020 13:34	0:01	SSA3	0.0169	1.0160	Oversupply
6/17/2020 13:34	0:01	SSA2	0.0187	1.0360	Oversupply
6/17/2020 13:34	0:01	SSA3	0.0169	0.9060	Oversupply
6/17/2020 13:35	0:01	SSA2	0.0187	1.3110	Oversupply
6/17/2020 13:35	0:01	SSA3	0.0169	1.0070	Oversupply
6/17/2020 13:36	0:01	SSA3	0.0169	1.1640	Oversupply
6/17/2020 13:36	0:01	SSA2	0.0187	1.0770	Oversupply
6/17/2020 13:37	0:01	SSA3	0.0165	1.6830	Oversupply
6/17/2020 13:37	0:01	SSA2	0.0187	0.9440	Oversupply
6/17/2020 13:37	0:01	SSA3	0.0169	1.7950	Oversupply
6/17/2020 13:38	0:01	SSA2	0.0187	1.5300	Oversupply
6/17/2020 13:38	0:01	SSA3	0.0173	2.1860	Oversupply
6/17/2020 13:38	0:01	SSA2	0.0187	1.0060	Oversupply
6/17/2020 13:39	0:01	SSA2	0.0187	1.3440	Oversupply
6/17/2020 13:40	0:01	SSA3	0.0169	2.8090	Oversupply



Maui Curtailment Report

June 2020

Start Date and Time	Duration (minutes)	IPP Curtailed	Estimated Curtailed MWH	Peak MW Curtailed	Reasons for Curtailment
6/17/2020 13:40	0:01	SSA2	0.0187	1.7890	Oversupply
6/17/2020 13:40	0:01	SSA3	0.0169	2.4600	Oversupply
6/17/2020 13:41	0:01	SSA2	0.0187	2.2150	Oversupply
6/17/2020 13:41	0:01	SSA3	0.0165	0.1220	Oversupply
6/17/2020 13:42	0:01	SSA3	0.0169	0.7570	Oversupply
6/17/2020 13:42	0:01	SSA2	0.0187	1.7900	Oversupply
6/17/2020 13:43	0:01	SSA3	0.0169	2.4300	Oversupply
6/17/2020 13:43	0:01	SSA2	0.0187	1.9830	Oversupply
6/17/2020 13:43	0:01	SSA3	0.0169	1.7170	Oversupply
6/17/2020 13:44	0:01	SSA2	0.0177	2.3840	Oversupply
6/17/2020 13:44	0:01	SSA3	0.0136	1.9240	Oversupply
6/17/2020 13:45	0:01	SSA2	0.0032	1.2450	Oversupply
6/17/2020 13:45	0:01	SSA3	0.0039	1.2070	Oversupply
6/17/2020 13:45	0:01	SSA2	0.0032	1.8770	Oversupply
6/17/2020 13:46	0:01	SSA3	0.0038	1.7160	Oversupply
6/17/2020 13:46	0:01	SSA2	0.0032	2.6270	Oversupply
6/17/2020 13:47	0:01	SSA3	0.0038	1.9010	Oversupply
6/17/2020 13:51	0:02	17-2	0.0089	0.5090	Oversupply
6/17/2020 13:54	0:01	17-2	0.0008	0.7500	Oversupply
6/17/2020 14:05	0:01	SSA3	-0.0012	2.9520	Oversupply
6/17/2020 14:06	0:01	17-2	0.0016	0.5990	Oversupply
6/17/2020 14:06	0:01	SSA2	0.0039	2.8920	Oversupply
6/17/2020 14:31	0:01	17-2	0.0002	0.7500	Oversupply
6/17/2020 14:33	0:01	17-2	0.0002	0.6750	Oversupply
6/17/2020 14:42	0:16	17-2	0.0062	0.7500	Oversupply
6/17/2020 15:07	0:06	17-2	0.0017	0.7500	Oversupply
6/17/2020 15:14	0:05	17-2	0.0024	0.7500	Oversupply
6/17/2020 15:20	0:02	17-2	0.0019	0.7500	Oversupply
6/17/2020 15:23	0:01	17-2	0.0002	0.7500	Oversupply
6/17/2020 15:29	0:16	17-2	0.0043	0.7500	Oversupply
6/17/2020 15:46	0:01	17-2	0.0001	0.6680	Oversupply
6/17/2020 15:48	0:01	17-2	0.0008	0.7080	Oversupply
6/18/2020 6:40	0:01	KWP11	0.0015	0.0928	Oversupply
6/18/2020 7:23	0:01	SSA3	0.0027	0.5930	Oversupply
6/18/2020 7:23	0:03	SSA2	0.0099	0.1180	Oversupply
6/18/2020 7:24	0:04	17-2	0.0063	0.1500	Oversupply
6/18/2020 7:24	0:02	SSA3	0.0082	0.0560	Oversupply
6/18/2020 7:25	0:02	KWP11	0.0375	9.9955	Oversupply
6/18/2020 7:26	0:01	SSA2	0.0033	-0.0030	Oversupply
6/18/2020 7:26	0:01	SSA3	0.0027	0.1190	Oversupply
6/18/2020 7:30	0:01	SSA2	0.0085	0.1460	Oversupply
6/18/2020 7:31	0:11	17-2	0.0289	0.3660	Oversupply
6/18/2020 7:32	0:01	SSA3	0.0057	0.7040	Oversupply
6/18/2020 7:33	0:01	SSA3	0.0056	0.6540	Oversupply
6/18/2020 7:34	0:01	SSA3	0.0057	0.6990	Oversupply
6/18/2020 7:34	0:01	SSA2	0.0085	0.4620	Oversupply
6/18/2020 7:34	0:01	SSA3	0.0057	0.2190	Oversupply
6/18/2020 7:35	0:06	BS250	Data is not available	Data is not available	Oversupply
6/18/2020 7:35	0:05	SSA2	0.0513	0.2280	Oversupply
6/18/2020 7:35	0:05	SSA3	0.0342	0.0100	Oversupply
6/18/2020 7:36	0:06	KWP11	0.0548	3.8252	Oversupply
6/18/2020 7:40	0:01	SSA3	0.0056	0.0040	Oversupply
6/18/2020 7:40	0:01	SSA2	0.0084	-0.0030	Oversupply
6/18/2020 7:42	0:01	SSA2	0.0085	0.5900	Oversupply
6/18/2020 7:43	0:01	SSA3	0.0057	0.8380	Oversupply
6/18/2020 7:43	0:01	SSA2	0.0085	0.1520	Oversupply
6/18/2020 7:44	2:28	17-2	0.9597	0.7500	Oversupply
6/18/2020 7:44	0:01	SSA3	0.0057	0.0310	Oversupply
6/18/2020 7:44	0:01	SSA2	0.0105	0.1810	Oversupply
6/18/2020 7:44	0:01	SSA3	0.0094	0.3350	Oversupply
6/18/2020 7:45	0:02	BS250	Data is not available	Data is not available	Oversupply
6/18/2020 7:45	0:02	SSA2	0.0231	0.0260	Oversupply
6/18/2020 7:45	0:02	SSA3	0.0236	0.0220	Oversupply
6/18/2020 7:46	0:01	KWP11	0.0081	5.7313	Oversupply
6/18/2020 7:47	0:01	SSA2	0.0113	-0.0030	Oversupply
6/18/2020 7:48	1:14	BS250	Data is not available	Data is not available	Oversupply
6/18/2020 7:48	1:13	SSA3	1.6400	0.6410	Oversupply
6/18/2020 7:48	0:01	SSA2	0.0116	-0.0020	Oversupply
6/18/2020 7:49	1:13	SSA2	0.9066	-0.0030	Oversupply
6/18/2020 7:49	1:13	KWP11	13.5686	17.7387	Oversupply
6/18/2020 8:45	0:08	AWE	0.1982	21.0000	Oversupply
6/18/2020 9:01	0:01	SSA3	0.0221	0.0070	Oversupply
6/18/2020 9:01	0:01	SSA2	0.0172	0.0050	Oversupply
6/18/2020 9:02	0:01	SSA3	0.0226	0.8070	Oversupply
6/18/2020 9:02	0:01	SSA2	0.0172	0.1420	Oversupply



Maui Curtailment Report

June 2020

Start Date and Time	Duration (minutes)	IPP Curtailed	Estimated Curtailed MWH	Peak MW Curtailed	Reasons for Curtailment
6/18/2020 9:02	0:01	SSA3	0.0221	0.7690	Oversupply
6/18/2020 9:03	0:01	SSA2	0.0172	0.2830	Oversupply
6/18/2020 9:03	1:02	SSA3	2.0830	0.6480	Oversupply
6/18/2020 9:04	1:02	BS250	Data is not available	Data is not available	Oversupply
6/18/2020 9:04	1:03	KWPPI	8.0854	15.5940	Oversupply
6/18/2020 9:04	1:02	SSA2	1.6915	0.1500	Oversupply
6/18/2020 10:06	0:01	SSA3	0.0200	0.0000	Oversupply
6/18/2020 10:06	0:01	SSA2	0.0088	0.0020	Oversupply
6/18/2020 10:06	0:01	SSA3	0.0196	0.7740	Oversupply
6/18/2020 10:07	0:01	SSA2	0.0088	0.1290	Oversupply
6/18/2020 10:07	0:01	SSA3	0.0200	0.5470	Oversupply
6/18/2020 10:08	0:01	SSA2	0.0088	0.4170	Oversupply
6/18/2020 10:08	0:01	SSA3	0.0196	1.3670	Oversupply
6/18/2020 10:09	0:01	SSA2	0.0088	0.6480	Oversupply
6/18/2020 10:09	0:01	SSA3	0.0192	0.8470	Oversupply
6/18/2020 10:09	0:01	SSA2	0.0088	0.4320	Oversupply
6/18/2020 10:10	0:01	SSA3	0.0192	1.1970	Oversupply
6/18/2020 10:19	0:01	17-2	0.0047	0.7500	Oversupply
6/18/2020 10:46	0:01	SSA3	0.0307	1.5250	Oversupply
6/18/2020 10:47	0:31	17-2	0.3051	0.7500	Oversupply
6/18/2020 10:47	0:01	SSA2	0.0158	1.2280	Oversupply
6/18/2020 10:47	0:01	SSA3	0.0313	2.1180	Oversupply
6/18/2020 10:48	0:22	BS250	Data is not available	Data is not available	Oversupply
6/18/2020 10:48	0:23	SSA2	0.4268	0.1120	Oversupply
6/18/2020 10:48	0:22	SSA3	0.9094	0.1160	Oversupply
6/18/2020 10:49	0:22	KWPPI	0.7343	12.0812	Oversupply
6/18/2020 11:10	0:01	SSA3	0.0327	-0.0020	Oversupply
6/18/2020 11:10	0:01	SSA2	0.0168	-0.0020	Oversupply
6/18/2020 11:11	0:01	SSA3	0.0334	0.2240	Oversupply
6/18/2020 11:11	0:01	SSA2	0.0168	0.0500	Oversupply
6/18/2020 11:11	0:01	SSA3	0.0327	0.0890	Oversupply
6/18/2020 11:12	0:01	SSA2	0.0168	0.1910	Oversupply
6/18/2020 11:12	0:01	SSA3	0.0320	0.9890	Oversupply
6/18/2020 11:13	0:02	SSA2	0.0335	0.5250	Oversupply
6/18/2020 11:13	0:01	SSA3	0.0341	1.7080	Oversupply
6/18/2020 11:14	0:01	SSA3	0.0320	1.1790	Oversupply
6/18/2020 11:14	0:01	SSA2	0.0060	0.7400	Oversupply
6/18/2020 11:14	0:01	SSA3	0.0098	1.7520	Oversupply
6/18/2020 11:18	0:01	SSA3	0.0093	2.7790	Oversupply
6/18/2020 11:19	0:09	17-2	0.0873	0.7500	Oversupply
6/18/2020 11:19	0:01	SSA2	0.0036	1.0510	Oversupply
6/18/2020 11:19	0:01	SSA3	0.0091	2.7880	Oversupply
6/18/2020 11:20	0:01	SSA2	0.0034	0.0810	Oversupply
6/18/2020 11:20	0:01	SSA2	0.0036	0.9750	Oversupply
6/18/2020 11:21	0:01	SSA3	0.0093	0.5580	Oversupply
6/18/2020 11:21	0:01	SSA2	0.0036	0.1700	Oversupply
6/18/2020 11:21	0:01	SSA3	0.0093	2.0860	Oversupply
6/18/2020 11:22	0:01	SSA2	0.0035	1.0600	Oversupply
6/18/2020 11:22	0:01	SSA3	0.0095	1.9790	Oversupply
6/18/2020 11:23	0:01	SSA3	0.0091	1.9650	Oversupply
6/18/2020 11:24	0:01	SSA3	0.0093	2.7940	Oversupply
6/18/2020 11:24	0:01	SSA2	0.0036	1.2720	Oversupply
6/18/2020 11:24	0:01	SSA3	0.0093	1.5350	Oversupply
6/18/2020 11:25	0:01	SSA2	0.0036	0.7680	Oversupply
6/18/2020 11:25	0:01	SSA3	0.0095	0.3830	Oversupply
6/18/2020 11:26	0:01	SSA3	0.0095	1.4180	Oversupply
6/18/2020 12:23	0:01	17-2	0.0002	0.7500	Oversupply
6/18/2020 12:31	0:14	17-2	0.1523	0.7500	Oversupply
6/18/2020 12:32	0:01	SSA2	0.0142	2.3140	Oversupply
6/18/2020 12:32	0:01	SSA3	0.0104	2.7120	Oversupply
6/18/2020 12:33	0:01	SSA2	0.0142	2.2380	Oversupply
6/18/2020 12:33	0:01	SSA3	0.0108	2.7800	Oversupply
6/18/2020 12:34	0:01	SSA2	0.0142	0.5490	Oversupply
6/18/2020 12:34	0:01	SSA3	0.0108	0.0670	Oversupply
6/18/2020 12:35	0:01	SSA2	0.0142	1.3600	Oversupply
6/18/2020 12:35	0:01	SSA3	0.0108	0.8320	Oversupply
6/18/2020 12:36	0:01	SSA3	0.0108	1.8240	Oversupply
6/18/2020 12:36	0:01	SSA2	0.0142	0.5250	Oversupply
6/18/2020 12:36	0:01	SSA3	0.0104	2.1280	Oversupply
6/18/2020 12:37	0:01	SSA2	0.0142	0.6310	Oversupply
6/18/2020 12:37	0:01	SSA3	0.0104	2.6430	Oversupply
6/18/2020 12:38	0:01	SSA3	0.0108	1.7170	Oversupply
6/18/2020 12:38	0:01	SSA2	0.0142	1.7600	Oversupply
6/18/2020 12:39	0:01	SSA3	0.0106	2.7470	Oversupply
6/18/2020 12:39	0:01	SSA2	0.0142	0.1350	Oversupply



Maui Curtailment Report

June 2020

Start Date and Time	Duration (minutes)	IPP Curtailed	Estimated Curtailed MWH	Peak MW Curtailed	Reasons for Curtailment
6/18/2020 12:39	0:01	SSA3	0.0108	1.8360	Oversupply
6/18/2020 12:40	0:01	SSA2	0.0142	1.3930	Oversupply
6/18/2020 12:40	0:01	SSA3	0.0108	0.1010	Oversupply
6/18/2020 12:41	0:01	SSA2	0.0142	1.0940	Oversupply
6/18/2020 12:41	0:01	SSA3	0.0104	0.9480	Oversupply
6/18/2020 12:47	3:10	17-2	1.8171	0.7500	Oversupply
6/18/2020 12:48	0:01	SSA2	0.0290	2.5710	Oversupply
6/18/2020 12:48	0:01	SSA3	0.0254	2.5960	Oversupply
6/18/2020 12:49	0:01	SSA2	0.0290	3.2280	Oversupply
6/18/2020 12:49	0:01	SSA3	0.0265	1.7580	Oversupply
6/18/2020 12:49	3:01	SSA3	7.5284	0.1700	Oversupply
6/18/2020 12:49	3:02	SSA2	7.7977	0.0330	Oversupply
6/18/2020 12:50	3:02	BS250	Data is not available	Data is not available	Oversupply
6/18/2020 12:50	3:02	KWP11	39.6296	19.2106	Oversupply
6/18/2020 13:07	1:26	AWE	6.7877	21.0000	Oversupply
6/18/2020 15:50	0:01	SSA3	0.0163	0.0020	Oversupply
6/18/2020 15:51	0:01	SSA2	0.0128	-0.0020	Oversupply
6/18/2020 15:51	0:01	SSA3	0.0163	0.1290	Oversupply
6/18/2020 15:52	0:01	SSA2	0.0128	0.1190	Oversupply
6/18/2020 15:52	0:01	SSA3	0.0170	0.8140	Oversupply
6/18/2020 15:53	0:01	SSA3	0.0167	0.9800	Oversupply
6/18/2020 15:53	0:01	SSA2	0.0128	0.3610	Oversupply
6/18/2020 15:53	0:02	SSA3	0.0337	0.2010	Oversupply
6/18/2020 15:54	0:01	SSA2	0.0128	0.0870	Oversupply
6/18/2020 15:54	0:01	SSA2	0.0128	0.0060	Oversupply
6/18/2020 15:55	0:01	SSA3	0.0167	0.2430	Oversupply
6/18/2020 15:56	0:01	SSA3	0.0163	1.7320	Oversupply
6/18/2020 16:02	0:01	SSA3	0.0034	1.7670	Oversupply
6/18/2020 16:03	0:02	17-2	0.0052	0.3150	Oversupply
6/18/2020 16:04	0:01	SSA3	0.0034	1.6260	Oversupply
6/18/2020 16:04	0:01	SSA3	0.0033	0.8510	Oversupply
6/18/2020 16:06	0:02	17-2	0.0039	0.2930	Oversupply
6/18/2020 16:06	0:01	SSA2	0.0063	1.8410	Oversupply
6/18/2020 16:06	0:01	SSA3	0.0033	1.4910	Oversupply
6/18/2020 16:08	0:01	SSA2	0.0063	2.5430	Oversupply
6/18/2020 16:09	0:02	17-2	0.0056	0.2360	Oversupply
6/18/2020 16:09	0:01	SSA3	0.0034	1.5920	Oversupply
6/18/2020 16:09	0:01	SSA2	0.0063	1.7330	Oversupply
6/18/2020 16:11	0:01	SSA2	0.0063	1.7280	Oversupply
6/18/2020 16:12	0:01	17-2	0.0068	0.4100	Oversupply
6/18/2020 16:14	0:01	SSA2	0.0063	1.3090	Oversupply
6/18/2020 16:14	0:01	SSA3	0.0034	1.7390	Oversupply
6/18/2020 16:15	0:01	17-2	0.0007	0.4100	Oversupply
6/18/2020 16:16	0:01	SSA2	0.0051	1.8560	Oversupply
6/18/2020 16:17	0:08	17-2	0.0511	0.6160	Oversupply
6/18/2020 16:17	0:01	SSA3	0.0039	1.1340	Oversupply
6/18/2020 16:17	0:01	SSA3	0.0038	1.6750	Oversupply
6/18/2020 16:18	0:01	SSA2	0.0049	1.2670	Oversupply
6/18/2020 16:18	0:01	SSA3	0.0039	0.7430	Oversupply
6/18/2020 16:19	0:01	SSA2	0.0051	0.4850	Oversupply
6/18/2020 16:19	0:01	SSA3	0.0038	0.9480	Oversupply
6/18/2020 16:20	0:01	SSA2	0.0051	0.2990	Oversupply
6/18/2020 16:20	0:01	SSA3	0.0039	0.6090	Oversupply
6/18/2020 16:20	0:01	SSA2	0.0051	0.6920	Oversupply
6/18/2020 16:21	0:01	SSA3	0.0039	0.6410	Oversupply
6/18/2020 16:21	0:01	SSA2	0.0051	0.3570	Oversupply
6/18/2020 16:21	0:01	SSA3	0.0039	1.6050	Oversupply
6/18/2020 16:23	0:01	SSA3	0.0039	1.3470	Oversupply
6/18/2020 16:23	0:01	SSA2	0.0051	0.5660	Oversupply
6/18/2020 16:26	0:01	17-2	0.0004	0.5290	Oversupply
6/18/2020 16:29	0:01	SSA3	0.0050	1.5100	Oversupply
6/18/2020 16:30	0:07	17-2	0.0396	0.5880	Oversupply
6/18/2020 16:30	0:01	SSA3	0.0049	1.2050	Oversupply
6/18/2020 16:31	0:01	SSA3	0.0048	0.3030	Oversupply
6/18/2020 16:31	0:01	SSA2	0.0076	0.3220	Oversupply
6/18/2020 16:31	0:01	SSA3	0.0048	0.4130	Oversupply
6/18/2020 16:32	0:01	SSA2	0.0076	0.9920	Oversupply
6/18/2020 16:32	0:01	SSA3	0.0050	0.4520	Oversupply
6/18/2020 16:33	0:01	SSA2	0.0076	0.4240	Oversupply
6/18/2020 16:33	0:01	SSA3	0.0051	0.1560	Oversupply
6/18/2020 16:33	0:01	SSA2	0.0074	0.7780	Oversupply
6/18/2020 16:34	0:01	SSA3	0.0048	0.4170	Oversupply
6/18/2020 16:34	0:01	SSA2	0.0076	1.1000	Oversupply
6/18/2020 16:34	0:01	SSA3	0.0049	1.0220	Oversupply
6/18/2020 16:35	0:01	SSA2	0.0076	1.7280	Oversupply



Maui Curtailment Report

June 2020

Start Date and Time	Duration (minutes)	IPP Curtailed	Estimated Curtailed MWH	Peak MW Curtailed	Reasons for Curtailment
6/18/2020 16:38	0:01	17-2	0.0044	0.5370	Oversupply
6/18/2020 16:38	0:01	SSA3	0.0048	1.3930	Oversupply
6/18/2020 16:38	0:01	SSA2	0.0076	1.4750	Oversupply
6/18/2020 22:47	0:20	KWPPII	1.1511	19.2106	Oversupply
6/18/2020 23:15	1:27	KWPPII	9.2997	19.2106	Oversupply
6/19/2020 0:45	0:05	KWPPII	0.1258	19.2106	Oversupply
6/19/2020 1:01	0:01	KWPPII	0.0064	17.7137	Oversupply
6/19/2020 1:04	4:25	KWPPII	41.7402	19.2106	Oversupply
6/19/2020 4:31	0:01	AWE	0.0016	20.8000	Oversupply
6/19/2020 5:30	1:04	KWPPII	7.4446	19.2106	Oversupply
6/19/2020 5:44	0:57	BS250	Data is not available	Data is not available	Oversupply
6/19/2020 5:57	0:35	SSA3	0.0476	0.0200	Oversupply
6/19/2020 5:59	0:34	SSA2	0.0364	-0.0010	Oversupply
6/19/2020 6:08	0:35	17-2	0.0132	0.0630	Oversupply
6/19/2020 6:33	0:08	SSA3	0.0243	0.1600	Oversupply
6/19/2020 6:33	0:08	SSA2	0.0137	0.0020	Oversupply
6/19/2020 6:35	0:07	KWPPII	0.1395	19.2106	Oversupply
6/19/2020 6:41	0:01	SSA3	0.0022	0.0100	Oversupply
6/19/2020 6:44	0:01	SSA2	0.0015	0.0390	Oversupply
6/19/2020 6:44	9:02	SSA3	13.8982	0.2080	Oversupply
6/19/2020 6:45	5:00	BS250	Data is not available	Data is not available	Oversupply
6/19/2020 6:45	6:44	17-2	1.9800	0.7480	Oversupply
6/19/2020 6:45	9:01	SSA2	12.5788	0.0130	Oversupply
6/19/2020 6:47	4:59	KWPPII	74.0401	19.2106	Oversupply
6/19/2020 8:41	0:22	AWE	0.9602	21.0000	Oversupply
6/19/2020 9:15	0:02	AWE	0.0186	20.7000	Oversupply
6/19/2020 9:19	0:07	AWE	0.0927	21.0000	Oversupply
6/19/2020 9:29	0:07	AWE	0.0802	21.0000	Oversupply
6/19/2020 9:38	1:39	AWE	12.9862	21.0000	Oversupply
6/19/2020 11:20	0:01	AWE	0.0072	19.5000	Oversupply
6/19/2020 11:24	0:07	AWE	0.0716	17.8000	Oversupply
6/19/2020 11:32	0:05	AWE	0.1609	19.3000	Oversupply
6/19/2020 11:39	0:01	AWE	0.0137	19.0000	Oversupply
6/19/2020 11:41	0:01	AWE	0.0010	19.7000	Oversupply
6/19/2020 11:47	0:18	BS250	Data is not available	Data is not available	Oversupply
6/19/2020 11:48	1:41	KWPPII	29.3762	19.2106	Oversupply
6/19/2020 11:57	0:01	AWE	0.0003	20.0000	Oversupply
6/19/2020 12:05	0:01	AWE	0.0106	20.9000	Oversupply
6/19/2020 12:06	1:05	BS250	Data is not available	Data is not available	Oversupply
6/19/2020 12:09	0:01	AWE	0.0132	21.0000	Oversupply
6/19/2020 12:13	0:03	AWE	0.0240	21.0000	Oversupply
6/19/2020 12:32	2:39	AWE	15.1320	21.0000	System Constraint
6/19/2020 13:12	0:03	BS250	Data is not available	Data is not available	Oversupply
6/19/2020 13:18	0:10	BS250	Data is not available	Data is not available	Oversupply
6/19/2020 13:30	2:16	BS250	Data is not available	Data is not available	Oversupply
6/19/2020 13:31	2:15	KWPPII	23.9589	19.2106	Oversupply
6/19/2020 13:31	3:58	17-2	1.7242	0.7500	Oversupply
6/19/2020 15:35	0:07	AWE	0.1249	21.0000	Oversupply
6/19/2020 15:46	0:01	SSA2	0.0277	0.0480	Oversupply
6/19/2020 15:46	0:02	SSA3	0.0372	0.1270	Oversupply
6/19/2020 15:47	0:01	SSA2	0.0277	0.8200	Oversupply
6/19/2020 15:47	0:54	SSA2	1.4245	0.0750	Oversupply
6/19/2020 15:47	0:54	SSA3	1.3863	0.0560	Oversupply
6/19/2020 15:48	0:55	KWPPII	9.7896	19.2106	Oversupply
6/19/2020 15:50	0:52	BS250	Data is not available	Data is not available	Oversupply
6/19/2020 16:42	0:01	SSA3	0.0141	0.0000	Oversupply
6/19/2020 16:42	0:01	SSA2	0.0160	0.0830	Oversupply
6/19/2020 16:42	0:01	SSA3	0.0141	0.2580	Oversupply
6/19/2020 16:43	0:01	SSA2	0.0166	0.5090	Oversupply
6/19/2020 16:43	0:01	SSA3	0.0138	0.6930	Oversupply
6/19/2020 16:44	0:01	SSA2	0.0164	0.7070	Oversupply
6/19/2020 16:44	0:01	SSA3	0.0116	0.5690	Oversupply
6/19/2020 16:45	0:01	SSA2	0.0045	0.5740	Oversupply
6/19/2020 16:45	0:01	SSA3	0.0065	0.5980	Oversupply
6/19/2020 16:45	0:01	SSA2	0.0041	0.4630	Oversupply
6/19/2020 16:46	0:02	SSA3	0.0115	0.7550	Oversupply
6/19/2020 16:46	0:01	SSA2	0.0043	0.0860	Oversupply
6/19/2020 16:47	0:01	SSA2	0.0043	0.2380	Oversupply
6/19/2020 16:47	0:01	SSA3	0.0059	0.3500	Oversupply
6/19/2020 16:48	0:01	SSA3	0.0056	0.1770	Oversupply
6/19/2020 16:48	0:02	SSA2	0.0085	0.0910	Oversupply
6/19/2020 16:49	0:01	SSA3	0.0058	0.1060	Oversupply
6/19/2020 16:49	0:01	SSA3	0.0058	0.4290	Oversupply
6/19/2020 16:50	0:01	SSA2	0.0043	0.1470	Oversupply
6/19/2020 16:50	0:01	SSA3	0.0059	0.0460	Oversupply



Maui Curtailment Report

June 2020

Start Date and Time	Duration (minutes)	IPP Curtailed	Estimated Curtailed MWH	Peak MW Curtailed	Reasons for Curtailment
6/19/2020 16:51	0:01	SSA2	0.0043	0.2490	Oversupply
6/19/2020 16:51	0:01	SSA3	0.0059	0.5360	Oversupply
6/19/2020 16:51	0:01	SSA2	0.0043	0.2870	Oversupply
6/19/2020 16:52	0:01	SSA3	0.0059	0.8540	Oversupply
6/19/2020 16:53	0:01	SSA3	0.0059	1.0140	Oversupply
6/19/2020 16:54	0:01	SSA2	0.0041	1.1720	Oversupply
6/19/2020 16:54	0:01	SSA3	0.0056	1.1430	Oversupply
6/19/2020 16:59	0:01	SSA2	0.0003	1.0780	Oversupply
6/19/2020 18:29	0:01	BS250	Data is not available	Data is not available	Oversupply
6/19/2020 21:41	0:57	KWPPII	3.9879	19.2106	Oversupply
6/19/2020 22:40	3:19	KWPPII	30.1110	19.2106	Oversupply
6/20/2020 2:01	0:05	KWPPII	0.0703	16.5371	Oversupply
6/20/2020 2:07	0:48	KWPPII	3.1041	17.2427	Oversupply
6/20/2020 3:36	0:01	KWPPII	0.0068	11.8477	Oversupply
6/20/2020 4:22	0:10	KWPPII	0.2385	6.4478	Oversupply
6/20/2020 4:41	0:06	KWPPII	0.1717	10.4566	Oversupply
6/20/2020 4:49	0:34	KWPPII	1.6285	9.3319	Oversupply
6/20/2020 5:35	0:03	KWPPII	0.0629	11.7120	Oversupply
6/20/2020 5:59	0:05	BS250	Data is not available	Data is not available	Oversupply
6/20/2020 6:00	0:04	KWPPII	0.0788	6.6504	Oversupply
6/20/2020 6:05	0:06	BS250	Data is not available	Data is not available	Oversupply
6/20/2020 6:05	0:06	KWPPII	0.2523	11.2280	Oversupply
6/20/2020 6:09	0:03	17-2	0.0003	0.0170	Oversupply
6/20/2020 6:35	0:33	BS250	Data is not available	Data is not available	Oversupply
6/20/2020 6:35	0:46	KWPPII	9.5400	18.6268	Oversupply
6/20/2020 6:36	0:06	SSA3	0.0147	0.1700	Oversupply
6/20/2020 6:37	0:06	SSA2	0.0059	0.0820	Oversupply
6/20/2020 6:38	0:44	17-2	0.0751	0.2170	Oversupply
6/20/2020 6:42	0:38	SSA3	0.2333	0.0240	Oversupply
6/20/2020 6:43	0:38	SSA2	0.0937	0.0160	Oversupply
6/20/2020 6:49	0:01	AWE	0.0058	16.3000	Oversupply
6/20/2020 6:52	0:07	AWE	0.0655	21.0000	Oversupply
6/20/2020 7:02	0:01	AWE	0.0019	21.0000	Oversupply
6/20/2020 7:04	0:02	AWE	0.0085	21.0000	Oversupply
6/20/2020 7:11	0:10	BS250	Data is not available	Data is not available	Oversupply
6/20/2020 7:23	1:23	BS250	Data is not available	Data is not available	Oversupply
6/20/2020 7:23	1:24	KWPPII	15.6567	18.9991	Oversupply
6/20/2020 7:28	1:18	SSA3	1.5040	0.6120	Oversupply
6/20/2020 7:28	1:18	SSA2	0.4716	0.1290	Oversupply
6/20/2020 7:29	1:19	17-2	0.2721	0.3700	Oversupply
6/20/2020 8:36	0:06	AWE	0.0536	15.6000	System Constraint
6/20/2020 8:49	5:32	BS250	Data is not available	Data is not available	Oversupply
6/20/2020 8:49	5:34	KWPPII	67.7184	17.5830	Oversupply
6/20/2020 9:04	5:18	SSA2	9.9123	1.0470	System Constraint
6/20/2020 9:04	5:18	SSA3	12.9896	1.8650	System Constraint
6/20/2020 9:05	5:58	17-2	3.7837	0.7500	System Constraint
6/20/2020 10:09	3:59	AWE	51.1704	21.0000	System Constraint
6/20/2020 10:45	0:01	SAG	Data is not available	Data is not available	Oversupply
6/20/2020 10:45	0:01	5A	Data is not available	Data is not available	Oversupply
6/20/2020 12:12	0:02	SAG	Data is not available	Data is not available	Oversupply
6/20/2020 12:12	0:02	5A	Data is not available	Data is not available	Oversupply
6/20/2020 12:26	0:01	SAG	Data is not available	Data is not available	Oversupply
6/20/2020 12:26	0:01	5A	Data is not available	Data is not available	Oversupply
6/20/2020 12:29	0:01	SAG	Data is not available	Data is not available	Oversupply
6/20/2020 12:29	0:01	5A	Data is not available	Data is not available	Oversupply
6/20/2020 12:43	0:01	SAG	Data is not available	Data is not available	Oversupply
6/20/2020 12:43	0:01	5A	Data is not available	Data is not available	Oversupply
6/20/2020 12:44	0:01	KWP	0.0018	18.6462	Oversupply
6/20/2020 14:13	0:01	AWE	0.0017	21.0000	Oversupply
6/20/2020 14:22	0:01	SSA3	0.0184	0.0560	Oversupply
6/20/2020 14:22	0:01	SSA2	0.0388	0.2280	Oversupply
6/20/2020 14:23	0:01	SSA3	0.0192	0.2130	Oversupply
6/20/2020 14:23	0:01	SSA2	0.0388	0.7400	Oversupply
6/20/2020 14:23	0:01	SSA3	0.0188	0.3400	Oversupply
6/20/2020 14:24	0:01	SSA2	0.0388	1.0100	Oversupply
6/20/2020 14:24	0:01	SSA3	0.0188	0.3750	Oversupply
6/20/2020 14:25	0:05	BS250	Data is not available	Data is not available	Oversupply
6/20/2020 14:25	0:01	KWPPII	0.0008	1.8861	Oversupply
6/20/2020 14:25	0:04	SSA2	0.1941	0.0750	Oversupply
6/20/2020 14:25	0:05	SSA3	0.1122	0.0070	Oversupply
6/20/2020 14:27	0:03	KWPPII	0.0501	1.6576	Oversupply
6/20/2020 14:29	0:01	SSA2	0.0360	-0.0030	Oversupply
6/20/2020 14:29	0:01	SSA3	0.0035	0.0560	Oversupply
6/20/2020 14:30	0:01	SSA2	0.0122	-0.0030	Oversupply
6/20/2020 14:30	0:01	SSA3	0.0164	0.1520	Oversupply



Maui Curtailment Report

June 2020

Start Date and Time	Duration (minutes)	IPP Curtailed	Estimated Curtailed MWH	Peak MW Curtailed	Reasons for Curtailment
6/20/2020 14:31	0:01	SSA2	0.0122	-0.0030	Oversupply
6/20/2020 14:31	0:01	SSA3	0.0160	0.2310	Oversupply
6/20/2020 14:32	0:01	SSA2	0.0122	0.1900	Oversupply
6/20/2020 14:32	0:01	SSA3	0.0157	0.5500	Oversupply
6/20/2020 14:33	0:01	SSA3	0.0164	1.3230	Oversupply
6/20/2020 14:33	0:01	SSA2	0.0122	0.6490	Oversupply
6/20/2020 14:34	0:01	SSA2	0.0120	0.7540	Oversupply
6/20/2020 14:35	0:01	SSA3	0.0160	2.8120	Oversupply
6/20/2020 14:35	0:01	SSA2	0.0122	0.7560	Oversupply
6/20/2020 14:36	0:01	SSA3	0.0160	2.8530	Oversupply
6/20/2020 14:36	0:01	SSA2	0.0122	0.8070	Oversupply
6/20/2020 14:39	0:01	SSA2	0.0122	1.2830	Oversupply
6/20/2020 14:39	0:01	SSA3	0.0157	2.8870	Oversupply
6/20/2020 14:40	0:01	SSA3	0.0157	1.5760	Oversupply
6/20/2020 14:41	0:01	SSA3	0.0164	0.0630	Oversupply
6/20/2020 14:41	0:01	SSA2	0.0122	0.3980	Oversupply
6/20/2020 14:42	0:01	SSA3	0.0157	0.9390	Oversupply
6/20/2020 14:42	0:01	SSA2	0.0122	0.2100	Oversupply
6/20/2020 14:42	0:01	SSA3	0.0157	0.9110	Oversupply
6/20/2020 14:43	0:01	SSA2	0.0122	0.4480	Oversupply
6/20/2020 14:43	0:01	SSA3	0.0160	0.2620	Oversupply
6/20/2020 14:44	0:01	SSA2	0.0125	0.2920	Oversupply
6/20/2020 14:44	0:01	SSA3	0.0187	0.7590	Oversupply
6/20/2020 14:45	0:01	SSA2	0.0300	0.3020	Oversupply
6/20/2020 14:45	0:01	SSA3	0.0239	1.0220	Oversupply
6/20/2020 14:45	0:01	SSA2	0.0300	0.4780	Oversupply
6/20/2020 14:45	0:01	SSA3	0.0229	0.2080	Oversupply
6/20/2020 14:46	0:01	SSA3	0.0244	0.4380	Oversupply
6/20/2020 14:46	0:01	SSA2	0.0300	0.2390	Oversupply
6/20/2020 14:47	0:01	SSA3	0.0234	1.8650	Oversupply
6/20/2020 14:47	0:01	SSA2	0.0300	0.8630	Oversupply
6/20/2020 14:48	0:01	SSA3	0.0239	1.4140	Oversupply
6/20/2020 14:48	0:01	SSA2	0.0300	0.0780	Oversupply
6/20/2020 14:49	0:01	SSA3	0.0239	0.5680	Oversupply
6/20/2020 14:49	0:01	SSA2	0.0300	0.9940	Oversupply
6/20/2020 14:49	0:01	SSA3	0.0239	0.2750	Oversupply
6/20/2020 14:50	0:04	BS250	Data is not available	Data is not available	Oversupply
6/20/2020 14:50	0:04	SSA2	0.1500	0.0210	Oversupply
6/20/2020 14:50	0:04	SSA3	0.1155	0.0260	Oversupply
6/20/2020 14:51	0:04	KWPPII	0.0456	4.4978	Oversupply
6/20/2020 14:54	0:01	SSA3	0.0234	0.0260	Oversupply
6/20/2020 14:54	0:01	SSA2	0.0288	-0.0030	Oversupply
6/20/2020 14:55	0:01	SSA3	0.0239	0.1030	Oversupply
6/20/2020 14:55	0:01	SSA2	0.0300	-0.0030	Oversupply
6/20/2020 14:55	0:01	SSA3	0.0234	0.1230	Oversupply
6/20/2020 14:56	0:01	SSA2	0.0300	0.1230	Oversupply
6/20/2020 14:56	0:01	SSA3	0.0234	0.3330	Oversupply
6/20/2020 14:57	0:01	SSA2	0.0300	0.4830	Oversupply
6/20/2020 14:58	0:01	SSA2	0.0300	0.8720	Oversupply
6/20/2020 14:58	0:01	SSA3	0.0229	1.2180	Oversupply
6/20/2020 14:58	0:01	SSA2	0.0300	1.3920	Oversupply
6/20/2020 14:59	0:01	SSA3	0.0234	1.9210	Oversupply
6/20/2020 19:00	0:01	KWPPII	0.0004	0.0659	Oversupply
6/20/2020 21:18	0:01	KWPPII	0.0025	0.1497	Oversupply
6/21/2020 3:37	0:05	KWPPII	0.0818	3.0967	Oversupply
6/21/2020 3:51	0:04	KWPPII	0.0544	1.6546	Oversupply
6/21/2020 4:20	0:01	KWPPII	0.0015	6.4668	Oversupply
6/21/2020 4:44	0:16	KWPPII	0.5220	14.2688	Oversupply
6/21/2020 5:04	0:22	KWPPII	1.4161	14.2398	Oversupply
6/21/2020 5:28	0:41	KWPPII	3.5903	14.8905	Oversupply
6/21/2020 5:44	0:25	BS250	Data is not available	Data is not available	Oversupply
6/21/2020 6:40	0:10	SSA2	0.0115	0.2210	Oversupply
6/21/2020 6:40	0:10	SSA3	0.0204	0.2460	Oversupply
6/21/2020 6:41	0:09	BS250	Data is not available	Data is not available	Oversupply
6/21/2020 6:41	0:10	KWPPII	0.7669	12.5543	Oversupply
6/21/2020 6:42	0:10	17-2	0.0054	0.0480	Oversupply
6/21/2020 6:50	0:01	SSA2	0.0011	0.0250	Oversupply
6/21/2020 6:50	0:01	SSA3	0.0017	0.1090	Oversupply
6/21/2020 8:34	6:54	17-2	4.0138	0.7500	Oversupply
6/21/2020 8:34	0:01	SSA3	0.0118	1.1420	Oversupply
6/21/2020 8:35	0:01	SSA3	0.0118	1.1740	Oversupply
6/21/2020 8:36	0:01	SSA2	0.0078	0.4590	Oversupply
6/21/2020 8:36	0:31	SSA3	0.6758	0.1880	Oversupply
6/21/2020 8:37	0:30	BS250	Data is not available	Data is not available	Oversupply
6/21/2020 8:37	0:30	SSA2	0.5825	0.0190	Oversupply



Maui Curtailment Report

June 2020

Start Date and Time	Duration (minutes)	IPP Curtailed	Estimated Curtailed MWH	Peak MW Curtailed	Reasons for Curtailment
6/21/2020 8:38	0:30	KWP11	2.3820	8.1992	Oversupply
6/21/2020 8:42	0:15	AWE	0.5377	21.0000	Oversupply
6/21/2020 9:07	0:01	SSA2	0.0228	0.1600	Oversupply
6/21/2020 9:07	0:01	SSA3	0.0178	0.2290	Oversupply
6/21/2020 9:08	0:01	SSA2	0.0228	0.4020	Oversupply
6/21/2020 9:08	0:01	SSA3	0.0178	1.2320	Oversupply
6/21/2020 9:09	0:01	SSA3	0.0178	1.2970	Oversupply
6/21/2020 9:09	0:01	SSA2	0.0228	0.6680	Oversupply
6/21/2020 9:09	0:02	SSA3	0.0359	1.6350	Oversupply
6/21/2020 9:09	0:02	SSA2	0.0455	0.3840	Oversupply
6/21/2020 9:10	0:02	BS250	Data is not available	Data is not available	Oversupply
6/21/2020 9:10	0:02	KWP11	0.0234	2.8561	Oversupply
6/21/2020 9:11	0:01	SSA3	0.0178	0.0150	Oversupply
6/21/2020 9:11	0:01	SSA2	0.0228	0.0280	Oversupply
6/21/2020 9:12	0:01	SSA3	0.0174	0.2630	Oversupply
6/21/2020 9:12	0:01	SSA2	0.0228	0.2240	Oversupply
6/21/2020 9:12	0:01	SSA3	0.0174	0.3500	Oversupply
6/21/2020 9:13	0:01	SSA2	0.0228	0.4270	Oversupply
6/21/2020 9:13	0:01	SSA3	0.0181	0.2790	Oversupply
6/21/2020 9:14	0:01	SSA2	0.0227	0.0550	Oversupply
6/21/2020 9:14	0:01	SSA3	0.0180	0.0110	Oversupply
6/21/2020 9:15	0:01	SSA2	0.0232	0.0200	Oversupply
6/21/2020 9:15	0:01	SSA3	0.0193	0.0100	Oversupply
6/21/2020 9:15	0:06	SSA3	0.1522	0.1210	Oversupply
6/21/2020 9:16	0:06	BS250	Data is not available	Data is not available	Oversupply
6/21/2020 9:16	0:06	SSA2	0.1618	0.1420	Oversupply
6/21/2020 9:17	0:06	KWP11	0.1275	3.2074	Oversupply
6/21/2020 9:22	0:01	SSA2	0.0228	0.0020	Oversupply
6/21/2020 9:22	0:01	SSA3	0.0189	0.0050	Oversupply
6/21/2020 9:22	0:01	SSA2	0.0232	0.1810	Oversupply
6/21/2020 9:22	0:01	SSA3	0.0185	0.2140	Oversupply
6/21/2020 9:23	0:01	SSA3	0.0189	0.4170	Oversupply
6/21/2020 9:23	0:01	SSA2	0.0232	0.4120	Oversupply
6/21/2020 9:24	0:01	SSA3	0.0189	0.6420	Oversupply
6/21/2020 9:24	0:01	SSA2	0.0232	0.7240	Oversupply
6/21/2020 9:25	0:01	SSA3	0.0185	0.9510	Oversupply
6/21/2020 9:25	0:01	SSA2	0.0232	0.6460	Oversupply
6/21/2020 9:25	0:01	SSA3	0.0189	1.2900	Oversupply
6/21/2020 9:26	0:01	SSA2	0.0232	0.3420	Oversupply
6/21/2020 9:26	1:36	SSA3	3.4985	0.0870	Oversupply
6/21/2020 9:27	1:36	BS250	Data is not available	Data is not available	Oversupply
6/21/2020 9:27	1:35	SSA2	2.2427	0.0160	Oversupply
6/21/2020 9:28	1:35	KWP11	7.3022	9.3528	Oversupply
6/21/2020 9:30	0:14	AWE	0.6306	16.5000	Oversupply
6/21/2020 9:45	1:12	AWE	5.5990	20.7000	Oversupply
6/21/2020 11:02	0:01	SSA2	0.0189	-0.0010	Oversupply
6/21/2020 11:02	0:01	SSA3	0.0301	0.1900	Oversupply
6/21/2020 11:03	0:01	SSA2	0.0189	0.1170	Oversupply
6/21/2020 11:03	0:01	SSA3	0.0294	0.6710	Oversupply
6/21/2020 11:04	0:01	SSA2	0.0189	0.2300	Oversupply
6/21/2020 11:04	0:01	SSA3	0.0301	1.3000	Oversupply
6/21/2020 11:04	0:03	SSA2	0.0566	0.2870	Oversupply
6/21/2020 11:04	0:02	SSA3	0.0909	0.4820	Oversupply
6/21/2020 11:05	0:03	BS250	Data is not available	Data is not available	Oversupply
6/21/2020 11:06	0:02	KWP11	0.0283	2.9999	Oversupply
6/21/2020 11:07	0:01	SSA3	0.0307	0.0210	Oversupply
6/21/2020 11:07	0:01	SSA2	0.0189	0.0000	Oversupply
6/21/2020 11:08	0:01	SSA3	0.0294	0.0980	Oversupply
6/21/2020 11:08	0:01	SSA2	0.0189	0.1090	Oversupply
6/21/2020 11:08	0:01	SSA3	0.0307	0.1300	Oversupply
6/21/2020 11:09	0:01	SSA2	0.0181	0.1220	Oversupply
6/21/2020 11:09	0:01	SSA3	0.0294	0.1210	Oversupply
6/21/2020 11:10	0:01	SSA2	0.0189	0.1450	Oversupply
6/21/2020 11:10	0:01	SSA3	0.0301	0.1200	Oversupply
6/21/2020 11:10	0:01	SSA2	0.0189	0.1410	Oversupply
6/21/2020 11:11	0:01	SSA3	0.0301	0.1210	Oversupply
6/21/2020 11:11	0:01	SSA2	0.0189	0.2220	Oversupply
6/21/2020 11:11	0:01	SSA3	0.0301	0.3560	Oversupply
6/21/2020 11:12	0:01	SSA3	0.0301	0.6960	Oversupply
6/21/2020 11:12	0:01	SSA2	0.0189	0.6550	Oversupply
6/21/2020 11:13	0:01	SSA3	0.0294	1.1000	Oversupply
6/21/2020 11:13	0:01	SSA2	0.0189	1.0100	Oversupply
6/21/2020 11:14	0:01	SSA3	0.0301	1.9240	Oversupply
6/21/2020 11:14	0:01	SSA2	0.0183	0.1840	Oversupply
6/21/2020 11:14	0:01	SSA3	0.0292	0.3060	Oversupply



Maui Curtailment Report

June 2020

Start Date and Time	Duration (minutes)	IPP Curtailed	Estimated Curtailed MWH	Peak MW Curtailed	Reasons for Curtailment
6/21/2020 11:15	0:03	SSA2	0.0521	0.3080	Oversupply
6/21/2020 11:15	0:02	SSA3	0.0628	0.0350	Oversupply
6/21/2020 11:16	0:02	BS250	Data is not available	Data is not available	Oversupply
6/21/2020 11:16	0:02	KWPPII	0.0115	0.7964	Oversupply
6/21/2020 11:17	0:01	SSA3	0.0314	0.0040	Oversupply
6/21/2020 11:17	0:01	SSA2	0.0174	0.0430	Oversupply
6/21/2020 11:18	0:01	SSA3	0.0307	0.0780	Oversupply
6/21/2020 11:18	0:01	SSA2	0.0174	0.0150	Oversupply
6/21/2020 11:18	0:01	SSA3	0.0300	0.0150	Oversupply
6/21/2020 11:19	0:01	SSA3	0.0307	0.1180	Oversupply
6/21/2020 11:19	0:01	SSA2	0.0174	0.1110	Oversupply
6/21/2020 11:20	0:01	SSA3	0.0307	0.1240	Oversupply
6/21/2020 11:20	0:01	SSA2	0.0174	0.1780	Oversupply
6/21/2020 11:21	0:01	SSA3	0.0314	0.1620	Oversupply
6/21/2020 11:21	0:02	SSA2	0.0347	0.1100	Oversupply
6/21/2020 11:21	0:01	SSA3	0.0300	0.3650	Oversupply
6/21/2020 11:22	0:01	SSA3	0.0321	0.6760	Oversupply
6/21/2020 11:23	0:01	SSA2	0.0174	0.5140	Oversupply
6/21/2020 11:23	0:01	SSA3	0.0307	1.2210	Oversupply
6/21/2020 11:23	0:01	SSA2	0.0174	0.6190	Oversupply
6/21/2020 11:24	0:01	SSA3	0.0314	1.1020	Oversupply
6/21/2020 11:24	0:01	SSA2	0.0174	0.4080	Oversupply
6/21/2020 11:24	0:01	SSA3	0.0307	0.7070	Oversupply
6/21/2020 11:25	0:01	SSA2	0.0174	0.4180	Oversupply
6/21/2020 11:25	0:01	SSA3	0.0314	0.5730	Oversupply
6/21/2020 11:26	0:01	SSA3	0.0300	0.2800	Oversupply
6/21/2020 11:26	0:01	SSA2	0.0174	0.4780	Oversupply
6/21/2020 11:27	0:01	SSA3	0.0307	0.6170	Oversupply
6/21/2020 11:27	0:01	SSA2	0.0174	0.5530	Oversupply
6/21/2020 11:28	0:01	SSA3	0.0314	1.0640	Oversupply
6/21/2020 11:28	0:01	SSA2	0.0174	0.3660	Oversupply
6/21/2020 11:28	0:01	SSA3	0.0314	0.9310	Oversupply
6/21/2020 11:29	0:01	SSA2	0.0171	0.3090	Oversupply
6/21/2020 11:29	0:01	SSA3	0.0323	0.6550	Oversupply
6/21/2020 11:30	0:01	SSA2	0.0206	1.1010	Oversupply
6/21/2020 11:30	0:01	SSA3	0.0360	0.7140	Oversupply
6/21/2020 11:30	3:46	SSA2	8.8271	0.1450	Oversupply
6/21/2020 11:31	3:46	BS250	Data is not available	Data is not available	Oversupply
6/21/2020 11:31	3:46	SSA3	7.2103	0.3170	Oversupply
6/21/2020 11:33	3:32	KWPPII	20.3663	11.2350	Oversupply
6/21/2020 11:34	0:04	AWE	0.0146	21.0000	Oversupply
6/21/2020 11:43	0:01	AWE	0.0179	19.4000	Oversupply
6/21/2020 11:45	0:59	AWE	5.3769	20.6000	Oversupply
6/21/2020 12:46	0:01	AWE	0.0016	19.3000	Oversupply
6/21/2020 12:48	0:02	AWE	0.0361	18.6000	Oversupply
6/21/2020 12:55	0:03	AWE	0.0709	20.5000	Oversupply
6/21/2020 13:01	0:07	AWE	0.0910	20.4000	Oversupply
6/21/2020 13:11	0:07	AWE	0.0760	19.8000	Oversupply
6/21/2020 13:23	0:05	AWE	0.0489	19.8000	Oversupply
6/21/2020 13:29	1:22	AWE	8.3174	20.0000	Oversupply
6/21/2020 14:52	0:01	AWE	0.0007	19.9000	Oversupply
6/21/2020 14:55	0:04	AWE	0.0492	20.9000	Oversupply
6/21/2020 15:02	0:08	AWE	0.1157	21.0000	Oversupply
6/21/2020 15:07	0:11	KWPPII	0.1107	1.3143	Oversupply
6/21/2020 15:13	0:02	AWE	0.0155	21.0000	Oversupply
6/21/2020 15:16	0:01	SSA2	0.0238	0.0000	Oversupply
6/21/2020 15:16	0:01	SSA3	0.0104	0.0160	Oversupply
6/21/2020 15:17	0:01	SSA3	0.0106	0.4870	Oversupply
6/21/2020 15:17	0:01	SSA2	0.0238	0.1200	Oversupply
6/21/2020 15:18	0:01	SSA3	0.0106	0.8730	Oversupply
6/21/2020 15:18	0:01	SSA2	0.0238	0.1250	Oversupply
6/21/2020 15:19	0:01	SSA3	0.0104	1.0670	Oversupply
6/21/2020 15:19	0:01	SSA2	0.0238	0.1200	Oversupply
6/21/2020 15:19	0:01	SSA3	0.0106	1.0860	Oversupply
6/21/2020 15:20	0:01	SSA2	0.0233	0.1170	Oversupply
6/21/2020 15:20	0:01	SSA3	0.0106	1.5250	Oversupply
6/21/2020 15:21	0:02	SSA2	0.0475	0.1240	Oversupply
6/21/2020 15:21	0:01	SSA3	0.0104	1.6590	Oversupply
6/21/2020 15:22	0:01	SSA3	0.0104	1.8340	Oversupply
6/21/2020 15:22	0:01	SSA2	0.0238	0.5950	Oversupply
6/21/2020 15:22	0:01	SSA3	0.0109	1.6110	Oversupply
6/21/2020 15:23	0:01	SSA2	0.0238	1.0780	Oversupply
6/21/2020 15:23	0:01	SSA3	0.0106	2.1200	Oversupply
6/21/2020 15:24	0:01	SSA3	0.0104	2.0600	Oversupply
6/21/2020 15:24	0:01	SSA2	0.0238	2.1340	Oversupply



Maui Curtailment Report

June 2020

Start Date and Time	Duration (minutes)	IPP Curtailed	Estimated Curtailed MWH	Peak MW Curtailed	Reasons for Curtailment
6/21/2020 15:25	0:01	SSA2	0.0242	2.6260	Oversupply
6/21/2020 15:25	0:01	SSA3	0.0106	1.3360	Oversupply
6/22/2020 0:27	0:01	KWPPII	0.0057	2.3861	Oversupply
6/22/2020 1:11	0:31	KWPPII	3.2825	14.1989	Oversupply
6/22/2020 1:46	0:05	KWPPII	0.1260	14.8316	Oversupply
6/22/2020 2:00	2:05	KWPPII	12.5002	16.0661	Oversupply
6/22/2020 4:31	2:08	KWPPII	18.8383	17.7137	Oversupply
6/22/2020 5:44	0:55	BS250	Data is not available	Data is not available	Oversupply
6/22/2020 5:58	0:41	SSA3	0.0640	0.0180	Oversupply
6/22/2020 5:59	0:39	SSA2	0.0469	-0.0020	Oversupply
6/22/2020 6:18	0:22	17-2	0.0068	0.0430	Oversupply
6/22/2020 6:28	0:08	AWE	0.1030	21.0000	Oversupply
6/22/2020 6:41	4:06	BS250	Data is not available	Data is not available	Oversupply
6/22/2020 6:41	4:05	SSA3	6.2134	0.2080	Oversupply
6/22/2020 6:41	4:06	SSA2	5.2317	0.0060	Oversupply
6/22/2020 6:42	4:05	KWPPII	58.5417	19.2017	Oversupply
6/22/2020 6:42	4:33	17-2	2.3347	0.7500	Oversupply
6/22/2020 8:13	0:04	AWE	0.0379	18.6000	Oversupply
6/22/2020 8:19	0:01	AWE	0.0231	19.4000	Oversupply
6/22/2020 8:21	0:32	AWE	1.1454	20.5000	Oversupply
6/22/2020 8:54	1:47	AWE	11.0940	21.0000	Oversupply
6/22/2020 10:46	0:01	SSA3	0.0356	0.0250	Oversupply
6/22/2020 10:46	0:01	SSA2	0.0339	0.0770	Oversupply
6/22/2020 10:47	0:01	SSA3	0.0341	0.2730	Oversupply
6/22/2020 10:47	0:10	SSA2	0.4067	0.0740	Oversupply
6/22/2020 10:48	0:10	BS250	Data is not available	Data is not available	Oversupply
6/22/2020 10:48	0:01	SSA3	0.0349	0.0460	Oversupply
6/22/2020 10:48	0:09	SSA3	0.4199	0.0050	Oversupply
6/22/2020 10:49	0:09	KWPPII	0.2915	4.0228	Oversupply
6/22/2020 10:58	0:01	SSA3	0.0356	-0.0010	Oversupply
6/22/2020 10:58	0:01	SSA2	0.0339	0.0120	Oversupply
6/22/2020 10:58	0:01	SSA3	0.0341	0.1140	Oversupply
6/22/2020 10:59	0:01	SSA2	0.0339	0.0240	Oversupply
6/22/2020 10:59	0:01	SSA3	0.0249	0.1240	Oversupply
6/22/2020 10:59	0:01	SSA2	0.0239	0.0510	Oversupply
6/22/2020 11:00	0:01	SSA3	0.0191	0.0950	Oversupply
6/22/2020 11:00	0:01	SSA2	0.0104	0.2140	Oversupply
6/22/2020 11:01	0:01	SSA3	0.0183	0.1910	Oversupply
6/22/2020 11:01	0:01	SSA2	0.0104	0.4270	Oversupply
6/22/2020 11:01	0:01	SSA3	0.0187	0.6340	Oversupply
6/22/2020 11:02	0:01	SSA2	0.0104	0.5920	Oversupply
6/22/2020 11:02	0:01	SSA3	0.0183	0.9800	Oversupply
6/22/2020 11:03	0:01	SSA2	0.0104	0.1430	Oversupply
6/22/2020 11:03	0:01	SSA3	0.0191	0.6410	Oversupply
6/22/2020 11:04	0:01	SSA3	0.0191	1.0580	Oversupply
6/22/2020 11:04	0:01	SSA2	0.0104	0.3930	Oversupply
6/22/2020 11:05	0:01	SSA3	0.0183	1.4500	Oversupply
6/22/2020 11:05	0:01	SSA2	0.0100	0.9260	Oversupply
6/22/2020 11:05	0:01	SSA3	0.0187	0.5860	Oversupply
6/22/2020 11:05	0:01	SSA2	0.0104	0.3280	Oversupply
6/22/2020 11:06	0:01	SSA3	0.0191	0.9930	Oversupply
6/22/2020 11:06	0:01	SSA2	0.0104	0.7020	Oversupply
6/22/2020 11:07	0:01	SSA3	0.0187	1.3140	Oversupply
6/22/2020 11:07	0:02	SSA2	0.0209	0.7840	Oversupply
6/22/2020 11:08	0:01	SSA3	0.0187	1.6580	Oversupply
6/22/2020 11:08	0:01	SSA3	0.0187	1.4430	Oversupply
6/22/2020 11:09	0:01	SSA2	0.0104	0.9750	Oversupply
6/22/2020 11:09	0:01	SSA3	0.0191	1.7020	Oversupply
6/22/2020 11:10	0:01	SSA2	0.0104	0.9230	Oversupply
6/22/2020 11:10	0:01	SSA3	0.0187	1.9670	Oversupply
6/22/2020 11:11	0:01	SSA2	0.0104	1.4350	Oversupply
6/22/2020 11:11	0:01	SSA3	0.0187	1.0010	Oversupply
6/22/2020 11:11	0:01	SSA3	0.0183	2.3130	Oversupply
6/22/2020 11:16	0:27	17-2	0.2793	0.7500	Oversupply
6/22/2020 11:16	0:01	SSA3	0.0142	2.7750	Oversupply
6/22/2020 11:18	0:01	SSA3	0.0145	0.2110	Oversupply
6/22/2020 11:18	0:01	SSA2	0.0162	2.2850	Oversupply
6/22/2020 11:18	0:01	SSA3	0.0142	0.3410	Oversupply
6/22/2020 11:19	0:01	SSA3	0.0142	1.4030	Oversupply
6/22/2020 11:20	0:01	SSA3	0.0145	2.6550	Oversupply
6/22/2020 11:20	0:01	SSA2	0.0162	1.5070	Oversupply
6/22/2020 11:21	0:01	SSA3	0.0142	2.1060	Oversupply
6/22/2020 11:21	0:01	SSA2	0.0162	2.3060	Oversupply
6/22/2020 11:21	0:01	SSA3	0.0145	2.1670	Oversupply
6/22/2020 11:22	0:01	SSA2	0.0162	2.0050	Oversupply



Maui Curtailment Report

June 2020

Start Date and Time	Duration (minutes)	IPP Curtailed	Estimated Curtailed MWH	Peak MW Curtailed	Reasons for Curtailment
6/22/2020 11:22	0:01	SSA3	0.0145	2.0890	Oversupply
6/22/2020 11:23	0:01	SSA2	0.0162	1.8960	Oversupply
6/22/2020 11:23	0:01	SSA3	0.0149	2.1130	Oversupply
6/22/2020 11:24	0:01	SSA2	0.0162	1.3780	Oversupply
6/22/2020 11:24	0:01	SSA3	0.0145	1.4520	Oversupply
6/22/2020 11:24	0:01	SSA3	0.0149	1.1330	Oversupply
6/22/2020 11:25	0:01	SSA2	0.0162	1.0550	Oversupply
6/22/2020 11:25	0:01	SSA3	0.0145	1.5660	Oversupply
6/22/2020 11:25	0:01	SSA2	0.0162	1.6150	Oversupply
6/22/2020 11:26	0:01	SSA3	0.0145	1.8450	Oversupply
6/22/2020 11:26	0:02	SSA2	0.0324	0.9610	Oversupply
6/22/2020 11:27	0:01	SSA3	0.0145	1.4830	Oversupply
6/22/2020 11:28	0:01	SSA3	0.0145	2.0970	Oversupply
6/22/2020 11:28	0:01	SSA2	0.0159	0.7870	Oversupply
6/22/2020 11:28	0:01	SSA3	0.0149	0.6100	Oversupply
6/22/2020 11:29	0:01	SSA2	0.0174	1.3580	Oversupply
6/22/2020 11:29	0:01	SSA3	0.0152	1.5920	Oversupply
6/22/2020 11:30	0:01	SSA2	0.0215	1.6720	Oversupply
6/22/2020 11:30	0:01	SSA3	0.0160	1.6770	Oversupply
6/22/2020 11:31	0:01	SSA2	0.0215	1.2960	Oversupply
6/22/2020 11:31	0:01	SSA3	0.0163	1.0360	Oversupply
6/22/2020 11:31	0:01	SSA3	0.0163	1.0440	Oversupply
6/22/2020 11:31	0:01	SSA2	0.0215	0.5630	Oversupply
6/22/2020 11:32	0:01	SSA3	0.0163	0.8790	Oversupply
6/22/2020 11:32	0:01	SSA2	0.0215	0.8600	Oversupply
6/22/2020 11:33	0:01	SSA3	0.0163	0.8950	Oversupply
6/22/2020 11:33	0:01	SSA2	0.0215	0.6570	Oversupply
6/22/2020 11:34	0:01	SSA3	0.0160	0.9840	Oversupply
6/22/2020 11:34	0:01	SSA2	0.0215	0.4850	Oversupply
6/22/2020 11:35	0:01	SSA3	0.0160	0.0830	Oversupply
6/22/2020 11:35	0:01	SSA2	0.0211	0.4170	Oversupply
6/22/2020 11:35	0:01	SSA3	0.0163	0.6150	Oversupply
6/22/2020 11:36	0:01	SSA2	0.0215	0.9360	Oversupply
6/22/2020 11:36	0:01	SSA3	0.0156	0.9650	Oversupply
6/22/2020 11:37	0:01	SSA2	0.0215	0.6590	Oversupply
6/22/2020 11:37	0:01	SSA3	0.0156	0.6850	Oversupply
6/22/2020 11:38	0:01	SSA2	0.0215	1.1100	Oversupply
6/22/2020 11:38	0:01	SSA3	0.0163	1.3330	Oversupply
6/22/2020 11:38	0:01	SSA3	0.0156	1.2940	Oversupply
6/22/2020 11:38	0:01	SSA2	0.0215	2.0680	Oversupply
6/22/2020 11:40	0:01	SSA3	0.0160	2.6150	Oversupply
6/22/2020 11:41	0:01	SSA3	0.0163	2.8290	Oversupply
6/22/2020 11:41	0:01	SSA2	0.0215	2.3050	Oversupply
6/22/2020 11:41	0:01	SSA3	0.0156	2.8350	Oversupply
6/22/2020 11:43	0:01	SSA3	0.0160	2.8640	Oversupply
6/22/2020 11:44	0:01	17-2	0.0004	0.7500	Oversupply
6/22/2020 11:44	0:01	SSA3	0.0160	2.8440	Oversupply
6/22/2020 11:48	0:01	17-2	0.0072	0.7500	Oversupply
6/22/2020 11:50	0:04	17-2	0.0007	0.7500	Oversupply
6/22/2020 11:54	0:01	SSA3	0.0004	2.9090	Oversupply
6/22/2020 11:55	0:01	17-2	0.0082	0.7500	Oversupply
6/22/2020 12:00	0:01	17-2	0.0002	0.7500	Oversupply
6/22/2020 12:01	0:01	SSA3	0.0021	2.8080	Oversupply
6/22/2020 12:02	0:01	SSA3	0.0022	2.5150	Oversupply
6/22/2020 12:03	0:02	17-2	0.0249	0.7500	Oversupply
6/22/2020 12:03	0:01	SSA2	0.0043	0.9280	Oversupply
6/22/2020 12:03	0:01	SSA3	0.0022	1.9140	Oversupply
6/22/2020 12:06	0:04	17-2	0.0230	0.7500	Oversupply
6/22/2020 12:07	0:01	SSA3	0.0021	2.9020	Oversupply
6/22/2020 12:12	0:29	17-2	0.3109	0.7500	Oversupply
6/22/2020 12:14	0:01	SSA3	0.0081	2.8830	Oversupply
6/22/2020 12:15	0:01	SSA2	0.0140	2.9120	Oversupply
6/22/2020 12:15	0:01	SSA3	0.0093	2.3920	Oversupply
6/22/2020 12:16	0:01	SSA2	0.0140	2.3880	Oversupply
6/22/2020 12:16	0:01	SSA3	0.0097	2.2120	Oversupply
6/22/2020 12:16	0:01	SSA2	0.0140	2.1640	Oversupply
6/22/2020 12:17	0:01	SSA3	0.0093	2.6020	Oversupply
6/22/2020 12:17	0:01	SSA2	0.0140	2.0960	Oversupply
6/22/2020 12:17	0:01	SSA3	0.0093	2.8710	Oversupply
6/22/2020 12:18	0:01	SSA2	0.0140	2.3500	Oversupply
6/22/2020 12:18	0:01	SSA3	0.0095	2.4920	Oversupply
6/22/2020 12:19	0:01	SSA3	0.0093	1.9800	Oversupply
6/22/2020 12:19	0:01	SSA2	0.0140	1.6770	Oversupply
6/22/2020 12:20	0:01	SSA3	0.0093	1.3720	Oversupply
6/22/2020 12:20	0:01	SSA2	0.0140	2.0570	Oversupply



Maui Curtailment Report

June 2020

Start Date and Time	Duration (minutes)	IPP Curtailed	Estimated Curtailed MWH	Peak MW Curtailed	Reasons for Curtailment
6/22/2020 12:21	0:01	SSA3	0.0093	2.4900	Oversupply
6/22/2020 12:21	0:01	SSA2	0.0140	1.7030	Oversupply
6/22/2020 12:21	0:01	SSA3	0.0095	1.8800	Oversupply
6/22/2020 12:22	0:01	SSA2	0.0140	1.8180	Oversupply
6/22/2020 12:22	0:01	SSA3	0.0091	1.8600	Oversupply
6/22/2020 12:23	0:01	SSA2	0.0140	1.3250	Oversupply
6/22/2020 12:23	0:01	SSA3	0.0091	1.4100	Oversupply
6/22/2020 12:23	0:01	SSA2	0.0140	1.2440	Oversupply
6/22/2020 12:24	0:01	SSA3	0.0095	1.6060	Oversupply
6/22/2020 12:24	0:01	SSA2	0.0140	2.0430	Oversupply
6/22/2020 12:24	0:01	SSA3	0.0093	1.7810	Oversupply
6/22/2020 12:25	0:01	SSA2	0.0134	2.3690	Oversupply
6/22/2020 12:25	0:01	SSA3	0.0093	1.9810	Oversupply
6/22/2020 12:26	0:01	SSA3	0.0093	2.2090	Oversupply
6/22/2020 12:26	0:01	SSA2	0.0140	2.2860	Oversupply
6/22/2020 12:27	0:01	SSA3	0.0097	2.2390	Oversupply
6/22/2020 12:27	0:01	SSA2	0.0140	1.1560	Oversupply
6/22/2020 12:27	0:01	SSA3	0.0091	2.0150	Oversupply
6/22/2020 12:28	0:01	SSA2	0.0140	1.6630	Oversupply
6/22/2020 12:28	0:01	SSA3	0.0091	2.1140	Oversupply
6/22/2020 12:29	0:01	SSA2	0.0140	1.7510	Oversupply
6/22/2020 12:29	0:01	SSA3	0.0104	1.4140	Oversupply
6/22/2020 12:29	0:01	SSA2	0.0166	0.8720	Oversupply
6/22/2020 12:30	0:01	SSA3	0.0138	1.1800	Oversupply
6/22/2020 12:30	0:01	SSA2	0.0168	1.8850	Oversupply
6/22/2020 12:31	0:01	SSA3	0.0135	2.1610	Oversupply
6/22/2020 12:32	0:01	SSA3	0.0135	2.6190	Oversupply
6/22/2020 12:33	0:01	SSA3	0.0135	2.3340	Oversupply
6/22/2020 12:33	0:01	SSA2	0.0168	1.6870	Oversupply
6/22/2020 12:34	0:01	SSA2	0.0168	2.7240	Oversupply
6/22/2020 12:34	0:01	SSA3	0.0132	2.9230	Oversupply
6/22/2020 12:35	0:01	SSA2	0.0168	1.1810	Oversupply
6/22/2020 12:35	0:01	SSA3	0.0132	1.8160	Oversupply
6/22/2020 12:36	0:01	SSA2	0.0168	0.9880	Oversupply
6/22/2020 12:36	0:01	SSA3	0.0135	0.9950	Oversupply
6/22/2020 12:36	0:02	SSA2	0.0336	1.8480	Oversupply
6/22/2020 12:37	0:01	SSA3	0.0135	2.3670	Oversupply
6/22/2020 12:37	0:01	SSA3	0.0135	1.4760	Oversupply
6/22/2020 12:38	0:01	SSA2	0.0168	1.7060	Oversupply
6/22/2020 12:38	0:01	SSA3	0.0135	2.3100	Oversupply
6/22/2020 12:39	0:01	SSA3	0.0138	2.5840	Oversupply
6/22/2020 12:39	0:01	SSA2	0.0168	2.6180	Oversupply
6/22/2020 12:41	0:01	SSA3	0.0135	1.6710	Oversupply
6/22/2020 12:42	0:01	SSA2	0.0168	1.5250	Oversupply
6/22/2020 12:42	0:01	SSA3	0.0132	2.5960	Oversupply
6/22/2020 12:42	0:01	SSA2	0.0168	0.6800	Oversupply
6/22/2020 12:43	0:08	17-2	0.0700	0.7500	Oversupply
6/22/2020 12:43	0:01	SSA3	0.0138	0.4680	Oversupply
6/22/2020 12:44	0:01	SSA3	0.0132	1.3940	Oversupply
6/22/2020 12:44	0:01	SSA2	0.0111	1.1660	Oversupply
6/22/2020 12:44	0:01	SSA3	0.0111	1.1510	Oversupply
6/22/2020 12:45	0:01	SSA2	0.0068	1.6500	Oversupply
6/22/2020 12:45	0:01	SSA3	0.0053	0.7020	Oversupply
6/22/2020 12:49	0:01	SSA3	0.0053	2.5720	Oversupply
6/22/2020 12:49	0:01	SSA2	0.0068	2.6400	Oversupply
6/22/2020 12:50	0:01	SSA3	0.0054	2.2300	Oversupply
6/22/2020 12:51	0:01	SSA2	0.0068	2.0120	Oversupply
6/22/2020 12:51	0:01	SSA3	0.0054	2.4710	Oversupply
6/22/2020 12:52	0:05	17-2	0.0216	0.7500	Oversupply
6/22/2020 13:07	0:01	SSA2	0.0076	2.5900	Oversupply
6/22/2020 13:08	0:01	SSA2	0.0076	3.1390	Oversupply
6/22/2020 13:08	0:03	17-2	0.0193	0.7500	Oversupply
6/22/2020 13:08	0:01	SSA3	0.0009	2.3720	Oversupply
6/22/2020 13:22	0:03	17-2	0.0007	0.7500	Oversupply
6/22/2020 13:25	0:01	SSA2	0.0053	2.8170	Oversupply
6/22/2020 13:25	0:01	SSA3	0.0052	2.8650	Oversupply
6/22/2020 13:26	0:41	17-2	0.4937	0.7500	Oversupply
6/22/2020 13:26	0:01	SSA3	0.0052	2.1540	Oversupply
6/22/2020 13:26	0:01	SSA2	0.0054	2.3160	Oversupply
6/22/2020 13:26	0:01	SSA3	0.0052	1.4380	Oversupply
6/22/2020 13:27	0:01	SSA2	0.0054	1.4720	Oversupply
6/22/2020 13:27	0:01	SSA3	0.0052	1.7130	Oversupply
6/22/2020 13:27	0:01	SSA2	0.0054	1.7190	Oversupply
6/22/2020 13:28	0:01	SSA3	0.0054	2.0440	Oversupply
6/22/2020 13:28	0:01	SSA2	0.0054	1.4400	Oversupply



Maui Curtailment Report

June 2020

Start Date and Time	Duration (minutes)	IPP Curtailed	Estimated Curtailed MWH	Peak MW Curtailed	Reasons for Curtailment
6/22/2020 13:29	0:01	SSA3	0.0054	0.4090	Oversupply
6/22/2020 13:29	0:01	SSA2	0.0240	0.8080	Oversupply
6/22/2020 13:30	0:01	SSA3	0.0267	1.2410	Oversupply
6/22/2020 13:30	0:01	SSA2	0.0250	0.1850	Oversupply
6/22/2020 13:30	0:01	SSA3	0.0262	0.2120	Oversupply
6/22/2020 13:31	0:01	SSA2	0.0250	0.2120	Oversupply
6/22/2020 13:31	0:01	SSA3	0.0267	0.4520	Oversupply
6/22/2020 13:32	0:01	SSA2	0.0250	0.2600	Oversupply
6/22/2020 13:32	0:01	SSA3	0.0267	1.4440	Oversupply
6/22/2020 13:33	0:01	SSA2	0.0250	0.0740	Oversupply
6/22/2020 13:33	0:01	SSA3	0.0256	0.0460	Oversupply
6/22/2020 13:33	0:01	SSA3	0.0267	0.0640	Oversupply
6/22/2020 13:33	0:01	SSA2	0.0250	0.0790	Oversupply
6/22/2020 13:34	0:01	SSA3	0.0262	0.1190	Oversupply
6/22/2020 13:34	0:01	SSA2	0.0250	0.1230	Oversupply
6/22/2020 13:35	0:01	SSA3	0.0262	0.1330	Oversupply
6/22/2020 13:35	0:01	SSA2	0.0250	0.1170	Oversupply
6/22/2020 13:36	0:01	SSA3	0.0273	0.0690	Oversupply
6/22/2020 13:36	0:01	SSA2	0.0250	0.0570	Oversupply
6/22/2020 13:36	0:01	SSA3	0.0256	0.0830	Oversupply
6/22/2020 13:37	0:01	SSA2	0.0250	0.0800	Oversupply
6/22/2020 13:37	0:01	SSA3	0.0262	0.1110	Oversupply
6/22/2020 13:38	0:01	SSA2	0.0250	0.1220	Oversupply
6/22/2020 13:38	0:01	SSA3	0.0262	0.1380	Oversupply
6/22/2020 13:39	0:01	SSA2	0.0250	0.1320	Oversupply
6/22/2020 13:39	0:01	SSA3	0.0273	0.2740	Oversupply
6/22/2020 13:40	0:01	SSA2	0.0250	0.2790	Oversupply
6/22/2020 13:40	0:01	SSA3	0.0256	0.6170	Oversupply
6/22/2020 13:41	0:01	SSA2	0.0250	0.8610	Oversupply
6/22/2020 13:42	0:01	SSA3	0.0256	0.4860	Oversupply
6/22/2020 13:42	0:03	SSA2	0.1097	0.9190	Oversupply
6/22/2020 13:43	0:03	BS250	Data is not available	Data is not available	Oversupply
6/22/2020 13:43	0:03	SSA3	0.1161	0.0150	Oversupply
6/22/2020 13:44	0:02	KWP11	0.0223	2.3801	Oversupply
6/22/2020 13:46	0:01	SSA2	0.0336	0.0540	Oversupply
6/22/2020 13:46	0:01	SSA3	0.0354	0.0260	Oversupply
6/22/2020 13:46	0:01	SSA2	0.0349	0.0270	Oversupply
6/22/2020 13:46	0:01	SSA3	0.0369	0.1910	Oversupply
6/22/2020 13:47	0:10	BS250	Data is not available	Data is not available	Oversupply
6/22/2020 13:47	0:09	SSA3	0.4339	0.0480	Oversupply
6/22/2020 13:47	0:09	SSA2	0.3481	0.0060	Oversupply
6/22/2020 13:48	0:09	KWP11	0.1698	2.1925	Oversupply
6/22/2020 13:50	0:01	AWE	0.0008	20.0000	Oversupply
6/22/2020 13:54	0:02	AWE	0.0205	19.5000	Oversupply
6/22/2020 13:56	0:01	SSA2	0.0349	0.0190	Oversupply
6/22/2020 13:56	0:01	SSA3	0.0369	0.0040	Oversupply
6/22/2020 13:57	0:01	SSA2	0.0349	0.1340	Oversupply
6/22/2020 13:57	0:01	SSA3	0.0362	0.1130	Oversupply
6/22/2020 13:58	0:01	SSA2	0.0349	0.0130	Oversupply
6/22/2020 13:58	0:01	SSA3	0.0362	0.0460	Oversupply
6/22/2020 13:59	0:01	SSA2	0.0349	0.1310	Oversupply
6/22/2020 13:59	0:01	SSA3	0.0362	0.1030	Oversupply
6/22/2020 13:59	0:01	SSA2	0.0078	0.6230	Oversupply
6/22/2020 13:59	0:01	SSA3	0.0218	0.1780	Oversupply
6/22/2020 14:00	0:01	SSA2	0.0088	0.6840	Oversupply
6/22/2020 14:00	0:01	SSA3	0.0074	0.4720	Oversupply
6/22/2020 14:01	0:01	SSA3	0.0072	0.6850	Oversupply
6/22/2020 14:01	0:01	SSA2	0.0089	1.3700	Oversupply
6/22/2020 14:02	0:01	SSA3	0.0074	0.9110	Oversupply
6/22/2020 14:02	0:01	SSA2	0.0089	1.1100	Oversupply
6/22/2020 14:03	0:01	SSA2	0.0089	2.3510	Oversupply
6/22/2020 14:03	0:01	SSA3	0.0074	1.4520	Oversupply
6/22/2020 14:04	0:01	SSA2	0.0089	1.5130	Oversupply
6/22/2020 14:04	0:01	SSA3	0.0072	0.0520	Oversupply
6/22/2020 14:05	0:01	SSA2	0.0089	1.6970	Oversupply
6/22/2020 14:05	0:01	SSA3	0.0070	0.8210	Oversupply
6/22/2020 14:05	0:01	SSA2	0.0089	1.9760	Oversupply
6/22/2020 14:08	0:01	SSA2	0.0089	2.8880	Oversupply
6/22/2020 14:09	0:04	17-2	0.0315	0.7500	Oversupply
6/22/2020 14:10	0:01	SSA3	0.0070	1.4560	Oversupply
6/22/2020 14:11	0:01	SSA2	0.0088	0.6380	Oversupply
6/22/2020 14:14	0:01	17-2	0.0002	0.7500	Oversupply
6/22/2020 14:20	0:01	SSA3	0.0059	2.6210	Oversupply
6/22/2020 14:21	0:02	17-2	0.0211	0.7500	Oversupply
6/22/2020 14:21	0:01	SSA2	0.0027	2.1120	Oversupply



Maui Curtailment Report

June 2020

Start Date and Time	Duration (minutes)	IPP Curtailed	Estimated Curtailed MWH	Peak MW Curtailed	Reasons for Curtailment
6/22/2020 14:21	0:01	SSA3	0.0056	2.5740	Oversupply
6/22/2020 14:24	0:02	17-2	0.0062	0.7500	Oversupply
6/22/2020 14:27	0:01	SSA2	0.0027	2.8020	Oversupply
6/22/2020 14:28	0:06	17-2	0.0536	0.7500	Oversupply
6/22/2020 14:29	0:01	SSA3	0.0067	2.7310	Oversupply
6/22/2020 14:30	0:01	SSA2	0.0024	2.2830	Oversupply
6/22/2020 14:30	0:01	SSA3	0.0028	2.3210	Oversupply
6/22/2020 14:30	0:01	SSA2	0.0024	1.5810	Oversupply
6/22/2020 14:31	0:01	SSA3	0.0029	1.5640	Oversupply
6/22/2020 14:31	0:01	SSA2	0.0024	2.3010	Oversupply
6/22/2020 14:32	0:01	SSA3	0.0029	1.0020	Oversupply
6/22/2020 14:40	0:01	SSA3	0.0028	2.0500	Oversupply
6/22/2020 14:42	0:01	17-2	0.0112	0.7500	Oversupply
6/22/2020 14:46	0:01	17-2	0.0010	0.7500	Oversupply
6/22/2020 14:53	0:01	17-2	0.0014	0.7500	Oversupply
6/22/2020 22:44	0:01	KWPPII	0.0039	0.2345	Oversupply
6/23/2020 1:41	0:07	KWPPII	0.1642	8.6712	Oversupply
6/23/2020 4:47	0:56	KWPPII	6.7432	17.4981	Oversupply
6/23/2020 5:47	0:25	BS250	Data is not available	Data is not available	Oversupply
6/23/2020 5:48	0:25	KWPPII	1.2539	14.5831	Oversupply
6/23/2020 6:12	0:16	SSA2	0.0193	0.0380	Oversupply
6/23/2020 6:13	0:14	SSA3	0.0256	0.0010	Oversupply
6/23/2020 6:14	0:14	BS250	Data is not available	Data is not available	Oversupply
6/23/2020 6:14	0:15	KWPPII	1.0832	16.4423	Oversupply
6/23/2020 6:25	0:04	17-2	0.0015	0.0220	Oversupply
6/23/2020 6:27	0:01	SSA3	0.0015	0.0050	Oversupply
6/23/2020 9:02	0:01	SSA2	0.0042	2.0910	Oversupply
6/23/2020 9:03	0:02	17-2	0.0047	0.6610	Oversupply
6/23/2020 9:03	0:01	SSA2	0.0042	1.8400	Oversupply
6/23/2020 9:03	0:01	SSA3	0.0091	1.9370	Oversupply
6/23/2020 9:09	0:01	SSA3	0.0091	1.9900	Oversupply
6/23/2020 9:09	0:01	SSA2	0.0042	1.4850	Oversupply
6/23/2020 9:09	0:01	SSA3	0.0089	2.0060	Oversupply
6/23/2020 9:10	2:31	17-2	1.6803	0.7500	Oversupply
6/23/2020 9:10	0:01	SSA2	0.0042	0.1330	Oversupply
6/23/2020 9:10	0:01	SSA3	0.0091	0.0250	Oversupply
6/23/2020 9:11	2:17	SSA2	4.2070	0.0520	Oversupply
6/23/2020 9:11	2:16	SSA3	5.6020	0.0480	Oversupply
6/23/2020 9:12	2:16	BS250	Data is not available	Data is not available	Oversupply
6/23/2020 9:12	2:16	KWPPII	7.8169	8.8119	Oversupply
6/23/2020 9:16	0:01	AWE	0.0031	21.0000	Oversupply
6/23/2020 9:18	1:04	AWE	5.2626	21.0000	Oversupply
6/23/2020 10:25	0:04	AWE	0.0804	19.6000	Oversupply
6/23/2020 10:30	0:44	AWE	2.8213	19.8000	Oversupply
6/23/2020 11:22	0:01	AWE	0.0087	19.5000	Oversupply
6/23/2020 11:27	0:01	SSA3	0.0344	-0.0010	Oversupply
6/23/2020 11:28	0:01	SSA2	0.0381	0.4190	Oversupply
6/23/2020 11:28	0:01	SSA3	0.0351	0.3010	Oversupply
6/23/2020 11:28	0:01	SSA3	0.0351	0.9710	Oversupply
6/23/2020 11:28	0:01	SSA2	0.0381	1.1880	Oversupply
6/23/2020 11:29	0:01	SSA3	0.0240	1.7030	Oversupply
6/23/2020 11:29	0:01	SSA2	0.0329	0.7430	Oversupply
6/23/2020 11:30	0:04	SSA3	0.0810	1.0730	Oversupply
6/23/2020 11:30	0:03	SSA2	0.1046	0.5580	Oversupply
6/23/2020 11:31	0:04	BS250	Data is not available	Data is not available	Oversupply
6/23/2020 11:31	0:04	KWPPII	0.0876	2.9739	Oversupply
6/23/2020 11:34	0:01	SSA2	0.0258	0.0040	Oversupply
6/23/2020 11:34	0:01	SSA3	0.0165	0.0060	Oversupply
6/23/2020 11:35	0:01	SSA2	0.0263	0.1030	Oversupply
6/23/2020 11:35	0:01	SSA3	0.0161	0.3530	Oversupply
6/23/2020 11:35	0:01	SSA3	0.0161	1.4170	Oversupply
6/23/2020 11:35	0:01	SSA2	0.0263	0.1160	Oversupply
6/23/2020 11:36	0:01	SSA3	0.0161	1.8790	Oversupply
6/23/2020 11:36	0:01	SSA2	0.0263	0.1290	Oversupply
6/23/2020 11:38	0:01	SSA3	0.0161	2.1360	Oversupply
6/23/2020 11:39	0:01	SSA2	0.0263	0.8240	Oversupply
6/23/2020 12:19	0:01	SSA2	0.0011	2.8880	Oversupply
6/23/2020 12:19	0:01	SSA3	0.0017	2.2920	Oversupply
6/23/2020 12:20	0:01	17-2	0.0036	0.2200	Oversupply
6/23/2020 12:23	0:01	SSA3	0.0017	3.1310	Oversupply
6/23/2020 12:23	0:01	SSA2	0.0011	2.8810	Oversupply
6/23/2020 12:24	0:02	17-2	0.0021	0.7500	Oversupply
6/23/2020 12:24	0:01	SSA3	0.0017	3.0320	Oversupply
6/23/2020 12:26	0:01	SSA2	0.0011	2.7440	Oversupply
6/23/2020 12:27	0:07	17-2	0.0125	0.7500	Oversupply



Maui Curtailment Report

June 2020

Start Date and Time	Duration (minutes)	IPP Curtailed	Estimated Curtailed MWH	Peak MW Curtailed	Reasons for Curtailment
6/23/2020 12:30	0:01	KWP11	0.0011	0.0649	Oversupply
6/23/2020 12:37	0:01	17-2	0.0125	0.7500	Oversupply
6/23/2020 12:39	0:01	SSA3	0.0039	2.8920	Oversupply
6/23/2020 12:40	0:39	17-2	0.4220	0.7500	Oversupply
6/23/2020 12:40	0:01	SSA2	0.0094	1.2780	Oversupply
6/23/2020 12:41	0:01	SSA3	0.0040	2.8940	Oversupply
6/23/2020 12:41	0:01	SSA2	0.0094	2.6030	Oversupply
6/23/2020 12:42	0:01	SSA2	0.0094	2.8180	Oversupply
6/23/2020 12:42	0:01	SSA3	0.0040	2.7440	Oversupply
6/23/2020 12:43	0:01	SSA2	0.0094	2.0680	Oversupply
6/23/2020 12:43	0:01	SSA3	0.0040	1.7840	Oversupply
6/23/2020 12:44	0:01	SSA3	0.0039	0.3600	Oversupply
6/23/2020 12:44	0:01	SSA2	0.0127	0.1480	Oversupply
6/23/2020 12:44	0:01	SSA3	0.0252	0.3930	Oversupply
6/23/2020 12:45	0:01	SSA2	0.0303	0.4340	Oversupply
6/23/2020 12:45	0:01	SSA3	0.0268	0.2590	Oversupply
6/23/2020 12:46	0:03	SSA2	0.1212	0.0880	Oversupply
6/23/2020 12:46	0:01	SSA3	0.0262	0.1980	Oversupply
6/23/2020 12:47	0:01	SSA3	0.0268	0.0130	Oversupply
6/23/2020 12:48	0:01	BS250	Data is not available	Data is not available	Oversupply
6/23/2020 12:48	0:02	KWP11	0.0036	0.9471	Oversupply
6/23/2020 12:48	0:02	SSA3	0.0531	0.0320	Oversupply
6/23/2020 12:49	0:01	SSA2	0.0303	-0.0010	Oversupply
6/23/2020 12:49	0:01	SSA3	0.0262	0.0720	Oversupply
6/23/2020 12:50	0:01	SSA2	0.0303	0.1210	Oversupply
6/23/2020 12:50	0:01	SSA3	0.0262	0.3840	Oversupply
6/23/2020 12:51	0:01	SSA3	0.0262	0.3280	Oversupply
6/23/2020 12:51	0:01	SSA2	0.0297	0.1450	Oversupply
6/23/2020 12:51	0:01	SSA3	0.0268	0.4050	Oversupply
6/23/2020 12:52	0:01	SSA2	0.0303	0.1650	Oversupply
6/23/2020 12:52	0:01	SSA3	0.0262	0.1720	Oversupply
6/23/2020 12:52	0:01	SSA2	0.0303	0.2290	Oversupply
6/23/2020 12:53	0:01	SSA3	0.0262	0.6070	Oversupply
6/23/2020 12:53	0:01	SSA2	0.0303	0.5070	Oversupply
6/23/2020 12:54	0:01	SSA3	0.0262	1.4850	Oversupply
6/23/2020 12:54	0:01	SSA2	0.0303	1.0930	Oversupply
6/23/2020 12:55	0:01	SSA3	0.0268	1.9360	Oversupply
6/23/2020 12:55	0:01	SSA2	0.0303	1.3850	Oversupply
6/23/2020 12:55	0:01	SSA3	0.0262	2.0040	Oversupply
6/23/2020 12:58	0:01	SSA3	0.0262	2.9230	Oversupply
6/23/2020 12:58	0:01	SSA2	0.0303	2.5620	Oversupply
6/23/2020 12:58	0:01	SSA3	0.0262	0.2290	Oversupply
6/23/2020 12:58	0:01	SSA2	0.0303	2.3110	Oversupply
6/23/2020 12:59	0:01	SSA3	0.0295	0.5280	Oversupply
6/23/2020 12:59	0:01	SSA2	0.0371	0.5720	Oversupply
6/23/2020 13:00	0:01	SSA3	0.0327	0.8000	Oversupply
6/23/2020 13:00	0:08	SSA2	0.3313	0.7860	Oversupply
6/23/2020 13:01	0:07	BS250	Data is not available	Data is not available	Oversupply
6/23/2020 13:01	0:07	SSA3	0.2913	0.0200	Oversupply
6/23/2020 13:02	0:07	KWP11	0.1409	4.4259	Oversupply
6/23/2020 13:07	0:01	SSA3	0.0327	0.0030	Oversupply
6/23/2020 13:08	0:01	SSA2	0.0370	0.0840	Oversupply
6/23/2020 13:08	0:01	SSA3	0.0320	0.3050	Oversupply
6/23/2020 13:09	0:01	SSA2	0.0370	0.3320	Oversupply
6/23/2020 13:09	0:01	SSA3	0.0327	0.4600	Oversupply
6/23/2020 13:10	0:01	SSA2	0.0370	0.4550	Oversupply
6/23/2020 13:10	0:01	SSA3	0.0327	0.5180	Oversupply
6/23/2020 13:11	0:01	SSA3	0.0320	1.0440	Oversupply
6/23/2020 13:11	0:01	SSA2	0.0370	0.6030	Oversupply
6/23/2020 13:11	0:01	SSA3	0.0327	1.0940	Oversupply
6/23/2020 13:11	0:01	SSA2	0.0370	0.4170	Oversupply
6/23/2020 13:12	0:01	SSA3	0.0327	1.1360	Oversupply
6/23/2020 13:12	0:01	SSA2	0.0370	0.4080	Oversupply
6/23/2020 13:13	0:01	SSA3	0.0320	0.4090	Oversupply
6/23/2020 13:13	0:01	SSA2	0.0370	0.0160	Oversupply
6/23/2020 13:14	0:01	KWP11	0.0014	1.9809	Oversupply
6/23/2020 13:14	0:01	SSA3	0.0327	0.0120	Oversupply
6/23/2020 13:14	0:01	SSA2	0.0308	0.0190	Oversupply
6/23/2020 13:14	0:01	SSA3	0.0118	0.1570	Oversupply
6/23/2020 13:15	0:01	SSA2	0.0125	0.4350	Oversupply
6/23/2020 13:15	0:01	SSA3	0.0061	0.4990	Oversupply
6/23/2020 13:16	0:01	SSA2	0.0125	0.4930	Oversupply
6/23/2020 13:16	0:01	SSA3	0.0063	0.6310	Oversupply
6/23/2020 13:17	0:01	SSA2	0.0125	0.4850	Oversupply
6/23/2020 13:17	0:01	SSA3	0.0059	0.6950	Oversupply



Maui Curtailment Report

June 2020

Start Date and Time	Duration (minutes)	IPP Curtailed	Estimated Curtailed MWH	Peak MW Curtailed	Reasons for Curtailment
6/23/2020 14:47	0:37	17-2	0.0118	0.7500	Oversupply
6/23/2020 23:01	0:02	KWPll	0.0532	7.1124	Oversupply
6/23/2020 23:04	0:03	KWPll	0.0428	9.3848	Oversupply
6/24/2020 5:59	0:02	BS250	Data is not available	Data is not available	Oversupply
6/24/2020 5:59	0:03	KWPll	0.0516	1.1706	Oversupply
6/24/2020 6:00	0:02	AWE	0.0035	21.0000	Oversupply
6/24/2020 11:23	0:01	KWPll	0.0010	0.0798	Oversupply
6/24/2020 11:27	0:01	KWPll	0.0001	0.2445	Oversupply
6/24/2020 11:36	0:01	SSA3	0.0065	2.7190	Oversupply
6/24/2020 11:36	0:01	SSA2	0.0085	2.1960	Oversupply
6/24/2020 11:36	0:01	SSA3	0.0068	1.0070	Oversupply
6/24/2020 11:37	0:01	BS250	Data is not available	Data is not available	Oversupply
6/24/2020 11:37	0:02	17-2	0.0183	0.6730	Oversupply
6/24/2020 11:37	0:01	SSA2	0.0085	0.7060	Oversupply
6/24/2020 11:38	0:01	AWE	0.0020	20.2000	Oversupply
6/24/2020 11:38	0:01	KWPll	0.0091	1.3981	Oversupply
6/24/2020 11:38	0:01	SSA2	0.0085	0.0460	Oversupply
6/25/2020 8:45	0:01	SSA3	0.0190	1.5750	Oversupply
6/25/2020 8:45	2:27	SSA2	3.8654	0.3430	Oversupply
6/25/2020 8:45	2:26	SSA3	5.3469	1.5820	Oversupply
6/25/2020 8:46	2:26	BS250	Data is not available	Data is not available	Oversupply
6/25/2020 8:46	0:54	AWE	4.1217	20.5000	Oversupply
6/25/2020 8:46	2:46	17-2	1.8085	0.7500	Oversupply
6/25/2020 8:47	0:02	KWPll	0.0057	0.3124	Oversupply
6/25/2020 8:52	2:20	KWPll	6.9964	8.1004	Oversupply
6/25/2020 9:42	0:50	AWE	1.7811	20.4000	Oversupply
6/25/2020 10:33	0:33	AWE	1.3209	20.5000	Oversupply
6/25/2020 11:12	0:01	SSA3	0.0347	0.0350	Oversupply
6/25/2020 11:12	0:01	SSA3	0.0347	0.1570	Oversupply
6/25/2020 11:12	0:01	SSA2	0.0408	0.1260	Oversupply
6/25/2020 11:13	0:01	SSA3	0.0347	0.5110	Oversupply
6/25/2020 11:13	0:01	SSA2	0.0408	0.5350	Oversupply
6/25/2020 11:14	0:01	SSA3	0.0301	0.1300	Oversupply
6/25/2020 11:14	0:01	SSA2	0.0341	0.2670	Oversupply
6/25/2020 11:15	0:03	BS250	Data is not available	Data is not available	Oversupply
6/25/2020 11:15	0:03	SSA3	0.0932	0.6010	Oversupply
6/25/2020 11:15	0:03	SSA2	0.0698	0.0800	Oversupply
6/25/2020 11:16	0:04	KWPll	0.0402	4.4718	Oversupply
6/25/2020 11:18	0:01	SSA2	0.0233	0.0000	Oversupply
6/25/2020 11:18	0:01	SSA3	0.0239	0.0020	Oversupply
6/25/2020 11:19	0:01	SSA2	0.0233	0.0070	Oversupply
6/25/2020 11:19	0:01	SSA3	0.0239	0.0130	Oversupply
6/25/2020 11:19	0:01	SSA3	0.0234	0.4090	Oversupply
6/25/2020 11:19	0:01	SSA2	0.0233	0.4230	Oversupply
6/25/2020 11:20	0:01	SSA3	0.0229	0.9930	Oversupply
6/25/2020 11:20	0:01	SSA2	0.0233	0.5560	Oversupply
6/25/2020 11:21	0:01	SSA3	0.0234	1.7500	Oversupply
6/25/2020 11:21	0:01	SSA2	0.0233	0.6270	Oversupply
6/25/2020 11:22	0:01	SSA3	0.0229	1.8980	Oversupply
6/25/2020 11:22	0:01	SSA2	0.0233	0.7140	Oversupply
6/25/2020 11:22	0:01	SSA3	0.0234	1.9030	Oversupply
6/25/2020 11:23	0:01	SSA2	0.0233	0.2140	Oversupply
6/25/2020 11:23	0:01	SSA3	0.0234	1.6640	Oversupply
6/25/2020 11:25	0:01	SSA2	0.0233	1.4860	Oversupply
6/25/2020 11:25	0:01	SSA3	0.0234	2.2270	Oversupply
6/25/2020 11:25	0:01	SSA3	0.0234	2.8530	Oversupply
6/25/2020 11:25	0:01	SSA2	0.0233	0.9200	Oversupply
6/25/2020 11:26	0:01	SSA3	0.0234	1.1030	Oversupply
6/25/2020 11:26	0:01	SSA2	0.0233	1.9590	Oversupply
6/25/2020 11:27	0:01	SSA3	0.0234	0.1070	Oversupply
6/25/2020 11:27	0:01	SSA2	0.0228	2.1230	Oversupply
6/25/2020 11:28	0:01	SSA3	0.0234	0.9330	Oversupply
6/25/2020 11:28	0:01	SSA2	0.0233	1.3890	Oversupply
6/25/2020 11:29	0:01	SSA3	0.0234	1.8700	Oversupply
6/25/2020 11:29	0:01	SSA2	0.0238	1.3590	Oversupply
6/25/2020 11:29	0:01	SSA3	0.0256	0.6330	Oversupply
6/25/2020 11:30	0:01	SSA2	0.0174	0.6510	Oversupply
6/25/2020 11:30	0:01	SSA3	0.0200	1.1370	Oversupply
6/25/2020 11:36	0:24	17-2	0.2527	0.7500	Oversupply
6/25/2020 11:36	0:01	SSA2	0.0174	1.7190	Oversupply
6/25/2020 11:36	0:01	SSA3	0.0204	2.4500	Oversupply
6/25/2020 11:37	0:01	SSA2	0.0174	1.1690	Oversupply
6/25/2020 11:37	0:01	SSA3	0.0213	0.4730	Oversupply
6/25/2020 11:38	0:01	BS250	Data is not available	Data is not available	Oversupply
6/25/2020 11:38	0:01	SSA2	0.0174	0.1020	Oversupply



Maui Curtailment Report

June 2020

Start Date and Time	Duration (minutes)	IPP Curtailed	Estimated Curtailed MWH	Peak MW Curtailed	Reasons for Curtailment
6/25/2020 11:38	0:01	SSA3	0.0204	0.0710	Oversupply
6/25/2020 11:38	0:01	SSA2	0.0174	0.0190	Oversupply
6/25/2020 11:39	0:01	SSA3	0.0200	0.0390	Oversupply
6/25/2020 11:39	0:01	KWP11	0.0078	3.8262	Oversupply
6/25/2020 11:39	0:07	SSA3	0.1912	0.3170	Oversupply
6/25/2020 11:39	0:07	SSA2	0.1576	0.3660	Oversupply
6/25/2020 11:40	0:07	BS250	Data is not available	Data is not available	Oversupply
6/25/2020 11:41	0:06	KWP11	0.1450	5.0876	Oversupply
6/25/2020 11:46	0:01	SSA3	0.0244	0.0280	Oversupply
6/25/2020 11:46	0:01	SSA2	0.0268	0.0090	Oversupply
6/25/2020 11:47	0:01	SSA3	0.0239	0.3860	Oversupply
6/25/2020 11:47	0:01	SSA2	0.0268	0.8550	Oversupply
6/25/2020 11:48	0:01	SSA3	0.0244	0.3630	Oversupply
6/25/2020 11:48	0:01	SSA2	0.0268	0.1300	Oversupply
6/25/2020 11:48	0:01	SSA3	0.0233	0.2100	Oversupply
6/25/2020 11:49	0:01	SSA2	0.0268	0.5550	Oversupply
6/25/2020 11:49	0:01	SSA3	0.0244	0.9070	Oversupply
6/25/2020 11:50	0:01	SSA2	0.0268	0.5130	Oversupply
6/25/2020 11:50	0:01	SSA3	0.0239	0.0540	Oversupply
6/25/2020 11:51	0:01	SSA2	0.0268	0.5200	Oversupply
6/25/2020 11:51	0:01	SSA3	0.0239	0.9280	Oversupply
6/25/2020 11:51	0:01	SSA2	0.0268	0.0580	Oversupply
6/25/2020 11:52	0:01	SSA3	0.0244	0.1500	Oversupply
6/25/2020 11:52	0:01	SSA2	0.0268	0.0940	Oversupply
6/25/2020 11:52	0:01	SSA3	0.0244	0.0620	Oversupply
6/25/2020 11:53	0:01	KWP11	0.0061	4.8351	Oversupply
6/25/2020 11:53	0:01	SSA3	0.0239	0.1800	Oversupply
6/25/2020 11:53	0:01	SSA2	0.0268	0.5270	Oversupply
6/25/2020 11:54	0:01	SSA2	0.0268	2.1610	Oversupply
6/25/2020 11:55	0:01	SSA3	0.0233	0.8540	Oversupply
6/25/2020 11:55	0:01	SSA2	0.0268	2.1110	Oversupply
6/25/2020 11:55	0:01	SSA3	0.0244	0.6560	Oversupply
6/25/2020 11:56	0:01	SSA2	0.0268	1.9720	Oversupply
6/25/2020 11:56	0:01	SSA3	0.0239	0.6490	Oversupply
6/25/2020 11:57	0:01	SSA2	0.0268	2.0970	Oversupply
6/25/2020 11:57	0:01	SSA3	0.0244	0.5850	Oversupply
6/25/2020 12:02	0:06	17-2	0.0031	0.7500	Oversupply
6/25/2020 12:17	0:01	17-2	0.0002	0.7500	Oversupply
6/25/2020 12:22	0:01	SSA2	0.0025	1.9250	Oversupply
6/25/2020 12:23	0:01	SSA2	0.0025	1.5200	Oversupply
6/25/2020 12:25	0:01	17-2	0.0016	0.7500	Oversupply
6/25/2020 12:28	0:01	17-2	0.0013	0.7500	Oversupply
6/25/2020 12:30	0:08	17-2	0.0774	0.7500	Oversupply
6/25/2020 12:30	0:01	SSA3	0.0051	2.9060	Oversupply
6/25/2020 12:30	0:01	SSA2	0.0158	3.0660	Oversupply
6/25/2020 12:31	0:01	SSA3	0.0050	0.8590	Oversupply
6/25/2020 12:31	0:01	SSA2	0.0158	0.0360	Oversupply
6/25/2020 12:31	0:01	SSA3	0.0051	0.7250	Oversupply
6/25/2020 12:32	0:01	SSA2	0.0158	0.7980	Oversupply
6/25/2020 12:32	0:01	SSA3	0.0050	2.0450	Oversupply
6/25/2020 12:33	0:01	SSA2	0.0155	2.2490	Oversupply
6/25/2020 12:33	0:01	SSA3	0.0050	1.9070	Oversupply
6/25/2020 12:34	0:01	SSA3	0.0050	2.2050	Oversupply
6/25/2020 12:34	0:01	SSA2	0.0158	2.1550	Oversupply
6/25/2020 12:34	0:01	SSA3	0.0050	1.9350	Oversupply
6/25/2020 12:35	0:01	SSA2	0.0158	2.1320	Oversupply
6/25/2020 12:35	0:01	SSA3	0.0049	2.7820	Oversupply
6/25/2020 12:59	0:01	17-2	0.0095	0.7500	Oversupply
6/25/2020 13:08	0:11	17-2	0.0120	0.7500	Oversupply
6/25/2020 14:04	0:07	17-2	0.0611	0.7400	Oversupply
6/25/2020 14:04	0:01	SSA2	0.0100	1.7370	Oversupply
6/25/2020 14:04	0:01	SSA3	0.0084	2.6150	Oversupply
6/25/2020 14:05	0:01	SSA2	0.0100	1.0840	Oversupply
6/25/2020 14:05	0:01	SSA3	0.0086	1.3670	Oversupply
6/25/2020 14:06	0:01	SSA2	0.0100	1.1090	Oversupply
6/25/2020 14:06	0:01	SSA3	0.0082	0.1840	Oversupply
6/25/2020 14:07	0:01	SSA2	0.0100	0.8850	Oversupply
6/25/2020 14:07	0:01	SSA3	0.0086	2.4870	Oversupply
6/25/2020 14:08	0:01	SSA3	0.0084	2.4430	Oversupply
6/25/2020 14:08	0:01	SSA2	0.0098	2.1140	Oversupply
6/25/2020 14:09	0:01	SSA3	0.0084	1.0790	Oversupply
6/25/2020 14:09	0:01	SSA2	0.0100	1.2800	Oversupply
6/25/2020 14:45	0:01	SSA3	0.0238	2.6270	Oversupply
6/25/2020 14:45	0:01	SSA2	0.0359	2.8730	Oversupply
6/25/2020 14:46	1:03	17-2	0.7360	0.7500	Oversupply



Maui Curtailment Report

June 2020

Start Date and Time	Duration (minutes)	IPP Curtailed	Estimated Curtailed MWH	Peak MW Curtailed	Reasons for Curtailment
6/25/2020 14:46	0:01	SSA3	0.0238	2.6080	Oversupply
6/25/2020 14:46	0:01	SSA2	0.0359	1.3790	Oversupply
6/25/2020 14:47	0:01	SSA3	0.0243	2.0930	Oversupply
6/25/2020 14:47	0:22	SSA2	0.9462	0.0320	Oversupply
6/25/2020 14:47	0:22	SSA3	0.7123	0.1230	Oversupply
6/25/2020 14:48	0:22	BS250	Data is not available	Data is not available	Oversupply
6/25/2020 14:48	0:22	KWPPII	0.2687	1.5538	Oversupply
6/25/2020 14:50	0:20	AWE	0.3937	20.5000	Oversupply
6/25/2020 15:09	0:01	SSA2	0.0373	0.2050	Oversupply
6/25/2020 15:10	0:01	SSA3	0.0241	0.2630	Oversupply
6/25/2020 15:10	0:01	SSA2	0.0373	1.1130	Oversupply
6/25/2020 15:10	0:01	SSA3	0.0241	0.9090	Oversupply
6/25/2020 15:11	0:01	SSA3	0.0246	0.3000	Oversupply
6/25/2020 15:11	0:01	SSA2	0.0373	0.4830	Oversupply
6/25/2020 15:12	0:01	SSA3	0.0251	0.5910	Oversupply
6/25/2020 15:12	0:01	SSA2	0.0366	0.3590	Oversupply
6/25/2020 15:13	0:01	SSA3	0.0246	0.1210	Oversupply
6/25/2020 15:13	0:01	SSA2	0.0373	0.0690	Oversupply
6/25/2020 15:13	0:01	SSA3	0.0246	0.5550	Oversupply
6/25/2020 15:14	0:01	SSA2	0.0347	1.0730	Oversupply
6/25/2020 15:14	0:01	SSA3	0.0102	1.5600	Oversupply
6/25/2020 15:15	0:01	SSA2	0.0012	2.5510	Oversupply
6/25/2020 15:29	0:01	SSA2	0.0161	2.6990	Oversupply
6/25/2020 15:29	0:01	SSA3	0.0154	2.1190	Oversupply
6/25/2020 15:30	0:01	SSA2	0.0176	2.7210	Oversupply
6/25/2020 15:30	0:01	SSA3	0.0094	2.1300	Oversupply
6/25/2020 15:31	0:01	SSA3	0.0099	1.0830	Oversupply
6/25/2020 15:31	0:01	SSA2	0.0176	0.0800	Oversupply
6/25/2020 15:32	0:01	SSA3	0.0094	0.8110	Oversupply
6/25/2020 15:32	0:01	SSA2	0.0176	0.4710	Oversupply
6/25/2020 15:32	0:01	SSA3	0.0099	0.5490	Oversupply
6/25/2020 15:33	0:01	SSA2	0.0176	2.3380	Oversupply
6/25/2020 15:33	0:01	SSA3	0.0099	1.0560	Oversupply
6/25/2020 15:34	0:01	SSA2	0.0176	0.1110	Oversupply
6/25/2020 15:34	0:01	SSA3	0.0096	0.9840	Oversupply
6/25/2020 15:34	0:01	SSA2	0.0176	0.5110	Oversupply
6/25/2020 15:35	0:01	SSA3	0.0094	0.0520	Oversupply
6/25/2020 15:35	0:01	SSA2	0.0176	0.5990	Oversupply
6/25/2020 15:36	0:01	SSA3	0.0096	0.8880	Oversupply
6/25/2020 15:36	0:01	SSA2	0.0176	1.0920	Oversupply
6/25/2020 15:36	0:01	SSA3	0.0107	0.9660	Oversupply
6/25/2020 15:37	0:01	SSA2	0.0176	0.5270	Oversupply
6/25/2020 15:37	0:01	SSA3	0.0096	0.2080	Oversupply
6/25/2020 15:38	0:01	SSA2	0.0176	0.6920	Oversupply
6/25/2020 15:39	0:01	SSA3	0.0096	0.3220	Oversupply
6/25/2020 15:39	0:01	SSA2	0.0172	1.1270	Oversupply
6/25/2020 15:40	0:01	SSA3	0.0099	0.4190	Oversupply
6/25/2020 15:40	0:01	SSA2	0.0176	0.8070	Oversupply
6/25/2020 15:41	0:01	SSA3	0.0096	0.3940	Oversupply
6/25/2020 15:42	0:01	SSA2	0.0176	2.4990	Oversupply
6/25/2020 15:43	0:01	SSA3	0.0094	0.5760	Oversupply
6/25/2020 15:43	0:01	SSA2	0.0176	2.0890	Oversupply
6/25/2020 15:43	0:01	SSA3	0.0099	1.3020	Oversupply
6/25/2020 15:44	0:01	SSA2	0.0118	0.1030	Oversupply
6/25/2020 15:44	0:01	SSA3	0.0034	1.8870	Oversupply
6/25/2020 15:45	0:01	SSA2	0.0046	1.1570	Oversupply
6/25/2020 15:45	0:01	SSA3	0.0013	1.9200	Oversupply
6/25/2020 15:46	0:01	SSA3	0.0014	0.8770	Oversupply
6/25/2020 15:46	0:01	SSA2	0.0046	1.4930	Oversupply
6/25/2020 15:46	0:01	SSA3	0.0013	0.9590	Oversupply
6/25/2020 15:50	0:01	SSA2	0.0046	2.4440	Oversupply
6/25/2020 15:53	0:01	17-2	0.0095	0.6000	Oversupply
6/26/2020 0:17	1:04	KWPPII	5.1553	17.7137	Oversupply
6/26/2020 1:30	0:01	KWPPII	0.0045	17.6638	Oversupply
6/26/2020 2:27	0:16	KWPPII	1.5331	17.6808	Oversupply
6/26/2020 2:50	0:52	KWPPII	4.5288	17.7077	Oversupply
6/26/2020 4:12	0:45	KWPPII	2.1110	17.7037	Oversupply
6/26/2020 5:09	0:01	KWPPII	0.0039	17.6189	Oversupply
6/26/2020 7:56	0:57	BS250	Data is not available	Data is not available	Oversupply
6/26/2020 7:56	0:56	SSA3	1.1804	0.9660	Oversupply
6/26/2020 7:56	0:55	SSA2	1.0479	0.7900	Oversupply
6/26/2020 7:57	0:55	KWPPII	7.5146	17.2157	Oversupply
6/26/2020 7:57	1:07	17-2	0.2979	0.6930	Oversupply
6/26/2020 8:11	0:02	AWE	0.0014	18.8000	Oversupply
6/26/2020 8:52	0:01	SSA2	0.0117	0.0780	Oversupply



Maui Curtailment Report

June 2020

Start Date and Time	Duration (minutes)	IPP Curtailed	Estimated Curtailed MWH	Peak MW Curtailed	Reasons for Curtailment
6/26/2020 8:52	0:01	SSA2	0.0117	0.0890	Oversupply
6/26/2020 8:52	0:01	SSA3	0.0195	0.1870	Oversupply
6/26/2020 8:53	0:01	KWPPII	0.0010	16.0641	Oversupply
6/26/2020 8:53	0:01	SSA3	0.0195	0.2750	Oversupply
6/26/2020 8:53	0:01	SSA2	0.0117	0.0850	Oversupply
6/26/2020 8:54	0:01	SSA3	0.0195	1.1570	Oversupply
6/26/2020 8:54	0:01	SSA2	0.0117	0.4970	Oversupply
6/26/2020 8:55	0:01	SSA3	0.0195	1.2110	Oversupply
6/26/2020 8:55	0:07	SSA2	0.0826	0.0390	Oversupply
6/26/2020 8:56	0:07	BS250	Data is not available	Data is not available	Oversupply
6/26/2020 8:56	0:04	KWPPII	0.0674	15.7627	Oversupply
6/26/2020 8:56	0:07	SSA3	0.1267	0.0190	Oversupply
6/26/2020 9:01	0:02	KWPPII	0.0220	16.4633	Oversupply
6/26/2020 9:02	0:01	SSA2	0.0088	0.0010	Oversupply
6/26/2020 9:02	0:01	SSA3	0.0055	0.3350	Oversupply
6/26/2020 9:03	0:01	SSA2	0.0086	0.1440	Oversupply
6/26/2020 9:09	0:01	SSA3	0.0061	0.3220	Oversupply
6/26/2020 9:09	0:01	SSA2	0.0088	0.7730	Oversupply
6/26/2020 9:10	0:04	17-2	0.0254	0.6940	Oversupply
6/26/2020 9:10	0:01	SSA2	0.0088	0.5830	Oversupply
6/26/2020 9:10	0:01	SSA3	0.0055	0.0950	Oversupply
6/26/2020 9:11	0:01	SSA2	0.0088	0.6680	Oversupply
6/26/2020 9:11	0:01	SSA3	0.0055	0.5480	Oversupply
6/26/2020 9:12	0:01	SSA3	0.0055	0.8940	Oversupply
6/26/2020 9:16	0:01	SSA3	0.0123	2.2480	Oversupply
6/26/2020 9:16	0:01	SSA2	0.0075	0.7890	Oversupply
6/26/2020 9:16	0:01	SSA3	0.0125	2.3150	Oversupply
6/26/2020 9:17	0:02	17-2	0.0138	0.7450	Oversupply
6/26/2020 9:17	0:01	SSA2	0.0075	0.5200	Oversupply
6/26/2020 9:18	0:01	SSA2	0.0075	0.7830	Oversupply
6/26/2020 9:19	0:01	SSA3	0.0125	2.2680	Oversupply
6/26/2020 9:19	0:01	SSA2	0.0075	0.7880	Oversupply
6/26/2020 9:20	0:01	SSA3	0.0125	1.7590	Oversupply
6/26/2020 9:20	8:16	17-2	2.1187	0.7500	Oversupply
6/26/2020 9:20	0:01	SSA2	0.0075	0.4550	Oversupply
6/26/2020 9:20	0:01	SSA3	0.0123	0.1150	Oversupply
6/26/2020 9:21	1:03	SSA2	0.9843	0.0470	Oversupply
6/26/2020 9:21	0:01	SSA3	0.0125	0.3420	Oversupply
6/26/2020 9:22	1:03	BS250	Data is not available	Data is not available	Oversupply
6/26/2020 9:22	1:03	KWPPII	6.1916	16.3405	Oversupply
6/26/2020 9:22	1:03	SSA3	2.0460	0.0270	Oversupply
6/26/2020 10:24	0:01	SSA2	0.0165	-0.0020	Oversupply
6/26/2020 10:25	0:01	SSA3	0.0330	0.0700	Oversupply
6/26/2020 10:25	0:25	SSA2	0.7182	-0.0030	Oversupply
6/26/2020 10:25	0:25	SSA3	1.1109	0.0760	Oversupply
6/26/2020 10:26	0:24	BS250	Data is not available	Data is not available	Oversupply
6/26/2020 10:27	0:24	KWPPII	3.4718	14.2328	Oversupply
6/26/2020 10:38	0:05	AWE	0.0857	19.0000	Oversupply
6/26/2020 10:44	0:01	AWE	0.0029	18.4000	Oversupply
6/26/2020 10:50	0:01	SSA3	0.0352	0.0220	Oversupply
6/26/2020 10:50	0:01	SSA2	0.0284	0.0480	Oversupply
6/26/2020 10:51	0:01	SSA3	0.0352	0.1460	Oversupply
6/26/2020 10:51	0:01	SSA2	0.0284	0.1210	Oversupply
6/26/2020 10:52	0:01	SSA3	0.0360	0.1290	Oversupply
6/26/2020 10:52	1:00	SSA2	1.6499	0.1350	Oversupply
6/26/2020 10:52	0:59	SSA3	2.1711	0.0070	Oversupply
6/26/2020 10:53	0:59	BS250	Data is not available	Data is not available	Oversupply
6/26/2020 10:53	1:00	KWPPII	9.7424	16.3355	Oversupply
6/26/2020 11:40	0:02	AWE	0.0176	18.8000	Oversupply
6/26/2020 11:45	0:01	AWE	0.0062	18.5000	Oversupply
6/26/2020 11:51	0:01	SSA3	0.0246	-0.0040	Oversupply
6/26/2020 11:52	0:01	SSA2	0.0324	0.0020	Oversupply
6/26/2020 11:52	0:01	SSA3	0.0246	0.0360	Oversupply
6/26/2020 11:52	0:01	SSA2	0.0324	0.2410	Oversupply
6/26/2020 11:53	0:01	SSA3	0.0252	0.1480	Oversupply
6/26/2020 11:53	0:01	SSA2	0.0324	0.2390	Oversupply
6/26/2020 11:54	3:25	BS250	Data is not available	Data is not available	Oversupply
6/26/2020 11:54	3:26	SSA3	7.2883	0.2570	Oversupply
6/26/2020 11:54	3:25	SSA2	8.0732	0.0130	Oversupply
6/26/2020 11:55	3:25	KWPPII	36.1408	16.8854	Oversupply
6/26/2020 12:16	0:03	AWE	0.0103	19.9000	Oversupply
6/26/2020 12:25	0:01	AWE	0.0066	19.9000	Oversupply
6/26/2020 12:27	0:01	AWE	0.0152	19.1000	Oversupply
6/26/2020 12:29	0:04	AWE	0.0391	18.9000	Oversupply
6/26/2020 12:35	1:46	AWE	7.2529	17.9000	Oversupply



Maui Curtailment Report

June 2020

Start Date and Time	Duration (minutes)	IPP Curtailed	Estimated Curtailed MWH	Peak MW Curtailed	Reasons for Curtailment
6/26/2020 14:31	0:02	AWE	0.0125	17.6000	Oversupply
6/26/2020 14:50	0:01	AWE	0.0070	17.0000	Oversupply
6/26/2020 15:19	0:01	SSA2	0.0219	0.0120	Oversupply
6/26/2020 15:19	0:01	SSA3	0.0304	0.1760	Oversupply
6/26/2020 15:20	0:01	SSA2	0.0219	0.1100	Oversupply
6/26/2020 15:20	1:34	SSA3	2.8097	0.3590	Oversupply
6/26/2020 15:21	1:34	BS250	Data is not available	Data is not available	Oversupply
6/26/2020 15:21	1:34	KWP11	21.6989	18.8584	Oversupply
6/26/2020 15:21	1:34	SSA2	3.0448	0.0020	Oversupply
6/26/2020 15:42	0:57	AWE	3.5063	18.6000	Oversupply
6/26/2020 16:40	0:04	AWE	0.1407	16.2000	Oversupply
6/26/2020 16:47	0:02	AWE	0.0173	18.2000	Oversupply
6/26/2020 16:50	0:01	AWE	0.0241	18.8000	Oversupply
6/26/2020 16:54	0:01	SSA3	0.0151	-0.0010	Oversupply
6/26/2020 16:55	0:01	SSA2	0.0269	0.1520	Oversupply
6/26/2020 16:55	0:01	SSA3	0.0158	0.2380	Oversupply
6/26/2020 16:56	0:01	SSA2	0.0269	0.4300	Oversupply
6/26/2020 16:56	0:01	SSA3	0.0158	0.5840	Oversupply
6/26/2020 16:57	0:19	BS250	Data is not available	Data is not available	Oversupply
6/26/2020 16:57	0:19	KWP11	2.9075	19.0330	Oversupply
6/26/2020 16:57	0:19	SSA2	0.5141	0.0280	Oversupply
6/26/2020 16:57	0:18	SSA3	0.3257	0.0360	Oversupply
6/26/2020 17:15	0:01	SSA3	0.0108	-0.0030	Oversupply
6/26/2020 17:16	0:01	SSA2	0.0186	0.2150	Oversupply
6/26/2020 17:16	0:01	SSA3	0.0108	0.2050	Oversupply
6/26/2020 17:17	0:01	SSA2	0.0186	0.1240	Oversupply
6/26/2020 17:17	0:01	SSA3	0.0108	0.1280	Oversupply
6/26/2020 17:17	0:09	SSA3	0.1310	0.1060	Oversupply
6/26/2020 17:17	0:10	SSA2	0.2038	0.2090	Oversupply
6/26/2020 17:18	0:09	BS250	Data is not available	Data is not available	Oversupply
6/26/2020 17:18	0:10	KWP11	0.2366	19.0280	Oversupply
6/26/2020 17:27	0:01	SSA3	0.0108	0.0840	Oversupply
6/26/2020 17:27	0:01	SSA2	0.0186	0.0940	Oversupply
6/26/2020 17:28	0:01	SSA3	0.0110	0.0930	Oversupply
6/26/2020 17:28	0:01	SSA2	0.0186	0.1230	Oversupply
6/26/2020 17:28	0:01	SSA3	0.0108	0.1140	Oversupply
6/26/2020 17:29	0:01	SSA2	0.0175	0.1580	Oversupply
6/26/2020 17:29	0:01	SSA3	0.0086	0.1360	Oversupply
6/26/2020 17:30	0:01	SSA2	0.0061	0.1030	Oversupply
6/26/2020 17:30	0:01	SSA3	0.0036	0.0860	Oversupply
6/26/2020 17:30	0:01	SSA2	0.0061	0.2470	Oversupply
6/26/2020 17:31	0:01	BS250	Data is not available	Data is not available	Oversupply
6/26/2020 17:31	0:02	SSA3	0.0071	0.1220	Oversupply
6/26/2020 17:31	0:01	SSA2	0.0061	0.0050	Oversupply
6/26/2020 17:32	0:01	KWP11	0.0002	18.8494	Oversupply
6/26/2020 17:32	0:01	SSA3	0.0035	0.1220	Oversupply
6/26/2020 17:32	0:01	SSA2	0.0061	0.0450	Oversupply
6/26/2020 17:33	0:01	SSA3	0.0036	0.3490	Oversupply
6/26/2020 17:34	0:01	SSA2	0.0061	0.8570	Oversupply
6/26/2020 17:37	0:01	SSA2	0.0061	1.1390	Oversupply
6/26/2020 17:37	0:01	SSA3	0.0036	0.6300	Oversupply
6/26/2020 17:37	0:01	SSA2	0.0061	0.8950	Oversupply
6/26/2020 17:38	0:01	17-2	0.0031	0.1880	Oversupply
6/26/2020 17:38	0:01	SSA3	0.0035	0.0510	Oversupply
6/26/2020 21:25	0:01	AWE	0.0050	0.3000	Oversupply
6/26/2020 22:50	0:10	KWP11	0.2054	19.2047	Oversupply
6/26/2020 23:08	0:01	KWP11	0.0093	18.3863	Oversupply
6/26/2020 23:15	0:06	KWP11	0.1376	19.0051	Oversupply
6/27/2020 2:30	0:26	KWP11	1.3798	18.9502	Oversupply
6/27/2020 11:03	0:01	SSA2	0.0088	2.2720	Oversupply
6/27/2020 11:05	0:01	17-2	0.0118	0.7500	Oversupply
6/27/2020 11:40	0:01	SSA3	0.0022	2.2310	Oversupply
6/27/2020 11:41	0:06	17-2	0.0628	0.7500	Oversupply
6/27/2020 11:41	0:01	SSA2	0.0119	2.6500	Oversupply
6/27/2020 11:41	0:01	SSA3	0.0022	1.5560	Oversupply
6/27/2020 11:41	0:01	SSA2	0.0119	1.4080	Oversupply
6/27/2020 11:42	0:01	SSA3	0.0021	1.4810	Oversupply
6/27/2020 11:42	0:01	SSA2	0.0119	1.2880	Oversupply
6/27/2020 11:42	0:01	SSA3	0.0022	0.3760	Oversupply
6/27/2020 11:43	0:01	SSA3	0.0022	0.3350	Oversupply
6/27/2020 11:43	0:01	SSA2	0.0119	1.0510	Oversupply
6/27/2020 11:44	0:01	SSA3	0.0036	1.3610	Oversupply
6/27/2020 11:44	0:01	SSA2	0.0154	0.7040	Oversupply
6/27/2020 11:45	0:01	SSA2	0.0196	2.2740	Oversupply
6/27/2020 11:45	0:01	SSA3	0.0137	1.4690	Oversupply



Maui Curtailment Report

June 2020

Start Date and Time	Duration (minutes)	IPP Curtailed	Estimated Curtailed MWH	Peak MW Curtailed	Reasons for Curtailment
6/27/2020 11:47	0:01	SSA3	0.0137	1.4010	Oversupply
6/27/2020 11:48	0:01	17-2	0.0066	0.7500	Oversupply
6/27/2020 11:48	0:01	SSA3	0.0137	1.3500	Oversupply
6/27/2020 11:50	2:00	17-2	1.2112	0.7500	Oversupply
6/27/2020 11:51	0:01	SSA3	0.0137	1.6530	Oversupply
6/27/2020 11:51	0:01	SSA2	0.0196	2.2090	Oversupply
6/27/2020 11:52	0:01	SSA3	0.0137	0.0340	Oversupply
6/27/2020 11:52	0:01	SSA2	0.0196	1.2660	Oversupply
6/27/2020 11:52	0:01	SSA3	0.0134	0.5860	Oversupply
6/27/2020 11:53	0:01	SSA2	0.0196	0.0920	Oversupply
6/27/2020 11:53	0:01	SSA3	0.0137	0.2190	Oversupply
6/27/2020 11:54	0:01	SSA2	0.0196	1.0390	Oversupply
6/27/2020 11:54	0:01	SSA3	0.0137	1.0500	Oversupply
6/27/2020 11:54	0:01	SSA2	0.0196	1.5770	Oversupply
6/27/2020 11:55	0:01	SSA3	0.0143	1.1030	Oversupply
6/27/2020 11:55	0:01	SSA2	0.0196	0.1700	Oversupply
6/27/2020 11:56	0:01	SSA3	0.0140	0.9380	Oversupply
6/27/2020 11:56	0:01	SSA2	0.0196	0.6040	Oversupply
6/27/2020 11:56	0:01	SSA3	0.0137	0.9580	Oversupply
6/27/2020 11:57	0:01	SSA2	0.0196	0.6920	Oversupply
6/27/2020 11:57	0:01	SSA3	0.0137	1.2000	Oversupply
6/27/2020 11:58	0:01	SSA3	0.0137	1.2510	Oversupply
6/27/2020 11:58	0:01	SSA2	0.0196	1.4210	Oversupply
6/27/2020 11:59	0:03	BS250	Data is not available	Data is not available	Oversupply
6/27/2020 11:59	0:01	SSA3	0.0140	0.0740	Oversupply
6/27/2020 11:59	0:03	SSA2	0.1446	0.1460	Oversupply
6/27/2020 11:59	0:02	SSA3	0.0842	0.0240	Oversupply
6/27/2020 12:00	0:03	KWPll	0.0231	3.6625	Oversupply
6/27/2020 12:02	0:01	SSA3	0.0317	0.0030	Oversupply
6/27/2020 12:02	0:01	SSA2	0.0405	-0.0030	Oversupply
6/27/2020 12:02	0:01	SSA3	0.0304	0.0300	Oversupply
6/27/2020 12:03	0:01	SSA2	0.0405	-0.0030	Oversupply
6/27/2020 12:03	0:01	SSA3	0.0311	0.2100	Oversupply
6/27/2020 12:04	0:01	SSA2	0.0397	-0.0030	Oversupply
6/27/2020 12:04	0:01	SSA3	0.0317	0.3770	Oversupply
6/27/2020 12:05	0:01	SSA3	0.0311	0.5570	Oversupply
6/27/2020 12:05	0:01	SSA2	0.0405	-0.0070	Oversupply
6/27/2020 12:06	0:04	BS250	Data is not available	Data is not available	Oversupply
6/27/2020 12:06	0:05	SSA3	0.1884	0.5890	Oversupply
6/27/2020 12:06	0:04	SSA2	0.2024	0.3460	Oversupply
6/27/2020 12:07	0:04	KWPll	0.0570	2.9969	Oversupply
6/27/2020 12:10	0:01	SSA2	0.0405	-0.0030	Oversupply
6/27/2020 12:10	0:01	SSA3	0.0311	0.2350	Oversupply
6/27/2020 12:11	0:01	SSA2	0.0405	-0.0030	Oversupply
6/27/2020 12:11	0:01	SSA3	0.0317	0.7040	Oversupply
6/27/2020 12:12	0:01	SSA3	0.0311	0.7780	Oversupply
6/27/2020 12:12	0:01	SSA2	0.0405	-0.0030	Oversupply
6/27/2020 12:13	0:01	SSA3	0.0304	0.3040	Oversupply
6/27/2020 12:13	0:01	SSA2	0.0405	0.1140	Oversupply
6/27/2020 12:13	0:01	SSA3	0.0311	0.3490	Oversupply
6/27/2020 12:14	0:01	SSA2	0.0405	0.4690	Oversupply
6/27/2020 12:14	0:01	SSA3	0.0296	0.8380	Oversupply
6/27/2020 12:14	0:01	SSA2	0.0344	0.8830	Oversupply
6/27/2020 12:15	0:01	SSA3	0.0291	0.1800	Oversupply
6/27/2020 12:15	0:01	SSA2	0.0333	0.0430	Oversupply
6/27/2020 12:16	0:01	SSA3	0.0284	0.7620	Oversupply
6/27/2020 12:16	0:01	SSA2	0.0333	0.2030	Oversupply
6/27/2020 12:16	0:01	SSA3	0.0297	0.0440	Oversupply
6/27/2020 12:17	0:01	SSA2	0.0333	0.9420	Oversupply
6/27/2020 12:17	0:01	SSA3	0.0284	0.7380	Oversupply
6/27/2020 12:18	0:01	SSA2	0.0333	0.6280	Oversupply
6/27/2020 12:18	0:01	SSA3	0.0297	0.9070	Oversupply
6/27/2020 12:19	0:01	SSA3	0.0291	0.5260	Oversupply
6/27/2020 12:19	0:01	SSA2	0.0333	1.0850	Oversupply
6/27/2020 12:19	0:01	SSA3	0.0291	1.2130	Oversupply
6/27/2020 12:20	0:01	SSA2	0.0333	1.0230	Oversupply
6/27/2020 12:20	0:01	SSA3	0.0291	1.0210	Oversupply
6/27/2020 12:20	0:01	SSA2	0.0333	1.2730	Oversupply
6/27/2020 12:21	0:01	SSA3	0.0284	1.0760	Oversupply
6/27/2020 12:21	0:01	SSA2	0.0333	1.4670	Oversupply
6/27/2020 12:22	0:01	SSA3	0.0291	1.2130	Oversupply
6/27/2020 12:22	0:01	SSA2	0.0333	0.5980	Oversupply
6/27/2020 12:22	0:01	SSA3	0.0291	0.9480	Oversupply
6/27/2020 12:23	0:01	SSA2	0.0333	0.9040	Oversupply
6/27/2020 12:23	0:01	SSA3	0.0297	0.8640	Oversupply



Maui Curtailment Report

June 2020

Start Date and Time	Duration (minutes)	IPP Curtailed	Estimated Curtailed MWH	Peak MW Curtailed	Reasons for Curtailment
6/27/2020 12:24	0:01	SSA2	0.0333	0.1150	Oversupply
6/27/2020 12:24	0:01	SSA3	0.0291	0.0240	Oversupply
6/27/2020 12:25	0:01	SSA3	0.0297	0.1870	Oversupply
6/27/2020 12:25	0:01	SSA2	0.0333	0.0410	Oversupply
6/27/2020 12:26	0:01	BS250	Data is not available	Data is not available	Oversupply
6/27/2020 12:26	0:01	SSA3	0.0291	0.0780	Oversupply
6/27/2020 12:26	0:01	SSA2	0.0333	0.0440	Oversupply
6/27/2020 12:26	0:01	SSA3	0.0291	0.0190	Oversupply
6/27/2020 12:27	0:01	SSA2	0.0333	0.0620	Oversupply
6/27/2020 12:27	0:01	KWP11	0.0018	2.9190	Oversupply
6/27/2020 12:27	0:01	SSA3	0.0284	0.3430	Oversupply
6/27/2020 12:27	0:01	SSA2	0.0333	0.1310	Oversupply
6/27/2020 12:28	0:01	SSA3	0.0297	0.8450	Oversupply
6/27/2020 12:28	0:01	SSA2	0.0333	0.1030	Oversupply
6/27/2020 12:29	0:01	SSA3	0.0291	0.8890	Oversupply
6/27/2020 12:29	0:01	SSA2	0.0368	0.1250	Oversupply
6/27/2020 12:29	0:01	SSA3	0.0360	0.3050	Oversupply
6/27/2020 12:30	0:38	BS250	Data is not available	Data is not available	Oversupply
6/27/2020 12:30	0:38	SSA2	1.5904	0.0090	Oversupply
6/27/2020 12:30	0:15	SSA3	0.6995	0.0130	Oversupply
6/27/2020 12:31	0:15	KWP11	0.2450	5.1135	Oversupply
6/27/2020 12:45	0:01	SSA3	0.0375	0.0000	Oversupply
6/27/2020 12:46	0:22	SSA3	1.0613	0.0050	Oversupply
6/27/2020 12:47	0:25	KWP11	0.9737	6.0067	Oversupply
6/27/2020 12:48	0:01	AWE	0.0114	9.6000	Oversupply
6/27/2020 12:56	0:01	AWE	0.0007	9.1000	Oversupply
6/27/2020 13:08	0:01	SSA3	0.0353	0.0020	Oversupply
6/27/2020 13:08	0:01	SSA2	0.0283	0.1060	Oversupply
6/27/2020 13:09	0:03	BS250	Data is not available	Data is not available	Oversupply
6/27/2020 13:09	0:02	SSA3	0.1107	0.0240	Oversupply
6/27/2020 13:09	0:03	SSA2	0.0850	0.0070	Oversupply
6/27/2020 13:11	0:01	SSA3	0.0353	0.0010	Oversupply
6/27/2020 13:12	0:01	SSA2	0.0283	0.1990	Oversupply
6/27/2020 13:12	0:01	SSA3	0.0408	0.4650	Oversupply
6/27/2020 13:12	0:04	SSA2	0.1308	0.5130	Oversupply
6/27/2020 13:13	0:04	BS250	Data is not available	Data is not available	Oversupply
6/27/2020 13:13	0:04	SSA3	0.1726	0.3090	Oversupply
6/27/2020 13:14	0:02	KWP11	0.0146	3.1426	Oversupply
6/27/2020 13:17	0:01	KWP11	0.0078	3.4260	Oversupply
6/27/2020 13:17	0:01	SSA3	0.0320	0.0070	Oversupply
6/27/2020 13:17	0:01	SSA2	0.0229	-0.0030	Oversupply
6/27/2020 13:17	0:01	SSA3	0.0320	0.4320	Oversupply
6/27/2020 13:18	0:01	SSA2	0.0225	-0.0020	Oversupply
6/27/2020 13:18	0:01	SSA3	0.0327	1.0800	Oversupply
6/27/2020 13:18	0:01	SSA2	0.0229	-0.0030	Oversupply
6/27/2020 13:19	0:01	SSA3	0.0320	1.0680	Oversupply
6/27/2020 13:19	0:01	SSA2	0.0229	0.0450	Oversupply
6/27/2020 13:20	0:01	SSA3	0.0375	0.9770	Oversupply
6/27/2020 13:20	0:01	SSA2	0.0229	0.3130	Oversupply
6/27/2020 13:21	0:03	BS250	Data is not available	Data is not available	Oversupply
6/27/2020 13:21	0:04	SSA3	0.1599	0.3730	Oversupply
6/27/2020 13:21	0:03	SSA2	0.0916	0.0180	Oversupply
6/27/2020 13:22	0:03	KWP11	0.0424	4.1834	Oversupply
6/27/2020 13:24	0:01	SSA3	0.0320	0.1640	Oversupply
6/27/2020 13:25	0:01	SSA2	0.0229	-0.0030	Oversupply
6/27/2020 13:25	0:01	SSA3	0.0320	0.8740	Oversupply
6/27/2020 13:25	0:02	SSA2	0.0458	-0.0030	Oversupply
6/27/2020 13:26	0:01	SSA3	0.0320	0.4050	Oversupply
6/27/2020 13:27	0:01	SSA3	0.0313	0.4020	Oversupply
6/27/2020 13:27	0:01	SSA2	0.0229	0.0260	Oversupply
6/27/2020 13:27	0:01	SSA3	0.0320	0.7180	Oversupply
6/27/2020 13:28	0:01	SSA2	0.0229	0.2990	Oversupply
6/27/2020 13:28	0:02	SSA3	0.0980	0.5750	Oversupply
6/27/2020 13:29	0:02	BS250	Data is not available	Data is not available	Oversupply
6/27/2020 13:29	0:02	SSA2	0.0414	0.0370	Oversupply
6/27/2020 13:30	0:01	KWP11	0.0207	4.0088	Oversupply
6/27/2020 13:30	0:01	SSA3	0.0343	0.2120	Oversupply
6/27/2020 13:31	0:01	SSA2	0.0185	-0.0030	Oversupply
6/27/2020 13:31	0:01	SSA3	0.0343	0.9670	Oversupply
6/27/2020 13:31	0:01	SSA2	0.0185	-0.0020	Oversupply
6/27/2020 13:32	0:01	SSA3	0.0343	0.2180	Oversupply
6/27/2020 13:32	0:01	SSA2	0.0185	-0.0030	Oversupply
6/27/2020 13:33	0:01	SSA3	0.0351	0.4870	Oversupply
6/27/2020 13:33	0:01	SSA2	0.0185	-0.0030	Oversupply
6/27/2020 13:34	0:01	BS250	Data is not available	Data is not available	Oversupply



Maui Curtailment Report

June 2020

Start Date and Time	Duration (minutes)	IPP Curtailed	Estimated Curtailed MWH	Peak MW Curtailed	Reasons for Curtailment
6/27/2020 13:34	0:01	SSA3	0.0351	0.0100	Oversupply
6/27/2020 13:34	0:01	SSA2	0.0185	-0.0030	Oversupply
6/27/2020 13:34	0:01	SSA3	0.0329	0.1060	Oversupply
6/27/2020 13:35	0:06	KWP11	0.0909	5.9348	Oversupply
6/27/2020 13:35	0:01	SSA2	0.0181	0.0050	Oversupply
6/27/2020 13:35	0:05	SSA3	0.2031	0.4470	Oversupply
6/27/2020 13:36	0:04	BS250	Data is not available	Data is not available	Oversupply
6/27/2020 13:36	0:04	SSA2	0.0913	0.0000	Oversupply
6/27/2020 13:40	0:01	SSA3	0.0343	0.0590	Oversupply
6/27/2020 13:40	0:01	SSA2	0.0181	0.0220	Oversupply
6/27/2020 13:41	0:01	BS250	Data is not available	Data is not available	Oversupply
6/27/2020 13:41	0:01	SSA3	0.0336	0.1070	Oversupply
6/27/2020 13:41	0:01	SSA2	0.0185	0.0050	Oversupply
6/27/2020 13:41	0:01	SSA3	0.0336	0.0220	Oversupply
6/27/2020 13:42	0:01	KWP11	0.0016	3.9858	Oversupply
6/27/2020 13:42	0:01	SSA2	0.0185	0.0220	Oversupply
6/27/2020 13:42	0:01	SSA3	0.0336	0.3740	Oversupply
6/27/2020 13:43	0:01	SSA2	0.0185	0.2610	Oversupply
6/27/2020 13:43	0:01	SSA3	0.0343	0.4850	Oversupply
6/27/2020 13:43	0:01	SSA2	0.0185	0.3640	Oversupply
6/27/2020 13:44	0:01	SSA3	0.0343	1.2260	Oversupply
6/27/2020 13:44	0:01	SSA2	0.0065	0.1390	Oversupply
6/27/2020 13:44	0:01	SSA3	0.0177	0.1640	Oversupply
6/27/2020 13:45	0:01	SSA2	0.0069	0.2370	Oversupply
6/27/2020 13:45	0:01	SSA3	0.0169	0.3380	Oversupply
6/27/2020 13:46	0:01	SSA3	0.0166	0.1650	Oversupply
6/27/2020 13:46	0:01	SSA2	0.0069	0.1850	Oversupply
6/27/2020 13:47	0:01	KWP11	0.0040	4.4738	Oversupply
6/27/2020 13:47	0:01	SSA3	0.0173	0.0560	Oversupply
6/27/2020 13:47	0:01	SSA2	0.0069	0.1470	Oversupply
6/27/2020 13:48	0:01	SSA3	0.0173	0.9780	Oversupply
6/27/2020 13:48	0:01	SSA2	0.0069	0.6060	Oversupply
6/27/2020 13:48	0:01	SSA3	0.0169	2.5270	Oversupply
6/27/2020 13:49	0:01	SSA2	0.0069	0.9540	Oversupply
6/27/2020 13:49	0:01	SSA3	0.0166	2.0300	Oversupply
6/27/2020 13:50	0:01	SSA2	0.0069	1.3220	Oversupply
6/27/2020 13:50	0:01	SSA3	0.0166	2.3840	Oversupply
6/27/2020 13:51	0:05	17-2	0.0225	0.6480	Oversupply
6/27/2020 13:51	0:01	SSA2	0.0069	1.6770	Oversupply
6/27/2020 13:51	0:01	SSA3	0.0169	2.5100	Oversupply
6/27/2020 13:52	0:01	SSA2	0.0069	0.8600	Oversupply
6/27/2020 13:52	0:01	SSA3	0.0166	1.7760	Oversupply
6/27/2020 13:53	0:01	SSA2	0.0069	0.0740	Oversupply
6/27/2020 13:53	0:01	SSA3	0.0166	1.1700	Oversupply
6/27/2020 13:56	0:01	SSA3	0.0169	2.7690	Oversupply
6/27/2020 13:56	0:01	SSA2	0.0069	2.4570	Oversupply
6/27/2020 13:57	0:03	17-2	0.0141	0.4010	Oversupply
6/27/2020 13:57	0:01	SSA3	0.0166	2.2060	Oversupply
6/27/2020 13:57	0:01	SSA2	0.0069	1.9490	Oversupply
6/27/2020 13:58	0:01	SSA3	0.0162	1.6060	Oversupply
6/27/2020 13:58	0:01	SSA2	0.0069	0.9190	Oversupply
6/27/2020 14:03	0:01	SSA3	0.0166	2.2200	Oversupply
6/27/2020 14:03	0:01	SSA2	0.0118	1.8370	Oversupply
6/27/2020 14:04	0:39	17-2	0.2790	0.7500	Oversupply
6/27/2020 14:04	0:01	SSA3	0.0174	1.7870	Oversupply
6/27/2020 14:04	0:01	SSA2	0.0118	0.3460	Oversupply
6/27/2020 14:05	0:01	SSA3	0.0170	0.4440	Oversupply
6/27/2020 14:05	0:01	SSA2	0.0118	1.2010	Oversupply
6/27/2020 14:05	0:01	SSA3	0.0170	0.3560	Oversupply
6/27/2020 14:06	0:01	SSA2	0.0118	0.1390	Oversupply
6/27/2020 14:06	0:01	SSA3	0.0170	1.0070	Oversupply
6/27/2020 14:07	0:01	SSA3	0.0170	0.1620	Oversupply
6/27/2020 14:07	0:01	SSA2	0.0118	1.1060	Oversupply
6/27/2020 14:08	0:01	SSA3	0.0174	0.2290	Oversupply
6/27/2020 14:08	0:01	SSA2	0.0118	0.1150	Oversupply
6/27/2020 14:08	0:01	SSA3	0.0170	0.7220	Oversupply
6/27/2020 14:09	0:01	SSA2	0.0118	0.7900	Oversupply
6/27/2020 14:09	0:01	SSA3	0.0170	1.3280	Oversupply
6/27/2020 14:09	0:01	SSA2	0.0118	0.7270	Oversupply
6/27/2020 14:10	0:01	SSA3	0.0170	0.7670	Oversupply
6/27/2020 14:10	0:01	SSA2	0.0118	0.2350	Oversupply
6/27/2020 14:11	0:01	SSA3	0.0174	0.8050	Oversupply
6/27/2020 14:11	0:01	SSA2	0.0118	0.6800	Oversupply
6/27/2020 14:11	0:01	SSA3	0.0170	1.4000	Oversupply
6/27/2020 14:12	0:01	SSA2	0.0118	0.5370	Oversupply



Maui Curtailment Report

June 2020

Start Date and Time	Duration (minutes)	IPP Curtailed	Estimated Curtailed MWH	Peak MW Curtailed	Reasons for Curtailment
6/27/2020 14:12	0:01	SSA3	0.0192	2.3950	Oversupply
6/27/2020 14:13	0:03	SSA2	0.0720	0.4290	Oversupply
6/27/2020 14:13	0:03	SSA3	0.0782	0.6330	Oversupply
6/27/2020 14:14	0:02	BS250	Data is not available	Data is not available	Oversupply
6/27/2020 14:14	0:02	KWPll	0.0285	7.8819	Oversupply
6/27/2020 14:16	0:01	SSA3	0.0210	0.1120	Oversupply
6/27/2020 14:16	0:01	SSA2	0.0242	-0.0030	Oversupply
6/27/2020 14:17	0:01	KWPll	0.0033	7.7990	Oversupply
6/27/2020 14:17	0:01	SSA3	0.0206	0.2140	Oversupply
6/27/2020 14:17	0:01	SSA2	0.0242	-0.0020	Oversupply
6/27/2020 14:18	0:01	SSA3	0.0210	0.8000	Oversupply
6/27/2020 14:18	0:01	SSA2	0.0242	-0.0030	Oversupply
6/27/2020 14:19	0:01	BS250	Data is not available	Data is not available	Oversupply
6/27/2020 14:19	0:02	SSA3	0.0438	0.3190	Oversupply
6/27/2020 14:19	0:01	SSA2	0.0242	-0.0030	Oversupply
6/27/2020 14:20	0:01	KWPll	0.0021	8.3718	Oversupply
6/27/2020 14:20	0:01	SSA2	0.0242	0.0040	Oversupply
6/27/2020 14:20	0:01	SSA3	0.0206	0.3510	Oversupply
6/27/2020 14:21	0:01	SSA2	0.0242	0.3030	Oversupply
6/27/2020 14:21	0:01	SSA3	0.0210	1.2160	Oversupply
6/27/2020 14:22	0:01	SSA2	0.0242	0.1280	Oversupply
6/27/2020 14:22	0:01	SSA3	0.0206	1.1280	Oversupply
6/27/2020 14:22	0:01	SSA2	0.0242	0.4720	Oversupply
6/27/2020 14:22	0:01	SSA3	0.0206	0.4430	Oversupply
6/27/2020 14:23	0:01	SSA3	0.0210	0.8040	Oversupply
6/27/2020 14:23	0:01	SSA2	0.0242	0.6740	Oversupply
6/27/2020 14:24	0:01	SSA3	0.0206	1.4260	Oversupply
6/27/2020 14:24	0:01	SSA2	0.0242	1.7730	Oversupply
6/27/2020 14:25	0:01	SSA3	0.0206	1.3160	Oversupply
6/27/2020 14:25	0:01	SSA2	0.0242	0.7370	Oversupply
6/27/2020 14:26	0:01	SSA3	0.0206	0.6710	Oversupply
6/27/2020 14:26	0:01	SSA2	0.0242	1.4530	Oversupply
6/27/2020 14:26	0:01	SSA3	0.0210	1.0790	Oversupply
6/27/2020 14:27	0:01	SSA2	0.0242	1.9550	Oversupply
6/27/2020 14:27	0:01	SSA3	0.0201	0.5840	Oversupply
6/27/2020 14:28	0:01	SSA2	0.0242	0.1210	Oversupply
6/27/2020 14:28	0:01	SSA3	0.0201	0.0600	Oversupply
6/27/2020 14:28	0:02	SSA2	0.0524	0.3160	Oversupply
6/27/2020 14:29	0:02	BS250	Data is not available	Data is not available	Oversupply
6/27/2020 14:29	0:02	SSA3	0.0357	0.3250	Oversupply
6/27/2020 14:30	0:01	KWPll	0.0191	7.3040	Oversupply
6/27/2020 14:30	0:01	SSA3	0.0219	0.0360	Oversupply
6/27/2020 14:30	0:01	SSA2	0.0373	-0.0030	Oversupply
6/27/2020 14:31	0:01	SSA3	0.0209	0.4700	Oversupply
6/27/2020 14:31	0:01	SSA2	0.0373	-0.0030	Oversupply
6/27/2020 14:32	0:01	SSA3	0.0214	0.9030	Oversupply
6/27/2020 14:32	0:01	SSA2	0.0373	-0.0030	Oversupply
6/27/2020 14:32	0:01	SSA3	0.0209	1.7020	Oversupply
6/27/2020 14:33	0:01	SSA2	0.0373	-0.0030	Oversupply
6/27/2020 14:33	0:01	SSA3	0.0214	1.7480	Oversupply
6/27/2020 14:34	0:01	SSA2	0.0373	-0.0030	Oversupply
6/27/2020 14:34	0:01	SSA3	0.0219	1.3310	Oversupply
6/27/2020 14:35	0:01	SSA2	0.0373	-0.0030	Oversupply
6/27/2020 14:35	0:03	SSA3	0.0870	0.4270	Oversupply
6/27/2020 14:35	0:03	SSA2	0.1113	0.0360	Oversupply
6/27/2020 14:36	0:02	BS250	Data is not available	Data is not available	Oversupply
6/27/2020 14:37	0:01	KWPll	0.0203	6.6594	Oversupply
6/27/2020 14:38	0:01	SSA3	0.0219	0.3180	Oversupply
6/27/2020 14:38	0:01	SSA2	0.0373	0.0360	Oversupply
6/27/2020 14:39	0:01	SSA3	0.0209	1.1090	Oversupply
6/27/2020 14:39	0:01	SSA2	0.0373	0.1260	Oversupply
6/27/2020 14:39	0:01	SSA3	0.0209	1.3800	Oversupply
6/27/2020 14:40	0:01	SSA2	0.0373	0.1050	Oversupply
6/27/2020 14:40	0:01	SSA3	0.0219	1.6560	Oversupply
6/27/2020 14:41	0:01	SSA2	0.0373	0.1340	Oversupply
6/27/2020 14:41	0:01	SSA3	0.0209	1.2590	Oversupply
6/27/2020 14:41	0:01	SSA2	0.0373	0.1210	Oversupply
6/27/2020 14:44	1:15	17-2	0.6555	0.7500	Oversupply
6/27/2020 14:44	0:01	SSA3	0.0230	2.6960	Oversupply
6/27/2020 14:44	0:01	SSA2	0.0347	0.8110	Oversupply
6/27/2020 14:45	0:01	SSA3	0.0199	2.7860	Oversupply
6/27/2020 14:45	0:01	SSA2	0.0227	1.0740	Oversupply
6/27/2020 14:46	0:01	SSA3	0.0199	0.3970	Oversupply
6/27/2020 14:46	0:01	SSA2	0.0231	0.7780	Oversupply
6/27/2020 14:46	0:01	SSA3	0.0195	0.3440	Oversupply



Maui Curtailment Report

June 2020

Start Date and Time	Duration (minutes)	IPP Curtailed	Estimated Curtailed MWH	Peak MW Curtailed	Reasons for Curtailment
6/27/2020 14:47	0:01	SSA2	0.0231	0.1880	Oversupply
6/27/2020 14:47	0:01	SSA3	0.0195	1.4310	Oversupply
6/27/2020 14:48	0:01	SSA2	0.0231	0.9720	Oversupply
6/27/2020 14:48	0:01	SSA2	0.0231	0.0930	Oversupply
6/27/2020 14:49	0:01	SSA3	0.0195	0.3590	Oversupply
6/27/2020 14:49	0:01	SSA2	0.0231	0.6030	Oversupply
6/27/2020 14:49	0:01	SSA3	0.0199	0.2430	Oversupply
6/27/2020 14:50	0:01	BS250	Data is not available	Data is not available	Oversupply
6/27/2020 14:50	0:01	SSA2	0.0227	0.0250	Oversupply
6/27/2020 14:50	0:01	SSA3	0.0195	0.2920	Oversupply
6/27/2020 14:51	0:01	KWP11	0.0013	10.7929	Oversupply
6/27/2020 14:51	0:01	SSA3	0.0199	0.1960	Oversupply
6/27/2020 14:51	0:01	SSA2	0.0231	0.5230	Oversupply
6/27/2020 14:52	0:01	SSA3	0.0195	1.3000	Oversupply
6/27/2020 14:52	0:01	SSA2	0.0231	1.7260	Oversupply
6/27/2020 14:53	0:01	SSA3	0.0199	0.8570	Oversupply
6/27/2020 14:53	0:01	SSA2	0.0231	0.5250	Oversupply
6/27/2020 14:53	0:01	SSA3	0.0199	1.3310	Oversupply
6/27/2020 14:54	0:01	SSA2	0.0231	0.5300	Oversupply
6/27/2020 14:54	0:01	SSA3	0.0216	0.7880	Oversupply
6/27/2020 14:54	0:01	SSA2	0.0231	0.7890	Oversupply
6/27/2020 14:55	0:01	SSA3	0.0195	0.5450	Oversupply
6/27/2020 14:55	0:01	SSA2	0.0231	0.0760	Oversupply
6/27/2020 14:56	0:01	SSA3	0.0195	0.0220	Oversupply
6/27/2020 14:56	0:01	SSA2	0.0231	0.0240	Oversupply
6/27/2020 14:56	0:56	SSA3	1.7541	0.2770	Oversupply
6/27/2020 14:57	0:56	BS250	Data is not available	Data is not available	Oversupply
6/27/2020 14:57	0:55	SSA2	2.3919	-0.0030	Oversupply
6/27/2020 14:58	0:55	KWP11	4.2494	16.2068	Oversupply
6/27/2020 15:52	0:01	SSA3	0.0201	0.0220	Oversupply
6/27/2020 15:52	0:01	SSA2	0.0310	-0.0030	Oversupply
6/27/2020 15:53	0:01	SSA3	0.0197	0.5980	Oversupply
6/27/2020 15:53	0:01	SSA2	0.0310	-0.0030	Oversupply
6/27/2020 15:54	0:01	SSA3	0.0197	0.9230	Oversupply
6/27/2020 15:54	0:01	SSA2	0.0310	0.0410	Oversupply
6/27/2020 15:55	0:01	SSA3	0.0201	1.3500	Oversupply
6/27/2020 15:55	0:01	SSA2	0.0310	0.1290	Oversupply
6/27/2020 15:55	0:01	SSA3	0.0197	1.2080	Oversupply
6/27/2020 17:14	0:04	17-2	0.0086	0.3250	Oversupply
6/27/2020 17:14	0:01	SSA2	-0.0002	1.9150	Oversupply
6/27/2020 17:14	0:01	SSA3	0.0004	0.2960	Oversupply
6/27/2020 17:15	0:01	SSA2	0.0032	0.0770	Oversupply
6/27/2020 17:15	0:01	SSA3	0.0004	0.0970	Oversupply
6/27/2020 17:16	0:01	SSA2	0.0032	1.1550	Oversupply
6/27/2020 23:41	0:01	KWP11	0.0006	18.7486	Oversupply
6/27/2020 23:43	0:01	KWP11	0.0030	18.1997	Oversupply
6/28/2020 10:42	0:01	SSA2	0.0008	2.9840	Oversupply
6/28/2020 10:42	0:01	SSA3	0.0027	2.0160	Oversupply
6/28/2020 10:43	0:03	17-2	0.0161	0.4000	Oversupply
6/28/2020 10:43	0:01	SSA2	0.0008	2.3660	Oversupply
6/28/2020 10:43	0:01	SSA3	0.0028	1.6220	Oversupply
6/28/2020 10:43	0:01	SSA2	0.0008	2.1510	Oversupply
6/28/2020 10:44	0:01	SSA3	0.0029	1.8740	Oversupply
6/28/2020 10:48	0:02	SSA2	0.0024	2.0080	Oversupply
6/28/2020 10:48	0:01	SSA3	0.0088	2.9170	Oversupply
6/28/2020 10:49	0:08	17-2	0.0735	0.7500	Oversupply
6/28/2020 10:49	0:01	SSA3	0.0084	0.7110	Oversupply
6/28/2020 10:49	0:02	SSA2	0.0024	1.0750	Oversupply
6/28/2020 10:50	0:01	SSA3	0.0086	0.3340	Oversupply
6/28/2020 10:51	0:01	SSA3	0.0086	0.9240	Oversupply
6/28/2020 10:51	0:01	SSA2	0.0012	0.7750	Oversupply
6/28/2020 10:51	0:01	SSA3	0.0084	1.7900	Oversupply
6/28/2020 10:52	0:01	SSA2	0.0012	0.3900	Oversupply
6/28/2020 10:52	0:01	SSA3	0.0088	0.8330	Oversupply
6/28/2020 10:53	0:01	SSA2	0.0012	0.3750	Oversupply
6/28/2020 10:53	0:01	SSA3	0.0084	0.3640	Oversupply
6/28/2020 10:54	0:01	SSA3	0.0086	1.6980	Oversupply
6/28/2020 10:54	0:01	SSA2	0.0012	0.5590	Oversupply
6/28/2020 11:06	0:01	SSA2	0.0010	1.4520	Oversupply
6/28/2020 11:06	0:01	SSA3	0.0052	2.8740	Oversupply
6/28/2020 11:07	0:05	17-2	0.0242	0.7500	Oversupply
6/28/2020 11:07	0:01	SSA2	0.0010	1.3950	Oversupply
6/28/2020 11:07	0:01	SSA3	0.0052	2.8790	Oversupply
6/28/2020 11:08	0:01	SSA3	0.0053	0.1520	Oversupply
6/28/2020 11:08	0:01	SSA2	0.0010	0.4470	Oversupply



Maui Curtailment Report

June 2020

Start Date and Time	Duration (minutes)	IPP Curtailed	Estimated Curtailed MWH	Peak MW Curtailed	Reasons for Curtailment
6/28/2020 11:19	0:01	SSA3	0.0016	2.8930	Oversupply
6/28/2020 11:20	0:02	17-2	0.0201	0.7500	Oversupply
6/28/2020 11:20	0:01	SSA2	0.0045	2.8330	Oversupply
6/28/2020 11:21	0:01	SSA3	0.0016	2.3340	Oversupply
6/28/2020 11:21	0:01	SSA2	0.0045	1.8720	Oversupply
6/28/2020 11:33	0:01	17-2	0.0088	0.7500	Oversupply
6/28/2020 11:44	0:01	17-2	0.0036	0.4160	Oversupply
6/28/2020 11:50	0:02	17-2	0.0040	0.7500	Oversupply
6/29/2020 9:15	0:02	17-2	0.0098	0.6430	Oversupply
6/29/2020 9:32	0:02	17-2	0.0092	0.6980	Oversupply
6/29/2020 9:34	0:01	SSA3	0.0109	2.0880	Oversupply
6/29/2020 9:35	1:52	17-2	1.1609	0.7500	Oversupply
6/29/2020 9:35	0:01	SSA3	0.0106	2.0960	Oversupply
6/29/2020 9:35	0:01	SSA2	0.0092	1.0040	Oversupply
6/29/2020 9:37	0:01	SSA3	0.0109	0.1110	Oversupply
6/29/2020 9:37	0:01	SSA2	0.0092	1.1930	Oversupply
6/29/2020 9:37	0:01	SSA3	0.0109	0.8490	Oversupply
6/29/2020 9:38	0:01	SSA2	0.0092	1.6410	Oversupply
6/29/2020 9:38	0:01	SSA3	0.0109	2.0990	Oversupply
6/29/2020 9:39	0:01	SSA2	0.0092	0.7910	Oversupply
6/29/2020 9:39	0:01	SSA3	0.0111	0.3840	Oversupply
6/29/2020 9:40	0:01	SSA2	0.0092	0.8220	Oversupply
6/29/2020 9:40	0:01	SSA3	0.0111	0.9270	Oversupply
6/29/2020 9:40	0:01	SSA2	0.0092	0.6050	Oversupply
6/29/2020 9:41	0:01	SSA3	0.0109	0.3130	Oversupply
6/29/2020 9:41	0:01	SSA2	0.0092	0.2300	Oversupply
6/29/2020 9:41	0:01	SSA3	0.0106	0.0540	Oversupply
6/29/2020 9:42	0:01	SSA3	0.0111	0.7160	Oversupply
6/29/2020 9:42	0:01	SSA2	0.0092	0.9540	Oversupply
6/29/2020 9:43	0:01	SSA3	0.0106	0.6540	Oversupply
6/29/2020 9:43	0:01	SSA2	0.0092	0.2560	Oversupply
6/29/2020 9:44	0:01	SSA3	0.0109	0.5270	Oversupply
6/29/2020 9:44	0:01	SSA2	0.0124	0.7520	Oversupply
6/29/2020 9:44	0:01	SSA3	0.0227	1.4720	Oversupply
6/29/2020 9:45	0:01	SSA2	0.0300	0.8190	Oversupply
6/29/2020 9:45	0:01	SSA3	0.0256	0.5610	Oversupply
6/29/2020 9:46	0:05	BS250	Data is not available	Data is not available	Oversupply
6/29/2020 9:46	0:04	SSA2	0.1494	0.0500	Oversupply
6/29/2020 9:46	0:01	SSA3	0.0268	0.0240	Oversupply
6/29/2020 9:47	0:01	AWE	0.0007	15.8000	Oversupply
6/29/2020 9:47	0:01	SSA3	0.0268	0.0390	Oversupply
6/29/2020 9:47	0:03	SSA3	0.1053	0.0080	Oversupply
6/29/2020 9:50	0:01	AWE	0.0130	15.8000	Oversupply
6/29/2020 9:50	0:01	SSA2	0.0300	0.0040	Oversupply
6/29/2020 9:51	0:01	SSA3	0.0262	0.0580	Oversupply
6/29/2020 9:51	0:01	SSA2	0.0300	-0.0030	Oversupply
6/29/2020 9:51	0:01	SSA3	0.0262	0.0120	Oversupply
6/29/2020 9:52	0:01	AWE	0.0061	16.0000	Oversupply
6/29/2020 9:52	0:01	SSA2	0.0300	0.0240	Oversupply
6/29/2020 9:52	0:01	SSA3	0.0268	0.0080	Oversupply
6/29/2020 9:53	0:01	SSA2	0.0300	0.0310	Oversupply
6/29/2020 9:53	0:01	SSA3	0.0262	0.0850	Oversupply
6/29/2020 9:53	0:01	SSA2	0.0300	0.1220	Oversupply
6/29/2020 9:54	0:01	SSA3	0.0262	0.3700	Oversupply
6/29/2020 9:54	0:01	SSA2	0.0300	0.1710	Oversupply
6/29/2020 9:54	0:01	SSA3	0.0256	1.1930	Oversupply
6/29/2020 9:55	0:01	SSA3	0.0262	0.5150	Oversupply
6/29/2020 9:55	0:01	SSA2	0.0300	1.1300	Oversupply
6/29/2020 9:56	0:01	SSA3	0.0262	0.3150	Oversupply
6/29/2020 9:56	0:01	SSA2	0.0300	0.1640	Oversupply
6/29/2020 9:57	0:01	BS250	Data is not available	Data is not available	Oversupply
6/29/2020 9:57	0:01	SSA3	0.0256	0.0190	Oversupply
6/29/2020 9:57	0:01	SSA2	0.0300	0.0380	Oversupply
6/29/2020 9:57	0:01	SSA3	0.0262	0.1210	Oversupply
6/29/2020 9:58	0:02	AWE	0.0068	16.5000	Oversupply
6/29/2020 9:58	0:01	SSA2	0.0300	0.0180	Oversupply
6/29/2020 9:58	0:01	SSA3	0.0262	0.0930	Oversupply
6/29/2020 9:59	0:01	SSA2	0.0298	-0.0020	Oversupply
6/29/2020 9:59	0:01	SSA3	0.0227	0.2120	Oversupply
6/29/2020 10:00	0:01	SSA2	0.0195	0.1170	Oversupply
6/29/2020 10:00	0:01	SSA3	0.0164	0.7100	Oversupply
6/29/2020 10:00	0:01	SSA2	0.0191	0.1480	Oversupply
6/29/2020 10:01	0:01	SSA3	0.0160	1.3710	Oversupply
6/29/2020 10:01	0:01	SSA3	0.0164	1.4910	Oversupply
6/29/2020 10:02	0:01	SSA3	0.0167	1.5080	Oversupply



Maui Curtailment Report

June 2020

Start Date and Time	Duration (minutes)	IPP Curtailed	Estimated Curtailed MWH	Peak MW Curtailed	Reasons for Curtailment
6/29/2020 10:03	0:01	SSA3	0.0164	1.5100	Oversupply
6/29/2020 10:04	0:01	SSA3	0.0160	1.5570	Oversupply
6/29/2020 10:04	0:01	SSA2	0.0195	0.3130	Oversupply
6/29/2020 10:04	0:01	SSA3	0.0164	1.6660	Oversupply
6/29/2020 10:05	0:01	SSA2	0.0195	0.6320	Oversupply
6/29/2020 10:05	0:01	SSA3	0.0164	1.3460	Oversupply
6/29/2020 10:06	0:01	SSA2	0.0191	0.0910	Oversupply
6/29/2020 10:06	0:01	SSA3	0.0164	1.4360	Oversupply
6/29/2020 10:07	0:01	SSA3	0.0167	1.7640	Oversupply
6/29/2020 10:07	0:01	SSA2	0.0195	1.6060	Oversupply
6/29/2020 10:07	0:01	SSA3	0.0167	2.3280	Oversupply
6/29/2020 10:08	0:01	SSA2	0.0195	1.8210	Oversupply
6/29/2020 10:08	0:01	SSA3	0.0164	0.3210	Oversupply
6/29/2020 10:09	0:01	SSA3	0.0160	0.3110	Oversupply
6/29/2020 10:09	0:02	SSA2	0.0390	0.7650	Oversupply
6/29/2020 10:10	0:01	SSA3	0.0160	1.3700	Oversupply
6/29/2020 10:10	0:01	SSA3	0.0164	0.2440	Oversupply
6/29/2020 10:11	0:01	SSA2	0.0195	0.4440	Oversupply
6/29/2020 10:11	0:01	SSA3	0.0164	0.6730	Oversupply
6/29/2020 10:12	0:01	SSA2	0.0195	0.8300	Oversupply
6/29/2020 10:12	0:01	SSA3	0.0167	1.2390	Oversupply
6/29/2020 10:13	0:01	SSA2	0.0195	0.8040	Oversupply
6/29/2020 10:13	0:01	SSA3	0.0164	0.7340	Oversupply
6/29/2020 10:13	0:01	SSA2	0.0195	0.4430	Oversupply
6/29/2020 10:14	0:01	SSA3	0.0164	0.3340	Oversupply
6/29/2020 10:14	0:01	SSA2	0.0252	0.4660	Oversupply
6/29/2020 10:14	0:01	SSA3	0.0266	0.1290	Oversupply
6/29/2020 10:15	0:01	SSA3	0.0317	0.6250	Oversupply
6/29/2020 10:15	0:01	SSA2	0.0348	0.2660	Oversupply
6/29/2020 10:16	0:01	SSA3	0.0310	0.4330	Oversupply
6/29/2020 10:16	0:01	SSA2	0.0355	0.1690	Oversupply
6/29/2020 10:17	0:01	BS250	Data is not available	Data is not available	Oversupply
6/29/2020 10:17	0:01	AWE	0.0034	16.9000	Oversupply
6/29/2020 10:17	0:01	SSA3	0.0317	0.0210	Oversupply
6/29/2020 10:17	0:16	SSA2	0.6437	0.0320	Oversupply
6/29/2020 10:17	0:01	SSA3	0.0324	0.0140	Oversupply
6/29/2020 10:18	0:10	SSA3	0.4096	0.0040	Oversupply
6/29/2020 10:19	0:14	BS250	Data is not available	Data is not available	Oversupply
6/29/2020 10:20	0:09	AWE	0.1063	17.1000	Oversupply
6/29/2020 10:28	0:01	SSA3	0.0310	0.0030	Oversupply
6/29/2020 10:29	0:15	SSA3	0.6379	0.0020	Oversupply
6/29/2020 10:32	0:01	AWE	0.0089	15.1000	Oversupply
6/29/2020 10:32	0:01	SSA2	0.0377	0.0740	Oversupply
6/29/2020 10:33	0:16	SSA2	0.6927	0.0000	Oversupply
6/29/2020 10:34	0:16	AWE	0.2956	14.1000	Oversupply
6/29/2020 10:35	0:21	BS250	Data is not available	Data is not available	Oversupply
6/29/2020 10:40	0:10	KWPll	0.0141	0.2186	Oversupply
6/29/2020 10:43	0:01	SSA3	0.0344	-0.0010	Oversupply
6/29/2020 10:44	0:05	SSA3	0.2086	-0.0020	Oversupply
6/29/2020 10:49	0:01	SSA3	0.0338	-0.0030	Oversupply
6/29/2020 10:49	0:01	SSA2	0.0407	-0.0020	Oversupply
6/29/2020 10:50	0:06	SSA3	0.2779	-0.0040	Oversupply
6/29/2020 10:50	0:06	SSA2	0.2850	0.0020	Oversupply
6/29/2020 10:51	0:06	AWE	0.0952	16.2000	Oversupply
6/29/2020 10:56	0:01	SSA3	0.0346	0.1060	Oversupply
6/29/2020 10:56	0:01	SSA2	0.0407	0.0320	Oversupply
6/29/2020 10:57	0:02	BS250	Data is not available	Data is not available	Oversupply
6/29/2020 10:57	0:01	SSA3	0.0353	0.1010	Oversupply
6/29/2020 10:57	0:01	SSA2	0.0407	0.0110	Oversupply
6/29/2020 10:57	0:01	SSA3	0.0346	0.0040	Oversupply
6/29/2020 10:58	0:01	SSA2	0.0407	0.0010	Oversupply
6/29/2020 10:58	0:02	KWPll	0.0017	0.0978	Oversupply
6/29/2020 10:58	0:01	SSA3	0.0346	0.0010	Oversupply
6/29/2020 10:58	0:01	SSA2	0.0407	-0.0020	Oversupply
6/29/2020 10:59	0:01	AWE	0.0017	15.9000	Oversupply
6/29/2020 10:59	0:01	SSA3	0.0332	0.0030	Oversupply
6/29/2020 10:59	0:01	SSA2	0.0285	0.1120	Oversupply
6/29/2020 11:00	0:01	SSA3	0.0191	0.0960	Oversupply
6/29/2020 11:00	0:01	SSA2	0.0237	0.3960	Oversupply
6/29/2020 11:00	0:01	SSA3	0.0191	0.4200	Oversupply
6/29/2020 11:01	0:01	SSA2	0.0232	0.6800	Oversupply
6/29/2020 11:01	0:01	SSA3	0.0191	0.8570	Oversupply
6/29/2020 11:02	0:01	SSA2	0.0237	1.1730	Oversupply
6/29/2020 11:02	0:01	SSA3	0.0195	1.0850	Oversupply
6/29/2020 11:03	0:01	SSA2	0.0237	0.4300	Oversupply



Maui Curtailment Report

June 2020

Start Date and Time	Duration (minutes)	IPP Curtailed	Estimated Curtailed MWH	Peak MW Curtailed	Reasons for Curtailment
6/29/2020 11:03	0:01	SSA3	0.0187	0.7120	Oversupply
6/29/2020 11:03	0:01	SSA3	0.0195	0.7190	Oversupply
6/29/2020 11:04	0:01	SSA2	0.0237	0.8470	Oversupply
6/29/2020 11:04	0:01	SSA3	0.0191	0.6330	Oversupply
6/29/2020 11:04	0:01	SSA2	0.0232	0.6120	Oversupply
6/29/2020 11:05	0:01	SSA3	0.0195	1.1920	Oversupply
6/29/2020 11:05	0:01	SSA2	0.0237	0.6340	Oversupply
6/29/2020 11:06	0:01	SSA3	0.0195	1.0380	Oversupply
6/29/2020 11:06	0:01	SSA2	0.0237	1.1200	Oversupply
6/29/2020 11:07	0:01	SSA3	0.0187	0.6080	Oversupply
6/29/2020 11:07	0:01	SSA2	0.0237	1.0880	Oversupply
6/29/2020 11:07	0:01	SSA3	0.0195	1.4600	Oversupply
6/29/2020 11:08	0:01	SSA2	0.0237	1.3630	Oversupply
6/29/2020 11:08	0:01	SSA3	0.0195	1.6440	Oversupply
6/29/2020 11:09	0:01	SSA2	0.0237	1.0320	Oversupply
6/29/2020 11:09	0:01	SSA3	0.0195	0.7510	Oversupply
6/29/2020 11:10	0:01	SSA2	0.0237	0.5880	Oversupply
6/29/2020 11:10	0:01	SSA3	0.0195	1.5090	Oversupply
6/29/2020 11:10	0:01	SSA3	0.0187	1.4960	Oversupply
6/29/2020 11:10	0:01	SSA2	0.0237	1.2700	Oversupply
6/29/2020 11:11	0:01	SSA3	0.0195	2.2250	Oversupply
6/29/2020 11:13	0:01	SSA3	0.0195	2.6970	Oversupply
6/29/2020 11:13	0:01	SSA2	0.0237	2.3290	Oversupply
6/29/2020 11:16	0:01	SSA2	0.0011	2.2730	Oversupply
6/29/2020 11:16	0:01	SSA3	0.0019	2.7220	Oversupply
6/29/2020 11:18	0:01	SSA3	0.0019	2.7380	Oversupply
6/29/2020 11:19	0:01	SSA3	0.0019	2.7400	Oversupply
6/29/2020 11:21	0:01	SSA2	0.0011	1.1470	Oversupply
6/29/2020 11:21	0:01	SSA3	0.0019	2.7390	Oversupply
6/29/2020 11:41	0:03	17-2	0.0083	0.7500	Oversupply
6/29/2020 11:46	0:01	SSA3	0.0008	2.8550	Oversupply
6/29/2020 11:52	0:01	17-2	0.0002	0.7500	Oversupply
6/29/2020 12:12	0:01	SSA3	0.0004	2.8890	Oversupply
6/29/2020 12:13	0:01	SSA3	0.0004	2.8850	Oversupply
6/29/2020 12:14	0:04	17-2	0.0206	0.7500	Oversupply
6/29/2020 12:14	0:01	SSA2	0.0001	2.2650	Oversupply
6/29/2020 12:14	0:01	SSA2	0.0071	2.9590	Oversupply
6/29/2020 12:15	0:01	SSA2	0.0073	2.5820	Oversupply
6/29/2020 12:15	0:01	SSA3	0.0022	2.9010	Oversupply
6/29/2020 12:21	0:01	SSA2	0.0073	2.0600	Oversupply
6/29/2020 12:22	3:13	17-2	0.5301	0.7500	Oversupply
6/29/2020 12:22	0:01	SSA3	0.0022	2.8890	Oversupply
6/29/2020 12:22	0:01	SSA2	0.0070	2.8150	Oversupply
6/29/2020 12:22	0:01	SSA3	0.0022	2.2760	Oversupply
6/29/2020 12:23	0:01	SSA2	0.0073	3.1020	Oversupply
6/29/2020 12:23	0:01	SSA3	0.0022	2.5550	Oversupply
6/29/2020 12:24	0:01	SSA3	0.0023	2.5510	Oversupply
6/29/2020 12:24	0:01	SSA2	0.0073	0.5260	Oversupply
6/29/2020 12:25	0:01	SSA3	0.0021	1.9200	Oversupply
6/29/2020 12:25	0:01	SSA2	0.0073	1.8760	Oversupply
6/29/2020 12:25	0:01	SSA3	0.0022	2.1330	Oversupply
6/29/2020 12:26	0:02	SSA2	0.0145	2.3810	Oversupply
6/29/2020 12:26	0:01	SSA3	0.0022	2.6360	Oversupply
6/29/2020 12:27	0:01	SSA2	0.0073	1.9570	Oversupply
6/29/2020 12:42	0:01	SSA3	0.0006	2.9130	Oversupply
6/29/2020 12:46	0:01	SSA3	0.0072	2.9400	Oversupply
6/29/2020 12:46	0:01	SSA2	0.0064	1.5770	Oversupply
6/29/2020 12:47	0:01	SSA3	0.0069	1.9380	Oversupply
6/29/2020 12:47	0:01	SSA2	0.0064	0.1780	Oversupply
6/29/2020 12:48	0:01	SSA3	0.0072	2.8940	Oversupply
6/29/2020 12:48	0:01	SSA2	0.0064	1.4700	Oversupply
6/29/2020 12:49	0:01	SSA3	0.0070	2.0950	Oversupply
6/29/2020 12:49	0:01	SSA2	0.0064	2.8230	Oversupply
6/29/2020 12:49	0:01	SSA3	0.0072	2.7540	Oversupply
6/29/2020 12:50	0:01	SSA2	0.0064	2.3360	Oversupply
6/29/2020 12:50	0:01	SSA3	0.0070	2.0690	Oversupply
6/29/2020 12:51	0:01	SSA2	0.0064	2.3990	Oversupply
6/29/2020 12:52	0:01	SSA2	0.0064	2.7610	Oversupply
6/29/2020 12:52	0:01	SSA3	0.0072	2.2750	Oversupply
6/29/2020 15:39	0:07	17-2	0.0017	0.7050	Oversupply
6/30/2020 4:42	0:05	KWPPI	0.1073	13.8097	Oversupply
6/30/2020 5:27	0:06	KWPPI	0.0795	16.1120	Oversupply
6/30/2020 5:35	0:03	KWPPI	0.0516	16.4722	Oversupply
6/30/2020 5:39	0:01	KWPPI	0.0074	16.4024	Oversupply
6/30/2020 5:41	0:16	KWPPI	0.6256	16.6219	Oversupply



Maui Curtailment Report

June 2020

Start Date and Time	Duration (minutes)	IPP Curtailed	Estimated Curtailed MWH	Peak MW Curtailed	Reasons for Curtailment
6/30/2020 5:44	0:13	BS250	Data is not available	Data is not available	Oversupply
6/30/2020 6:31	0:34	BS250	Data is not available	Data is not available	Oversupply
6/30/2020 6:31	0:34	SSA3	0.1585	0.0920	Oversupply
6/30/2020 6:31	0:34	SSA2	0.0943	0.0770	Oversupply
6/30/2020 6:32	0:34	17-2	0.0169	0.0570	Oversupply
6/30/2020 6:33	0:32	KWP11	1.2317	15.5960	Oversupply
6/30/2020 7:34	0:01	SSA2	0.0055	0.3790	Oversupply
6/30/2020 7:35	0:01	SSA2	0.0055	0.3920	Oversupply
6/30/2020 7:35	0:01	SSA3	0.0051	0.1920	Oversupply
6/30/2020 7:36	0:02	KWP11	0.0097	16.1818	Oversupply
6/30/2020 7:36	3:42	17-2	1.6132	0.7500	Oversupply
6/30/2020 7:36	0:01	SSA2	0.0055	0.1230	Oversupply
6/30/2020 7:36	0:01	SSA3	0.0053	0.0960	Oversupply
6/30/2020 7:37	0:01	SSA3	0.0050	0.1340	Oversupply
6/30/2020 7:37	0:01	SSA2	0.0055	0.0170	Oversupply
6/30/2020 7:38	0:01	SSA3	0.0053	0.2050	Oversupply
6/30/2020 7:38	0:01	SSA2	0.0055	0.2500	Oversupply
6/30/2020 7:38	0:01	SSA3	0.0051	0.0960	Oversupply
6/30/2020 7:39	0:01	SSA2	0.0055	0.1060	Oversupply
6/30/2020 7:39	0:01	SSA3	0.0056	0.2180	Oversupply
6/30/2020 7:39	0:01	SSA2	0.0055	0.3920	Oversupply
6/30/2020 7:40	0:01	SSA3	0.0051	0.7010	Oversupply
6/30/2020 7:40	0:01	SSA2	0.0055	0.4590	Oversupply
6/30/2020 7:41	0:01	SSA3	0.0053	0.1640	Oversupply
6/30/2020 7:41	0:01	SSA2	0.0055	0.0330	Oversupply
6/30/2020 7:41	0:01	SSA3	0.0053	0.2900	Oversupply
6/30/2020 7:42	2:10	BS250	Data is not available	Data is not available	Oversupply
6/30/2020 7:42	0:01	SSA2	0.0055	0.2150	Oversupply
6/30/2020 7:42	2:09	SSA3	3.3613	0.1640	Oversupply
6/30/2020 7:43	2:09	SSA2	2.5264	0.0110	Oversupply
6/30/2020 7:44	2:08	KWP11	13.8063	19.1577	Oversupply
6/30/2020 9:51	0:01	SSA3	0.0271	0.0500	Oversupply
6/30/2020 9:52	0:01	SSA2	0.0167	0.2210	Oversupply
6/30/2020 9:52	0:02	SSA3	0.0812	0.1700	Oversupply
6/30/2020 9:53	0:02	BS250	Data is not available	Data is not available	Oversupply
6/30/2020 9:53	0:03	SSA2	0.0500	0.0130	Oversupply
6/30/2020 9:54	0:01	KWP11	0.0160	17.1768	Oversupply
6/30/2020 9:55	0:01	SSA3	0.0277	-0.0030	Oversupply
6/30/2020 9:55	0:01	SSA2	0.0167	0.2290	Oversupply
6/30/2020 9:55	0:01	SSA3	0.0282	0.0310	Oversupply
6/30/2020 9:56	0:01	SSA3	0.0271	0.1150	Oversupply
6/30/2020 9:56	0:01	SSA2	0.0163	0.4530	Oversupply
6/30/2020 9:57	0:01	SSA3	0.0271	0.3230	Oversupply
6/30/2020 9:57	0:01	SSA2	0.0167	0.8390	Oversupply
6/30/2020 9:58	0:01	SSA3	0.0277	0.5650	Oversupply
6/30/2020 9:58	0:01	SSA2	0.0167	0.8610	Oversupply
6/30/2020 9:58	0:01	SSA3	0.0271	0.8290	Oversupply
6/30/2020 9:59	0:01	SSA2	0.0159	0.7780	Oversupply
6/30/2020 9:59	0:01	SSA3	0.0234	1.5200	Oversupply
6/30/2020 10:00	0:01	SSA2	0.0273	0.9420	Oversupply
6/30/2020 10:00	0:01	SSA3	0.0237	0.4460	Oversupply
6/30/2020 10:00	0:01	SSA2	0.0273	1.3780	Oversupply
6/30/2020 10:01	0:01	SSA3	0.0237	0.3670	Oversupply
6/30/2020 10:01	0:01	SSA2	0.0273	1.3910	Oversupply
6/30/2020 10:02	0:01	SSA3	0.0237	1.4790	Oversupply
6/30/2020 10:02	0:01	SSA2	0.0273	1.2550	Oversupply
6/30/2020 10:02	0:01	SSA3	0.0232	1.8190	Oversupply
6/30/2020 10:03	0:01	SSA3	0.0232	1.2410	Oversupply
6/30/2020 10:03	0:01	SSA2	0.0273	0.7220	Oversupply
6/30/2020 10:04	0:01	SSA3	0.0242	1.6870	Oversupply
6/30/2020 10:04	0:01	SSA2	0.0273	1.4160	Oversupply
6/30/2020 10:05	0:01	SSA3	0.0242	1.0120	Oversupply
6/30/2020 10:05	0:01	SSA2	0.0273	1.2280	Oversupply
6/30/2020 10:05	0:01	SSA3	0.0237	1.0640	Oversupply
6/30/2020 10:06	0:01	SSA2	0.0273	0.7820	Oversupply
6/30/2020 10:06	0:01	SSA3	0.0237	0.5320	Oversupply
6/30/2020 10:07	0:01	SSA2	0.0273	0.0100	Oversupply
6/30/2020 10:07	0:01	SSA3	0.0232	0.1690	Oversupply
6/30/2020 10:07	0:03	SSA2	0.1094	0.7300	Oversupply
6/30/2020 10:08	0:04	BS250	Data is not available	Data is not available	Oversupply
6/30/2020 10:08	0:04	SSA3	0.1164	0.2670	Oversupply
6/30/2020 10:09	0:04	KWP11	0.0437	15.0172	Oversupply
6/30/2020 10:11	0:01	SSA2	0.0263	-0.0030	Oversupply
6/30/2020 10:12	0:01	SSA3	0.0232	-0.0030	Oversupply
6/30/2020 10:12	0:01	SSA2	0.0273	-0.0030	Oversupply



Maui Curtailment Report

June 2020

Start Date and Time	Duration (minutes)	IPP Curtailed	Estimated Curtailed MWH	Peak MW Curtailed	Reasons for Curtailment
6/30/2020 10:12	0:01	SSA3	0.0232	-0.0040	Oversupply
6/30/2020 10:13	0:01	SSA2	0.0273	-0.0030	Oversupply
6/30/2020 10:13	0:01	SSA3	0.0237	-0.0040	Oversupply
6/30/2020 10:13	0:01	SSA2	0.0273	-0.0030	Oversupply
6/30/2020 10:14	0:01	SSA3	0.0243	0.0210	Oversupply
6/30/2020 10:14	0:01	SSA2	0.0280	0.1880	Oversupply
6/30/2020 10:15	0:01	SSA3	0.0292	0.3400	Oversupply
6/30/2020 10:15	0:02	SSA2	0.0453	0.3320	Oversupply
6/30/2020 10:15	0:02	SSA3	0.0578	0.0120	Oversupply
6/30/2020 10:16	0:02	BS250	Data is not available	Data is not available	Oversupply
6/30/2020 10:16	0:02	KWP11	0.0163	14.4304	Oversupply
6/30/2020 10:17	0:01	SSA2	0.0227	0.0340	Oversupply
6/30/2020 10:17	0:01	SSA3	0.0298	-0.0040	Oversupply
6/30/2020 10:18	0:01	SSA3	0.0298	-0.0030	Oversupply
6/30/2020 10:18	0:01	SSA2	0.0227	0.7210	Oversupply
6/30/2020 10:19	0:01	SSA3	0.0298	-0.0030	Oversupply
6/30/2020 10:19	0:01	SSA2	0.0227	0.9160	Oversupply
6/30/2020 10:19	0:01	SSA3	0.0292	-0.0030	Oversupply
6/30/2020 10:20	0:01	SSA2	0.0227	1.2440	Oversupply
6/30/2020 10:20	0:01	SSA3	0.0298	-0.0030	Oversupply
6/30/2020 10:20	0:01	SSA2	0.0227	1.3270	Oversupply
6/30/2020 10:21	0:01	SSA3	0.0292	-0.0030	Oversupply
6/30/2020 10:21	0:01	SSA2	0.0227	1.1990	Oversupply
6/30/2020 10:22	0:01	SSA3	0.0292	0.0700	Oversupply
6/30/2020 10:22	0:01	SSA2	0.0227	1.0720	Oversupply
6/30/2020 10:22	0:01	SSA3	0.0292	0.1990	Oversupply
6/30/2020 10:23	0:01	SSA2	0.0227	1.2880	Oversupply
6/30/2020 10:23	0:01	SSA3	0.0298	0.7370	Oversupply
6/30/2020 10:24	0:01	SSA2	0.0227	0.1930	Oversupply
6/30/2020 10:24	0:01	SSA3	0.0292	0.6610	Oversupply
6/30/2020 10:25	0:01	SSA2	0.0227	0.4420	Oversupply
6/30/2020 10:25	0:01	SSA3	0.0286	0.2400	Oversupply
6/30/2020 10:25	0:01	SSA3	0.0292	0.1710	Oversupply
6/30/2020 10:26	0:01	SSA2	0.0227	0.2040	Oversupply
6/30/2020 10:26	0:01	SSA3	0.0292	0.3010	Oversupply
6/30/2020 10:26	0:01	SSA2	0.0222	0.0750	Oversupply
6/30/2020 10:27	0:01	SSA3	0.0292	1.1130	Oversupply
6/30/2020 10:27	0:03	SSA2	0.0851	0.0450	Oversupply
6/30/2020 10:28	0:04	BS250	Data is not available	Data is not available	Oversupply
6/30/2020 10:28	0:04	SSA3	0.1432	0.0110	Oversupply
6/30/2020 10:29	0:03	KWP11	0.0439	16.3994	Oversupply
6/30/2020 10:31	0:02	SSA2	0.0288	-0.0030	Oversupply
6/30/2020 10:32	0:01	SSA3	0.0292	-0.0040	Oversupply
6/30/2020 10:32	0:01	SSA3	0.0285	-0.0030	Oversupply
6/30/2020 10:33	0:01	SSA2	0.0144	-0.0030	Oversupply
6/30/2020 10:33	0:01	SSA3	0.0298	0.0920	Oversupply
6/30/2020 10:33	0:01	SSA2	0.0144	0.0030	Oversupply
6/30/2020 10:34	0:01	SSA3	0.0292	0.2580	Oversupply
6/30/2020 10:34	0:01	SSA2	0.0144	0.1280	Oversupply
6/30/2020 10:35	0:01	SSA3	0.0285	0.5900	Oversupply
6/30/2020 10:35	0:01	SSA2	0.0144	0.3020	Oversupply
6/30/2020 10:35	0:01	SSA3	0.0285	0.8780	Oversupply
6/30/2020 10:36	0:01	SSA2	0.0144	0.2190	Oversupply
6/30/2020 10:36	0:01	SSA3	0.0298	0.8630	Oversupply
6/30/2020 10:37	0:01	SSA2	0.0144	0.3730	Oversupply
6/30/2020 10:37	0:01	SSA3	0.0285	0.1150	Oversupply
6/30/2020 10:38	0:01	SSA3	0.0292	0.8660	Oversupply
6/30/2020 10:38	0:01	SSA2	0.0144	0.1200	Oversupply
6/30/2020 10:38	0:01	SSA3	0.0298	0.1300	Oversupply
6/30/2020 10:39	0:01	SSA2	0.0144	0.1970	Oversupply
6/30/2020 10:39	0:02	SSA3	0.0868	1.0110	Oversupply
6/30/2020 10:39	0:01	SSA2	0.0144	0.1220	Oversupply
6/30/2020 10:40	0:01	KWP11	0.0038	15.6918	Oversupply
6/30/2020 10:40	0:01	SSA2	0.0144	0.2290	Oversupply
6/30/2020 10:41	0:01	BS250	Data is not available	Data is not available	Oversupply
6/30/2020 10:41	0:01	SSA2	0.0141	0.1380	Oversupply
6/30/2020 10:41	0:01	SSA3	0.0298	0.1120	Oversupply
6/30/2020 10:42	0:01	SSA2	0.0144	0.2090	Oversupply
6/30/2020 10:42	0:01	SSA3	0.0292	0.6950	Oversupply
6/30/2020 10:43	0:01	SSA2	0.0144	0.0830	Oversupply
6/30/2020 10:43	0:01	SSA3	0.0292	0.1920	Oversupply
6/30/2020 10:44	0:01	SSA2	0.0138	0.0080	Oversupply
6/30/2020 10:44	0:01	SSA3	0.0280	0.0300	Oversupply
6/30/2020 10:45	0:01	SSA3	0.0214	0.6290	Oversupply
6/30/2020 10:45	0:01	SSA2	0.0126	0.1860	Oversupply



Maui Curtailment Report

June 2020

Start Date and Time	Duration (minutes)	IPP Curtailed	Estimated Curtailed MWH	Peak MW Curtailed	Reasons for Curtailment
6/30/2020 10:45	0:01	SSA3	0.0214	0.6390	Oversupply
6/30/2020 10:45	0:01	SSA2	0.0126	0.4280	Oversupply
6/30/2020 10:46	0:01	SSA3	0.0219	1.4180	Oversupply
6/30/2020 10:46	0:01	SSA2	0.0126	0.4960	Oversupply
6/30/2020 10:47	0:01	SSA3	0.0214	1.8100	Oversupply
6/30/2020 10:47	0:01	SSA2	0.0126	0.6180	Oversupply
6/30/2020 10:48	0:01	SSA3	0.0210	2.1870	Oversupply
6/30/2020 10:48	0:01	SSA2	0.0126	0.8680	Oversupply
6/30/2020 10:48	0:01	SSA3	0.0219	2.5430	Oversupply
6/30/2020 10:49	0:01	SSA2	0.0126	0.2220	Oversupply
6/30/2020 10:49	0:01	SSA3	0.0214	0.1700	Oversupply
6/30/2020 10:50	0:01	SSA2	0.0126	0.5340	Oversupply
6/30/2020 10:50	0:01	SSA3	0.0210	0.4470	Oversupply
6/30/2020 10:51	0:01	SSA2	0.0126	0.1830	Oversupply
6/30/2020 10:51	0:01	SSA3	0.0214	1.7540	Oversupply
6/30/2020 10:51	0:01	SSA3	0.0224	0.7370	Oversupply
6/30/2020 10:52	0:02	SSA2	0.0252	0.7030	Oversupply
6/30/2020 10:52	0:01	SSA3	0.0210	1.6410	Oversupply
6/30/2020 10:53	0:01	SSA3	0.0214	1.3370	Oversupply
6/30/2020 10:53	0:01	SSA2	0.0126	0.4560	Oversupply
6/30/2020 10:54	0:01	SSA3	0.0214	0.8230	Oversupply
6/30/2020 10:54	0:02	SSA2	0.0252	0.5600	Oversupply
6/30/2020 10:55	0:01	SSA3	0.0210	1.1080	Oversupply
6/30/2020 10:55	0:01	SSA3	0.0228	0.6230	Oversupply
6/30/2020 10:56	0:01	SSA2	0.0126	0.0540	Oversupply
6/30/2020 10:56	0:02	SSA3	0.0424	0.1170	Oversupply
6/30/2020 10:57	0:01	SSA2	0.0126	0.3160	Oversupply
6/30/2020 10:58	0:01	SSA2	0.0126	0.4120	Oversupply
6/30/2020 10:58	0:01	SSA3	0.0214	0.3730	Oversupply
6/30/2020 10:58	0:01	SSA3	0.0219	0.2770	Oversupply
6/30/2020 10:58	0:01	SSA2	0.0126	0.0210	Oversupply
6/30/2020 10:59	0:01	BS250	Data is not available	Data is not available	Oversupply
6/30/2020 10:59	0:01	KWP11	0.0111	15.7158	Oversupply
6/30/2020 10:59	0:01	SSA3	0.0186	0.0700	Oversupply
6/30/2020 10:59	0:01	SSA2	0.0094	0.0560	Oversupply
6/30/2020 11:00	0:01	SSA3	0.0175	0.5950	Oversupply
6/30/2020 11:00	0:01	SSA2	0.0112	0.8520	Oversupply
6/30/2020 11:01	0:01	SSA3	0.0178	1.0640	Oversupply
6/30/2020 11:01	0:01	SSA2	0.0107	0.2290	Oversupply
6/30/2020 11:01	0:01	SSA3	0.0175	1.0310	Oversupply
6/30/2020 11:02	0:01	SSA2	0.0112	1.2120	Oversupply
6/30/2020 11:02	0:01	SSA3	0.0178	0.4690	Oversupply
6/30/2020 11:03	0:01	SSA2	0.0112	0.2160	Oversupply
6/30/2020 11:03	0:01	SSA3	0.0178	1.8040	Oversupply
6/30/2020 11:04	0:01	SSA2	0.0112	1.2530	Oversupply
6/30/2020 11:04	0:01	SSA3	0.0175	1.4510	Oversupply
6/30/2020 11:05	0:01	SSA2	0.0112	0.2740	Oversupply
6/30/2020 11:05	0:01	SSA3	0.0178	0.8430	Oversupply
6/30/2020 11:05	0:01	SSA3	0.0175	0.8030	Oversupply
6/30/2020 11:05	0:01	SSA2	0.0112	0.6410	Oversupply
6/30/2020 11:06	0:01	SSA3	0.0182	1.5430	Oversupply
6/30/2020 11:06	0:01	SSA2	0.0112	0.9080	Oversupply
6/30/2020 11:07	0:01	SSA3	0.0178	2.0340	Oversupply
6/30/2020 11:07	0:01	SSA2	0.0112	0.7730	Oversupply
6/30/2020 11:08	0:01	SSA3	0.0175	1.1800	Oversupply
6/30/2020 11:08	0:01	SSA2	0.0112	0.9540	Oversupply
6/30/2020 11:09	0:01	SSA2	0.0112	1.4980	Oversupply
6/30/2020 11:10	0:01	SSA2	0.0112	1.4880	Oversupply
6/30/2020 11:10	0:01	SSA3	0.0171	2.6350	Oversupply
6/30/2020 11:11	0:01	SSA2	0.0112	0.7210	Oversupply
6/30/2020 11:11	0:01	SSA3	0.0178	0.4410	Oversupply
6/30/2020 11:12	0:01	SSA3	0.0171	0.1540	Oversupply
6/30/2020 11:12	0:01	SSA3	0.0171	1.2380	Oversupply
6/30/2020 11:12	0:01	SSA2	0.0112	1.4780	Oversupply
6/30/2020 11:13	0:01	SSA3	0.0175	2.1550	Oversupply
6/30/2020 11:13	0:01	SSA2	0.0112	0.0670	Oversupply
6/30/2020 11:14	0:01	SSA3	0.0163	1.4250	Oversupply
6/30/2020 11:14	0:01	SSA2	0.0052	1.1350	Oversupply
6/30/2020 11:15	0:01	SSA2	0.0017	1.2900	Oversupply
6/30/2020 11:15	0:01	SSA3	0.0063	2.3790	Oversupply
6/30/2020 11:19	0:02	17-2	0.0083	0.7500	Oversupply
6/30/2020 11:20	0:01	SSA2	0.0017	1.5530	Oversupply
6/30/2020 11:21	0:01	SSA3	0.0063	2.6700	Oversupply
6/30/2020 11:21	0:01	SSA2	0.0016	1.5940	Oversupply
6/30/2020 11:21	0:01	SSA3	0.0063	2.6830	Oversupply



Maui Curtailment Report

June 2020

Start Date and Time	Duration (minutes)	IPP Curtailed	Estimated Curtailed MWh	Peak MW Curtailed	Reasons for Curtailment
6/30/2020 11:22	0:05	17-2	0.0538	0.7500	Oversupply
6/30/2020 11:22	0:01	SSA2	0.0017	1.2450	Oversupply
6/30/2020 11:22	0:01	SSA3	0.0064	0.1360	Oversupply
6/30/2020 11:23	0:01	SSA2	0.0017	1.3530	Oversupply
6/30/2020 11:23	0:01	SSA3	0.0064	0.6640	Oversupply
6/30/2020 11:24	0:01	SSA2	0.0017	1.3230	Oversupply
6/30/2020 11:24	0:01	SSA3	0.0063	1.9730	Oversupply
6/30/2020 11:28	0:25	17-2	0.2470	0.7500	Oversupply
6/30/2020 11:28	0:01	SSA3	0.0064	2.7200	Oversupply
6/30/2020 11:28	0:01	SSA2	0.0017	1.9100	Oversupply
6/30/2020 11:28	0:01	SSA3	0.0064	2.7270	Oversupply
6/30/2020 11:29	0:01	SSA2	0.0017	2.2700	Oversupply
6/30/2020 11:29	0:01	SSA3	0.0129	0.4900	Oversupply
6/30/2020 11:30	0:01	SSA2	0.0165	0.9500	Oversupply
6/30/2020 11:30	0:01	SSA3	0.0164	0.0370	Oversupply
6/30/2020 11:31	0:01	SSA2	0.0162	0.9440	Oversupply
6/30/2020 11:31	0:01	SSA3	0.0160	0.8880	Oversupply
6/30/2020 11:31	0:01	SSA2	0.0168	1.1370	Oversupply
6/30/2020 11:32	0:01	SSA3	0.0164	2.5670	Oversupply
6/30/2020 11:32	0:01	SSA3	0.0164	0.7060	Oversupply
6/30/2020 11:33	0:01	SSA3	0.0171	0.9310	Oversupply
6/30/2020 11:33	0:01	SSA2	0.0165	1.3070	Oversupply
6/30/2020 11:34	0:01	SSA3	0.0160	2.3110	Oversupply
6/30/2020 11:34	0:01	SSA2	0.0165	2.3070	Oversupply
6/30/2020 11:35	0:01	SSA3	0.0157	2.4510	Oversupply
6/30/2020 11:35	0:01	SSA2	0.0165	2.5040	Oversupply
6/30/2020 11:35	0:02	SSA3	0.0320	2.0180	Oversupply
6/30/2020 11:36	0:01	SSA2	0.0165	1.9010	Oversupply
6/30/2020 11:37	0:01	SSA2	0.0162	1.8160	Oversupply
6/30/2020 11:37	0:01	SSA3	0.0160	2.0420	Oversupply
6/30/2020 11:37	0:01	SSA2	0.0165	2.5000	Oversupply
6/30/2020 11:38	0:01	SSA3	0.0164	2.1470	Oversupply
6/30/2020 11:38	0:01	SSA2	0.0165	0.0810	Oversupply
6/30/2020 11:38	0:01	SSA3	0.0160	1.6060	Oversupply
6/30/2020 11:39	0:01	SSA2	0.0165	0.9880	Oversupply
6/30/2020 11:39	0:01	SSA3	0.0160	1.9830	Oversupply
6/30/2020 11:41	0:01	SSA3	0.0164	2.1280	Oversupply
6/30/2020 11:41	0:01	SSA2	0.0165	2.5110	Oversupply
6/30/2020 11:42	0:01	SSA3	0.0160	0.2020	Oversupply
6/30/2020 11:42	0:01	SSA2	0.0165	1.3570	Oversupply
6/30/2020 11:42	0:01	SSA3	0.0164	0.2820	Oversupply
6/30/2020 11:43	0:01	SSA2	0.0165	1.6420	Oversupply
6/30/2020 11:43	0:01	SSA3	0.0157	1.5260	Oversupply
6/30/2020 11:43	0:01	SSA2	0.0165	1.8620	Oversupply
6/30/2020 11:44	0:01	SSA3	0.0134	1.4390	Oversupply
6/30/2020 11:45	0:01	SSA3	0.0037	1.4830	Oversupply
6/30/2020 11:45	0:01	SSA2	0.0036	1.3800	Oversupply
6/30/2020 11:45	0:01	SSA3	0.0036	1.9420	Oversupply
6/30/2020 11:46	0:01	SSA2	0.0036	2.9040	Oversupply
6/30/2020 11:47	0:01	SSA2	0.0036	2.0280	Oversupply
6/30/2020 11:47	0:01	SSA3	0.0036	2.4270	Oversupply
6/30/2020 11:48	0:01	SSA3	0.0036	1.8100	Oversupply
6/30/2020 11:49	0:01	SSA2	0.0036	1.4890	Oversupply
6/30/2020 11:59	0:01	17-2	0.0012	0.7500	Oversupply
6/30/2020 20:37	0:01	AWE	0.0017	0.1000	Oversupply
Total Estimated Curtailed MWh			3,764.009		

Notes:

- Curtailment for Kaheawa Wind Power ("KWP"), Makila Hydroelectric ("MH"), AAAAA Rent-A-Space Maui LTD ("5A"), Strategic Alliance Group ("SAG") fka Bioreal Solar, LLC ("BS"), Auwahi Wind Energy ("AWE"), Kaheawa Wind Power II ("KWPII") Bioreal Solar 250, LLC ("BS250"), Extra Spaces A ("ESA"), Extra Spaces B ("ESB"), SSA Solar of Hawaii 3 ("SSA3") fka South Maui Renewable Resources ("SMRR"), SSA Solar of HI 2 ("SSA2") fka Ku'ia Solar ("KS"), and Maui 17-2 ("17-2") may now be controlled by Maui Electric's Automatic Generation Control System ("AGC") or a Maui Electric operator-entered curtailment limit. The AGC curtailment control automatically calculates the amount of Maximum Allowable Variable Generation ("MAVG") that Maui Electric can accept into the Maui system, based on the system current available variable generation ("CAVG"), regulating reserve down requirement ("RRDR"), and available regulating reserve down ("ARRD"). Thus, the AGC MAVG - calculated is equal to CAVG less (RRDR less ARRD). Additionally, the AGC curtailment control allows the Maui Electric operator to enter an AGC MAVG value. The AGC curtailment control will employ the lesser of the AGC MAVG - calculated and AGC MAVG - entered values in the control logic.
- Curtailment signals sent to 5A, SAG (fka BS), BS250, ESA, ESB, SSA3 (fka SMRR), SSA2 (fka KS) and 17-2 during nighttime hours only are not recorded as curtailment events because no energy generation is possible during that time.
- The curtailment reasons have been modified to oversupply, system constraints, and facility requested, to provide continuity with HPUC Docket No. 2013-0141 Decoupling for HECO companies metrics.
- The data to calculate the Estimated Curtailed MWh and Peak MW Curtailed is not provided by 5A, SAG, BS 250, ESA, ESB, and MH
- The MH, ESA, and ESB facilities were offline for the entire month of June 2020. No curtailment events recorded.
- The Estimated Curtailed MWh and Peak MW Curtailed are calculated with information provided by AWE, KWP, KWPII, SSA 2 (fka KS), SSA 3 (fka SMRR) and 17-2. Maui Electric does not make any representation as to its accuracy.



Lanai Curtailment Report

June 2020

Start Date and Time	Duration (minutes)	IPP Curtailed	Estimated MWh Curtailed	Peak MW Curtailed	Reasons for Curtailment
6/1/2020 8:34	2:04	LSR	Data is not available	Data is not available	Oversupply
6/1/2020 15:42	1:41	LSR	Data is not available	Data is not available	Oversupply
6/5/2020 10:03	0:37	LSR	Data is not available	Data is not available	Oversupply
6/10/2020 8:55	4:55	LSR	Data is not available	Data is not available	Oversupply
6/13/2020 7:08	2:46	LSR	Data is not available	Data is not available	Oversupply
6/18/2020 7:22	9:03	LSR	Data is not available	Data is not available	Oversupply
6/19/2020 8:04	0:18	LSR	Data is not available	Data is not available	Oversupply
6/19/2020 9:19	0:10	LSR	Data is not available	Data is not available	Oversupply
6/22/2020 6:56	0:04	LSR	Data is not available	Data is not available	Oversupply
6/22/2020 7:01	0:04	LSR	Data is not available	Data is not available	Oversupply
6/22/2020 7:07	0:05	LSR	Data is not available	Data is not available	Oversupply
6/22/2020 7:16	0:09	LSR	Data is not available	Data is not available	Oversupply
6/22/2020 7:27	0:55	LSR	Data is not available	Data is not available	Oversupply
6/22/2020 8:40	0:01	LSR	Data is not available	Data is not available	Oversupply
6/22/2020 8:42	0:07	LSR	Data is not available	Data is not available	Oversupply
6/22/2020 8:50	0:14	LSR	Data is not available	Data is not available	Oversupply
6/22/2020 9:19	0:44	LSR	Data is not available	Data is not available	Oversupply
6/22/2020 10:08	0:10	LSR	Data is not available	Data is not available	Oversupply
6/22/2020 10:35	0:04	LSR	Data is not available	Data is not available	Oversupply
6/22/2020 10:41	0:18	LSR	Data is not available	Data is not available	Oversupply
6/22/2020 15:05	0:28	LSR	Data is not available	Data is not available	Oversupply
6/24/2020 10:54	0:06	LSR	Data is not available	Data is not available	Oversupply
6/24/2020 11:01	0:05	LSR	Data is not available	Data is not available	Oversupply
6/24/2020 11:08	0:23	LSR	Data is not available	Data is not available	Oversupply
6/24/2020 11:36	0:45	LSR	Data is not available	Data is not available	Oversupply
6/26/2020 6:53	0:01	LSR	Data is not available	Data is not available	Oversupply
6/26/2020 6:57	0:14	LSR	Data is not available	Data is not available	Oversupply
6/26/2020 7:14	0:06	LSR	Data is not available	Data is not available	Oversupply
6/26/2020 7:22	0:05	LSR	Data is not available	Data is not available	Oversupply
6/26/2020 7:31	0:10	LSR	Data is not available	Data is not available	Oversupply
6/26/2020 7:57	0:10	LSR	Data is not available	Data is not available	Oversupply
6/26/2020 8:27	0:16	LSR	Data is not available	Data is not available	Oversupply
6/26/2020 8:49	0:22	LSR	Data is not available	Data is not available	Oversupply
6/26/2020 9:14	0:54	LSR	Data is not available	Data is not available	Oversupply
6/26/2020 10:23	0:18	LSR	Data is not available	Data is not available	Oversupply
6/26/2020 10:44	0:19	LSR	Data is not available	Data is not available	Oversupply
6/26/2020 11:19	0:04	LSR	Data is not available	Data is not available	Oversupply
6/26/2020 11:26	0:01	LSR	Data is not available	Data is not available	Oversupply
6/26/2020 11:49	0:01	LSR	Data is not available	Data is not available	Oversupply
6/26/2020 11:53	0:15	LSR	Data is not available	Data is not available	Oversupply
6/29/2020 7:13	0:01	LSR	Data is not available	Data is not available	Oversupply
6/29/2020 7:24	0:01	LSR	Data is not available	Data is not available	Oversupply
6/29/2020 7:56	0:01	LSR	Data is not available	Data is not available	Oversupply
6/29/2020 8:03	0:04	LSR	Data is not available	Data is not available	Oversupply
6/29/2020 8:10	0:01	LSR	Data is not available	Data is not available	Oversupply
6/29/2020 8:52	0:01	LSR	Data is not available	Data is not available	Oversupply
6/29/2020 8:54	0:03	LSR	Data is not available	Data is not available	Oversupply
6/29/2020 9:00	0:01	LSR	Data is not available	Data is not available	Oversupply
6/29/2020 9:02	0:02	LSR	Data is not available	Data is not available	Oversupply
6/29/2020 9:05	0:02	LSR	Data is not available	Data is not available	Oversupply
6/29/2020 9:14	0:05	LSR	Data is not available	Data is not available	Oversupply
6/29/2020 9:21	0:02	LSR	Data is not available	Data is not available	Oversupply
6/29/2020 9:25	0:06	LSR	Data is not available	Data is not available	Oversupply
6/29/2020 9:34	0:12	LSR	Data is not available	Data is not available	Oversupply
6/29/2020 10:00	0:03	LSR	Data is not available	Data is not available	Oversupply
6/29/2020 10:33	0:01	LSR	Data is not available	Data is not available	Oversupply
6/29/2020 10:37	0:01	LSR	Data is not available	Data is not available	Oversupply
6/29/2020 11:06	0:03	LSR	Data is not available	Data is not available	Oversupply
6/29/2020 11:41	0:02	LSR	Data is not available	Data is not available	Oversupply
6/29/2020 11:50	0:02	LSR	Data is not available	Data is not available	Oversupply
6/29/2020 11:54	0:06	LSR	Data is not available	Data is not available	Oversupply
6/29/2020 12:12	0:02	LSR	Data is not available	Data is not available	Oversupply
6/29/2020 12:15	0:01	LSR	Data is not available	Data is not available	Oversupply
6/29/2020 12:32	0:07	LSR	Data is not available	Data is not available	Oversupply
6/29/2020 12:45	0:01	LSR	Data is not available	Data is not available	Oversupply
6/29/2020 12:51	0:04	LSR	Data is not available	Data is not available	Oversupply

Notes:
On June 27, 2012, Maui Electric notified LSR that although LSR has not operated in compliance with the revised ramp rate of 360 kW/minute, Maui Electric would conditionally allow LSR to operate at the allowed capacity of 1.2 MW while the Maui Electric-Lanai Diesel Operator was in the control room.
LSR possible output data is not available. Therefore, Maui Electric assumes LSR is curtailed if the LSR curtailment set point is less than 1,200 kW and LSR's output is within 70 kW of the curtailment set point.
The curtailment reasons have been modified to oversupply, system constraints, and facility requested, to provide continuity with HPUIC Docket No. 2013-0141 Decoupling for HECO companies metrics.

Hawai'i Electric Light Company Curtailment Report June 2020

Start Date/Time	MW output prior to start of curtailment	End Date/Time	MW output after curtailment released ¹	IPP	Reason for Curtailment
06/11/20 10:05	18.7 MW	06/12/20 07:30	18.4 MW	Pakini Nui Windfarm	Facility Requested
06/13/20 18:24	18.7 MW	06/13/20 19:12	11.4 MW	Pakini Nui Windfarm	System Constraint

¹ The MW output values are taken soon after curtailment is released by Hawai'i Electric Light and may not reflect their full output depending on ramp rate for the facility. The wind farms generally return immediately to full available levels, whereas PGV, Wailuku, and FIT Facilities may take longer to return to scheduled or full available output levels.

SERVICE LIST
(Docket No. 2011-0206)

DEAN NISHINA
EXECUTIVE DIRECTOR
DEPARTMENT OF COMMERCE AND CONSUMER AFFAIRS
DIVISION OF CONSUMER ADVOCACY
P.O. Box 541
Honolulu, HI 96809

1 Copy
Electronically Transmitted

GREGG J. KINKLEY, ESQ.
DEPARTMENT OF THE ATTORNEY GENERAL
425 Queen Street
Honolulu, Hawaii 96813
Counsel for DBEDT

1 Copy
Electronically Transmitted

DANIEL W.S. LAWRENCE, ESQ.
DEPARTMENT OF THE CORPORATION COUNSEL
CITY AND COUNTY OF HONOLULU
530 S. King Street, Room 110
Honolulu, HI 96813
Counsel for the CITY AND COUNTY OF HONOLULU

1 Copy
Electronically Transmitted

JOSEPH K. KAMELAMELA
ANGELIC M. HO
DEPARTMENT OF THE CORPORATION COUNSEL
COUNTY OF HAWAII
101 Aupuni Street, Suite 325
Hilo, HI 96720
Counsel for the COUNTY OF HAWAII

1 Copy
Electronically Transmitted

HENRY Q CURTIS
VICE PRESIDENT FOR CONSUMER ISSUES
LIFE OF THE LAND
P.O. Box 37158
Honolulu, HI 96837-0158

1 Copy
Electronically Transmitted

MELISSA MIYASHIRO (9360)
CHIEF OF STAFF
BLUE PLANET FOUNDATION
55 Merchant Street, 17th Floor
Honolulu, HI 96813

1 Copy
Electronically Transmitted

SERVICE LIST
(Docket No. 2011-0206)

ISAAC MORIWAKE, ESQ.
DAVID HENKIN, ESQ.
EARTHJUSTICE
850 Richards Street, Suite 400
Honolulu, HI 96813-4501
Counsel for HAWAII SOLAR ENERGY ASSOCIATION

1 Copy
Electronically Transmitted

RICK REED
DIRECTOR
HAWAII SOLAR ENERGY ASSOCIATION
761 Ahua Street
Honolulu, HI 96819

1 Copy
Electronically Transmitted

KENT D. MORIHARA, ESQ.
KRIS N. NAKAGAWA, ESQ.
LAUREN M. IMADA-LEE, ESQ.
TANYA M. FERNANDES, ESQ.
MoriHara Lau & Fong LLP
841 Bishop Street, Suite 400
Honolulu, Hawaii 96813
Counsel for KAUAI ISLAND UTILITY COOPERATIVE

1 Copy
Electronically Transmitted

ERIK W. KVAM
CHIEF EXECUTIVE OFFICER
ZERO EMISSIONS LEASING LLC
4188-4 Keanu Street
Honolulu, HI 96816

1 Copy
Electronically Transmitted

SANDRA-ANN Y.H. WONG, ESQ.
ATTORNEY AT LAW, A LAW CORPORATION
1050 Bishop Street, #514
Honolulu, HI 96813
Counsel for TAWHIRI POWER LLC

1 Copy
Electronically Transmitted

RILEY SAITO
73-1294 Awakea Street
Kailua-Kona, HI 96740
For SOLAR ENERGY INDUSTRIES ASSOCIATION

1 Copy
Electronically Transmitted

DEAN T. YAMAMOTO, ESQ.
YAMAMOTO & SETTLE
1100 Alakea Street, Suite 3100
Honolulu, HI 96813
Counsel for CASTLE & COOKE HOMES HAWAII, INC.,
CASTLE & COOKE RESORTS, LLC and
LANAI SUSTAINABILITY RESEARCH, LLC

1 Copy
Electronically Transmitted

SERVICE LIST
(Docket No. 2011-0206)

MICHAEL J. HOPPER, ESQ. DEPUTY CORPORATION COUNSEL DEPARTMENT OF THE CORPORATION COUNSEL COUNTY OF MAUI 200 S. High Street Wailuku, HI 96793 Counsel for the COUNTY OF MAUI	1 Copy Electronically Transmitted
CURTIS SEYMOUR SENIOR MANAGER, GOVERNMENT AFFAIRS SUN EDISON LLC 600 Clipper Drive Belmont, CA 94002	1 Copy Electronically Transmitted
MONA W. CLARK, ESQ. OFFICE OF THE COUNTY ATTORNEY COUNTY OF KAUAI 4444 Rice Street, Suite 200 Lihue, HI 96766-1300	1 Copy Electronically Transmitted
BRADLEY ALBERT PRESIDENT HAWAII PV COALITION P.O. Box 81501 Haiku, HI 96708	1 Copy Electronically Transmitted
HILTON H. UNEMORI ECM, INC. 130 N. Market Street Wailuku, HI 96793-1716 For SOUTH MAUI RENEWABLE RESOURCES, LLC	1 Copy Electronically Transmitted
SKY STANFIELD SHUTE, MIHALY & WEINBERGER LLP 396 Hayes Street San Francisco, CA 94102 For the INTERSTATE RENEWABLE ENERGY COUNCIL	1 Copy Electronically Transmitted
PETE COOPER SOLARCITY CORPORATION REGIONAL DIRECTOR, HAWAII 599 Kahelu Street Mililani, HI 96789	1 Copy Electronically Transmitted

SERVICE LIST
(Docket No. 2011-0206)

ALISON SILVERSTEIN
19213 Luedtke Lane
Pflugerville, TX 78660

1 Copy
Electronically Transmitted

BRENDAN KIRBY
12011 SW Pineapple Court
Palm City, FL 34990

1 Copy
Electronically Transmitted

Chun, Marisa

From: puc@hawaii.gov
Sent: Friday, July 24, 2020 8:30 AM
To: Chun, Marisa
Subject: Hawaii PUC eFiling Confirmation of Filing

[This email is coming from an EXTERNAL source. Please use caution when opening attachments or links in suspicious email.]

Your eFile document has been filed with the Hawaii Public Utilities commission on 2020 Jul 24 AM 08:25. The mere fact of filing shall not waive any failure to comply with Hawaii Administrative Rules Chapter 6-61, Rules of Practice and Procedure Before the Public Utilities Commission, or any other application requirements. Your confirmation number is MARI20082505472. If you have received this email in error please notify the Hawaii Public Utilities Commission by phone at 808 586-2020 or email at hawaii.puc@hawaii.gov.