



June 24, 2020

The Honorable Chair and Members
of the Hawai'i Public Utilities Commission
Kekuanao'a Building, First Floor
465 South King Street
Honolulu, Hawai'i 96813

Dear Commissioners:

Subject: Docket No. 2011-0206
Reliability Standards Working Group
Monthly Report

In accordance with Ordering Paragraph 3 of Order No. 30371, filed May 4, 2012 in the subject proceeding, enclosed as Exhibit A is Hawaiian Electric's¹ monthly report for May 2020 on: (1) system frequency control performance during month; (2) significant system events during month; and (3) curtailment of non-dispatchable renewable resources.

Any party to this proceeding may obtain an electronic copy of this report by emailing Marisa Chun at marisa.chun@hawaiianelectric.com.

Sincerely,

/s/ Kevin M. Katsura

Kevin M. Katsura
Director, Regulatory Non-Rate Proceedings

Enclosures

c: Service List

¹ Hawaiian Electric Company, Inc., Maui Electric Company, Limited, and Hawai'i Electric Light Company, Inc. are each doing business as "Hawaiian Electric" and have jointly registered "Hawaiian Electric" as a trade name with the State of Hawai'i Department of Commerce and Consumer Affairs, as evidenced by Certificate of Registration No. 4235929, dated December 20, 2019.

The Commission's Order No. 30371 (Docket No 2011-0206 – Relating To Various Matters in RSWG Process), filed May 4, 2012, ordered the following information for each island grid:

- (1) System frequency control performance during month:
 - a) Frequency duration plot based on the highest resolution SCADA data available for the month detailing how many seconds each power system operated at frequencies above 60 hertz and at frequencies below 60 Hz.
 - b) Tabulation of the number, magnitude and duration of frequency excursions (high and low) outside normal frequency control range (59.95 to 60.05 Hz).

The following provides information with respect to items 1a) through 1b) – (all statements are current as of the month ending May 31, 2020):

1a) Frequency duration plot based on the highest resolution SCADA data available for the month detailing how many seconds each power system operated at frequencies above 60 hertz and at frequencies below 60 Hz:

The frequency duration plots for Hawaiian Electric Company, Inc., Maui Electric Company, Limited (Maui Division) and Hawai'i Electric Light Company, Inc. based on two-second data are provided in Attachment 1, and the enclosed Excel files. Refer to the electronic files for the individual data points because the information is voluminous and does not translate well to a hard copy.

1b) Tabulation of the number, magnitude and duration of frequency excursions (high and low) outside normal frequency control range (59.95 to 60.05 Hz):

Tabulation of the number, magnitude and duration of frequency excursions outside of the frequency range of 59.95 Hz to 60.05 Hz for Hawaiian Electric Company, Inc., Maui Electric Company, Limited (Maui Division) and Hawai'i Electric Light Company, Inc are provided in Attachment 2, and the enclosed Excel files. Refer to the electronic files for the individual data points because the information is voluminous and does not translate well to a hard copy.

- (2) Significant system events during month:
 - a) Tabulation of contingency reserve activations including date and time, MW magnitude, duration, and triggering event.
 - b) Tabulation of under frequency load shed activations including date and time, triggering frequency, MW magnitude, duration, and triggering event.
 - c) Tabulation of demand response activations for system events, including date and time, MW magnitude, duration, and triggering event, (excluding demand response utilization for unit commitment deferral or system operations economics.)

The following provides information with respect to items 2a) through 2c) – (all statements are current as of the month ending May 31, 2020):

2a) Tabulation of contingency reserve activations including date and time, MW magnitude, duration, and triggering event:

Hawaiian Electric Company, Inc.'s contingency reserve activations are provided in Attachment 3. Maui Electric Company, Limited and Hawai'i Electric Light Company, Inc. do not operate with contingency reserve requirements.

2b) Tabulation of under frequency load shed activations including date and time, triggering frequency, MW magnitude, duration, and triggering event:

Hawaiian Electric Company, Inc., Hawai'i Electric Light Company, Inc, and Maui Electric Company, Limited did not have any under frequency load shed activations in the month of May. Therefore, Attachment 4 is not being provided for this reporting period.

2c) Tabulation of demand response activations for system events, including date and time, MW magnitude, duration, and triggering event, (excluding demand response utilization for unit commitment deferral or system operations economics.)

Hawaiian Electric Company, Inc.'s demand response activations for system events are provided in Attachment 5. Hawai'i Electric Light Company, Inc. currently does not have a demand response program. Maui Electric Company, Limited has implemented the Fast Demand Response pilot program on a limited basis. Hawai'i Electric Light Company, Inc. plans to use the findings of Maui Electric Company, Limited's pilot program to help in the evaluation and development of future demand response programs. Maui Electric Company, Limited executes a weekly testing protocol which measures customer participation. This program is not currently used in response to actual system events.

- (3) Curtailment of non-dispatchable renewable resources:
- (a) Tabulation of each curtailment event for each resource including the starting date and time, duration, megawatt hours curtailed, peak MW curtailed, and reason for curtailment.
 - (b) Total MWh of non-dispatchable renewable resources curtailed for the month.

The following provides information with respect to items 3a) through 3b) – (all statements are current as of the month ending May 31, 2020):

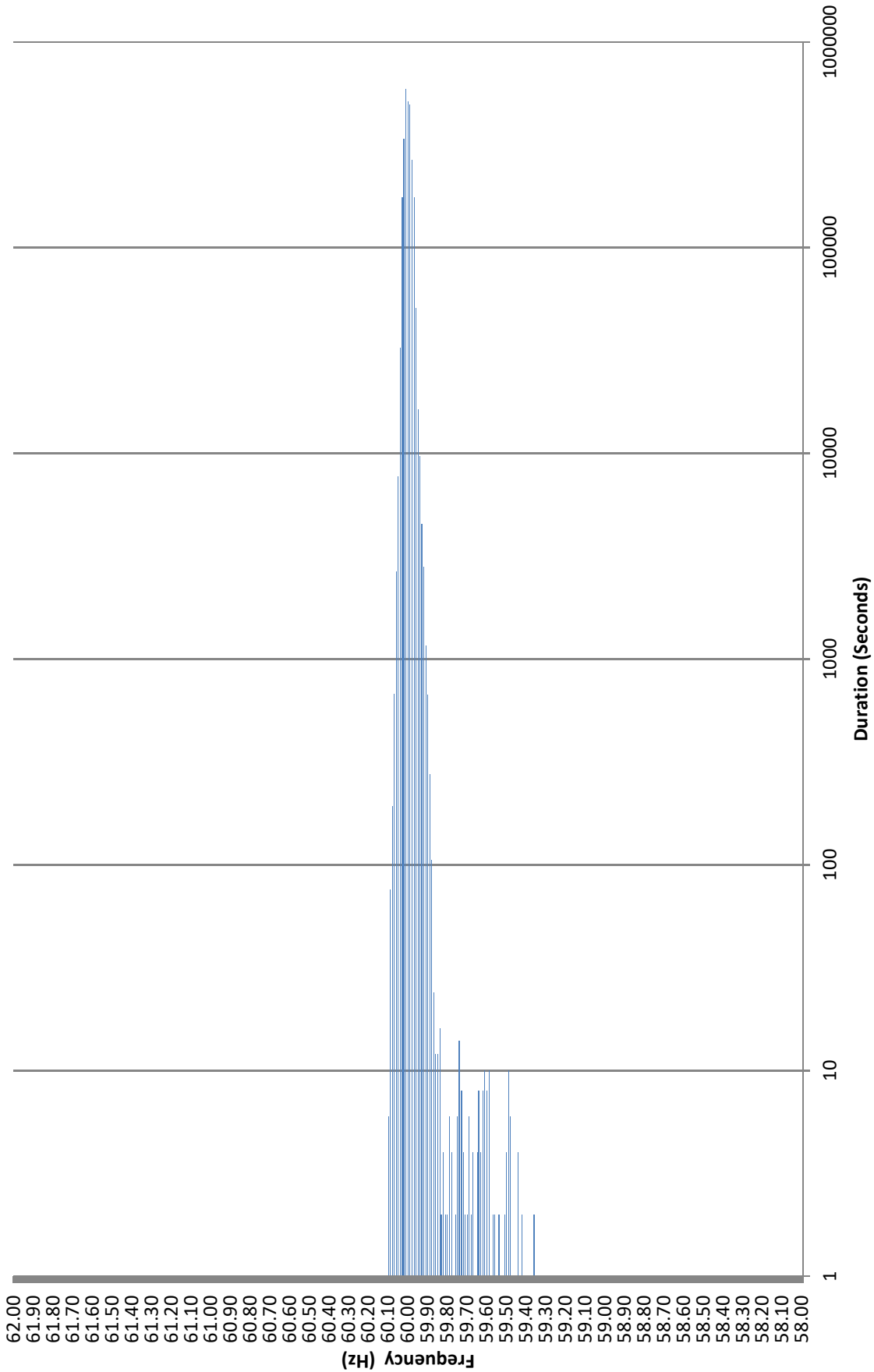
3a) Tabulation of each curtailment event for each resource including the starting date and time, duration, megawatt hours curtailed, peak MW curtailed, and reason for curtailment:

The tabulation of each curtailment event for each resource is provided in Attachment 6.

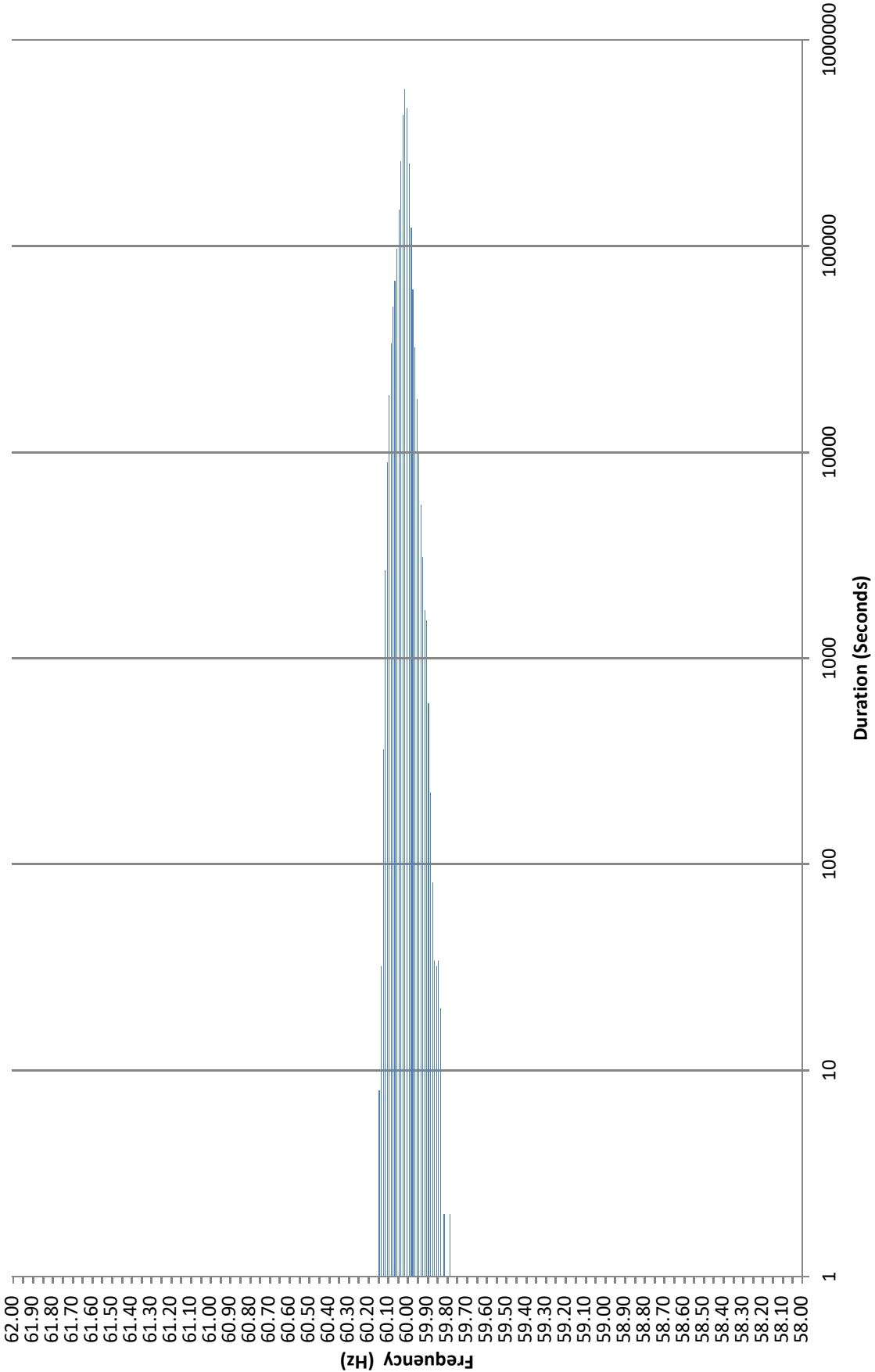
3b) Total MWh of non-dispatchable renewable resources curtailed for the month:

Curtailed MWh from non-dispatchable resources are difficult to determine due to the variability of the resource during curtailment periods. In some cases, the curtailed MWh estimates were provided by the IPPs under curtailment. The Company does not make any representations as to the accuracy of the curtailed MWh. The estimated MWh of non-dispatchable resources curtailed for the month are provided in Attachment 6, corresponding to each curtailment event.

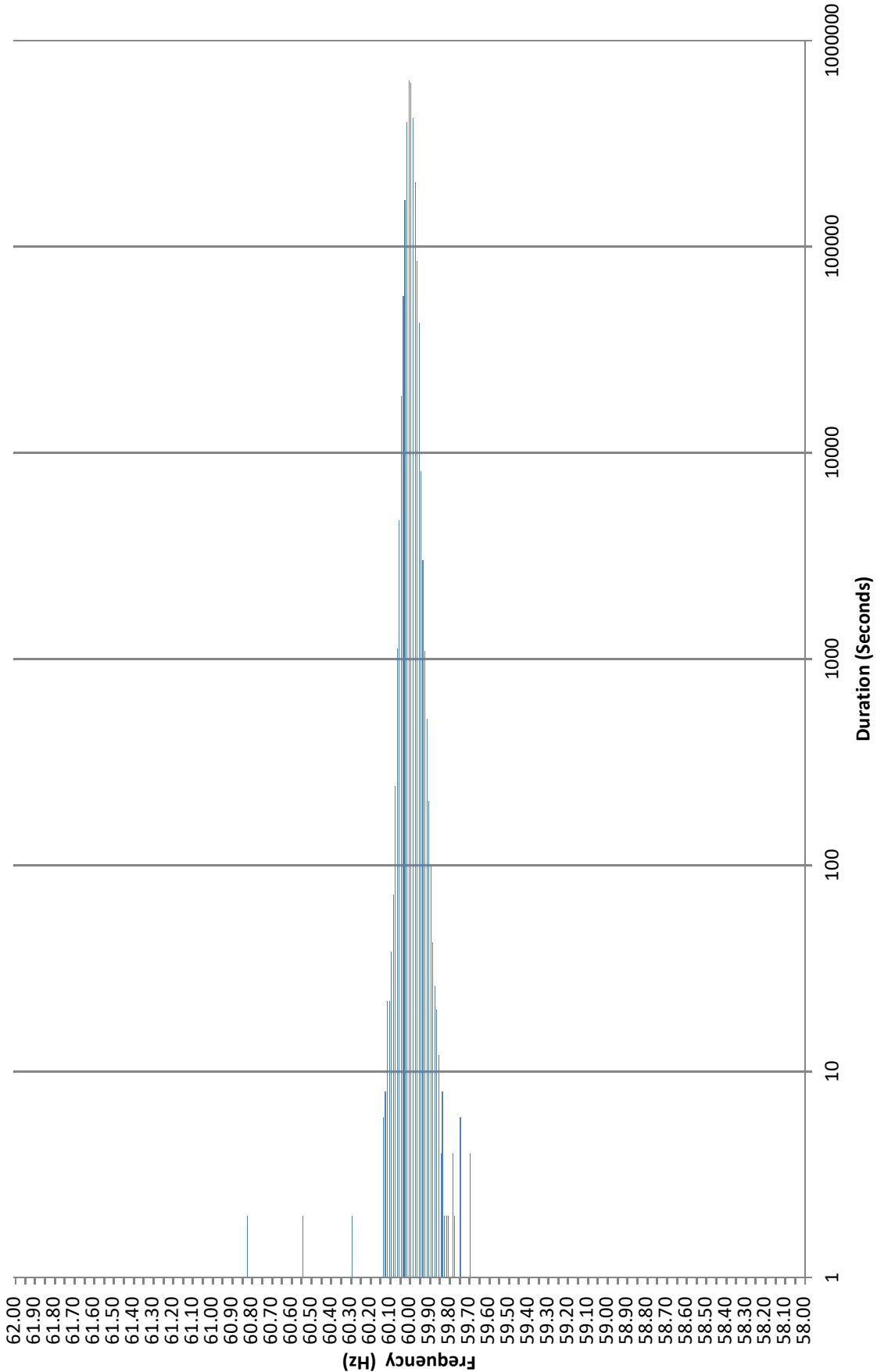
Frequency Distribution Plot - Hawaiian Electric Company, Inc. May 2020



**Frequency Distribution Plot - Maui Electric Company, Limited
May 2020**



**Frequency Distribution Plot - Hawai'i Electric Light Company, Inc.
May 2020**



Hawaiian Electric Company, Inc. Frequency Excursion Statistics May 2020		
Data Rounded to the nearest	<59.95 Hz	>60.05 Hz
Number of Excursions	1652	542
Maximum Duration (sec)	324	222
Maximum Deviation (Hz)	59.363	60.099
Total Duration of Excursions (sec)	25166	5668

Maui Electric Company, Limited Frequency Excursion Statistics May 2020		
	<59.95 Hz	>60.05 Hz
Number of Excursions	4534	20642
Maximum Duration (sec)	442	2468
Maximum Deviation (Hz)	59.785	60.144
Total Duration of Excursions (sec)	30666	225694

Hawai'i Electric Light Company, Inc. Frequency Excursion Statistics May 2020		
	<59.95 Hz	>60.05 Hz
Number of Excursions	6905	784
Maximum Duration (sec)	90	60
Maximum Deviation (Hz)	59.686	60.131
Total Duration of Excursions (sec)	34702	2954

HAWAIIAN ELECTRIC COMPANY, INC.
CONTINGENCY RESERVE ACTIVATION EVENTS
May 2020

Event #	Date & Time	Frequency (Hz)			Spinning Reserve Shortfall (MW)	Duration (HH:MM)	Description
		Prior to Event	Nadir	Trigger			
1	5/19/2020 7:59	59.99	59.48	NA	-24	0:17	KPLP CT2 tripped while generating ~8MW.
2	5/19/2020 7:59	59.57	59.36	NA	-24	0:17	KPLP ST tripped while generating ~1MW.

This page intentionally left blank.

HAWAIIAN ELECTRIC COMPANY, INC.
 DEMAND RESPONSE EVENTS
 May 2020

Event #	Date & Time	Frequency (Hz)			Load Shed (MW)	Duration (HH:MM)	Description
		Prior to Event	Nadir	Trigger			
1	5/19/2020 7:59	59.99	59.48	59.70	NA	0:04	KPLP CT2 tripped while generating ~8MW. RDLC/CIDLC activated.
2	5/19/2020 7:59	59.57	59.36	59.70	NA	0:04	KPLP ST tripped while generating ~1MW. RDLC/CIDLC activated.

Hawaiian Electric Company, Inc. Curtailment Report May 2020

Start Date/Time	Curtailment Set Point	MW output prior to start of curtailment	End Date/Time	MW output after curtailment released	Estimated MWh of curtailed energy during event (1)	IPP/Facility	Reason for Curtailment
05/01/20 10:44	0.0	0.00	05/01/20 11:23	0	*	KSMauka	Oversupply
05/01/20 10:48	0.0	13.83	05/01/20 11:24	0	*	KSMakai	Oversupply
05/01/20 10:54	0.0	4.39	05/01/20 11:21	0	*	Aloha2	Oversupply
05/01/20 11:23	0.0	0.00	05/01/20 18:52	0	*	Aloha2	Facility Requested
05/06/20 10:54	0.0	3.50	05/06/20 11:27	0	*	Lani	Facility Requested
05/08/20 10:10	12.0	14.04	05/08/20 10:38	12.26	*	Lani	System Constraints
05/08/20 12:15	0.0	13.00	05/08/20 12:57	0	*	KSMauka	Oversupply
05/08/20 12:15	0.0	12.00	05/08/20 12:45	0	*	KSMakai	Oversupply
05/09/20 07:59	0.0	1.90	05/09/20 08:58	0	*	KWMakai	System Constraints
05/09/20 08:02	0.0	10.70	05/09/20 08:56	0	*	KSMakai	System Constraints
05/09/20 08:08	0.0	7.00	05/09/20 08:53	0	*	KWF	System Constraints
05/09/20 09:13	0.0	7.00	05/09/20 15:08	0	*	KSMauka	Oversupply
05/09/20 09:15	0.0	4.19	05/09/20 15:02	0	*	Aloha2	Oversupply
05/09/20 09:16	38.4	44.90	05/09/20 09:18	41.39	*	Waipio	Oversupply
05/09/20 09:16	11.6	13.67	05/09/20 09:18	11.75	*	Lani	Oversupply
05/09/20 09:16	0.0	0.20	05/09/20 15:07	0	*	KSMakai	Oversupply
05/09/20 09:18	31.2	41.39	05/09/20 09:22	36.46	*	Waipio	Oversupply
05/09/20 09:18	8.8	11.75	05/09/20 09:22	8.98	*	Lani	Oversupply
05/09/20 09:22	24.1	36.46	05/09/20 10:14	24.03	*	Waipio	Oversupply
05/09/20 09:22	5.9	8.98	05/09/20 10:14	5.93	*	Lani	Oversupply
05/09/20 10:14	16.1	24.03	05/09/20 11:14	15.83	*	Waipio	Oversupply
05/09/20 10:14	3.9	5.93	05/09/20 11:14	4.01	*	Lani	Oversupply
05/09/20 11:14	16.0	15.83	05/09/20 12:03	15.83	*	Waipio	Oversupply
05/09/20 11:14	4.0	4.01	05/09/20 12:03	4.06	*	Lani	Oversupply
05/09/20 12:03	24.0	15.83	05/09/20 13:03	24.03	*	Waipio	Oversupply
05/09/20 12:03	6.0	4.06	05/09/20 13:03	6.17	*	Lani	Oversupply
05/09/20 13:03	23.9	24.03	05/09/20 13:13	24.03	*	Waipio	Oversupply
05/09/20 13:03	6.1	6.17	05/09/20 13:13	6.17	*	Lani	Oversupply
05/09/20 14:00	31.9	31.77	05/09/20 14:13	31.3	*	Waipio	Oversupply
05/09/20 14:00	8.1	8.14	05/09/20 14:13	8.09	*	Lani	Oversupply
05/09/20 14:13	31.9	31.30	05/09/20 14:46	32.01	*	Waipio	Oversupply
05/09/20 14:13	8.1	8.09	05/09/20 14:46	8.37	*	Lani	Oversupply
05/09/20 14:46	45.9	32.01	05/09/20 14:49	36.93	*	Waipio	Oversupply
05/09/20 14:46	12.3	8.37	05/09/20 14:49	12.5	*	Lani	Oversupply
05/09/20 20:46	0.0	11.00	05/09/20 21:33	0	*	KWF	System Constraints
05/09/20 20:49	0.0	8.00	05/09/20 21:32	0	*	KWMakai	System Constraints
05/09/20 20:52	0.0	0.00	05/09/20 21:36	0	*	KSMakai	System Constraints
05/10/20 08:54	0.0	5.40	05/10/20 15:06	0	*	KSMauka	Oversupply
05/10/20 08:54	0.0	4.80	05/10/20 15:05	0	*	KSMakai	Oversupply
05/10/20 08:56	0.0	3.70	05/10/20 15:03	0	*	Aloha2	Oversupply
05/10/20 09:00	29.3	35.99	05/10/20 09:13	29.19	*	Waipio	Oversupply
05/10/20 09:00	10.7	13.20	05/10/20 09:13	10.86	*	Lani	Oversupply
05/10/20 09:13	14.6	29.19	05/10/20 10:13	14.66	*	Waipio	Oversupply
05/10/20 09:13	5.4	10.86	05/10/20 10:13	5.56	*	Lani	Oversupply
05/10/20 10:13	14.5	14.66	05/10/20 11:13	14.42	*	Waipio	Oversupply
05/10/20 10:13	5.5	5.56	05/10/20 11:13	5.65	*	Lani	Oversupply
05/10/20 11:13	14.4	14.42	05/10/20 12:13	14.4	*	Waipio	Oversupply
05/10/20 11:13	5.6	5.65	05/10/20 12:13	5.65	*	Lani	Oversupply
05/10/20 12:13	14.4	14.40	05/10/20 12:51	14.19	*	Waipio	Oversupply
05/10/20 12:13	5.6	5.65	05/10/20 12:51	5.79	*	Lani	Oversupply
05/10/20 12:51	21.5	14.19	05/10/20 13:51	21.22	*	Waipio	Oversupply
05/10/20 12:51	5.6	5.79	05/10/20 13:51	8.65	*	Lani	Oversupply
05/10/20 13:51	21.3	21.22	05/10/20 14:01	20.99	*	Waipio	Oversupply
05/10/20 13:51	8.7	8.65	05/10/20 14:01	8.65	*	Lani	Oversupply
05/10/20 14:01	14.2	20.99	05/10/20 14:35	14.19	*	Waipio	Oversupply
05/10/20 14:01	5.8	8.65	05/10/20 14:35	5.98	*	Lani	Oversupply
05/10/20 14:35	28.2	14.19	05/10/20 14:48	23.33	*	Waipio	Oversupply
05/10/20 14:35	11.8	5.98	05/10/20 14:48	9.73	*	Lani	Oversupply
05/11/20 07:06	0.0	13.01	05/11/20 08:23	0	*	KWF	System Constraints

Hawaiian Electric Company, Inc. Curtailment Report May 2020

Start Date/Time	Curtailment Set Point	MW output prior to start of curtailment	End Date/Time	MW output after curtailment released	Estimated MWh of curtailed energy during event (1)	IPP/Facility	Reason for Curtailment
05/11/20 07:39	0.0	1.00	05/11/20 08:21	0	*	KWMakai	System Constraints
05/11/20 07:41	0.0	0.80	05/11/20 08:19	0	*	KSMakai	System Constraints
05/11/20 13:08	0.0	29.00	05/11/20 13:50	0	*	KSMauka	Oversupply
05/11/20 16:15	0.0	2.80	05/11/20 19:10	0	*	KWMakai	System Constraints
05/11/20 16:19	0.0	9.60	05/11/20 19:26	0	*	KWF	System Constraints
05/13/20 07:56	Various	11.70	05/13/20 10:56	1.05	*	Lani	System Constraints
05/14/20 07:49	0.0	14.70	05/14/20 08:15	0	*	Lani	Facility Requested
05/14/20 09:07	10.0	13.62	05/14/20 09:32	10.2	*	Lani	System Constraints
05/16/20 08:47	0.0	8.40	05/16/20 10:32	0	*	KWMauka	System Constraints
05/16/20 08:50	0.0	28.70	05/16/20 10:34	0	*	KSMauka	System Constraints
05/16/20 08:53	0.0	2.90	05/16/20 10:36	0	*	North	System Constraints
05/16/20 08:54	0.0	1.00	05/16/20 10:36	0	*	South	System Constraints
05/16/20 10:58	0.0	16.50	05/16/20 13:35	0	*	KSMauka	Oversupply
05/16/20 11:00	0.0	16.70	05/16/20 13:34	0	*	KSMakai	Oversupply
05/16/20 11:08	0.0	2.80	05/16/20 13:32	0	*	Aloha2	Oversupply
05/17/20 08:36	0.0	26.00	05/17/20 14:00	0	*	KSMauka	Oversupply
05/17/20 08:36	0.0	16.00	05/17/20 13:59	0	*	KSMakai	Oversupply
05/17/20 08:38	0.0	3.00	05/17/20 13:35	0	*	Aloha2	Oversupply
05/17/20 09:58	30.5	44.44	05/17/20 10:47	30.6	*	Waipio	Oversupply
05/17/20 09:58	9.5	14.00	05/17/20 10:47	9.68	*	Lani	Oversupply
05/17/20 10:47	15.2	30.60	05/17/20 11:47	15.12	*	Waipio	Oversupply
05/17/20 10:47	4.8	9.68	05/17/20 11:47	4.85	*	Lani	Oversupply
05/17/20 11:47	15.2	15.12	05/17/20 13:05	15.36	*	Waipio	Oversupply
05/17/20 11:47	4.8	4.85	05/17/20 13:05	4.85	*	Lani	Oversupply
05/17/20 13:05	30.5	15.36	05/17/20 13:31	30.6	*	Waipio	Oversupply
05/17/20 13:05	9.5	4.85	05/17/20 13:31	9.73	*	Lani	Oversupply
05/19/20 07:25	0.0	12.00	05/19/20 09:03	0	*	KWF	System Constraints
05/19/20 07:35	0.0	6.30	05/19/20 08:56	0	*	KWMakai	System Constraints
05/19/20 07:37	0.0	3.10	05/19/20 08:51	0	*	KSMakai	System Constraints
05/19/20 18:32	0.0	19.15	05/19/20 19:23	0	*	KWF	System Constraints
05/19/20 18:55	0.0	0.00	05/19/20 19:15	0	*	KSMakai	System Constraints
05/19/20 18:58	0.0	4.30	05/19/20 19:20	0	*	KWMakai	System Constraints
05/19/20 20:46	0.0	0.00	05/20/20 14:51	0	*	KREP	System Constraints
05/19/20 20:47	0.0	0.00	05/20/20 13:47	0	*	WestL	System Constraints
05/21/20 10:44	0.0	12.29	05/21/20 10:55	18.74	*	KWF	System Constraints
05/21/20 10:55	5.0	18.74	05/21/20 10:57	18.28	*	KWF	System Constraints
05/21/20 10:57	25.0	18.28	05/21/20 10:59	16.07	*	KWF	System Constraints
05/21/20 10:59	15.0	16.07	05/21/20 11:05	14.89	*	KWF	System Constraints
05/26/20 07:11	0.0	0.50	05/26/20 07:42	0	*	KREP	System Constraints
05/26/20 07:14	0.0	1.10	05/26/20 07:40	0	*	WestL	System Constraints
05/26/20 17:58	0.0	0.70	05/26/20 18:09	0	*	KREP	System Constraints
05/26/20 17:59	0.0	0.00	05/26/20 18:08	0	*	WestL	System Constraints
05/26/20 18:08	5.0	0.00	05/26/20 18:09	0	*	WestL	System Constraints
05/27/20 07:42	0.0	3.60	05/27/20 07:57	0	*	KLS2	System Constraints
05/27/20 08:12	0.0	1.70	05/27/20 09:00	0	*	KREP	System Constraints
05/27/20 08:15	0.0	7.40	05/27/20 09:01	0	*	WestL	System Constraints
05/27/20 15:26	0.0	3.00	05/27/20 15:43	0	*	KLS2	System Constraints
05/27/20 18:03	0.0	0.30	05/27/20 18:35	0	*	KREP	System Constraints
05/27/20 18:19	0.0	1.00	05/27/20 18:36	0	*	WestL	System Constraints
05/28/20 05:23	0.0	0.00	05/28/20 07:25	0	*	WestL	System Constraints
05/28/20 06:40	0.0	0.20	05/28/20 07:24	0	*	KREP	System Constraints
05/28/20 07:32	0.0	0.00	05/28/20 17:32	0	*	Waianae	System Constraints
05/28/20 07:39	0.0	1.40	05/28/20 08:33	0	*	Aloha1	System Constraints
05/28/20 15:47	0.0	3.20	05/28/20 16:41	0	*	Aloha1	System Constraints
05/28/20 18:14	0.0	0.30	05/28/20 18:44	0	*	KREP	System Constraints
05/28/20 18:28	0.0	0.60	05/28/20 18:46	0	*	WestL	System Constraints
05/29/20 05:25	0.0	0.00	05/29/20 08:47	0	*	WestL	System Constraints
05/29/20 05:28	0.0	0.00	05/29/20 08:46	0	*	KREP	System Constraints
05/29/20 18:06	0.0	0.00	05/29/20 19:19	0	*	KREP	System Constraints
05/29/20 18:07	0.0	0.70	05/29/20 19:20	0	*	WestL	System Constraints
05/30/20 06:13	0.0	2.00	05/30/20 06:35	0	*	KWF	System Constraints
05/30/20 06:16	0.0	1.00	05/30/20 06:37	0	*	KWMakai	System Constraints

Hawaiian Electric Company, Inc. Curtailment Report May 2020

Start Date/Time	Curtailment Set Point	MW output prior to start of curtailment	End Date/Time	MW output after curtailment released	Estimated MWh of curtailed energy during event (1)	IPP/Facility	Reason for Curtailment
05/30/20 06:17	0.0	1.00	05/30/20 06:37	0	*	KSMakai	System Constraints
05/30/20 14:53	0.0	10.60	05/30/20 16:54	0	*	KWF	System Constraints
05/30/20 14:56	0.0	4.50	05/30/20 16:51	0	*	KWMakai	System Constraints
05/30/20 14:59	0.0	3.60	05/30/20 16:47	0	*	KSMakai	System Constraints

Aloha1 = Aloha Solar Energy Fund I
Aloha2 = Aloha Solar Energy Fund II
KLS2 = Kalaeloa Solar Two
KREP = Kalaeloa Renewable Energy Partners
KWF = Kahuku Wind Power
Lani = Lanikuhana Solar
KSMakai = Kawaiiloa Solar Makai
KSMauka = Kawaiiloa Solar Mauka
KWMakai = Kawaiiloa Wind Makai
KWMauka = Kawaiiloa Wind Mauka
North = Waihonu North
South = Waihonu South
Waianae = EE Waianae Solar Project
Waipio = Waipio PV
WestL = West Loch PV

(1) The estimated MWh of energy curtailed during the event is supplied by IPP, and HECO does not make any representations as to its accuracy.
* Data has not been provided by IPP.



Maui Curtailment Report

May 2020

Start Date and Time	Duration (minutes)	IPP Curtailed	Estimated Curtailed MWH	Peak MW Curtailed	Reasons for Curtailment
5/1/2020 0:00	3:05	KWP/II	52.7800	19.2106	Oversupply
5/1/2020 0:44	2:17	AWE	10.9641	20.3000	Oversupply
5/1/2020 3:09	1:21	KWP/II	23.8065	19.2106	Oversupply
5/1/2020 3:24	0:03	AWE	0.0571	13.1000	Oversupply
5/1/2020 3:28	0:14	AWE	0.3948	14.7000	Oversupply
5/1/2020 3:43	0:01	AWE	0.0037	11.1000	Oversupply
5/1/2020 3:45	0:01	AWE	0.0005	10.9000	Oversupply
5/1/2020 3:48	0:03	AWE	0.0506	12.7000	Oversupply
5/1/2020 3:54	0:03	AWE	0.0176	12.5000	Oversupply
5/1/2020 4:02	0:02	AWE	0.0103	13.1000	Oversupply
5/1/2020 4:12	0:11	AWE	0.4058	18.2000	Oversupply
5/1/2020 4:24	0:01	AWE	0.0125	13.6000	Oversupply
5/1/2020 4:32	0:51	KWP/II	15.0767	19.2106	Oversupply
5/1/2020 4:44	0:01	AWE	0.0011	13.7000	Oversupply
5/1/2020 4:46	0:05	AWE	0.0474	15.1000	Oversupply
5/1/2020 4:52	0:12	AWE	0.3110	17.7000	Oversupply
5/1/2020 5:07	0:09	AWE	0.1773	19.4000	Oversupply
5/1/2020 5:25	2:37	KWP/II	26.6627	19.2106	Oversupply
5/1/2020 5:44	2:18	ESA	Data is not available	Data is not available	Oversupply
5/1/2020 5:48	2:14	BS250	Data is not available	Data is not available	Oversupply
5/1/2020 6:06	1:55	SSA3	1.2416	0.0020	Oversupply
5/1/2020 6:08	1:53	SSA2	0.3532	-0.0010	Oversupply
5/1/2020 6:25	10:54	17-2	2.8554	0.7500	Oversupply
5/1/2020 6:59	0:01	AWE	0.0035	19.9000	Oversupply
5/1/2020 7:05	0:02	AWE	0.0098	20.1000	Oversupply
5/1/2020 7:08	0:02	AWE	0.0053	19.4000	Oversupply
5/1/2020 7:11	0:01	AWE	0.0036	19.3000	Oversupply
5/1/2020 8:01	0:01	SSA2	0.0129	-0.0010	Oversupply
5/1/2020 8:02	0:01	SSA3	0.0216	0.2550	Oversupply
5/1/2020 8:02	0:01	SSA2	0.0132	0.0740	Oversupply
5/1/2020 8:02	0:01	SSA3	0.0212	0.4470	Oversupply
5/1/2020 8:03	0:07	BS250	Data is not available	Data is not available	Oversupply
5/1/2020 8:03	0:07	ESA	Data is not available	Data is not available	Oversupply
5/1/2020 8:03	0:07	SSA2	0.1055	0.0130	Oversupply
5/1/2020 8:03	0:06	SSA3	0.1689	0.0060	Oversupply
5/1/2020 8:05	0:05	KWP/II	0.0565	13.2229	Oversupply
5/1/2020 8:09	0:01	SSA3	0.0212	0.0670	Oversupply
5/1/2020 8:10	0:01	SSA2	0.0134	0.0720	Oversupply
5/1/2020 8:10	0:01	SSA3	0.0216	0.3970	Oversupply
5/1/2020 8:11	0:01	SSA2	0.0134	0.1050	Oversupply
5/1/2020 8:11	0:01	SSA3	0.0212	0.6900	Oversupply
5/1/2020 8:12	0:01	SSA2	0.0129	0.2280	Oversupply
5/1/2020 8:12	0:01	SSA3	0.0212	0.8840	Oversupply
5/1/2020 8:12	0:01	SSA2	0.0134	0.4400	Oversupply
5/1/2020 8:12	0:01	SSA3	0.0212	0.3270	Oversupply
5/1/2020 8:13	9:04	BS250	Data is not available	Data is not available	Oversupply
5/1/2020 8:13	9:04	ESA	Data is not available	Data is not available	Oversupply
5/1/2020 8:13	9:03	SSA3	22.8192	0.0170	Oversupply
5/1/2020 8:13	9:03	SSA2	19.4494	0.0190	Oversupply
5/1/2020 8:14	9:04	KWP/II	146.9201	19.2106	Oversupply
5/1/2020 8:39	7:13	AWE	74.4991	20.2000	Oversupply
5/1/2020 8:43	0:01	5A	Data is not available	Data is not available	Oversupply
5/1/2020 8:43	0:01	SAG	Data is not available	Data is not available	Oversupply
5/1/2020 8:50	0:05	5A	Data is not available	Data is not available	Oversupply
5/1/2020 8:50	0:05	SAG	Data is not available	Data is not available	Oversupply
5/1/2020 8:52	0:03	KWP	0.0079	26.9275	Oversupply
5/1/2020 8:56	0:06	5A	Data is not available	Data is not available	Oversupply
5/1/2020 8:56	0:06	SAG	Data is not available	Data is not available	Oversupply
5/1/2020 8:56	0:01	KWP	0.0009	24.4484	Oversupply
5/1/2020 9:02	0:01	KWP	0.0026	24.6593	Oversupply
5/1/2020 9:05	0:02	5A	Data is not available	Data is not available	Oversupply
5/1/2020 9:05	0:02	SAG	Data is not available	Data is not available	Oversupply
5/1/2020 9:26	0:04	5A	Data is not available	Data is not available	Oversupply
5/1/2020 9:26	0:04	SAG	Data is not available	Data is not available	Oversupply
5/1/2020 9:47	0:05	5A	Data is not available	Data is not available	Oversupply
5/1/2020 9:47	0:05	SAG	Data is not available	Data is not available	Oversupply
5/1/2020 9:50	0:01	KWP	0.0026	26.7165	Oversupply
5/1/2020 9:52	0:01	KWP	0.0009	25.2923	Oversupply
5/1/2020 9:54	0:01	5A	Data is not available	Data is not available	Oversupply
5/1/2020 9:54	0:01	SAG	Data is not available	Data is not available	Oversupply
5/1/2020 9:56	0:01	5A	Data is not available	Data is not available	Oversupply
5/1/2020 9:56	0:01	SAG	Data is not available	Data is not available	Oversupply
5/1/2020 9:58	0:03	5A	Data is not available	Data is not available	Oversupply
5/1/2020 9:58	0:03	SAG	Data is not available	Data is not available	Oversupply
5/1/2020 10:02	0:01	5A	Data is not available	Data is not available	Oversupply



Maui Curtailment Report

May 2020

Start Date and Time	Duration (minutes)	IPP Curtailed	Estimated Curtailed MWH	Peak MW Curtailed	Reasons for Curtailment
5/1/2020 10:02	0:01	SAG	Data is not available	Data is not available	Oversupply
5/1/2020 10:02	0:01	KWP	0.0018	24.1319	Oversupply
5/1/2020 10:05	0:03	5A	Data is not available	Data is not available	Oversupply
5/1/2020 10:05	0:03	SAG	Data is not available	Data is not available	Oversupply
5/1/2020 10:13	0:02	5A	Data is not available	Data is not available	Oversupply
5/1/2020 10:13	0:02	SAG	Data is not available	Data is not available	Oversupply
5/1/2020 10:16	0:02	5A	Data is not available	Data is not available	Oversupply
5/1/2020 10:16	0:02	SAG	Data is not available	Data is not available	Oversupply
5/1/2020 10:19	0:02	5A	Data is not available	Data is not available	Oversupply
5/1/2020 10:19	0:02	SAG	Data is not available	Data is not available	Oversupply
5/1/2020 10:22	0:03	5A	Data is not available	Data is not available	Oversupply
5/1/2020 10:22	0:03	SAG	Data is not available	Data is not available	Oversupply
5/1/2020 10:27	0:02	5A	Data is not available	Data is not available	Oversupply
5/1/2020 10:27	0:02	SAG	Data is not available	Data is not available	Oversupply
5/1/2020 10:30	0:01	5A	Data is not available	Data is not available	Oversupply
5/1/2020 10:30	0:01	SAG	Data is not available	Data is not available	Oversupply
5/1/2020 10:32	0:01	5A	Data is not available	Data is not available	Oversupply
5/1/2020 10:32	0:01	SAG	Data is not available	Data is not available	Oversupply
5/1/2020 10:34	0:02	5A	Data is not available	Data is not available	Oversupply
5/1/2020 10:34	0:02	SAG	Data is not available	Data is not available	Oversupply
5/1/2020 10:37	0:03	5A	Data is not available	Data is not available	Oversupply
5/1/2020 10:37	0:03	SAG	Data is not available	Data is not available	Oversupply
5/1/2020 10:41	0:06	5A	Data is not available	Data is not available	Oversupply
5/1/2020 10:41	0:06	SAG	Data is not available	Data is not available	Oversupply
5/1/2020 10:49	0:04	5A	Data is not available	Data is not available	Oversupply
5/1/2020 10:49	0:04	SAG	Data is not available	Data is not available	Oversupply
5/1/2020 10:58	0:02	5A	Data is not available	Data is not available	Oversupply
5/1/2020 10:58	0:02	SAG	Data is not available	Data is not available	Oversupply
5/1/2020 10:59	0:01	KWP	0.0009	25.5560	Oversupply
5/1/2020 11:01	0:01	5A	Data is not available	Data is not available	Oversupply
5/1/2020 11:01	0:01	SAG	Data is not available	Data is not available	Oversupply
5/1/2020 11:02	0:02	KWP	0.0035	23.8681	Oversupply
5/1/2020 11:03	0:04	5A	Data is not available	Data is not available	Oversupply
5/1/2020 11:03	0:04	SAG	Data is not available	Data is not available	Oversupply
5/1/2020 11:09	0:01	5A	Data is not available	Data is not available	Oversupply
5/1/2020 11:09	0:01	SAG	Data is not available	Data is not available	Oversupply
5/1/2020 11:10	0:01	KWP	0.0026	22.4967	Oversupply
5/1/2020 11:11	0:03	5A	Data is not available	Data is not available	Oversupply
5/1/2020 11:11	0:03	SAG	Data is not available	Data is not available	Oversupply
5/1/2020 11:12	0:01	KWP	0.0009	22.8132	Oversupply
5/1/2020 11:19	0:01	5A	Data is not available	Data is not available	Oversupply
5/1/2020 11:19	0:01	SAG	Data is not available	Data is not available	Oversupply
5/1/2020 11:21	0:02	5A	Data is not available	Data is not available	Oversupply
5/1/2020 11:21	0:02	SAG	Data is not available	Data is not available	Oversupply
5/1/2020 11:22	0:01	KWP	0.0035	24.7648	Oversupply
5/1/2020 11:26	0:03	5A	Data is not available	Data is not available	Oversupply
5/1/2020 11:26	0:03	SAG	Data is not available	Data is not available	Oversupply
5/1/2020 11:32	0:15	5A	Data is not available	Data is not available	Oversupply
5/1/2020 11:32	0:15	SAG	Data is not available	Data is not available	Oversupply
5/1/2020 11:34	0:01	KWP	0.0009	22.0747	Oversupply
5/1/2020 11:40	0:02	KWP	0.0035	20.1758	Oversupply
5/1/2020 11:43	0:02	KWP	0.0018	16.5890	Oversupply
5/1/2020 11:49	0:01	KWP	0.0009	15.6923	Oversupply
5/1/2020 11:50	0:10	5A	Data is not available	Data is not available	Oversupply
5/1/2020 11:50	0:10	SAG	Data is not available	Data is not available	Oversupply
5/1/2020 11:52	0:01	KWP	0.0009	16.0615	Oversupply
5/1/2020 11:55	0:01	KWP	0.0018	16.5890	Oversupply
5/1/2020 11:59	0:01	KWP	0.0006	14.7429	Oversupply
5/1/2020 12:02	0:08	5A	Data is not available	Data is not available	Oversupply
5/1/2020 12:02	0:08	SAG	Data is not available	Data is not available	Oversupply
5/1/2020 12:07	0:01	KWP	0.0009	18.6989	Oversupply
5/1/2020 12:09	0:02	KWP	0.0013	17.4330	Oversupply
5/1/2020 12:11	0:02	5A	Data is not available	Data is not available	Oversupply
5/1/2020 12:11	0:02	SAG	Data is not available	Data is not available	Oversupply
5/1/2020 12:14	0:01	5A	Data is not available	Data is not available	Oversupply
5/1/2020 12:14	0:01	SAG	Data is not available	Data is not available	Oversupply
5/1/2020 12:18	0:02	5A	Data is not available	Data is not available	Oversupply
5/1/2020 12:18	0:02	SAG	Data is not available	Data is not available	Oversupply
5/1/2020 12:21	0:02	5A	Data is not available	Data is not available	Oversupply
5/1/2020 12:21	0:02	SAG	Data is not available	Data is not available	Oversupply
5/1/2020 12:24	0:02	5A	Data is not available	Data is not available	Oversupply
5/1/2020 12:24	0:02	SAG	Data is not available	Data is not available	Oversupply
5/1/2020 12:26	0:02	KWP	0.0018	21.2835	Oversupply
5/1/2020 12:27	0:02	5A	Data is not available	Data is not available	Oversupply
5/1/2020 12:27	0:02	SAG	Data is not available	Data is not available	Oversupply



Maui Curtailment Report

May 2020

Start Date and Time	Duration (minutes)	IPP Curtailed	Estimated Curtailed MWH	Peak MW Curtailed	Reasons for Curtailment
5/1/2020 12:30	0:06	5A	Data is not available	Data is not available	Oversupply
5/1/2020 12:30	0:06	SAG	Data is not available	Data is not available	Oversupply
5/1/2020 12:34	0:01	KWP	0.0018	20.0703	Oversupply
5/1/2020 12:37	0:01	5A	Data is not available	Data is not available	Oversupply
5/1/2020 12:37	0:01	SAG	Data is not available	Data is not available	Oversupply
5/1/2020 12:50	0:08	5A	Data is not available	Data is not available	Oversupply
5/1/2020 12:50	0:08	SAG	Data is not available	Data is not available	Oversupply
5/1/2020 12:51	0:01	KWP	0.0009	26.4527	Oversupply
5/1/2020 12:54	0:03	KWP	0.0053	22.9714	Oversupply
5/1/2020 13:00	0:04	5A	Data is not available	Data is not available	Oversupply
5/1/2020 13:00	0:04	SAG	Data is not available	Data is not available	Oversupply
5/1/2020 13:05	0:01	5A	Data is not available	Data is not available	Oversupply
5/1/2020 13:05	0:01	SAG	Data is not available	Data is not available	Oversupply
5/1/2020 13:07	0:09	5A	Data is not available	Data is not available	Oversupply
5/1/2020 13:07	0:09	SAG	Data is not available	Data is not available	Oversupply
5/1/2020 13:09	0:01	KWP	0.0009	23.1297	Oversupply
5/1/2020 13:13	0:01	KWP	0.0016	22.0220	Oversupply
5/1/2020 13:18	0:09	5A	Data is not available	Data is not available	Oversupply
5/1/2020 13:18	0:09	SAG	Data is not available	Data is not available	Oversupply
5/1/2020 13:21	0:01	KWP	0.0009	23.6571	Oversupply
5/1/2020 13:23	0:01	KWP	0.0009	22.4440	Oversupply
5/1/2020 13:26	0:01	KWP	0.0009	20.2286	Oversupply
5/1/2020 13:30	0:10	5A	Data is not available	Data is not available	Oversupply
5/1/2020 13:30	0:10	SAG	Data is not available	Data is not available	Oversupply
5/1/2020 13:32	0:01	KWP	0.0026	22.0220	Oversupply
5/1/2020 13:42	0:04	5A	Data is not available	Data is not available	Oversupply
5/1/2020 13:42	0:04	SAG	Data is not available	Data is not available	Oversupply
5/1/2020 14:05	0:01	5A	Data is not available	Data is not available	Oversupply
5/1/2020 14:05	0:01	SAG	Data is not available	Data is not available	Oversupply
5/1/2020 17:17	0:01	SSA3	0.0084	0.1490	Oversupply
5/1/2020 17:17	0:01	SSA2	0.0042	0.1480	Oversupply
5/1/2020 17:17	0:01	SSA3	0.0082	0.2730	Oversupply
5/1/2020 17:18	0:01	SSA2	0.0043	0.4840	Oversupply
5/1/2020 17:20	0:01	17-2	0.0004	0.1250	Oversupply
5/1/2020 23:34	1:46	KWP11	18.4900	19.2106	Oversupply
5/2/2020 1:40	0:48	KWP11	4.4906	19.2106	Oversupply
5/2/2020 2:50	0:08	KWP11	0.0843	19.2106	Oversupply
5/2/2020 3:00	1:23	KWP11	14.1577	19.2106	Oversupply
5/2/2020 3:47	0:01	AWE	0.0025	20.6000	Oversupply
5/2/2020 4:30	0:01	KWP11	0.0052	19.2106	Oversupply
5/2/2020 4:35	0:05	KWP11	0.0422	19.2106	Oversupply
5/2/2020 4:51	0:05	KWP11	0.0177	19.2106	Oversupply
5/2/2020 5:10	0:33	KWP11	3.1081	19.2106	Oversupply
5/2/2020 5:49	0:51	BS250	Data is not available	Data is not available	Oversupply
5/2/2020 5:49	0:51	ESA	Data is not available	Data is not available	Oversupply
5/2/2020 5:51	0:50	KWP11	4.5846	19.2106	Oversupply
5/2/2020 6:06	0:34	SSA3	0.0655	0.0090	Oversupply
5/2/2020 6:08	0:32	SSA2	0.0296	0.0000	Oversupply
5/2/2020 6:30	0:11	17-2	0.0031	0.0320	Oversupply
5/2/2020 6:43	0:01	17-2	0.0000	0.0320	Oversupply
5/2/2020 6:49	9:21	BS250	Data is not available	Data is not available	Oversupply
5/2/2020 6:49	9:21	ESA	Data is not available	Data is not available	Oversupply
5/2/2020 6:49	9:20	SSA2	14.6342	0.1330	Oversupply
5/2/2020 6:49	9:20	SSA3	22.0169	0.0230	Oversupply
5/2/2020 6:50	9:46	17-2	2.9909	0.7500	Oversupply
5/2/2020 6:51	9:19	KWP11	164.1692	19.2106	Oversupply
5/2/2020 7:40	7:36	AWE	86.3685	20.4000	Oversupply
5/2/2020 11:03	0:01	5A	Data is not available	Data is not available	Oversupply
5/2/2020 11:03	0:01	SAG	Data is not available	Data is not available	Oversupply
5/2/2020 11:23	0:01	5A	Data is not available	Data is not available	Oversupply
5/2/2020 11:23	0:01	SAG	Data is not available	Data is not available	Oversupply
5/2/2020 11:25	0:02	5A	Data is not available	Data is not available	Oversupply
5/2/2020 11:25	0:02	SAG	Data is not available	Data is not available	Oversupply
5/2/2020 11:25	0:01	KWP	0.0004	16.4835	Oversupply
5/2/2020 11:31	0:01	5A	Data is not available	Data is not available	Oversupply
5/2/2020 11:31	0:01	SAG	Data is not available	Data is not available	Oversupply
5/2/2020 11:34	0:05	5A	Data is not available	Data is not available	Oversupply
5/2/2020 11:34	0:05	SAG	Data is not available	Data is not available	Oversupply
5/2/2020 11:35	0:02	KWP	0.0035	18.1187	Oversupply
5/2/2020 11:40	0:04	5A	Data is not available	Data is not available	Oversupply
5/2/2020 11:40	0:04	SAG	Data is not available	Data is not available	Oversupply
5/2/2020 11:43	0:01	KWP	0.0035	16.3780	Oversupply
5/2/2020 11:46	0:09	5A	Data is not available	Data is not available	Oversupply
5/2/2020 11:46	0:09	SAG	Data is not available	Data is not available	Oversupply
5/2/2020 11:51	0:01	KWP	0.0009	17.1165	Oversupply



Maui Curtailment Report

May 2020

Start Date and Time	Duration (minutes)	IPP Curtailed	Estimated Curtailed MWH	Peak MW Curtailed	Reasons for Curtailment
5/2/2020 11:57	0:03	5A	Data is not available	Data is not available	Oversupply
5/2/2020 11:57	0:03	SAG	Data is not available	Data is not available	Oversupply
5/2/2020 12:13	0:01	5A	Data is not available	Data is not available	Oversupply
5/2/2020 12:13	0:01	SAG	Data is not available	Data is not available	Oversupply
5/2/2020 12:16	0:01	5A	Data is not available	Data is not available	Oversupply
5/2/2020 12:16	0:01	SAG	Data is not available	Data is not available	Oversupply
5/2/2020 12:18	0:02	5A	Data is not available	Data is not available	Oversupply
5/2/2020 12:18	0:02	SAG	Data is not available	Data is not available	Oversupply
5/2/2020 12:18	0:02	KWP	0.0018	15.2703	Oversupply
5/2/2020 12:58	0:01	5A	Data is not available	Data is not available	Oversupply
5/2/2020 12:58	0:01	SAG	Data is not available	Data is not available	Oversupply
5/2/2020 13:02	0:07	5A	Data is not available	Data is not available	Oversupply
5/2/2020 13:02	0:07	SAG	Data is not available	Data is not available	Oversupply
5/2/2020 13:02	0:01	KWP	0.0018	15.6396	Oversupply
5/2/2020 13:13	0:02	5A	Data is not available	Data is not available	Oversupply
5/2/2020 13:13	0:02	SAG	Data is not available	Data is not available	Oversupply
5/2/2020 14:17	0:02	5A	Data is not available	Data is not available	Oversupply
5/2/2020 14:17	0:02	SAG	Data is not available	Data is not available	Oversupply
5/2/2020 15:18	0:01	AWE	0.0029	19.9000	Oversupply
5/2/2020 16:09	0:01	SSA2	0.0266	0.0060	Oversupply
5/2/2020 16:09	0:01	SSA3	0.0266	0.0450	Oversupply
5/2/2020 16:10	0:01	SSA2	0.0266	0.4570	Oversupply
5/2/2020 16:10	0:01	SSA3	0.0266	0.5470	Oversupply
5/2/2020 16:11	0:01	SSA2	0.0266	0.4040	Oversupply
5/2/2020 16:11	0:01	SSA3	0.0272	0.9870	Oversupply
5/2/2020 16:11	0:01	SSA3	0.0266	1.0000	Oversupply
5/2/2020 16:11	0:01	SSA2	0.0266	0.1660	Oversupply
5/2/2020 16:12	0:01	SSA3	0.0266	0.5270	Oversupply
5/2/2020 16:12	0:01	SSA2	0.0256	0.4180	Oversupply
5/2/2020 16:13	0:01	SSA3	0.0260	1.1960	Oversupply
5/2/2020 16:14	0:01	SSA3	0.0266	0.8910	Oversupply
5/2/2020 16:14	0:01	SSA2	0.0271	0.7320	Oversupply
5/2/2020 16:14	0:01	SSA3	0.0289	0.5860	Oversupply
5/2/2020 16:15	0:01	SSA2	0.0217	0.8130	Oversupply
5/2/2020 16:15	0:01	SSA3	0.0293	0.0790	Oversupply
5/2/2020 16:16	0:01	SSA2	0.0217	0.6010	Oversupply
5/2/2020 16:16	0:01	SSA3	0.0325	0.6030	Oversupply
5/2/2020 16:17	0:16	BS250	Data is not available	Data is not available	Oversupply
5/2/2020 16:17	0:16	ESA	Data is not available	Data is not available	Oversupply
5/2/2020 16:17	0:16	SSA2	0.3675	0.1040	Oversupply
5/2/2020 16:17	0:01	SSA3	0.0287	0.0960	Oversupply
5/2/2020 16:18	0:04	SSA3	0.1466	0.0120	Oversupply
5/2/2020 16:20	0:14	KWP	0.3617	19.2106	Oversupply
5/2/2020 16:21	0:01	SSA3	0.0300	-0.0020	Oversupply
5/2/2020 16:22	0:11	SSA3	0.3489	-0.0020	Oversupply
5/2/2020 16:33	0:01	SSA2	0.0110	0.1230	Oversupply
5/2/2020 16:33	0:01	SSA3	0.0130	0.0370	Oversupply
5/2/2020 16:34	0:01	SSA3	0.0133	0.3070	Oversupply
5/2/2020 16:34	0:01	SSA2	0.0110	0.2710	Oversupply
5/2/2020 16:35	0:01	SSA3	0.0136	0.9050	Oversupply
5/2/2020 17:12	0:01	17-2	0.0001	0.1330	Oversupply
5/2/2020 17:12	0:01	SSA2	0.0000	0.8290	Oversupply
5/2/2020 17:13	0:01	SSA2	0.0000	1.0330	Oversupply
5/2/2020 17:14	0:01	17-2	0.0009	-0.1050	Oversupply
5/2/2020 17:16	0:01	SSA2	0.0008	1.3540	Oversupply
5/2/2020 17:17	0:01	17-2	0.0002	-0.0720	Oversupply
5/2/2020 18:07	0:01	17-2	0.0004	-0.0250	Oversupply
5/2/2020 18:07	0:01	SSA2	0.0005	0.6360	Oversupply
5/3/2020 0:05	0:01	KWP	0.0010	19.2106	Oversupply
5/3/2020 0:07	0:49	KWP	2.2236	19.2106	Oversupply
5/3/2020 1:00	0:01	AWE	0.0050	0.3000	Oversupply
5/3/2020 1:41	3:26	KWP	13.6085	19.2106	Oversupply
5/3/2020 5:51	0:01	BS250	Data is not available	Data is not available	Oversupply
5/3/2020 5:51	0:01	ESA	Data is not available	Data is not available	Oversupply
5/3/2020 5:53	0:01	BS250	Data is not available	Data is not available	Oversupply
5/3/2020 5:53	0:01	ESA	Data is not available	Data is not available	Oversupply
5/3/2020 5:56	0:12	BS250	Data is not available	Data is not available	Oversupply
5/3/2020 5:56	0:12	ESA	Data is not available	Data is not available	Oversupply
5/3/2020 5:58	0:10	KWP	0.2766	19.2106	Oversupply
5/3/2020 6:51	0:01	SSA2	0.0011	0.0920	Oversupply
5/3/2020 6:51	9:38	SSA3	24.2803	0.2480	Oversupply
5/3/2020 6:51	9:39	SSA2	19.6078	0.0040	Oversupply
5/3/2020 6:52	9:38	BS250	Data is not available	Data is not available	Oversupply
5/3/2020 6:52	9:38	ESA	Data is not available	Data is not available	Oversupply
5/3/2020 6:52	9:44	17-2	3.0367	0.7500	Oversupply



Maui Curtailment Report

May 2020

Start Date and Time	Duration (minutes)	IPP Curtailed	Estimated Curtailed MWH	Peak MW Curtailed	Reasons for Curtailment
5/3/2020 6:53	9:37	KWP	167.3045	19.2106	Oversupply
5/3/2020 7:32	7:59	AWE	112.8287	20.7000	Oversupply
5/3/2020 8:25	0:04	5A	Data is not available	Data is not available	Oversupply
5/3/2020 8:25	0:04	SAG	Data is not available	Data is not available	Oversupply
5/3/2020 8:32	0:01	5A	Data is not available	Data is not available	Oversupply
5/3/2020 8:32	0:01	SAG	Data is not available	Data is not available	Oversupply
5/3/2020 8:34	0:04	5A	Data is not available	Data is not available	Oversupply
5/3/2020 8:34	0:04	SAG	Data is not available	Data is not available	Oversupply
5/3/2020 8:40	0:07	5A	Data is not available	Data is not available	Oversupply
5/3/2020 8:40	0:07	SAG	Data is not available	Data is not available	Oversupply
5/3/2020 8:41	0:01	KWP	0.0018	25.3451	Oversupply
5/3/2020 8:48	0:39	5A	Data is not available	Data is not available	Oversupply
5/3/2020 8:48	0:39	SAG	Data is not available	Data is not available	Oversupply
5/3/2020 8:57	0:01	KWP	0.0009	22.4440	Oversupply
5/3/2020 8:59	0:01	KWP	0.0006	22.3385	Oversupply
5/3/2020 9:07	0:01	KWP	0.0018	19.0154	Oversupply
5/3/2020 9:23	0:01	KWP	0.0017	16.4308	Oversupply
5/3/2020 9:25	0:01	KWP	0.0009	16.0615	Oversupply
5/3/2020 9:28	0:24	5A	Data is not available	Data is not available	Oversupply
5/3/2020 9:28	0:24	SAG	Data is not available	Data is not available	Oversupply
5/3/2020 9:48	0:01	KWP	0.0018	16.0615	Oversupply
5/3/2020 9:53	0:09	5A	Data is not available	Data is not available	Oversupply
5/3/2020 9:53	0:09	SAG	Data is not available	Data is not available	Oversupply
5/3/2020 9:59	0:01	KWP	0.0009	14.2154	Oversupply
5/3/2020 10:03	0:01	5A	Data is not available	Data is not available	Oversupply
5/3/2020 10:03	0:01	SAG	Data is not available	Data is not available	Oversupply
5/3/2020 10:03	0:01	KWP	0.0009	11.8418	Oversupply
5/3/2020 10:06	0:01	5A	Data is not available	Data is not available	Oversupply
5/3/2020 10:06	0:01	SAG	Data is not available	Data is not available	Oversupply
5/3/2020 10:08	0:02	5A	Data is not available	Data is not available	Oversupply
5/3/2020 10:08	0:02	SAG	Data is not available	Data is not available	Oversupply
5/3/2020 10:11	0:05	5A	Data is not available	Data is not available	Oversupply
5/3/2020 10:11	0:05	SAG	Data is not available	Data is not available	Oversupply
5/3/2020 10:11	0:01	KWP	0.0009	12.4747	Oversupply
5/3/2020 10:17	0:06	5A	Data is not available	Data is not available	Oversupply
5/3/2020 10:17	0:06	SAG	Data is not available	Data is not available	Oversupply
5/3/2020 10:24	0:04	5A	Data is not available	Data is not available	Oversupply
5/3/2020 10:24	0:04	SAG	Data is not available	Data is not available	Oversupply
5/3/2020 10:27	0:01	KWP	0.0009	13.2132	Oversupply
5/3/2020 10:30	0:05	5A	Data is not available	Data is not available	Oversupply
5/3/2020 10:30	0:05	SAG	Data is not available	Data is not available	Oversupply
5/3/2020 10:35	0:01	KWP	0.0009	12.4747	Oversupply
5/3/2020 10:36	0:05	5A	Data is not available	Data is not available	Oversupply
5/3/2020 10:36	0:05	SAG	Data is not available	Data is not available	Oversupply
5/3/2020 10:38	0:02	KWP	0.0018	11.6308	Oversupply
5/3/2020 10:42	0:02	5A	Data is not available	Data is not available	Oversupply
5/3/2020 10:42	0:02	SAG	Data is not available	Data is not available	Oversupply
5/3/2020 10:43	0:01	KWP	0.0009	7.6220	Oversupply
5/3/2020 10:45	0:01	5A	Data is not available	Data is not available	Oversupply
5/3/2020 10:45	0:01	SAG	Data is not available	Data is not available	Oversupply
5/3/2020 10:45	0:01	KWP	0.0009	6.5670	Oversupply
5/3/2020 10:47	0:03	5A	Data is not available	Data is not available	Oversupply
5/3/2020 10:47	0:03	SAG	Data is not available	Data is not available	Oversupply
5/3/2020 10:57	0:06	5A	Data is not available	Data is not available	Oversupply
5/3/2020 10:57	0:06	SAG	Data is not available	Data is not available	Oversupply
5/3/2020 11:06	0:02	5A	Data is not available	Data is not available	Oversupply
5/3/2020 11:06	0:02	SAG	Data is not available	Data is not available	Oversupply
5/3/2020 11:11	0:02	5A	Data is not available	Data is not available	Oversupply
5/3/2020 11:11	0:02	SAG	Data is not available	Data is not available	Oversupply
5/3/2020 11:15	0:01	5A	Data is not available	Data is not available	Oversupply
5/3/2020 11:15	0:01	SAG	Data is not available	Data is not available	Oversupply
5/3/2020 11:17	0:01	5A	Data is not available	Data is not available	Oversupply
5/3/2020 11:17	0:01	SAG	Data is not available	Data is not available	Oversupply
5/3/2020 11:20	0:01	5A	Data is not available	Data is not available	Oversupply
5/3/2020 11:20	0:01	SAG	Data is not available	Data is not available	Oversupply
5/3/2020 11:22	0:03	5A	Data is not available	Data is not available	Oversupply
5/3/2020 11:22	0:03	SAG	Data is not available	Data is not available	Oversupply
5/3/2020 11:27	0:03	5A	Data is not available	Data is not available	Oversupply
5/3/2020 11:27	0:03	SAG	Data is not available	Data is not available	Oversupply
5/3/2020 11:28	0:01	KWP	0.0018	24.1846	Oversupply
5/3/2020 11:32	0:06	5A	Data is not available	Data is not available	Oversupply
5/3/2020 11:32	0:06	SAG	Data is not available	Data is not available	Oversupply
5/3/2020 11:33	0:01	KWP	0.0009	24.8176	Oversupply
5/3/2020 11:39	0:02	5A	Data is not available	Data is not available	Oversupply
5/3/2020 11:39	0:02	SAG	Data is not available	Data is not available	Oversupply



Maui Curtailment Report

May 2020

Start Date and Time	Duration (minutes)	IPP Curtailed	Estimated Curtailed MWH	Peak MW Curtailed	Reasons for Curtailment
5/3/2020 11:42	0:02	5A	Data is not available	Data is not available	Oversupply
5/3/2020 11:42	0:02	SAG	Data is not available	Data is not available	Oversupply
5/3/2020 11:47	0:01	5A	Data is not available	Data is not available	Oversupply
5/3/2020 11:47	0:01	SAG	Data is not available	Data is not available	Oversupply
5/3/2020 11:49	0:08	5A	Data is not available	Data is not available	Oversupply
5/3/2020 11:49	0:08	SAG	Data is not available	Data is not available	Oversupply
5/3/2020 11:50	0:02	KWP	0.0035	26.6110	Oversupply
5/3/2020 11:57	0:01	KWP	0.0053	22.8659	Oversupply
5/3/2020 11:58	0:01	5A	Data is not available	Data is not available	Oversupply
5/3/2020 11:58	0:01	SAG	Data is not available	Data is not available	Oversupply
5/3/2020 11:59	0:02	KWP	0.0018	24.1846	Oversupply
5/3/2020 12:01	0:07	5A	Data is not available	Data is not available	Oversupply
5/3/2020 12:01	0:07	SAG	Data is not available	Data is not available	Oversupply
5/3/2020 12:07	0:01	KWP	0.0018	24.5011	Oversupply
5/3/2020 12:09	0:05	5A	Data is not available	Data is not available	Oversupply
5/3/2020 12:09	0:05	SAG	Data is not available	Data is not available	Oversupply
5/3/2020 12:10	0:01	KWP	0.0018	25.0286	Oversupply
5/3/2020 12:16	0:01	5A	Data is not available	Data is not available	Oversupply
5/3/2020 12:16	0:01	SAG	Data is not available	Data is not available	Oversupply
5/3/2020 12:18	0:08	5A	Data is not available	Data is not available	Oversupply
5/3/2020 12:18	0:08	SAG	Data is not available	Data is not available	Oversupply
5/3/2020 12:19	0:01	KWP	0.0018	24.6593	Oversupply
5/3/2020 12:27	0:02	5A	Data is not available	Data is not available	Oversupply
5/3/2020 12:27	0:02	SAG	Data is not available	Data is not available	Oversupply
5/3/2020 12:27	0:01	KWP	0.0035	21.5473	Oversupply
5/3/2020 12:31	0:01	5A	Data is not available	Data is not available	Oversupply
5/3/2020 12:31	0:01	SAG	Data is not available	Data is not available	Oversupply
5/3/2020 12:37	0:01	KWP	0.0010	22.7604	Oversupply
5/3/2020 12:38	0:03	5A	Data is not available	Data is not available	Oversupply
5/3/2020 12:38	0:03	SAG	Data is not available	Data is not available	Oversupply
5/3/2020 12:43	0:05	5A	Data is not available	Data is not available	Oversupply
5/3/2020 12:43	0:05	SAG	Data is not available	Data is not available	Oversupply
5/3/2020 12:47	0:01	KWP	0.0009	23.3407	Oversupply
5/3/2020 12:49	0:01	5A	Data is not available	Data is not available	Oversupply
5/3/2020 12:49	0:01	SAG	Data is not available	Data is not available	Oversupply
5/3/2020 13:06	0:01	5A	Data is not available	Data is not available	Oversupply
5/3/2020 13:06	0:01	SAG	Data is not available	Data is not available	Oversupply
5/3/2020 13:09	0:01	5A	Data is not available	Data is not available	Oversupply
5/3/2020 13:09	0:01	SAG	Data is not available	Data is not available	Oversupply
5/3/2020 15:32	0:04	AWE	0.0304	20.3000	Oversupply
5/3/2020 15:37	0:04	AWE	0.0553	20.3000	Oversupply
5/3/2020 15:42	0:02	AWE	0.0308	20.1000	Oversupply
5/3/2020 16:29	0:01	SSA3	0.0253	-0.0020	Oversupply
5/3/2020 16:30	0:01	SSA3	0.0090	0.1320	Oversupply
5/3/2020 16:30	0:01	SSA2	0.0056	0.2120	Oversupply
5/3/2020 16:31	0:01	SSA3	0.0090	0.4980	Oversupply
5/3/2020 16:31	0:01	SSA2	0.0056	0.4550	Oversupply
5/3/2020 16:31	0:01	SSA3	0.0090	0.8480	Oversupply
5/3/2020 16:32	0:01	SSA2	0.0056	0.3610	Oversupply
5/3/2020 16:32	0:01	SSA3	0.0090	0.9560	Oversupply
5/3/2020 16:33	0:01	SSA2	0.0054	0.6710	Oversupply
5/3/2020 16:33	0:01	SSA3	0.0088	0.2080	Oversupply
5/3/2020 16:34	0:01	SSA2	0.0056	0.4640	Oversupply
5/3/2020 16:41	0:01	SSA2	0.0056	0.8190	Oversupply
5/3/2020 16:42	0:01	17-2	0.0001	0.0960	Oversupply
5/3/2020 16:42	0:01	SSA3	0.0090	1.0980	Oversupply
5/3/2020 16:42	0:01	SSA3	0.0090	0.7450	Oversupply
5/3/2020 16:42	0:01	SSA2	0.0056	0.4950	Oversupply
5/4/2020 0:07	0:10	KWP11	0.0770	19.2106	Oversupply
5/4/2020 4:36	0:05	KWP11	0.0462	19.2106	Oversupply
5/4/2020 6:45	0:01	SSA3	0.0061	0.2010	Oversupply
5/4/2020 6:46	1:05	SSA2	0.3763	0.1920	Oversupply
5/4/2020 6:46	1:07	SSA3	1.0133	0.1810	Oversupply
5/4/2020 6:47	1:04	BS250	Data is not available	Data is not available	Oversupply
5/4/2020 6:47	1:04	ESA	Data is not available	Data is not available	Oversupply
5/4/2020 6:47	10:03	17-2	3.9459	0.7500	Oversupply
5/4/2020 6:48	1:04	KWP11	9.7709	19.2106	Oversupply
5/4/2020 7:51	0:01	SSA2	0.0072	0.1190	Oversupply
5/4/2020 7:52	0:02	BS250	Data is not available	Data is not available	Oversupply
5/4/2020 7:52	0:02	ESA	Data is not available	Data is not available	Oversupply
5/4/2020 7:52	0:01	SSA2	0.0072	0.0000	Oversupply
5/4/2020 7:53	0:01	KWP11	0.0032	19.2106	Oversupply
5/4/2020 7:53	0:01	SSA2	0.0072	0.0010	Oversupply
5/4/2020 7:53	0:01	SSA3	0.0185	0.1730	Oversupply
5/4/2020 7:53	0:01	SSA2	0.0072	0.0420	Oversupply



Maui Curtailment Report

May 2020

Start Date and Time	Duration (minutes)	IPP Curtailed	Estimated Curtailed MWH	Peak MW Curtailed	Reasons for Curtailment
5/4/2020 7:54	0:01	SSA3	0.0181	0.4760	Oversupply
5/4/2020 7:54	0:01	SSA2	0.0072	0.1700	Oversupply
5/4/2020 7:55	0:01	SSA3	0.0177	0.7320	Oversupply
5/4/2020 7:55	0:01	SSA2	0.0072	0.5190	Oversupply
5/4/2020 7:55	0:01	SSA3	0.0185	0.7980	Oversupply
5/4/2020 7:56	0:10	SSA2	0.1523	0.2370	Oversupply
5/4/2020 7:56	0:10	SSA3	0.2728	0.1000	Oversupply
5/4/2020 7:57	0:10	BS250	Data is not available	Data is not available	Oversupply
5/4/2020 7:57	0:10	ESA	Data is not available	Data is not available	Oversupply
5/4/2020 7:58	0:09	KWP	0.3852	19.2106	Oversupply
5/4/2020 8:06	0:01	SSA3	0.0223	0.1670	Oversupply
5/4/2020 8:06	0:01	SSA2	0.0154	0.2010	Oversupply
5/4/2020 8:07	0:01	SSA3	0.0228	0.4290	Oversupply
5/4/2020 8:07	0:01	SSA2	0.0154	0.2310	Oversupply
5/4/2020 8:08	7:06	SSA3	19.0019	0.0210	Oversupply
5/4/2020 8:08	7:05	SSA2	15.3881	0.0060	Oversupply
5/4/2020 8:10	7:04	BS250	Data is not available	Data is not available	Oversupply
5/4/2020 8:10	7:04	ESA	Data is not available	Data is not available	Oversupply
5/4/2020 8:10	7:05	KWP	120.8776	19.2106	Oversupply
5/4/2020 9:15	0:50	AWE	7.7418	16.2000	Oversupply
5/4/2020 9:16	0:12	5A	Data is not available	Data is not available	Oversupply
5/4/2020 9:16	0:12	SAG	Data is not available	Data is not available	Oversupply
5/4/2020 9:30	0:01	5A	Data is not available	Data is not available	Oversupply
5/4/2020 9:30	0:01	SAG	Data is not available	Data is not available	Oversupply
5/4/2020 9:32	0:01	5A	Data is not available	Data is not available	Oversupply
5/4/2020 9:32	0:01	SAG	Data is not available	Data is not available	Oversupply
5/4/2020 9:33	0:01	KWP	0.0018	27.1385	Oversupply
5/4/2020 9:34	0:03	5A	Data is not available	Data is not available	Oversupply
5/4/2020 9:34	0:03	SAG	Data is not available	Data is not available	Oversupply
5/4/2020 9:37	0:01	KWP	0.0009	25.0286	Oversupply
5/4/2020 9:38	0:06	5A	Data is not available	Data is not available	Oversupply
5/4/2020 9:38	0:06	SAG	Data is not available	Data is not available	Oversupply
5/4/2020 9:39	0:02	KWP	0.0035	24.5011	Oversupply
5/4/2020 9:51	0:02	5A	Data is not available	Data is not available	Oversupply
5/4/2020 9:51	0:02	SAG	Data is not available	Data is not available	Oversupply
5/4/2020 10:19	4:10	AWE	31.4226	18.3000	Oversupply
5/4/2020 14:37	0:07	AWE	0.1028	17.2000	Oversupply
5/4/2020 14:46	0:21	AWE	0.7181	20.6000	Oversupply
5/4/2020 15:08	0:02	AWE	0.0075	20.4000	Oversupply
5/4/2020 15:14	0:01	SSA2	0.0321	0.2580	Oversupply
5/4/2020 15:14	0:02	SSA3	0.0762	0.3960	Oversupply
5/4/2020 15:14	0:01	SSA2	0.0332	1.3870	Oversupply
5/4/2020 15:15	1:18	SSA2	3.2635	0.2090	Oversupply
5/4/2020 15:16	1:17	BS250	Data is not available	Data is not available	Oversupply
5/4/2020 15:16	1:17	ESA	Data is not available	Data is not available	Oversupply
5/4/2020 15:16	1:16	SSA3	3.0803	0.0370	Oversupply
5/4/2020 15:17	1:15	KWP	13.1732	19.2106	Oversupply
5/4/2020 16:32	0:01	SSA3	0.0194	0.0110	Oversupply
5/4/2020 16:33	0:01	SSA3	0.0207	0.0100	Oversupply
5/4/2020 16:33	0:01	SSA2	0.0095	0.0680	Oversupply
5/4/2020 16:33	0:01	SSA3	0.0199	0.2640	Oversupply
5/4/2020 16:34	0:01	SSA2	0.0096	0.3990	Oversupply
5/4/2020 16:34	0:01	SSA3	0.0199	0.7910	Oversupply
5/4/2020 16:35	0:01	SSA3	0.0203	1.0600	Oversupply
5/4/2020 16:36	0:01	SSA2	0.0098	0.5630	Oversupply
5/4/2020 16:36	0:01	SSA3	0.0203	1.2130	Oversupply
5/4/2020 16:36	0:01	SSA2	0.0098	0.5540	Oversupply
5/4/2020 16:36	0:01	SSA3	0.0199	1.2480	Oversupply
5/4/2020 16:37	0:01	SSA3	0.0199	1.1030	Oversupply
5/4/2020 16:37	0:01	SSA2	0.0098	0.4580	Oversupply
5/4/2020 16:38	0:01	SSA2	0.0098	0.6320	Oversupply
5/4/2020 16:39	0:01	SSA3	0.0199	0.9750	Oversupply
5/4/2020 16:39	0:01	SSA2	0.0098	0.7590	Oversupply
5/4/2020 16:40	0:01	SSA3	0.0194	0.3820	Oversupply
5/4/2020 16:40	0:01	SSA2	0.0098	0.0310	Oversupply
5/4/2020 16:40	0:01	SSA3	0.0199	0.2880	Oversupply
5/4/2020 16:41	0:01	SSA2	0.0098	0.4260	Oversupply
5/4/2020 16:41	0:01	SSA3	0.0199	0.3420	Oversupply
5/4/2020 16:42	0:02	SSA2	0.0197	0.2100	Oversupply
5/4/2020 16:42	0:01	SSA3	0.0194	0.0210	Oversupply
5/4/2020 16:43	0:01	SSA3	0.0194	0.4120	Oversupply
5/4/2020 16:43	0:01	SSA3	0.0199	0.4150	Oversupply
5/4/2020 16:43	0:01	SSA2	0.0098	0.0260	Oversupply
5/4/2020 16:44	0:01	SSA3	0.0176	0.5340	Oversupply
5/4/2020 16:44	0:01	SSA2	0.0068	0.0910	Oversupply



Maui Curtailment Report

May 2020

Start Date and Time	Duration (minutes)	IPP Curtailed	Estimated Curtailed MWH	Peak MW Curtailed	Reasons for Curtailment
5/4/2020 16:45	0:01	SSA3	0.0058	0.2430	Oversupply
5/4/2020 16:45	0:01	SSA2	0.0013	0.2240	Oversupply
5/4/2020 16:46	0:01	SSA3	0.0057	0.9750	Oversupply
5/4/2020 16:46	0:01	SSA2	0.0013	0.5190	Oversupply
5/4/2020 16:46	0:01	SSA3	0.0057	0.8230	Oversupply
5/4/2020 23:40	1:07	KWPPII	7.1249	19.2106	Oversupply
5/5/2020 0:50	0:12	KWPPII	0.3622	19.2106	Oversupply
5/5/2020 1:17	0:05	KWPPII	0.1108	19.2106	Oversupply
5/5/2020 1:26	0:05	KWPPII	0.0768	19.2106	Oversupply
5/5/2020 1:39	3:16	KWPPII	28.5246	19.2106	Oversupply
5/5/2020 5:45	6:58	ESA	Data is not available	Data is not available	Oversupply
5/5/2020 5:46	6:58	KWPPII	90.9321	19.2106	Oversupply
5/5/2020 5:48	6:55	BS250	Data is not available	Data is not available	Oversupply
5/5/2020 6:04	6:39	SSA3	14.0025	0.0250	Oversupply
5/5/2020 6:06	6:37	SSA2	10.4988	-0.0010	Oversupply
5/5/2020 6:19	7:44	17-2	3.6383	0.7500	Oversupply
5/5/2020 7:34	0:01	AWE	0.0047	19.8000	Oversupply
5/5/2020 7:37	0:02	AWE	0.0079	20.7000	Oversupply
5/5/2020 8:12	0:02	AWE	0.0096	20.6000	Oversupply
5/5/2020 8:43	0:17	AWE	0.5174	17.6000	Oversupply
5/5/2020 9:02	0:01	AWE	0.0034	17.5000	Oversupply
5/5/2020 10:03	0:01	AWE	0.0017	17.1000	Oversupply
5/5/2020 10:06	2:33	AWE	8.0094	17.5000	Oversupply
5/5/2020 12:43	0:01	SSA3	0.0352	0.0180	Oversupply
5/5/2020 12:43	0:01	SSA2	0.0293	0.0480	Oversupply
5/5/2020 12:43	0:01	SSA3	0.0360	1.1870	Oversupply
5/5/2020 12:44	0:01	SSA2	0.0292	0.1810	Oversupply
5/5/2020 12:44	0:01	SSA3	0.0357	1.3910	Oversupply
5/5/2020 12:45	0:29	SSA2	1.1300	0.7850	Oversupply
5/5/2020 12:45	0:28	SSA3	1.3391	0.5780	Oversupply
5/5/2020 12:46	0:28	BS250	Data is not available	Data is not available	Oversupply
5/5/2020 12:46	0:28	ESA	Data is not available	Data is not available	Oversupply
5/5/2020 12:46	0:28	KWPPII	4.1602	13.1211	Oversupply
5/5/2020 12:57	0:01	AWE	0.0061	16.2000	Oversupply
5/5/2020 12:59	0:02	AWE	0.0063	16.1000	Oversupply
5/5/2020 13:03	0:01	AWE	0.0096	16.5000	Oversupply
5/5/2020 13:06	0:01	AWE	0.0001	15.0000	Oversupply
5/5/2020 13:08	0:01	AWE	0.0064	16.2000	Oversupply
5/5/2020 13:13	0:01	SSA2	0.0329	0.0450	Oversupply
5/5/2020 13:13	0:01	SSA3	0.0374	0.0030	Oversupply
5/5/2020 13:14	0:38	SSA3	1.7119	0.1740	Oversupply
5/5/2020 13:14	0:39	SSA2	1.2616	0.2150	Oversupply
5/5/2020 13:15	0:38	BS250	Data is not available	Data is not available	Oversupply
5/5/2020 13:15	0:38	ESA	Data is not available	Data is not available	Oversupply
5/5/2020 13:16	0:38	KWPPII	5.3898	15.7896	Oversupply
5/5/2020 13:53	0:01	SSA3	0.0366	0.0420	Oversupply
5/5/2020 13:53	0:02	SSA2	0.0531	0.1070	Oversupply
5/5/2020 13:53	0:01	SSA3	0.0351	0.3490	Oversupply
5/5/2020 13:54	0:01	SSA3	0.0366	0.5880	Oversupply
5/5/2020 13:55	0:05	BS250	Data is not available	Data is not available	Oversupply
5/5/2020 13:55	0:05	ESA	Data is not available	Data is not available	Oversupply
5/5/2020 13:55	0:05	SSA2	0.1499	0.3550	Oversupply
5/5/2020 13:55	0:05	SSA3	0.2159	0.3170	Oversupply
5/5/2020 13:56	0:05	KWPPII	0.0853	9.3728	Oversupply
5/5/2020 13:59	0:01	SSA3	0.0107	0.0040	Oversupply
5/5/2020 14:00	0:01	SSA3	0.0106	0.1140	Oversupply
5/6/2020 10:01	0:01	17-2	0.0007	0.2120	Oversupply
5/6/2020 10:02	0:01	SSA3	0.0155	2.9060	Oversupply
5/6/2020 10:03	0:01	SSA2	0.0107	2.4570	Oversupply
5/6/2020 10:03	0:01	SSA3	0.0149	2.2950	Oversupply
5/6/2020 10:04	0:08	17-2	0.0793	0.7500	Oversupply
5/6/2020 10:04	0:01	SSA2	0.0111	0.0450	Oversupply
5/6/2020 10:04	0:01	SSA3	0.0155	2.1380	Oversupply
5/6/2020 10:05	0:01	SSA2	0.0111	0.8080	Oversupply
5/6/2020 10:05	0:01	SSA3	0.0149	1.2220	Oversupply
5/6/2020 10:06	0:01	SSA3	0.0155	1.9130	Oversupply
5/6/2020 10:06	0:01	SSA2	0.0111	2.4200	Oversupply
5/6/2020 10:06	0:01	SSA3	0.0152	2.0330	Oversupply
5/6/2020 10:06	0:01	SSA2	0.0111	0.5770	Oversupply
5/6/2020 10:07	0:01	SSA3	0.0155	1.2780	Oversupply
5/6/2020 10:07	0:01	SSA2	0.0111	1.5460	Oversupply
5/6/2020 10:08	0:01	SSA3	0.0152	1.7860	Oversupply
5/6/2020 10:08	0:01	SSA2	0.0111	0.8620	Oversupply
5/6/2020 10:09	0:01	SSA3	0.0155	1.2310	Oversupply
5/6/2020 10:09	0:01	SSA2	0.0111	1.9930	Oversupply



Maui Curtailment Report

May 2020

Start Date and Time	Duration (minutes)	IPP Curtailed	Estimated Curtailed MWH	Peak MW Curtailed	Reasons for Curtailment
5/7/2020 11:35	0:01	KWP	0.0018	8.4132	Oversupply
5/7/2020 11:40	0:02	5A	Data is not available	Data is not available	Oversupply
5/7/2020 11:40	0:02	SAG	Data is not available	Data is not available	Oversupply
5/7/2020 11:44	0:02	5A	Data is not available	Data is not available	Oversupply
5/7/2020 11:44	0:02	SAG	Data is not available	Data is not available	Oversupply
5/7/2020 11:48	0:05	5A	Data is not available	Data is not available	Oversupply
5/7/2020 11:48	0:05	SAG	Data is not available	Data is not available	Oversupply
5/7/2020 11:55	0:02	5A	Data is not available	Data is not available	Oversupply
5/7/2020 11:55	0:02	SAG	Data is not available	Data is not available	Oversupply
5/7/2020 12:00	0:01	5A	Data is not available	Data is not available	Oversupply
5/7/2020 12:00	0:01	SAG	Data is not available	Data is not available	Oversupply
5/7/2020 12:03	0:04	5A	Data is not available	Data is not available	Oversupply
5/7/2020 12:03	0:04	SAG	Data is not available	Data is not available	Oversupply
5/7/2020 12:06	0:01	KWP	0.0009	12.1055	Oversupply
5/7/2020 12:08	0:01	5A	Data is not available	Data is not available	Oversupply
5/7/2020 12:08	0:01	SAG	Data is not available	Data is not available	Oversupply
5/7/2020 12:10	0:01	5A	Data is not available	Data is not available	Oversupply
5/7/2020 12:10	0:01	SAG	Data is not available	Data is not available	Oversupply
5/7/2020 12:12	0:02	5A	Data is not available	Data is not available	Oversupply
5/7/2020 12:12	0:02	SAG	Data is not available	Data is not available	Oversupply
5/7/2020 12:13	0:01	KWP	0.0009	12.8440	Oversupply
5/7/2020 12:16	0:02	5A	Data is not available	Data is not available	Oversupply
5/7/2020 12:16	0:02	SAG	Data is not available	Data is not available	Oversupply
5/7/2020 12:16	0:01	KWP	0.0026	13.8989	Oversupply
5/7/2020 12:19	0:05	5A	Data is not available	Data is not available	Oversupply
5/7/2020 12:19	0:05	SAG	Data is not available	Data is not available	Oversupply
5/7/2020 12:27	0:04	AWE	0.0496	1.4000	Oversupply
5/7/2020 12:28	0:03	5A	Data is not available	Data is not available	Oversupply
5/7/2020 12:28	0:03	SAG	Data is not available	Data is not available	Oversupply
5/7/2020 12:30	0:01	KWP	0.0017	16.1143	Oversupply
5/7/2020 12:32	0:28	AWE	0.5031	3.2000	Oversupply
5/7/2020 12:38	0:05	5A	Data is not available	Data is not available	Oversupply
5/7/2020 12:38	0:05	SAG	Data is not available	Data is not available	Oversupply
5/7/2020 12:45	0:01	5A	Data is not available	Data is not available	Oversupply
5/7/2020 12:45	0:01	SAG	Data is not available	Data is not available	Oversupply
5/7/2020 12:47	0:05	5A	Data is not available	Data is not available	Oversupply
5/7/2020 12:47	0:05	SAG	Data is not available	Data is not available	Oversupply
5/7/2020 12:53	0:01	5A	Data is not available	Data is not available	Oversupply
5/7/2020 12:53	0:01	SAG	Data is not available	Data is not available	Oversupply
5/7/2020 12:54	0:01	KWP	0.0018	13.7934	Oversupply
5/7/2020 12:55	0:01	5A	Data is not available	Data is not available	Oversupply
5/7/2020 12:55	0:01	SAG	Data is not available	Data is not available	Oversupply
5/7/2020 12:57	0:02	5A	Data is not available	Data is not available	Oversupply
5/7/2020 12:57	0:02	SAG	Data is not available	Data is not available	Oversupply
5/7/2020 13:02	0:05	AWE	0.0497	1.4000	Oversupply
5/7/2020 13:03	0:02	5A	Data is not available	Data is not available	Oversupply
5/7/2020 13:03	0:02	SAG	Data is not available	Data is not available	Oversupply
5/7/2020 13:09	0:28	AWE	0.2443	1.4000	Oversupply
5/7/2020 13:13	0:02	5A	Data is not available	Data is not available	Oversupply
5/7/2020 13:13	0:02	SAG	Data is not available	Data is not available	Oversupply
5/7/2020 13:17	0:03	5A	Data is not available	Data is not available	Oversupply
5/7/2020 13:17	0:03	SAG	Data is not available	Data is not available	Oversupply
5/7/2020 13:22	0:03	5A	Data is not available	Data is not available	Oversupply
5/7/2020 13:22	0:03	SAG	Data is not available	Data is not available	Oversupply
5/7/2020 13:26	0:02	5A	Data is not available	Data is not available	Oversupply
5/7/2020 13:26	0:02	SAG	Data is not available	Data is not available	Oversupply
5/7/2020 13:29	0:01	5A	Data is not available	Data is not available	Oversupply
5/7/2020 13:29	0:01	SAG	Data is not available	Data is not available	Oversupply
5/7/2020 13:31	0:02	5A	Data is not available	Data is not available	Oversupply
5/7/2020 13:31	0:02	SAG	Data is not available	Data is not available	Oversupply
5/7/2020 13:34	0:02	5A	Data is not available	Data is not available	Oversupply
5/7/2020 13:34	0:02	SAG	Data is not available	Data is not available	Oversupply
5/7/2020 13:46	0:01	AWE	0.0010	1.9000	Oversupply
5/7/2020 14:20	0:01	5A	Data is not available	Data is not available	Oversupply
5/7/2020 14:20	0:01	SAG	Data is not available	Data is not available	Oversupply
5/7/2020 14:20	0:02	AWE	0.0133	1.0000	Oversupply
5/7/2020 14:26	0:01	AWE	0.0063	2.0000	Oversupply
5/7/2020 14:57	0:01	SSA3	0.0362	-0.0020	Oversupply
5/7/2020 14:57	0:01	SSA2	0.0398	0.1630	Oversupply
5/7/2020 14:58	0:01	SSA3	0.0354	0.3720	Oversupply
5/7/2020 14:58	0:01	SSA2	0.0398	0.7140	Oversupply
5/7/2020 14:58	0:01	SSA3	0.0347	0.8030	Oversupply
5/7/2020 14:59	0:01	SSA2	0.0302	1.1950	Oversupply
5/7/2020 14:59	0:01	SSA3	0.0242	1.0410	Oversupply
5/7/2020 15:00	0:01	SSA2	0.0181	1.1880	Oversupply



Maui Curtailment Report

May 2020

Start Date and Time	Duration (minutes)	IPP Curtailed	Estimated Curtailed MWH	Peak MW Curtailed	Reasons for Curtailment
5/7/2020 15:00	0:01	SSA3	0.0153	0.6240	Oversupply
5/7/2020 15:01	0:01	SSA3	0.0170	0.5240	Oversupply
5/7/2020 15:01	0:01	SSA2	0.0181	0.5050	Oversupply
5/7/2020 15:02	0:01	KWP11	0.0029	15.6619	Oversupply
5/7/2020 15:02	0:01	SSA3	0.0147	0.1000	Oversupply
5/7/2020 15:02	0:01	SSA2	0.0181	0.0380	Oversupply
5/7/2020 15:02	0:01	SSA3	0.0157	0.7140	Oversupply
5/7/2020 15:03	0:01	SSA2	0.0181	0.6550	Oversupply
5/7/2020 15:08	0:04	17-2	0.0312	0.7500	Oversupply
5/7/2020 15:08	0:01	SSA2	0.0181	1.4940	Oversupply
5/7/2020 15:08	0:01	SSA3	0.0153	2.5410	Oversupply
5/7/2020 15:09	0:01	SSA2	0.0181	0.1340	Oversupply
5/7/2020 15:09	0:01	SSA3	0.0150	0.9590	Oversupply
5/7/2020 15:09	0:01	SSA2	0.0181	1.3150	Oversupply
5/7/2020 15:10	0:01	SSA2	0.0181	2.4680	Oversupply
5/7/2020 15:14	0:15	17-2	0.1206	0.7500	Oversupply
5/7/2020 15:14	0:01	SSA2	0.0196	1.7720	Oversupply
5/7/2020 15:14	0:01	SSA3	0.0176	2.4800	Oversupply
5/7/2020 15:15	0:01	SSA2	0.0304	1.8670	Oversupply
5/7/2020 15:15	0:01	SSA3	0.0249	2.4730	Oversupply
5/7/2020 15:15	0:01	SSA2	0.0304	2.4280	Oversupply
5/7/2020 15:16	0:01	SSA3	0.0238	0.0310	Oversupply
5/7/2020 15:16	0:01	SSA3	0.0233	0.3960	Oversupply
5/7/2020 15:16	0:01	SSA2	0.0304	1.6980	Oversupply
5/7/2020 15:17	0:01	SSA3	0.0238	1.2100	Oversupply
5/7/2020 15:17	0:03	SSA2	0.0913	0.4690	Oversupply
5/7/2020 15:18	0:02	BS250	Data is not available	Data is not available	Oversupply
5/7/2020 15:18	0:02	ESA	Data is not available	Data is not available	Oversupply
5/7/2020 15:18	0:02	SSA3	0.0715	0.0570	Oversupply
5/7/2020 15:19	0:01	KWP11	0.0086	17.5770	Oversupply
5/7/2020 15:20	0:01	SSA2	0.0304	0.0200	Oversupply
5/7/2020 15:20	0:01	SSA3	0.0238	0.1620	Oversupply
5/7/2020 15:21	0:01	SSA2	0.0304	0.1320	Oversupply
5/7/2020 15:21	0:01	SSA3	0.0238	0.6720	Oversupply
5/7/2020 15:22	0:01	SSA2	0.0304	0.1210	Oversupply
5/7/2020 15:22	0:01	SSA3	0.0238	0.8420	Oversupply
5/7/2020 15:22	0:01	SSA3	0.0244	0.7880	Oversupply
5/7/2020 15:22	0:01	SSA2	0.0304	0.1280	Oversupply
5/7/2020 15:23	0:01	SSA3	0.0238	0.1730	Oversupply
5/7/2020 15:23	0:01	SSA2	0.0304	0.1090	Oversupply
5/7/2020 15:24	0:01	SSA3	0.0244	0.3470	Oversupply
5/7/2020 15:24	0:01	SSA2	0.0304	0.2430	Oversupply
5/7/2020 15:25	0:01	SSA3	0.0233	0.8380	Oversupply
5/7/2020 15:25	0:01	SSA2	0.0304	0.4730	Oversupply
5/7/2020 15:25	0:01	SSA3	0.0244	1.6800	Oversupply
5/7/2020 15:26	0:01	SSA2	0.0293	0.7640	Oversupply
5/7/2020 15:26	0:01	SSA3	0.0233	1.9310	Oversupply
5/7/2020 15:27	0:01	SSA2	0.0304	1.2880	Oversupply
5/7/2020 15:28	0:01	SSA2	0.0304	1.8610	Oversupply
5/7/2020 15:37	0:30	17-2	0.2747	0.7500	Oversupply
5/7/2020 15:37	0:01	SSA3	0.0122	2.2910	Oversupply
5/7/2020 15:37	0:01	SSA2	0.0086	2.8500	Oversupply
5/7/2020 15:38	0:01	SSA3	0.0117	2.1860	Oversupply
5/7/2020 15:38	0:01	SSA2	0.0086	0.0620	Oversupply
5/7/2020 15:39	0:01	SSA3	0.0120	0.0810	Oversupply
5/7/2020 15:39	0:01	SSA2	0.0086	0.6620	Oversupply
5/7/2020 15:40	0:01	SSA2	0.0086	2.2000	Oversupply
5/7/2020 15:41	0:01	SSA2	0.0086	2.8120	Oversupply
5/7/2020 15:41	0:01	SSA3	0.0117	2.1100	Oversupply
5/7/2020 15:41	0:01	SSA2	0.0085	2.8240	Oversupply
5/7/2020 15:42	0:01	SSA3	0.0120	2.1770	Oversupply
5/7/2020 15:44	0:01	SSA3	0.0190	2.2160	Oversupply
5/7/2020 15:44	0:01	SSA2	0.0217	2.7990	Oversupply
5/7/2020 15:45	0:01	SSA3	0.0298	1.8460	Oversupply
5/7/2020 15:45	0:01	SSA2	0.0330	2.7750	Oversupply
5/7/2020 15:46	0:03	BS250	Data is not available	Data is not available	Oversupply
5/7/2020 15:46	0:03	ESA	Data is not available	Data is not available	Oversupply
5/7/2020 15:46	0:02	SSA3	0.0888	0.1690	Oversupply
5/7/2020 15:46	0:03	SSA2	0.0991	0.0550	Oversupply
5/7/2020 15:47	0:02	KWP11	0.0237	18.5999	Oversupply
5/7/2020 15:48	0:01	SSA3	0.0292	0.0110	Oversupply
5/7/2020 15:48	0:01	SSA2	0.0330	0.2640	Oversupply
5/7/2020 15:49	0:01	SSA3	0.0292	0.1740	Oversupply
5/7/2020 15:49	0:01	SSA2	0.0330	0.4240	Oversupply
5/7/2020 15:49	0:01	SSA3	0.0298	0.4210	Oversupply



Maui Curtailment Report

May 2020

Start Date and Time	Duration (minutes)	IPP Curtailed	Estimated Curtailed MWH	Peak MW Curtailed	Reasons for Curtailment
5/7/2020 15:50	0:01	SSA2	0.0330	0.7820	Oversupply
5/7/2020 15:50	0:01	SSA3	0.0317	0.6360	Oversupply
5/7/2020 15:51	0:01	SSA2	0.0330	0.2730	Oversupply
5/7/2020 15:51	0:06	SSA3	0.2366	0.1850	Oversupply
5/7/2020 15:52	0:06	BS250	Data is not available	Data is not available	Oversupply
5/7/2020 15:52	0:06	ESA	Data is not available	Data is not available	Oversupply
5/7/2020 15:52	0:04	KWPPII	0.0208	18.8683	Oversupply
5/7/2020 15:52	0:03	SSA2	0.1322	0.0160	Oversupply
5/7/2020 15:55	0:01	SSA2	0.0330	0.0020	Oversupply
5/7/2020 15:56	0:01	SSA2	0.0324	0.0000	Oversupply
5/7/2020 15:57	0:01	KWPPII	0.0066	18.4562	Oversupply
5/7/2020 15:57	0:01	SSA2	0.0330	0.0000	Oversupply
5/7/2020 15:57	0:01	SSA3	0.0292	0.0250	Oversupply
5/7/2020 15:58	0:01	SSA2	0.0330	0.2130	Oversupply
5/7/2020 15:58	0:01	SSA3	0.0285	0.9210	Oversupply
5/7/2020 16:00	0:01	SSA2	0.0051	1.8270	Oversupply
5/7/2020 16:01	0:01	SSA3	0.0109	1.9320	Oversupply
5/7/2020 16:01	0:01	SSA2	0.0051	2.3390	Oversupply
5/7/2020 16:02	0:01	SSA3	0.0106	1.6430	Oversupply
5/7/2020 16:02	0:01	SSA2	0.0051	1.4320	Oversupply
5/7/2020 16:03	0:01	SSA3	0.0106	0.0880	Oversupply
5/7/2020 16:03	0:01	SSA3	0.0106	0.8140	Oversupply
5/7/2020 16:04	0:01	SSA2	0.0051	1.8330	Oversupply
5/7/2020 16:04	0:01	SSA3	0.0111	1.7310	Oversupply
5/7/2020 16:05	0:01	SSA2	0.0051	2.1890	Oversupply
5/7/2020 16:05	0:01	SSA3	0.0109	1.6950	Oversupply
5/7/2020 16:06	0:01	SSA3	0.0106	1.5680	Oversupply
5/7/2020 16:06	0:01	SSA2	0.0051	1.6250	Oversupply
5/7/2020 16:16	0:01	SSA3	0.0137	1.7700	Oversupply
5/7/2020 16:17	0:01	SSA2	0.0138	2.6250	Oversupply
5/7/2020 16:17	0:01	SSA3	0.0137	1.7500	Oversupply
5/7/2020 16:18	0:12	17-2	0.0740	0.5900	Oversupply
5/7/2020 16:18	0:01	SSA2	0.0138	1.1940	Oversupply
5/7/2020 16:18	0:01	SSA3	0.0134	0.9910	Oversupply
5/7/2020 16:19	0:01	SSA2	0.0138	0.2950	Oversupply
5/7/2020 16:19	0:01	SSA3	0.0140	0.2510	Oversupply
5/7/2020 16:19	0:01	SSA3	0.0134	1.3780	Oversupply
5/7/2020 16:20	0:01	SSA2	0.0138	1.8010	Oversupply
5/7/2020 16:20	0:01	SSA2	0.0138	2.0880	Oversupply
5/7/2020 16:21	0:01	SSA3	0.0137	1.0690	Oversupply
5/7/2020 16:21	0:01	SSA2	0.0138	0.5100	Oversupply
5/7/2020 16:22	0:01	SSA3	0.0137	0.8440	Oversupply
5/7/2020 16:22	0:01	SSA2	0.0138	1.5190	Oversupply
5/7/2020 16:22	0:01	SSA3	0.0140	1.4930	Oversupply
5/7/2020 16:23	0:01	SSA2	0.0132	1.5380	Oversupply
5/7/2020 16:23	0:01	SSA3	0.0137	1.6610	Oversupply
5/7/2020 16:24	0:01	SSA3	0.0140	1.1840	Oversupply
5/7/2020 16:25	0:01	SSA2	0.0138	0.9100	Oversupply
5/7/2020 16:26	0:01	SSA2	0.0138	2.3200	Oversupply
5/7/2020 16:26	0:01	SSA3	0.0140	0.6170	Oversupply
5/7/2020 16:26	0:01	SSA3	0.0137	1.6140	Oversupply
5/7/2020 16:26	0:01	SSA2	0.0135	1.4300	Oversupply
5/7/2020 16:27	0:01	SSA3	0.0137	0.1100	Oversupply
5/7/2020 16:27	0:01	SSA2	0.0138	1.8070	Oversupply
5/7/2020 16:28	0:01	SSA3	0.0137	0.5460	Oversupply
5/7/2020 16:28	0:01	SSA2	0.0138	0.7050	Oversupply
5/7/2020 16:29	0:01	SSA3	0.0134	0.5850	Oversupply
5/7/2020 17:38	0:01	AWE	0.0017	0.1000	Oversupply
5/8/2020 2:57	0:05	KWPPII	0.0204	19.2096	Oversupply
5/8/2020 3:13	0:02	KWPPII	0.0044	19.1667	Oversupply
5/8/2020 8:16	0:01	SSA3	0.0151	1.5460	Oversupply
5/8/2020 8:17	0:11	17-2	0.0477	0.6330	Oversupply
5/8/2020 8:17	0:01	SSA2	0.0044	0.3430	Oversupply
5/8/2020 8:17	0:01	SSA3	0.0154	1.1340	Oversupply
5/8/2020 8:18	0:01	SSA2	0.0044	0.0980	Oversupply
5/8/2020 8:18	0:01	SSA3	0.0151	0.1020	Oversupply
5/8/2020 8:18	0:01	SSA2	0.0044	0.2290	Oversupply
5/8/2020 8:19	0:01	SSA3	0.0151	0.0550	Oversupply
5/8/2020 8:19	0:01	SSA2	0.0044	0.1380	Oversupply
5/8/2020 8:19	0:01	SSA3	0.0154	0.4490	Oversupply
5/8/2020 8:20	0:07	SSA2	0.0353	0.0160	Oversupply
5/8/2020 8:20	0:03	SSA3	0.0626	0.0630	Oversupply
5/8/2020 8:21	0:06	BS250	Data is not available	Data is not available	Oversupply
5/8/2020 8:21	0:06	ESA	Data is not available	Data is not available	Oversupply
5/8/2020 8:23	0:05	KWPPII	0.0561	19.2086	Oversupply



Maui Curtailment Report

May 2020

Start Date and Time	Duration (minutes)	IPP Curtailed	Estimated Curtailed MWH	Peak MW Curtailed	Reasons for Curtailment
5/8/2020 8:23	0:01	SSA3	0.0151	0.0550	Oversupply
5/8/2020 8:24	0:03	SSA3	0.0607	0.0060	Oversupply
5/8/2020 8:27	0:01	SSA3	0.0154	0.2660	Oversupply
5/8/2020 8:28	0:01	SSA2	0.0044	0.4190	Oversupply
5/8/2020 8:28	0:01	SSA3	0.0151	0.7050	Oversupply
5/8/2020 8:29	0:01	17-2	0.0006	0.1650	Oversupply
5/8/2020 8:56	0:01	SSA2	0.0006	1.9240	Oversupply
5/8/2020 8:56	0:01	SSA3	0.0072	1.4400	Oversupply
5/8/2020 8:56	0:01	SSA2	0.0006	1.3360	Oversupply
5/8/2020 8:57	0:06	17-2	0.0056	0.0950	Oversupply
5/8/2020 8:57	0:01	SSA3	0.0072	0.0880	Oversupply
5/8/2020 8:57	0:01	SSA2	0.0006	1.0970	Oversupply
5/8/2020 8:57	0:01	SSA3	0.0074	0.6730	Oversupply
5/8/2020 8:58	0:01	SSA2	0.0006	0.7820	Oversupply
5/8/2020 8:58	0:01	SSA3	0.0072	1.0530	Oversupply
5/8/2020 8:59	0:01	SSA3	0.0046	1.0040	Oversupply
5/8/2020 8:59	0:01	SSA2	0.0062	0.7000	Oversupply
5/8/2020 9:00	0:01	SSA3	0.0158	1.1880	Oversupply
5/8/2020 9:00	0:01	SSA2	0.0013	0.6410	Oversupply
5/8/2020 9:01	0:01	SSA3	0.0155	0.8640	Oversupply
5/8/2020 9:04	0:01	SSA3	0.0158	2.3820	Oversupply
5/8/2020 9:05	0:01	SSA3	0.0162	1.9260	Oversupply
5/8/2020 9:06	0:01	SSA2	0.0013	0.5010	Oversupply
5/8/2020 9:07	0:03	17-2	0.0034	0.0980	Oversupply
5/8/2020 9:07	0:01	SSA3	0.0158	0.2620	Oversupply
5/8/2020 9:07	0:01	SSA2	0.0013	0.4990	Oversupply
5/8/2020 9:08	0:01	SSA3	0.0155	0.3390	Oversupply
5/8/2020 9:08	0:01	SSA3	0.0155	1.6390	Oversupply
5/8/2020 9:09	0:01	SSA2	0.0013	0.4790	Oversupply
5/8/2020 9:10	0:01	SSA3	0.0155	2.3110	Oversupply
5/8/2020 9:10	0:01	SSA2	0.0013	0.4980	Oversupply
5/8/2020 9:11	0:02	17-2	0.0047	0.2640	Oversupply
5/8/2020 9:11	0:01	SSA3	0.0155	2.1770	Oversupply
5/8/2020 9:11	0:01	SSA2	0.0013	0.0900	Oversupply
5/8/2020 9:20	0:01	SSA2	0.0000	2.4170	Oversupply
5/8/2020 9:20	0:01	SSA3	0.0074	1.6480	Oversupply
5/8/2020 9:28	0:01	SSA2	0.0000	2.6500	Oversupply
5/8/2020 9:28	0:02	SSA3	0.0142	1.3020	Oversupply
5/8/2020 9:28	0:01	SSA2	0.0000	2.6070	Oversupply
5/8/2020 9:29	0:09	17-2	0.0391	0.7500	Oversupply
5/8/2020 9:29	0:01	SSA3	0.0130	0.4900	Oversupply
5/8/2020 9:29	0:01	SSA2	0.0007	1.0770	Oversupply
5/8/2020 9:30	0:01	SSA3	0.0114	0.7450	Oversupply
5/8/2020 9:30	0:01	SSA2	0.0112	0.1110	Oversupply
5/8/2020 9:31	0:01	BS250	Data is not available	Data is not available	Oversupply
5/8/2020 9:31	0:01	ESA	Data is not available	Data is not available	Oversupply
5/8/2020 9:31	0:01	SSA3	0.0107	0.0800	Oversupply
5/8/2020 9:31	0:01	SSA2	0.0112	0.2480	Oversupply
5/8/2020 9:31	0:01	SSA3	0.0105	0.0210	Oversupply
5/8/2020 9:32	0:01	SSA2	0.0112	0.2090	Oversupply
5/8/2020 9:32	0:01	SSA3	0.0105	0.1240	Oversupply
5/8/2020 9:33	0:01	SSA2	0.0112	1.2650	Oversupply
5/8/2020 9:33	0:02	SSA3	0.0216	0.1410	Oversupply
5/8/2020 9:34	0:01	SSA2	0.0112	1.3430	Oversupply
5/8/2020 9:34	0:01	SSA2	0.0112	0.4250	Oversupply
5/8/2020 9:35	0:01	SSA3	0.0109	0.1360	Oversupply
5/8/2020 9:35	0:01	SSA3	0.0105	0.1040	Oversupply
5/8/2020 9:35	0:01	SSA2	0.0110	1.7930	Oversupply
5/8/2020 9:36	0:01	SSA3	0.0109	0.1380	Oversupply
5/8/2020 9:48	0:01	SSA2	0.0141	2.5250	Oversupply
5/8/2020 9:48	0:01	SSA3	0.0255	1.5850	Oversupply
5/8/2020 9:49	0:11	17-2	0.0358	0.2980	Oversupply
5/8/2020 9:49	0:01	SSA3	0.0235	2.3830	Oversupply
5/8/2020 9:50	0:01	SSA3	0.0230	2.7950	Oversupply
5/8/2020 9:50	0:01	SSA2	0.0141	1.4730	Oversupply
5/8/2020 9:51	0:01	SSA3	0.0235	0.0890	Oversupply
5/8/2020 9:51	0:01	SSA2	0.0138	0.1740	Oversupply
5/8/2020 9:51	0:01	SSA3	0.0240	0.8270	Oversupply
5/8/2020 9:52	0:01	SSA2	0.0141	0.5940	Oversupply
5/8/2020 9:52	0:01	SSA3	0.0235	0.8970	Oversupply
5/8/2020 9:53	0:01	SSA2	0.0141	0.9950	Oversupply
5/8/2020 9:53	0:01	SSA3	0.0240	0.8060	Oversupply
5/8/2020 9:54	0:01	SSA2	0.0141	0.1760	Oversupply
5/8/2020 9:54	0:02	BS250	Data is not available	Data is not available	Oversupply
5/8/2020 9:54	0:02	ESA	Data is not available	Data is not available	Oversupply



Maui Curtailment Report

May 2020

Start Date and Time	Duration (minutes)	IPP Curtailed	Estimated Curtailed MWH	Peak MW Curtailed	Reasons for Curtailment
5/8/2020 9:54	0:02	SSA3	0.0710	0.1700	Oversupply
5/8/2020 9:54	0:01	SSA2	0.0141	0.0260	Oversupply
5/8/2020 9:55	0:02	KWP11	0.0135	18.8204	Oversupply
5/8/2020 9:55	0:01	SSA2	0.0141	-0.0030	Oversupply
5/8/2020 9:56	0:02	SSA3	0.0465	0.0520	Oversupply
5/8/2020 9:56	0:01	SSA2	0.0141	-0.0030	Oversupply
5/8/2020 9:57	0:01	ESA	Data is not available	Data is not available	Oversupply
5/8/2020 9:57	0:01	SSA2	0.0141	-0.0030	Oversupply
5/8/2020 9:58	0:01	SSA3	0.0235	0.1230	Oversupply
5/8/2020 9:58	0:01	SSA2	0.0141	-0.0030	Oversupply
5/8/2020 9:58	0:01	SSA3	0.0230	0.1480	Oversupply
5/8/2020 10:06	0:01	SSA3	0.0194	1.6840	Oversupply
5/8/2020 10:06	0:01	SSA2	0.0184	2.1850	Oversupply
5/8/2020 10:07	6:14	17-2	2.2877	0.7500	Oversupply
5/8/2020 10:07	0:01	SSA3	0.0194	1.3660	Oversupply
5/8/2020 10:07	0:01	SSA2	0.0184	1.7090	Oversupply
5/8/2020 10:08	0:01	SSA3	0.0194	0.0140	Oversupply
5/8/2020 10:08	0:01	SSA2	0.0184	0.2780	Oversupply
5/8/2020 10:08	0:01	SSA3	0.0198	0.2770	Oversupply
5/8/2020 10:09	0:01	BS250	Data is not available	Data is not available	Oversupply
5/8/2020 10:09	0:01	ESA	Data is not available	Data is not available	Oversupply
5/8/2020 10:09	0:01	SSA2	0.0184	0.0280	Oversupply
5/8/2020 10:09	0:01	SSA3	0.0194	0.0140	Oversupply
5/8/2020 10:10	0:01	SSA3	0.0198	0.0080	Oversupply
5/8/2020 10:10	0:01	SSA2	0.0184	-0.0030	Oversupply
5/8/2020 10:11	0:01	SSA3	0.0202	0.1140	Oversupply
5/8/2020 10:11	0:01	SSA2	0.0184	-0.0030	Oversupply
5/8/2020 10:12	2:09	SSA3	5.7763	0.0080	Oversupply
5/8/2020 10:12	2:09	SSA2	4.9189	-0.0030	Oversupply
5/8/2020 10:13	0:25	BS250	Data is not available	Data is not available	Oversupply
5/8/2020 10:13	2:08	ESA	Data is not available	Data is not available	Oversupply
5/8/2020 10:15	2:06	KWP11	16.1799	19.2106	Oversupply
5/8/2020 10:39	1:42	BS250	Data is not available	Data is not available	Oversupply
5/8/2020 12:06	0:04	AWE	0.0740	7.5000	Oversupply
5/8/2020 12:12	0:03	AWE	0.0572	7.6000	Oversupply
5/8/2020 12:20	0:01	SSA3	0.0253	0.0770	Oversupply
5/8/2020 12:21	0:01	SSA2	0.0326	0.1370	Oversupply
5/8/2020 12:21	0:01	SSA3	0.0253	0.1640	Oversupply
5/8/2020 12:21	0:01	SSA2	0.0314	0.3350	Oversupply
5/8/2020 12:22	3:14	BS250	Data is not available	Data is not available	Oversupply
5/8/2020 12:22	3:14	ESA	Data is not available	Data is not available	Oversupply
5/8/2020 12:22	3:14	SSA3	7.3494	0.3800	Oversupply
5/8/2020 12:22	3:14	SSA2	6.5387	0.6060	Oversupply
5/8/2020 12:23	3:13	KWP11	34.5357	19.2106	Oversupply
5/8/2020 12:30	0:01	AWE	0.0008	2.3000	Oversupply
5/8/2020 12:55	0:02	AWE	0.0085	6.8000	Oversupply
5/8/2020 14:04	0:02	5A	Data is not available	Data is not available	Oversupply
5/8/2020 14:04	0:02	SAG	Data is not available	Data is not available	Oversupply
5/8/2020 15:35	0:01	SSA3	0.0250	0.0050	Oversupply
5/8/2020 15:36	0:01	SSA2	0.0180	0.0710	Oversupply
5/8/2020 15:36	0:01	SSA3	0.0240	0.2050	Oversupply
5/8/2020 15:37	0:01	SSA3	0.0245	0.4400	Oversupply
5/8/2020 15:37	0:01	SSA2	0.0180	0.2660	Oversupply
5/8/2020 15:38	0:01	SSA3	0.0245	0.6900	Oversupply
5/8/2020 15:38	0:02	SSA2	0.0360	0.4530	Oversupply
5/8/2020 15:39	0:01	SSA3	0.0240	0.9520	Oversupply
5/8/2020 15:39	0:01	SSA3	0.0245	0.6920	Oversupply
5/8/2020 15:40	0:01	BS250	Data is not available	Data is not available	Oversupply
5/8/2020 15:40	0:01	ESA	Data is not available	Data is not available	Oversupply
5/8/2020 15:40	0:01	SSA2	0.0180	0.0160	Oversupply
5/8/2020 15:40	0:01	SSA3	0.0250	0.3610	Oversupply
5/8/2020 15:40	0:01	SSA2	0.0180	0.0560	Oversupply
5/8/2020 15:41	0:01	SSA3	0.0240	0.1390	Oversupply
5/8/2020 15:41	0:01	SSA2	0.0180	0.3270	Oversupply
5/8/2020 15:42	0:01	SSA3	0.0250	0.2300	Oversupply
5/8/2020 15:42	0:01	SSA2	0.0177	0.3580	Oversupply
5/8/2020 15:42	0:01	SSA3	0.0250	0.3710	Oversupply
5/8/2020 15:43	0:01	SSA2	0.0180	0.3830	Oversupply
5/8/2020 15:43	0:01	SSA3	0.0250	0.5810	Oversupply
5/8/2020 15:44	0:01	SSA2	0.0176	0.3960	Oversupply
5/8/2020 15:44	0:01	SSA3	0.0247	0.5550	Oversupply
5/8/2020 15:45	0:01	SSA3	0.0162	0.3990	Oversupply
5/8/2020 15:45	0:01	SSA2	0.0337	0.5540	Oversupply
5/8/2020 15:45	0:01	SSA3	0.0162	0.3650	Oversupply
5/8/2020 15:46	0:01	SSA2	0.0337	0.7250	Oversupply



Maui Curtailment Report

May 2020

Start Date and Time	Duration (minutes)	IPP Curtailed	Estimated Curtailed MWH	Peak MW Curtailed	Reasons for Curtailment
5/8/2020 15:46	0:01	SSA3	0.0162	0.0040	Oversupply
5/8/2020 15:47	0:03	BS250	Data is not available	Data is not available	Oversupply
5/8/2020 15:47	0:03	ESA	Data is not available	Data is not available	Oversupply
5/8/2020 15:47	0:04	SSA2	0.1686	0.0890	Oversupply
5/8/2020 15:47	0:03	SSA3	0.0633	0.0070	Oversupply
5/8/2020 15:49	0:02	KWP11	0.0135	19.2057	Oversupply
5/8/2020 15:50	0:02	SSA3	0.0316	0.0660	Oversupply
5/8/2020 15:51	0:01	SSA2	0.0337	-0.0010	Oversupply
5/8/2020 15:52	0:01	SSA3	0.0155	0.1490	Oversupply
5/8/2020 15:52	0:01	SSA2	0.0337	-0.0030	Oversupply
5/8/2020 15:52	0:01	SSA3	0.0158	0.2900	Oversupply
5/8/2020 15:53	0:01	SSA2	0.0337	-0.0030	Oversupply
5/8/2020 15:53	0:01	SSA3	0.0158	0.4430	Oversupply
5/8/2020 15:54	0:01	SSA3	0.0162	0.5880	Oversupply
5/8/2020 15:54	0:01	SSA2	0.0337	0.5900	Oversupply
5/8/2020 15:55	0:01	SSA3	0.0158	0.5680	Oversupply
5/8/2020 15:55	0:01	SSA2	0.0337	0.6690	Oversupply
5/8/2020 15:55	0:01	SSA3	0.0158	0.3150	Oversupply
5/8/2020 15:56	0:01	ESA	Data is not available	Data is not available	Oversupply
5/8/2020 15:56	0:01	SSA2	0.0337	0.0400	Oversupply
5/8/2020 15:56	0:01	SSA3	0.0162	0.0690	Oversupply
5/8/2020 15:57	0:01	SSA2	0.0331	0.3200	Oversupply
5/8/2020 15:58	0:01	SSA2	0.0337	0.5770	Oversupply
5/8/2020 15:58	0:01	SSA3	0.0158	0.4960	Oversupply
5/8/2020 15:59	0:01	SSA3	0.0155	0.2630	Oversupply
5/8/2020 15:59	0:01	SSA2	0.0337	0.8320	Oversupply
5/8/2020 15:59	0:01	SSA3	0.0143	0.0670	Oversupply
5/8/2020 16:00	0:01	SSA2	0.0246	0.1240	Oversupply
5/8/2020 16:00	0:01	SSA3	0.0186	0.3910	Oversupply
5/8/2020 16:00	0:01	SSA2	0.0246	0.4710	Oversupply
5/8/2020 16:02	0:01	SSA3	0.0179	0.6360	Oversupply
5/8/2020 16:02	0:01	SSA2	0.0246	0.8260	Oversupply
5/8/2020 16:02	0:01	SSA3	0.0186	0.8530	Oversupply
5/8/2020 16:03	0:01	SSA2	0.0246	1.7150	Oversupply
5/8/2020 16:03	0:01	SSA3	0.0179	0.1350	Oversupply
5/8/2020 16:04	0:01	SSA2	0.0246	0.3210	Oversupply
5/8/2020 16:04	0:01	SSA3	0.0182	0.3400	Oversupply
5/8/2020 16:05	0:01	BS250	Data is not available	Data is not available	Oversupply
5/8/2020 16:05	0:01	ESA	Data is not available	Data is not available	Oversupply
5/8/2020 16:05	0:01	SSA3	0.0179	0.0210	Oversupply
5/8/2020 16:05	0:01	SSA2	0.0246	0.0320	Oversupply
5/8/2020 16:05	0:01	SSA3	0.0182	0.6700	Oversupply
5/8/2020 16:06	0:01	SSA2	0.0246	0.0270	Oversupply
5/8/2020 16:06	0:01	SSA3	0.0179	0.2830	Oversupply
5/8/2020 16:06	0:01	SSA2	0.0246	0.5360	Oversupply
5/8/2020 16:07	0:01	SSA3	0.0182	0.7270	Oversupply
5/8/2020 16:07	0:01	SSA2	0.0246	0.7470	Oversupply
5/8/2020 16:08	0:01	SSA3	0.0182	0.8650	Oversupply
5/8/2020 16:08	0:01	SSA2	0.0246	0.6840	Oversupply
5/8/2020 16:08	0:01	SSA3	0.0179	0.2980	Oversupply
5/8/2020 16:09	0:01	SSA2	0.0246	0.2530	Oversupply
5/8/2020 16:09	0:01	SSA3	0.0182	0.2760	Oversupply
5/8/2020 16:10	0:01	SSA2	0.0246	0.7540	Oversupply
5/8/2020 16:10	0:01	SSA3	0.0182	0.2840	Oversupply
5/8/2020 16:11	0:01	SSA3	0.0179	0.0010	Oversupply
5/8/2020 16:11	0:01	SSA2	0.0246	0.0340	Oversupply
5/8/2020 16:11	0:01	SSA3	0.0186	0.0070	Oversupply
5/8/2020 16:12	0:01	ESA	Data is not available	Data is not available	Oversupply
5/8/2020 16:12	0:01	SSA2	0.0246	0.0350	Oversupply
5/8/2020 16:12	0:01	SSA3	0.0179	0.0360	Oversupply
5/8/2020 16:13	0:01	SSA2	0.0246	0.2480	Oversupply
5/8/2020 16:13	0:01	SSA3	0.0179	0.0780	Oversupply
5/8/2020 16:13	0:02	SSA2	0.0474	0.2290	Oversupply
5/8/2020 16:14	0:01	BS250	Data is not available	Data is not available	Oversupply
5/8/2020 16:14	0:01	ESA	Data is not available	Data is not available	Oversupply
5/8/2020 16:14	0:01	SSA3	0.0181	0.0090	Oversupply
5/8/2020 16:15	0:01	SSA3	0.0087	0.0240	Oversupply
5/8/2020 16:15	0:01	SSA2	0.0184	0.0880	Oversupply
5/8/2020 16:15	0:01	SSA3	0.0085	0.0800	Oversupply
5/8/2020 16:16	0:01	SSA2	0.0184	0.1470	Oversupply
5/8/2020 16:16	0:01	SSA3	0.0088	0.1530	Oversupply
5/8/2020 16:17	0:01	SSA3	0.0085	0.0610	Oversupply
5/8/2020 16:17	0:01	SSA2	0.0181	0.1280	Oversupply
5/8/2020 16:18	0:01	SSA3	0.0087	0.2780	Oversupply
5/8/2020 16:18	0:01	SSA2	0.0184	0.1290	Oversupply



Maui Curtailment Report

May 2020

Start Date and Time	Duration (minutes)	IPP Curtailed	Estimated Curtailed MWH	Peak MW Curtailed	Reasons for Curtailment
5/8/2020 16:18	0:01	SSA3	0.0088	0.4380	Oversupply
5/8/2020 16:19	0:01	SSA2	0.0184	0.1380	Oversupply
5/8/2020 16:19	0:01	SSA3	0.0087	0.3750	Oversupply
5/8/2020 16:19	0:01	SSA2	0.0184	0.1450	Oversupply
5/8/2020 16:27	0:01	SSA2	0.0184	1.8580	Oversupply
5/8/2020 16:28	0:03	17-2	0.0054	0.1810	Oversupply
5/8/2020 16:28	0:01	SSA3	0.0088	1.6490	Oversupply
5/8/2020 16:28	0:01	SSA2	0.0184	2.1910	Oversupply
5/8/2020 16:28	0:01	SSA3	0.0087	1.9730	Oversupply
5/8/2020 16:29	0:01	SSA2	0.0158	0.0270	Oversupply
5/8/2020 16:29	0:01	SSA3	0.0038	0.0560	Oversupply
5/8/2020 16:30	0:01	SSA2	0.0008	0.7190	Oversupply
5/8/2020 16:32	0:01	SSA2	0.0008	2.2470	Oversupply
5/8/2020 16:38	0:01	17-2	0.0007	0.0990	Oversupply
5/8/2020 16:38	0:01	SSA3	0.0087	1.9090	Oversupply
5/8/2020 23:20	0:04	KWPPII	0.0352	19.0021	Oversupply
5/9/2020 0:42	0:03	KWPPII	0.0072	18.8135	Oversupply
5/9/2020 0:50	0:03	KWPPII	0.0201	19.0041	Oversupply
5/9/2020 0:54	3:34	KWPPII	11.2222	19.1088	Oversupply
5/9/2020 4:29	0:02	KWPPII	0.0135	17.3445	Oversupply
5/9/2020 4:34	0:29	KWPPII	1.0412	18.9691	Oversupply
5/9/2020 5:04	0:05	KWPPII	0.0797	18.2416	Oversupply
5/9/2020 6:44	0:37	SSA3	0.3850	0.1950	Oversupply
5/9/2020 6:45	0:04	BS250	Data is not available	Data is not available	Oversupply
5/9/2020 6:45	0:04	ESA	Data is not available	Data is not available	Oversupply
5/9/2020 6:45	0:35	KWPPII	1.6141	18.9911	Oversupply
5/9/2020 6:45	0:40	17-2	0.0479	0.1300	Oversupply
5/9/2020 6:45	0:37	SSA2	0.1375	0.0850	Oversupply
5/9/2020 6:50	0:32	BS250	Data is not available	Data is not available	Oversupply
5/9/2020 6:50	0:32	ESA	Data is not available	Data is not available	Oversupply
5/9/2020 7:22	0:01	SSA2	0.0056	0.0490	Oversupply
5/9/2020 7:22	0:01	SSA3	0.0091	0.4390	Oversupply
5/9/2020 7:23	0:01	SSA2	0.0056	0.2650	Oversupply
5/9/2020 7:23	0:01	SSA3	0.0090	0.4120	Oversupply
5/9/2020 7:23	0:01	SSA2	0.0056	0.2810	Oversupply
5/9/2020 7:24	0:01	SSA3	0.0091	0.4220	Oversupply
5/9/2020 7:27	0:01	SSA2	0.0056	0.3330	Oversupply
5/9/2020 7:28	0:05	17-2	0.0092	0.1980	Oversupply
5/9/2020 7:28	0:01	SSA2	0.0056	0.3450	Oversupply
5/9/2020 7:28	0:01	SSA3	0.0091	0.7540	Oversupply
5/9/2020 7:29	0:01	SSA3	0.0090	0.2030	Oversupply
5/9/2020 7:29	0:01	SSA2	0.0056	0.0660	Oversupply
5/9/2020 7:29	0:01	SSA3	0.0084	0.4040	Oversupply
5/9/2020 7:29	0:01	SSA2	0.0047	0.3380	Oversupply
5/9/2020 7:30	0:01	SSA3	0.0114	0.5200	Oversupply
5/9/2020 7:30	0:01	SSA2	0.0070	0.3660	Oversupply
5/9/2020 7:31	0:01	SSA3	0.0117	0.1710	Oversupply
5/9/2020 7:31	0:01	SSA2	0.0070	0.2990	Oversupply
5/9/2020 7:32	0:01	SSA3	0.0117	0.3440	Oversupply
5/9/2020 7:35	0:01	SSA3	0.0114	0.8680	Oversupply
5/9/2020 7:36	9:15	17-2	4.2358	0.7500	Oversupply
5/9/2020 7:36	0:01	SSA2	0.0070	0.4220	Oversupply
5/9/2020 7:36	0:01	SSA3	0.0122	0.2090	Oversupply
5/9/2020 7:36	0:01	SSA2	0.0070	0.4300	Oversupply
5/9/2020 7:37	0:01	SSA3	0.0114	0.4610	Oversupply
5/9/2020 7:37	0:01	SSA2	0.0070	0.1240	Oversupply
5/9/2020 7:38	0:03	SSA3	0.0454	0.0200	Oversupply
5/9/2020 7:38	0:01	SSA2	0.0070	0.0360	Oversupply
5/9/2020 7:39	0:02	SSA2	0.0137	0.0100	Oversupply
5/9/2020 7:40	0:01	BS250	Data is not available	Data is not available	Oversupply
5/9/2020 7:40	0:01	ESA	Data is not available	Data is not available	Oversupply
5/9/2020 7:41	0:01	KWPPII	0.0148	18.9482	Oversupply
5/9/2020 7:41	0:01	SSA2	0.0067	-0.0020	Oversupply
5/9/2020 7:41	0:01	SSA3	0.0117	0.0040	Oversupply
5/9/2020 7:42	0:01	SSA2	0.0070	0.1250	Oversupply
5/9/2020 7:42	0:01	SSA3	0.0112	0.0870	Oversupply
5/9/2020 7:42	0:01	SSA2	0.0070	0.1180	Oversupply
5/9/2020 7:42	0:01	SSA3	0.0112	0.1420	Oversupply
5/9/2020 7:43	0:16	SSA3	0.3856	0.1050	Oversupply
5/9/2020 7:43	0:16	SSA2	0.2069	0.0280	Oversupply
5/9/2020 7:44	0:16	BS250	Data is not available	Data is not available	Oversupply
5/9/2020 7:44	0:16	ESA	Data is not available	Data is not available	Oversupply
5/9/2020 7:44	0:16	KWPPII	0.7380	19.1168	Oversupply
5/9/2020 7:59	0:01	SSA3	0.0193	-0.0010	Oversupply
5/9/2020 8:00	0:01	SSA2	0.0130	0.0930	Oversupply



Maui Curtailment Report

May 2020

Start Date and Time	Duration (minutes)	IPP Curtailed	Estimated Curtailed MWH	Peak MW Curtailed	Reasons for Curtailment
5/9/2020 8:00	0:01	SSA3	0.0219	0.1630	Oversupply
5/9/2020 8:00	0:01	SSA2	0.0135	0.1480	Oversupply
5/9/2020 8:01	0:01	SSA3	0.0219	0.1020	Oversupply
5/9/2020 8:01	3:33	SSA2	6.5060	0.2000	Oversupply
5/9/2020 8:02	3:32	BS250	Data is not available	Data is not available	Oversupply
5/9/2020 8:02	3:32	ESA	Data is not available	Data is not available	Oversupply
5/9/2020 8:02	3:32	SSA3	9.3986	0.0030	Oversupply
5/9/2020 8:03	3:13	KWP	42.7483	19.0599	Oversupply
5/9/2020 9:44	0:04	AWE	0.0574	3.2000	Oversupply
5/9/2020 9:45	0:02	5A	Data is not available	Data is not available	Oversupply
5/9/2020 9:45	0:02	SAG	Data is not available	Data is not available	Oversupply
5/9/2020 9:52	0:11	AWE	0.1637	4.0000	Oversupply
5/9/2020 10:05	0:01	AWE	0.0142	3.6000	Oversupply
5/9/2020 10:09	0:07	AWE	0.0720	2.2000	Oversupply
5/9/2020 10:10	0:05	5A	Data is not available	Data is not available	Oversupply
5/9/2020 10:10	0:05	SAG	Data is not available	Data is not available	Oversupply
5/9/2020 10:17	0:01	5A	Data is not available	Data is not available	Oversupply
5/9/2020 10:17	0:01	SAG	Data is not available	Data is not available	Oversupply
5/9/2020 10:17	0:01	KWP	0.0026	19.7011	Oversupply
5/9/2020 10:17	0:39	AWE	0.7051	5.4000	Oversupply
5/9/2020 10:19	0:01	5A	Data is not available	Data is not available	Oversupply
5/9/2020 10:19	0:01	SAG	Data is not available	Data is not available	Oversupply
5/9/2020 10:21	0:01	5A	Data is not available	Data is not available	Oversupply
5/9/2020 10:21	0:01	SAG	Data is not available	Data is not available	Oversupply
5/9/2020 10:22	0:01	KWP	0.0009	19.0681	Oversupply
5/9/2020 10:23	0:17	5A	Data is not available	Data is not available	Oversupply
5/9/2020 10:23	0:17	SAG	Data is not available	Data is not available	Oversupply
5/9/2020 10:24	0:01	KWP	0.0044	19.0154	Oversupply
5/9/2020 10:26	0:01	KWP	0.0009	18.0132	Oversupply
5/9/2020 10:28	0:01	KWP	0.0018	17.1165	Oversupply
5/9/2020 10:32	0:01	KWP	0.0013	14.9011	Oversupply
5/9/2020 10:35	0:01	KWP	0.0009	13.7407	Oversupply
5/9/2020 10:41	0:01	5A	Data is not available	Data is not available	Oversupply
5/9/2020 10:41	0:01	SAG	Data is not available	Data is not available	Oversupply
5/9/2020 10:43	0:01	5A	Data is not available	Data is not available	Oversupply
5/9/2020 10:43	0:01	SAG	Data is not available	Data is not available	Oversupply
5/9/2020 10:45	0:02	5A	Data is not available	Data is not available	Oversupply
5/9/2020 10:45	0:02	SAG	Data is not available	Data is not available	Oversupply
5/9/2020 10:48	0:01	5A	Data is not available	Data is not available	Oversupply
5/9/2020 10:48	0:01	SAG	Data is not available	Data is not available	Oversupply
5/9/2020 10:49	0:01	KWP	0.0026	12.9495	Oversupply
5/9/2020 10:51	0:01	5A	Data is not available	Data is not available	Oversupply
5/9/2020 10:51	0:01	SAG	Data is not available	Data is not available	Oversupply
5/9/2020 10:51	0:01	KWP	0.0009	14.4791	Oversupply
5/9/2020 11:01	0:07	AWE	0.1434	7.0000	Oversupply
5/9/2020 11:11	0:01	AWE	0.0014	6.6000	Oversupply
5/9/2020 11:17	0:08	AWE	0.1253	7.0000	Oversupply
5/9/2020 11:17	0:18	KWP	3.9463	16.6259	Oversupply
5/9/2020 11:29	0:02	AWE	0.0172	5.6000	Oversupply
5/9/2020 11:34	0:01	SSA3	0.0372	0.0590	Oversupply
5/9/2020 11:34	0:01	SSA2	0.0220	0.5080	Oversupply
5/9/2020 11:35	0:01	SSA3	0.0364	0.1360	Oversupply
5/9/2020 11:35	0:01	SSA2	0.0220	0.6550	Oversupply
5/9/2020 11:35	0:01	SSA3	0.0364	0.1770	Oversupply
5/9/2020 11:36	2:55	BS250	Data is not available	Data is not available	Oversupply
5/9/2020 11:36	2:55	ESA	Data is not available	Data is not available	Oversupply
5/9/2020 11:36	2:55	SSA2	7.3792	0.4970	Oversupply
5/9/2020 11:36	2:54	SSA3	8.3233	0.1620	Oversupply
5/9/2020 11:37	2:54	KWP	50.1224	19.0031	Oversupply
5/9/2020 11:47	0:12	AWE	0.3124	8.3000	Oversupply
5/9/2020 12:00	1:35	AWE	5.9062	11.0000	Oversupply
5/9/2020 12:04	0:04	5A	Data is not available	Data is not available	Oversupply
5/9/2020 12:04	0:04	SAG	Data is not available	Data is not available	Oversupply
5/9/2020 12:05	0:01	KWP	0.0009	15.5868	Oversupply
5/9/2020 12:08	0:01	KWP	0.0009	12.0527	Oversupply
5/9/2020 12:09	0:01	5A	Data is not available	Data is not available	Oversupply
5/9/2020 12:09	0:01	SAG	Data is not available	Data is not available	Oversupply
5/9/2020 12:10	0:02	KWP	0.0018	13.3187	Oversupply
5/9/2020 12:11	0:04	5A	Data is not available	Data is not available	Oversupply
5/9/2020 12:11	0:04	SAG	Data is not available	Data is not available	Oversupply
5/9/2020 12:16	0:01	KWP	0.0009	10.1538	Oversupply
5/9/2020 12:19	0:01	5A	Data is not available	Data is not available	Oversupply
5/9/2020 12:19	0:01	SAG	Data is not available	Data is not available	Oversupply
5/9/2020 12:21	0:06	5A	Data is not available	Data is not available	Oversupply
5/9/2020 12:21	0:06	SAG	Data is not available	Data is not available	Oversupply



Maui Curtailment Report

May 2020

Start Date and Time	Duration (minutes)	IPP Curtailed	Estimated Curtailed MWH	Peak MW Curtailed	Reasons for Curtailment
5/9/2020 12:26	0:01	KWP	0.0009	12.2637	Oversupply
5/9/2020 12:28	0:08	5A	Data is not available	Data is not available	Oversupply
5/9/2020 12:28	0:08	SAG	Data is not available	Data is not available	Oversupply
5/9/2020 12:30	0:01	KWP	0.0018	11.3143	Oversupply
5/9/2020 12:33	0:01	KWP	0.0009	10.2066	Oversupply
5/9/2020 12:37	0:01	5A	Data is not available	Data is not available	Oversupply
5/9/2020 12:37	0:01	SAG	Data is not available	Data is not available	Oversupply
5/9/2020 12:39	0:02	5A	Data is not available	Data is not available	Oversupply
5/9/2020 12:39	0:02	SAG	Data is not available	Data is not available	Oversupply
5/9/2020 12:41	0:01	KWP	0.0009	8.3077	Oversupply
5/9/2020 12:42	0:04	5A	Data is not available	Data is not available	Oversupply
5/9/2020 12:42	0:04	SAG	Data is not available	Data is not available	Oversupply
5/9/2020 12:45	0:01	KWP	0.0018	8.4659	Oversupply
5/9/2020 12:47	0:03	5A	Data is not available	Data is not available	Oversupply
5/9/2020 12:47	0:03	SAG	Data is not available	Data is not available	Oversupply
5/9/2020 12:47	0:01	KWP	0.0009	8.7824	Oversupply
5/9/2020 12:51	0:02	5A	Data is not available	Data is not available	Oversupply
5/9/2020 12:51	0:02	SAG	Data is not available	Data is not available	Oversupply
5/9/2020 12:53	0:01	KWP	0.0018	8.2549	Oversupply
5/9/2020 12:54	0:01	5A	Data is not available	Data is not available	Oversupply
5/9/2020 12:54	0:01	SAG	Data is not available	Data is not available	Oversupply
5/9/2020 12:58	0:01	5A	Data is not available	Data is not available	Oversupply
5/9/2020 12:58	0:01	SAG	Data is not available	Data is not available	Oversupply
5/9/2020 12:58	0:01	KWP	0.0009	12.3692	Oversupply
5/9/2020 13:00	0:01	5A	Data is not available	Data is not available	Oversupply
5/9/2020 13:00	0:01	SAG	Data is not available	Data is not available	Oversupply
5/9/2020 13:02	0:03	5A	Data is not available	Data is not available	Oversupply
5/9/2020 13:02	0:03	SAG	Data is not available	Data is not available	Oversupply
5/9/2020 13:36	0:04	AWE	0.2432	11.6000	Oversupply
5/9/2020 13:42	0:45	AWE	3.2854	17.4000	Oversupply
5/9/2020 14:30	0:01	SSA3	0.0363	-0.0020	Oversupply
5/9/2020 14:31	0:01	SSA2	0.0405	0.0310	Oversupply
5/9/2020 14:31	0:01	SSA3	0.0371	0.0780	Oversupply
5/9/2020 14:31	0:01	SSA2	0.0405	0.6050	Oversupply
5/9/2020 14:32	0:01	SSA3	0.0363	0.3040	Oversupply
5/9/2020 14:32	0:18	SSA2	0.7099	0.6060	Oversupply
5/9/2020 14:33	0:18	BS250	Data is not available	Data is not available	Oversupply
5/9/2020 14:33	0:18	ESA	Data is not available	Data is not available	Oversupply
5/9/2020 14:33	0:18	KWP11	4.2626	17.0131	Oversupply
5/9/2020 14:33	0:18	SSA3	0.8376	0.2370	Oversupply
5/9/2020 14:35	0:11	AWE	0.3818	13.5000	Oversupply
5/9/2020 14:50	0:01	SSA3	0.0363	0.0000	Oversupply
5/9/2020 14:50	0:01	SSA2	0.0172	0.0690	Oversupply
5/9/2020 14:51	0:01	SSA3	0.0363	0.1470	Oversupply
5/9/2020 14:51	0:01	SSA2	0.0172	0.5710	Oversupply
5/9/2020 14:52	0:01	SSA3	0.0363	0.3410	Oversupply
5/9/2020 14:52	1:56	SSA2	2.4372	0.1100	Oversupply
5/9/2020 14:53	1:56	BS250	Data is not available	Data is not available	Oversupply
5/9/2020 14:53	1:56	ESA	Data is not available	Data is not available	Oversupply
5/9/2020 14:53	1:56	KWP11	14.7444	18.8284	Oversupply
5/9/2020 14:53	1:55	SSA3	4.7073	0.0410	Oversupply
5/9/2020 16:48	0:01	SSA3	0.0063	-0.0010	Oversupply
5/9/2020 16:48	0:01	SSA2	0.0024	0.0490	Oversupply
5/9/2020 16:49	0:01	SSA3	0.0062	0.0900	Oversupply
5/9/2020 16:53	0:01	SSA3	0.0060	0.7020	Oversupply
5/9/2020 16:54	0:03	17-2	0.0130	-0.5050	Oversupply
5/9/2020 16:54	0:01	SSA3	0.0063	0.5960	Oversupply
5/9/2020 16:54	0:01	SSA2	0.0025	0.2780	Oversupply
5/10/2020 0:02	0:01	KWP11	0.0072	15.3525	Oversupply
5/10/2020 0:04	0:02	KWP11	0.0277	15.0512	Oversupply
5/10/2020 0:08	0:17	KWP11	0.7797	16.0441	Oversupply
5/10/2020 0:29	0:04	KWP11	0.0497	16.1808	Oversupply
5/10/2020 1:43	0:03	KWP11	0.0343	15.6410	Oversupply
5/10/2020 1:50	0:31	KWP11	0.7569	17.3604	Oversupply
5/10/2020 2:22	0:03	KWP11	0.0109	16.7267	Oversupply
5/10/2020 3:03	0:01	KWP11	0.0057	15.2817	Oversupply
5/10/2020 3:12	0:23	KWP11	0.6713	16.3844	Oversupply
5/10/2020 3:37	0:03	KWP11	0.0328	16.2397	Oversupply
5/10/2020 3:48	0:01	KWP11	0.0036	15.1440	Oversupply
5/10/2020 3:56	0:01	KWP11	0.0034	14.2488	Oversupply
5/10/2020 7:28	0:01	SSA3	0.0050	0.7710	Oversupply
5/10/2020 7:28	0:01	SSA2	0.0037	0.3710	Oversupply
5/10/2020 7:29	0:04	17-2	0.0011	0.0630	Oversupply
5/10/2020 7:29	0:01	SSA3	0.0047	0.0620	Oversupply
5/10/2020 7:29	0:02	SSA2	0.0088	0.0350	Oversupply



Maui Curtailment Report

May 2020

Start Date and Time	Duration (minutes)	IPP Curtailed	Estimated Curtailed MWH	Peak MW Curtailed	Reasons for Curtailment
5/10/2020 7:29	0:02	SSA3	0.0099	0.0530	Oversupply
5/10/2020 7:30	0:01	BS250	Data is not available	Data is not available	Oversupply
5/10/2020 7:30	0:01	ESA	Data is not available	Data is not available	Oversupply
5/10/2020 7:30	0:02	KWP	0.0118	13.9315	Oversupply
5/10/2020 7:31	0:01	SSA2	0.0055	0.0310	Oversupply
5/10/2020 7:31	0:01	SSA3	0.0069	0.3460	Oversupply
5/10/2020 7:32	0:01	SSA2	0.0055	0.1210	Oversupply
5/10/2020 7:33	0:01	SSA3	0.0069	0.2060	Oversupply
5/10/2020 7:33	0:01	SSA2	0.0055	0.1300	Oversupply
5/10/2020 7:34	0:02	17-2	0.0019	0.0630	Oversupply
5/10/2020 7:34	0:01	SSA3	0.0067	0.5010	Oversupply
5/10/2020 7:34	0:01	SSA2	0.0055	0.1320	Oversupply
5/10/2020 7:48	0:01	SSA3	0.0161	1.0830	Oversupply
5/10/2020 7:48	0:01	SSA2	0.0101	0.6380	Oversupply
5/10/2020 7:49	0:33	BS250	Data is not available	Data is not available	Oversupply
5/10/2020 7:49	0:33	ESA	Data is not available	Data is not available	Oversupply
5/10/2020 7:49	8:20	17-2	5.2648	0.7500	Oversupply
5/10/2020 7:49	0:32	SSA3	0.8785	0.0210	Oversupply
5/10/2020 7:49	0:33	SSA2	0.5339	0.0080	Oversupply
5/10/2020 7:50	0:32	KWP	1.6284	17.0461	Oversupply
5/10/2020 8:21	0:01	SSA3	0.0245	0.1370	Oversupply
5/10/2020 8:22	0:01	SSA2	0.0178	0.0790	Oversupply
5/10/2020 8:22	0:01	SSA3	0.0250	0.7360	Oversupply
5/10/2020 8:23	0:08	SSA2	0.1578	0.1230	Oversupply
5/10/2020 8:23	0:08	SSA3	0.2507	0.3860	Oversupply
5/10/2020 8:24	0:07	BS250	Data is not available	Data is not available	Oversupply
5/10/2020 8:24	0:07	ESA	Data is not available	Data is not available	Oversupply
5/10/2020 8:25	0:06	KWP	0.1544	15.7098	Oversupply
5/10/2020 8:30	0:01	SSA3	0.0283	0.1440	Oversupply
5/10/2020 8:31	0:01	SSA2	0.0153	0.1080	Oversupply
5/10/2020 8:31	0:06	SSA3	0.2298	0.1810	Oversupply
5/10/2020 8:31	0:06	SSA2	0.1069	0.1290	Oversupply
5/10/2020 8:32	0:05	BS250	Data is not available	Data is not available	Oversupply
5/10/2020 8:32	0:05	ESA	Data is not available	Data is not available	Oversupply
5/10/2020 8:33	0:05	KWP	0.0756	15.9104	Oversupply
5/10/2020 8:37	0:01	SSA2	0.0153	0.1530	Oversupply
5/10/2020 8:37	0:01	SSA3	0.0283	0.1900	Oversupply
5/10/2020 8:38	6:56	SSA3	18.7440	0.1030	Oversupply
5/10/2020 8:38	6:56	SSA2	17.7102	0.0150	Oversupply
5/10/2020 8:39	6:56	BS250	Data is not available	Data is not available	Oversupply
5/10/2020 8:39	6:56	ESA	Data is not available	Data is not available	Oversupply
5/10/2020 8:40	6:55	KWP	63.5772	17.5431	Oversupply
5/10/2020 9:11	0:02	AWE	0.0251	13.1000	Oversupply
5/10/2020 9:19	0:02	AWE	0.0123	12.7000	Oversupply
5/10/2020 9:25	0:01	AWE	0.0114	12.7000	Oversupply
5/10/2020 9:36	0:01	AWE	0.0087	11.7000	Oversupply
5/10/2020 9:38	0:39	AWE	1.1529	11.7000	Oversupply
5/10/2020 10:19	4:30	AWE	20.8134	16.2000	Oversupply
5/10/2020 11:16	0:01	5A	Data is not available	Data is not available	Oversupply
5/10/2020 11:16	0:01	SAG	Data is not available	Data is not available	Oversupply
5/10/2020 11:17	0:01	KWP	0.0024	3.9297	Oversupply
5/10/2020 11:28	0:02	5A	Data is not available	Data is not available	Oversupply
5/10/2020 11:28	0:02	SAG	Data is not available	Data is not available	Oversupply
5/10/2020 11:33	0:04	5A	Data is not available	Data is not available	Oversupply
5/10/2020 11:33	0:04	SAG	Data is not available	Data is not available	Oversupply
5/10/2020 11:45	0:01	5A	Data is not available	Data is not available	Oversupply
5/10/2020 11:45	0:01	SAG	Data is not available	Data is not available	Oversupply
5/10/2020 11:46	0:01	KWP	0.0009	4.9319	Oversupply
5/10/2020 11:49	0:02	5A	Data is not available	Data is not available	Oversupply
5/10/2020 11:49	0:02	SAG	Data is not available	Data is not available	Oversupply
5/10/2020 11:52	0:01	KWP	0.0009	5.0901	Oversupply
5/10/2020 11:55	0:03	5A	Data is not available	Data is not available	Oversupply
5/10/2020 11:55	0:03	SAG	Data is not available	Data is not available	Oversupply
5/10/2020 11:59	0:01	5A	Data is not available	Data is not available	Oversupply
5/10/2020 11:59	0:01	SAG	Data is not available	Data is not available	Oversupply
5/10/2020 11:59	0:01	KWP	0.0018	5.8286	Oversupply
5/10/2020 12:02	0:01	5A	Data is not available	Data is not available	Oversupply
5/10/2020 12:02	0:01	SAG	Data is not available	Data is not available	Oversupply
5/10/2020 12:04	0:01	5A	Data is not available	Data is not available	Oversupply
5/10/2020 12:04	0:01	SAG	Data is not available	Data is not available	Oversupply
5/10/2020 12:06	0:02	5A	Data is not available	Data is not available	Oversupply
5/10/2020 12:06	0:02	SAG	Data is not available	Data is not available	Oversupply
5/10/2020 12:14	0:01	5A	Data is not available	Data is not available	Oversupply
5/10/2020 12:14	0:01	SAG	Data is not available	Data is not available	Oversupply
5/10/2020 12:22	0:01	KWP	0.0009	5.9868	Oversupply



Maui Curtailment Report

May 2020

Start Date and Time	Duration (minutes)	IPP Curtailed	Estimated Curtailed MWH	Peak MW Curtailed	Reasons for Curtailment
5/10/2020 12:23	0:02	5A	Data is not available	Data is not available	Oversupply
5/10/2020 12:23	0:02	SAG	Data is not available	Data is not available	Oversupply
5/10/2020 12:24	0:02	KWP	0.0026	5.4593	Oversupply
5/10/2020 12:26	0:08	5A	Data is not available	Data is not available	Oversupply
5/10/2020 12:26	0:08	SAG	Data is not available	Data is not available	Oversupply
5/10/2020 12:36	0:03	5A	Data is not available	Data is not available	Oversupply
5/10/2020 12:36	0:03	SAG	Data is not available	Data is not available	Oversupply
5/10/2020 12:41	0:03	5A	Data is not available	Data is not available	Oversupply
5/10/2020 12:41	0:03	SAG	Data is not available	Data is not available	Oversupply
5/10/2020 12:54	0:01	5A	Data is not available	Data is not available	Oversupply
5/10/2020 12:54	0:01	SAG	Data is not available	Data is not available	Oversupply
5/10/2020 14:50	0:03	AWE	0.0801	15.0000	Oversupply
5/10/2020 14:56	0:03	AWE	0.1035	15.5000	Oversupply
5/10/2020 15:00	0:04	AWE	0.0727	15.6000	Oversupply
5/10/2020 15:06	0:08	AWE	0.1952	13.7000	Oversupply
5/10/2020 15:16	0:10	AWE	0.2584	16.7000	Oversupply
5/10/2020 15:34	0:01	SSA3	0.0342	0.1800	Oversupply
5/10/2020 15:34	0:01	SSA2	0.0367	0.0780	Oversupply
5/10/2020 15:35	0:01	SSA3	0.0357	1.0210	Oversupply
5/10/2020 15:35	0:01	SSA2	0.0367	0.1480	Oversupply
5/10/2020 15:36	0:01	SSA3	0.0349	0.8290	Oversupply
5/10/2020 15:36	0:28	SSA2	1.1331	0.4260	Oversupply
5/10/2020 15:37	0:28	BS250	Data is not available	Data is not available	Oversupply
5/10/2020 15:37	0:28	ESA	Data is not available	Data is not available	Oversupply
5/10/2020 15:37	0:28	KWP	3.8914	17.7945	Oversupply
5/10/2020 15:37	0:28	SSA3	1.2245	0.1520	Oversupply
5/10/2020 16:04	0:01	SSA2	0.0225	0.0020	Oversupply
5/10/2020 16:04	0:01	SSA3	0.0232	0.1090	Oversupply
5/10/2020 16:05	0:01	SSA2	0.0230	0.1240	Oversupply
5/10/2020 16:05	0:01	SSA3	0.0232	0.0360	Oversupply
5/10/2020 16:06	0:01	BS250	Data is not available	Data is not available	Oversupply
5/10/2020 16:06	0:01	ESA	Data is not available	Data is not available	Oversupply
5/10/2020 16:06	0:01	KWP	0.0114	16.4762	Oversupply
5/10/2020 16:06	0:01	SSA2	0.0230	0.0690	Oversupply
5/10/2020 16:06	0:01	SSA3	0.0237	0.0000	Oversupply
5/10/2020 16:06	0:01	SSA2	0.0230	0.2430	Oversupply
5/10/2020 16:07	0:01	SSA3	0.0237	0.6080	Oversupply
5/10/2020 16:31	0:01	SSA3	0.0117	1.9150	Oversupply
5/10/2020 16:32	0:01	SSA2	0.0089	2.1350	Oversupply
5/10/2020 16:32	0:01	SSA3	0.0120	1.5810	Oversupply
5/10/2020 16:32	0:01	SSA2	0.0089	0.7920	Oversupply
5/10/2020 16:33	0:07	17-2	0.0599	0.5400	Oversupply
5/10/2020 16:33	0:01	SSA3	0.0117	0.0560	Oversupply
5/10/2020 16:33	0:01	SSA2	0.0089	0.0200	Oversupply
5/10/2020 16:34	0:01	SSA3	0.0120	0.5140	Oversupply
5/10/2020 16:34	0:01	SSA2	0.0089	0.2890	Oversupply
5/10/2020 16:34	0:01	SSA3	0.0120	0.1230	Oversupply
5/10/2020 16:35	0:01	SSA2	0.0089	0.4970	Oversupply
5/10/2020 16:35	0:01	SSA3	0.0120	0.4200	Oversupply
5/10/2020 16:36	0:01	SSA3	0.0120	1.5950	Oversupply
5/10/2020 16:37	0:01	SSA3	0.0117	1.7750	Oversupply
5/10/2020 16:37	0:01	SSA2	0.0089	1.8870	Oversupply
5/10/2020 16:37	0:01	SSA3	0.0120	1.1190	Oversupply
5/10/2020 16:38	0:01	SSA2	0.0091	0.1170	Oversupply
5/10/2020 16:38	0:01	SSA2	0.0089	1.0780	Oversupply
5/10/2020 16:44	0:01	SSA3	0.0117	1.0680	Oversupply
5/10/2020 16:44	0:01	SSA2	0.0097	1.9010	Oversupply
5/10/2020 16:44	0:01	SSA3	0.0210	0.3900	Oversupply
5/10/2020 16:45	0:11	BS250	Data is not available	Data is not available	Oversupply
5/10/2020 16:45	0:11	ESA	Data is not available	Data is not available	Oversupply
5/10/2020 16:45	0:27	17-2	0.0768	0.4490	Oversupply
5/10/2020 16:45	0:10	SSA2	0.3020	0.7680	Oversupply
5/10/2020 16:45	0:10	SSA3	0.3193	0.0290	Oversupply
5/10/2020 16:46	0:10	KWP	0.3796	18.8194	Oversupply
5/10/2020 16:55	0:01	SSA2	0.0252	0.0010	Oversupply
5/10/2020 16:55	0:01	SSA3	0.0242	0.0780	Oversupply
5/10/2020 16:56	0:01	SSA2	0.0252	0.2750	Oversupply
5/10/2020 16:56	0:01	SSA3	0.0236	0.4030	Oversupply
5/10/2020 16:57	0:02	BS250	Data is not available	Data is not available	Oversupply
5/10/2020 16:57	0:02	ESA	Data is not available	Data is not available	Oversupply
5/10/2020 16:57	0:02	SSA2	0.0505	0.0320	Oversupply
5/10/2020 16:57	0:02	SSA3	0.0483	0.0510	Oversupply
5/10/2020 16:58	0:01	KWP	0.0289	18.6418	Oversupply
5/10/2020 16:58	0:02	SSA3	0.0462	0.2210	Oversupply
5/10/2020 16:58	0:01	SSA2	0.0252	0.0300	Oversupply



Maui Curtailment Report

May 2020

Start Date and Time	Duration (minutes)	IPP Curtailed	Estimated Curtailed MWH	Peak MW Curtailed	Reasons for Curtailment
5/10/2020 16:59	0:01	SSA2	0.0236	0.1330	Oversupply
5/10/2020 17:00	0:02	SSA3	0.0322	0.1450	Oversupply
5/10/2020 17:00	0:02	SSA2	0.0401	0.0110	Oversupply
5/10/2020 17:01	0:01	BS250	Data is not available	Data is not available	Oversupply
5/10/2020 17:01	0:02	ESA	Data is not available	Data is not available	Oversupply
5/10/2020 17:01	0:02	KWPPII	0.0092	17.4652	Oversupply
5/10/2020 17:01	0:01	SSA3	0.0161	0.0070	Oversupply
5/10/2020 17:02	0:01	SSA2	0.0201	0.0070	Oversupply
5/10/2020 17:02	0:01	SSA3	0.0161	0.0040	Oversupply
5/10/2020 17:03	0:01	SSA2	0.0201	0.1780	Oversupply
5/10/2020 17:03	0:01	SSA3	0.0161	0.0940	Oversupply
5/10/2020 17:04	0:01	SSA2	0.0201	0.5230	Oversupply
5/10/2020 17:04	0:01	SSA3	0.0161	0.9970	Oversupply
5/10/2020 17:04	0:01	SSA3	0.0164	0.5880	Oversupply
5/10/2020 17:04	0:01	SSA2	0.0201	0.9880	Oversupply
5/10/2020 17:05	0:03	SSA3	0.0654	0.0230	Oversupply
5/10/2020 17:05	0:03	SSA2	0.0602	0.1030	Oversupply
5/10/2020 17:06	0:02	BS250	Data is not available	Data is not available	Oversupply
5/10/2020 17:06	0:02	ESA	Data is not available	Data is not available	Oversupply
5/10/2020 17:07	0:02	KWPPII	0.0230	18.9721	Oversupply
5/10/2020 17:08	0:01	SSA2	0.0197	-0.0030	Oversupply
5/10/2020 17:08	0:01	SSA3	0.0161	0.1200	Oversupply
5/10/2020 17:09	0:01	SSA2	0.0201	-0.0030	Oversupply
5/10/2020 17:09	0:01	SSA3	0.0185	0.6870	Oversupply
5/10/2020 17:10	0:01	SSA2	0.0201	-0.0030	Oversupply
5/10/2020 17:10	0:01	SSA3	0.0157	0.2180	Oversupply
5/10/2020 17:11	0:01	SSA3	0.0157	0.9770	Oversupply
5/10/2020 17:11	0:01	SSA2	0.0201	-0.0030	Oversupply
5/10/2020 17:13	0:01	SSA3	0.0161	0.9880	Oversupply
5/10/2020 17:13	0:01	SSA2	0.0201	0.6420	Oversupply
5/10/2020 17:14	0:04	17-2	0.0130	0.2610	Oversupply
5/10/2020 17:14	0:01	SSA3	0.0157	0.9970	Oversupply
5/10/2020 17:14	0:01	SSA2	0.0157	1.0760	Oversupply
5/10/2020 17:14	0:01	SSA3	0.0128	0.5260	Oversupply
5/10/2020 17:15	0:01	SSA2	0.0047	0.0460	Oversupply
5/10/2020 17:15	0:01	SSA3	0.0084	0.1390	Oversupply
5/10/2020 17:16	0:01	SSA2	0.0047	0.2820	Oversupply
5/10/2020 17:16	0:01	SSA3	0.0086	0.7060	Oversupply
5/10/2020 17:17	0:01	SSA2	0.0047	1.0710	Oversupply
5/10/2020 17:18	0:01	SSA3	0.0086	0.9350	Oversupply
5/10/2020 17:18	0:01	SSA2	0.0047	0.1870	Oversupply
5/10/2020 17:18	0:01	SSA3	0.0102	0.0990	Oversupply
5/10/2020 17:19	0:01	BS250	Data is not available	Data is not available	Oversupply
5/10/2020 17:19	0:01	ESA	Data is not available	Data is not available	Oversupply
5/10/2020 17:19	0:02	17-2	0.0056	0.2500	Oversupply
5/10/2020 17:19	0:01	SSA3	0.0086	0.0130	Oversupply
5/10/2020 22:53	0:24	KWPPII	2.3338	14.5382	Oversupply
5/11/2020 2:15	0:01	KWPPII	0.0069	1.0169	Oversupply
5/11/2020 2:56	0:30	KWPPII	7.4579	18.6478	Oversupply
5/11/2020 2:57	0:25	AWE	2.4288	20.3000	Oversupply
5/11/2020 3:28	0:04	KWPPII	0.1652	15.1500	Oversupply
5/11/2020 6:54	4:58	SSA3	11.6318	0.0470	Oversupply
5/11/2020 6:55	6:46	BS250	Data is not available	Data is not available	Oversupply
5/11/2020 6:55	6:46	ESA	Data is not available	Data is not available	Oversupply
5/11/2020 6:55	6:46	KWPPII	110.7306	19.2106	Oversupply
5/11/2020 6:55	8:40	17-2	3.7915	0.7500	Oversupply
5/11/2020 6:55	4:58	SSA2	5.6996	0.0400	Oversupply
5/11/2020 8:20	0:01	AWE	0.0014	16.1000	Oversupply
5/11/2020 8:22	0:17	AWE	0.7788	16.3000	Oversupply
5/11/2020 8:40	0:02	AWE	0.0091	12.7000	Oversupply
5/11/2020 8:43	0:09	AWE	0.2028	15.8000	Oversupply
5/11/2020 8:54	2:54	AWE	24.0509	19.8000	Oversupply
5/11/2020 11:52	1:48	SSA2	4.0086	-0.0020	Oversupply
5/11/2020 11:52	1:48	SSA3	5.0387	0.0060	Oversupply
5/11/2020 11:56	0:08	AWE	0.1909	17.4000	Oversupply
5/11/2020 12:05	0:02	AWE	0.0651	17.0000	Oversupply
5/11/2020 12:09	1:20	AWE	8.0461	19.2000	Oversupply
5/11/2020 13:31	0:01	AWE	0.0119	20.1000	Oversupply
5/11/2020 13:35	0:01	AWE	0.0047	20.6000	Oversupply
5/11/2020 13:40	0:01	SSA3	0.0285	-0.0030	Oversupply
5/11/2020 13:40	0:01	SSA2	0.0283	0.1580	Oversupply
5/11/2020 13:41	0:01	SSA3	0.0279	0.1740	Oversupply
5/11/2020 13:41	0:01	SSA2	0.0283	0.9470	Oversupply
5/11/2020 13:42	0:01	SSA3	0.0273	0.5000	Oversupply
5/11/2020 13:42	0:36	SSA2	1.4564	1.8570	Oversupply



Maui Curtailment Report

May 2020

Start Date and Time	Duration (minutes)	IPP Curtailed	Estimated Curtailed MWH	Peak MW Curtailed	Reasons for Curtailment
5/11/2020 13:42	0:36	SSA3	1.0264	0.5740	Oversupply
5/11/2020 13:43	0:36	BS250	Data is not available	Data is not available	Oversupply
5/11/2020 13:43	0:36	ESA	Data is not available	Data is not available	Oversupply
5/11/2020 13:43	0:36	KWPPII	3.9681	16.5172	Oversupply
5/11/2020 14:19	0:01	SSA2	0.0312	0.0710	Oversupply
5/11/2020 14:19	0:01	SSA3	0.0191	0.1180	Oversupply
5/11/2020 14:19	0:01	SSA3	0.0195	0.1910	Oversupply
5/11/2020 14:19	0:01	SSA2	0.0325	0.3680	Oversupply
5/11/2020 14:20	0:01	SSA3	0.0199	0.3450	Oversupply
5/11/2020 14:20	0:01	SSA2	0.0319	0.8610	Oversupply
5/11/2020 14:21	0:01	SSA3	0.0195	0.1970	Oversupply
5/11/2020 14:21	0:01	SSA2	0.0319	0.6240	Oversupply
5/11/2020 14:22	0:01	SSA3	0.0195	0.3590	Oversupply
5/11/2020 14:22	0:01	SSA2	0.0325	0.5280	Oversupply
5/11/2020 14:22	0:01	SSA3	0.0199	0.5020	Oversupply
5/11/2020 14:23	0:01	SSA2	0.0325	0.8070	Oversupply
5/11/2020 14:23	0:01	SSA3	0.0195	0.1460	Oversupply
5/11/2020 14:24	0:01	SSA2	0.0325	0.8970	Oversupply
5/11/2020 14:24	0:01	SSA3	0.0195	0.7620	Oversupply
5/11/2020 14:25	0:01	SSA2	0.0325	1.7400	Oversupply
5/11/2020 14:25	0:01	SSA3	0.0199	0.7210	Oversupply
5/11/2020 14:25	0:01	SSA2	0.0325	1.2320	Oversupply
5/11/2020 14:26	0:01	SSA3	0.0191	0.6250	Oversupply
5/11/2020 14:26	0:01	SSA2	0.0325	1.6110	Oversupply
5/11/2020 14:26	0:01	SSA3	0.0204	0.5220	Oversupply
5/11/2020 14:27	0:01	SSA3	0.0195	0.4950	Oversupply
5/11/2020 14:27	0:01	SSA2	0.0325	0.8580	Oversupply
5/11/2020 14:28	0:01	SSA3	0.0195	0.1740	Oversupply
5/11/2020 14:28	0:01	SSA2	0.0325	0.6960	Oversupply
5/11/2020 14:29	0:01	SSA3	0.0199	0.3070	Oversupply
5/11/2020 14:29	0:01	SSA2	0.0337	0.2050	Oversupply
5/11/2020 14:29	0:01	SSA3	0.0201	0.2850	Oversupply
5/11/2020 14:30	0:01	SSA2	0.0365	1.0310	Oversupply
5/11/2020 14:30	0:01	SSA3	0.0313	0.8840	Oversupply
5/11/2020 14:31	0:01	SSA2	0.0365	1.1320	Oversupply
5/11/2020 14:31	0:01	SSA3	0.0319	0.7040	Oversupply
5/11/2020 14:31	0:01	SSA2	0.0365	0.2610	Oversupply
5/11/2020 14:32	0:01	SSA3	0.0319	0.8280	Oversupply
5/11/2020 14:32	0:01	SSA2	0.0365	1.7520	Oversupply
5/11/2020 14:32	0:01	SSA3	0.0319	0.9420	Oversupply
5/11/2020 14:33	0:01	SSA2	0.0358	0.0550	Oversupply
5/11/2020 14:33	0:01	SSA3	0.0313	0.4100	Oversupply
5/11/2020 14:34	0:02	BS250	Data is not available	Data is not available	Oversupply
5/11/2020 14:34	0:02	ESA	Data is not available	Data is not available	Oversupply
5/11/2020 14:34	0:01	SSA3	0.0326	0.0050	Oversupply
5/11/2020 14:34	0:01	SSA2	0.0365	0.0100	Oversupply
5/11/2020 14:35	0:01	SSA3	0.0319	-0.0030	Oversupply
5/11/2020 14:35	0:01	SSA2	0.0365	-0.0040	Oversupply
5/11/2020 14:36	0:01	SSA3	0.0319	-0.0030	Oversupply
5/11/2020 14:36	0:01	SSA2	0.0365	0.1080	Oversupply
5/11/2020 14:36	0:01	SSA3	0.0326	-0.0030	Oversupply
5/11/2020 14:37	0:01	SSA2	0.0365	0.1200	Oversupply
5/11/2020 14:37	0:01	SSA3	0.0319	-0.0030	Oversupply
5/11/2020 14:38	0:01	SSA2	0.0365	0.1210	Oversupply
5/11/2020 14:38	0:01	SSA3	0.0319	-0.0030	Oversupply
5/11/2020 14:38	0:01	SSA2	0.0365	0.0180	Oversupply
5/11/2020 14:39	0:01	SSA3	0.0326	-0.0030	Oversupply
5/11/2020 14:39	0:01	SSA2	0.0365	0.1310	Oversupply
5/11/2020 14:39	0:01	SSA3	0.0319	-0.0030	Oversupply
5/11/2020 14:40	0:01	SSA2	0.0365	0.4720	Oversupply
5/11/2020 14:40	0:01	SSA3	0.0326	0.2240	Oversupply
5/11/2020 14:41	0:18	SSA3	0.8369	0.5470	Oversupply
5/11/2020 14:41	0:17	SSA2	0.8081	0.9780	Oversupply
5/11/2020 14:42	0:17	BS250	Data is not available	Data is not available	Oversupply
5/11/2020 14:42	0:17	ESA	Data is not available	Data is not available	Oversupply
5/11/2020 14:42	0:20	KWPPII	0.7947	13.6111	Oversupply
5/11/2020 14:58	0:01	SSA2	0.0414	0.0020	Oversupply
5/11/2020 14:59	0:01	SSA3	0.0374	0.0630	Oversupply
5/11/2020 14:59	0:04	SSA2	0.2021	0.1400	Oversupply
5/11/2020 15:00	0:04	SSA3	0.1828	0.0110	Oversupply
5/11/2020 15:01	0:03	BS250	Data is not available	Data is not available	Oversupply
5/11/2020 15:01	0:03	ESA	Data is not available	Data is not available	Oversupply
5/11/2020 15:03	0:02	KWPPII	0.0269	8.6752	Oversupply
5/11/2020 15:04	0:01	SSA2	0.0396	0.0940	Oversupply
5/11/2020 15:04	0:01	SSA3	0.0374	-0.0030	Oversupply



Maui Curtailment Report

May 2020

Start Date and Time	Duration (minutes)	IPP Curtailed	Estimated Curtailed MWH	Peak MW Curtailed	Reasons for Curtailment
5/11/2020 15:04	0:01	SSA3	0.0366	-0.0040	Oversupply
5/11/2020 15:04	0:01	SSA2	0.0404	0.8200	Oversupply
5/11/2020 15:05	0:09	SSA3	0.4070	-0.0040	Oversupply
5/11/2020 15:05	0:09	SSA2	0.4036	0.3080	Oversupply
5/11/2020 15:06	0:08	BS250	Data is not available	Data is not available	Oversupply
5/11/2020 15:06	0:08	ESA	Data is not available	Data is not available	Oversupply
5/11/2020 15:07	0:08	KWP11	0.2198	11.2170	Oversupply
5/11/2020 15:14	0:01	SSA3	0.0366	-0.0020	Oversupply
5/11/2020 15:14	0:01	SSA2	0.0373	0.1500	Oversupply
5/11/2020 15:14	0:01	SSA3	0.0303	0.1730	Oversupply
5/11/2020 15:15	0:02	ESA	Data is not available	Data is not available	Oversupply
5/11/2020 15:15	0:02	SSA2	0.0589	0.2590	Oversupply
5/11/2020 15:15	0:01	SSA3	0.0292	0.0000	Oversupply
5/11/2020 15:16	0:01	BS250	Data is not available	Data is not available	Oversupply
5/11/2020 15:16	0:01	KWP11	0.0114	9.3199	Oversupply
5/11/2020 15:16	0:01	SSA3	0.0298	0.0040	Oversupply
5/11/2020 15:17	0:01	SSA2	0.0294	0.0670	Oversupply
5/11/2020 15:17	0:01	SSA3	0.0292	0.1110	Oversupply
5/11/2020 15:17	0:01	SSA2	0.0294	0.1300	Oversupply
5/11/2020 15:17	0:01	SSA3	0.0292	0.1540	Oversupply
5/11/2020 15:18	0:01	SSA3	0.0298	0.0540	Oversupply
5/11/2020 15:18	0:01	SSA2	0.0289	0.1980	Oversupply
5/11/2020 15:19	0:01	SSA3	0.0285	0.1130	Oversupply
5/11/2020 15:19	0:01	SSA2	0.0294	-0.0010	Oversupply
5/11/2020 15:20	0:01	SSA3	0.0298	0.0220	Oversupply
5/11/2020 15:20	0:01	SSA2	0.0294	0.1020	Oversupply
5/11/2020 15:21	0:01	SSA3	0.0311	0.1650	Oversupply
5/11/2020 15:21	0:01	SSA2	0.0294	0.5250	Oversupply
5/11/2020 15:21	0:01	SSA3	0.0292	0.2120	Oversupply
5/11/2020 15:22	0:01	SSA2	0.0294	1.1200	Oversupply
5/11/2020 15:22	0:01	SSA3	0.0298	0.5600	Oversupply
5/11/2020 15:23	0:01	SSA2	0.0294	1.3390	Oversupply
5/11/2020 15:23	0:01	SSA3	0.0285	0.9560	Oversupply
5/11/2020 15:23	0:01	SSA2	0.0294	0.7490	Oversupply
5/11/2020 15:24	0:01	SSA3	0.0317	1.2690	Oversupply
5/11/2020 15:24	0:01	SSA2	0.0294	1.1010	Oversupply
5/11/2020 15:25	0:01	SSA3	0.0292	1.2700	Oversupply
5/11/2020 15:25	0:01	SSA2	0.0294	1.2490	Oversupply
5/11/2020 15:25	0:01	SSA3	0.0285	0.8690	Oversupply
5/11/2020 15:26	0:01	SSA3	0.0304	1.1760	Oversupply
5/11/2020 15:26	0:01	SSA2	0.0294	1.3280	Oversupply
5/11/2020 15:27	0:01	SSA3	0.0285	1.8790	Oversupply
5/11/2020 15:27	0:01	SSA2	0.0294	1.5870	Oversupply
5/11/2020 15:28	0:01	SSA3	0.0292	0.9590	Oversupply
5/11/2020 15:28	0:01	SSA2	0.0294	1.3910	Oversupply
5/11/2020 15:28	0:01	SSA3	0.0298	1.6510	Oversupply
5/11/2020 15:29	0:01	SSA2	0.0294	1.2150	Oversupply
5/11/2020 15:29	0:02	SSA3	0.0350	0.0770	Oversupply
5/11/2020 15:30	0:01	BS250	Data is not available	Data is not available	Oversupply
5/11/2020 15:30	0:01	ESA	Data is not available	Data is not available	Oversupply
5/11/2020 15:30	0:01	SSA2	0.0097	0.1350	Oversupply
5/11/2020 15:30	0:01	SSA2	0.0097	0.0320	Oversupply
5/11/2020 15:31	0:01	SSA3	0.0139	0.2530	Oversupply
5/11/2020 15:31	0:01	SSA2	0.0097	0.3030	Oversupply
5/11/2020 15:31	0:01	SSA3	0.0136	0.6130	Oversupply
5/11/2020 15:32	0:01	SSA2	0.0097	0.3670	Oversupply
5/11/2020 15:32	0:01	SSA3	0.0136	0.2300	Oversupply
5/11/2020 15:33	0:01	SSA2	0.0097	0.8350	Oversupply
5/11/2020 15:33	0:01	SSA3	0.0136	0.7730	Oversupply
5/11/2020 15:36	0:01	17-2	0.0000	0.2900	Oversupply
5/11/2020 15:37	0:01	SSA2	0.0097	2.5800	Oversupply
5/11/2020 15:42	0:01	SSA2	0.0097	1.7010	Oversupply
5/11/2020 15:43	0:01	SSA2	0.0097	2.5530	Oversupply
5/11/2020 15:44	0:13	17-2	0.1210	0.7500	Oversupply
5/11/2020 15:44	0:01	SSA2	0.0163	2.5410	Oversupply
5/11/2020 15:45	0:01	SSA3	0.0219	1.8440	Oversupply
5/11/2020 15:45	0:01	SSA2	0.0175	1.2730	Oversupply
5/11/2020 15:45	0:01	SSA3	0.0210	0.0360	Oversupply
5/11/2020 15:46	0:01	SSA2	0.0175	0.1650	Oversupply
5/11/2020 15:46	0:01	SSA3	0.0210	0.8130	Oversupply
5/11/2020 15:47	0:01	SSA2	0.0175	0.8640	Oversupply
5/11/2020 15:47	0:01	SSA3	0.0210	0.0400	Oversupply
5/11/2020 15:48	0:01	BS250	Data is not available	Data is not available	Oversupply
5/11/2020 15:48	0:01	ESA	Data is not available	Data is not available	Oversupply
5/11/2020 15:48	0:01	SSA3	0.0219	0.0300	Oversupply



Maui Curtailment Report

May 2020

Start Date and Time	Duration (minutes)	IPP Curtailed	Estimated Curtailed MWH	Peak MW Curtailed	Reasons for Curtailment
5/11/2020 15:48	0:01	SSA2	0.0175	0.0340	Oversupply
5/11/2020 15:48	0:01	SSA3	0.0214	0.0170	Oversupply
5/11/2020 15:49	0:01	KWPPII	0.0008	12.6950	Oversupply
5/11/2020 15:49	0:01	SSA2	0.0172	0.0790	Oversupply
5/11/2020 15:49	0:01	SSA3	0.0214	0.3910	Oversupply
5/11/2020 15:49	0:01	SSA2	0.0175	0.5590	Oversupply
5/11/2020 15:50	0:01	SSA3	0.0210	0.8970	Oversupply
5/11/2020 15:50	0:01	SSA2	0.0175	1.3930	Oversupply
5/11/2020 15:51	0:01	SSA3	0.0214	1.4310	Oversupply
5/11/2020 15:51	0:01	SSA2	0.0175	1.6080	Oversupply
5/11/2020 15:52	0:01	SSA3	0.0219	1.4250	Oversupply
5/11/2020 15:53	0:01	SSA2	0.0175	1.6010	Oversupply
5/11/2020 15:53	0:01	SSA3	0.0214	1.4260	Oversupply
5/11/2020 15:54	0:01	SSA2	0.0175	1.5910	Oversupply
5/11/2020 15:54	0:01	SSA3	0.0219	1.5090	Oversupply
5/11/2020 15:55	0:01	SSA3	0.0214	1.6370	Oversupply
5/11/2020 15:55	0:01	SSA2	0.0175	1.5860	Oversupply
5/11/2020 15:55	0:01	SSA3	0.0219	1.7490	Oversupply
5/11/2020 15:55	0:01	SSA2	0.0175	1.5780	Oversupply
5/11/2020 15:56	0:01	SSA3	0.0214	1.8740	Oversupply
5/11/2020 15:57	0:01	SSA3	0.0210	2.1380	Oversupply
5/11/2020 15:58	0:02	17-2	0.0079	0.6240	Oversupply
5/11/2020 15:58	0:01	SSA3	0.0219	2.1380	Oversupply
5/12/2020 0:01	0:45	KWPPII	3.0343	18.7646	Oversupply
5/12/2020 0:49	0:21	KWPPII	1.1263	18.8334	Oversupply
5/12/2020 1:21	0:01	KWPPII	0.0064	15.6010	Oversupply
5/12/2020 1:31	0:34	KWPPII	2.2481	17.4183	Oversupply
5/12/2020 2:12	0:02	KWPPII	0.0227	14.7777	Oversupply
5/12/2020 2:25	0:04	KWPPII	0.0433	15.5761	Oversupply
5/12/2020 7:26	0:01	17-2	0.0000	0.1020	Oversupply
5/12/2020 7:28	0:01	SSA3	0.0050	0.7650	Oversupply
5/12/2020 7:28	0:13	SSA2	0.0557	0.1150	Oversupply
5/12/2020 7:28	0:13	SSA3	0.2559	0.0860	Oversupply
5/12/2020 7:29	0:12	BS250	Data is not available	Data is not available	Oversupply
5/12/2020 7:29	0:12	ESA	Data is not available	Data is not available	Oversupply
5/12/2020 7:29	0:12	17-2	0.0191	0.3700	Oversupply
5/12/2020 7:29	0:13	KWPPII	0.5330	15.1290	Oversupply
5/12/2020 7:41	0:01	SSA2	0.0041	0.0180	Oversupply
5/12/2020 7:42	0:01	SSA3	0.0163	0.3090	Oversupply
5/12/2020 7:42	0:05	SSA2	0.0347	0.0240	Oversupply
5/12/2020 7:42	0:05	SSA3	0.1255	0.0560	Oversupply
5/12/2020 7:43	0:03	BS250	Data is not available	Data is not available	Oversupply
5/12/2020 7:43	0:05	ESA	Data is not available	Data is not available	Oversupply
5/12/2020 7:43	0:03	KWPPII	0.0343	16.1429	Oversupply
5/12/2020 7:43	0:57	17-2	0.1295	0.4950	Oversupply
5/12/2020 7:47	0:01	BS250	Data is not available	Data is not available	Oversupply
5/12/2020 7:47	0:01	KWPPII	0.0002	14.7927	Oversupply
5/12/2020 7:47	0:01	SSA2	0.0075	0.0050	Oversupply
5/12/2020 7:48	0:02	SSA3	0.0390	0.1150	Oversupply
5/12/2020 7:48	0:48	SSA2	0.7270	0.0080	Oversupply
5/12/2020 7:49	0:48	BS250	Data is not available	Data is not available	Oversupply
5/12/2020 7:49	0:48	ESA	Data is not available	Data is not available	Oversupply
5/12/2020 7:49	0:48	KWPPII	2.9292	13.6021	Oversupply
5/12/2020 7:49	0:47	SSA3	1.4330	0.0020	Oversupply
5/12/2020 8:36	0:01	SSA3	0.0238	0.0040	Oversupply
5/12/2020 8:36	0:01	SSA2	0.0092	0.0710	Oversupply
5/12/2020 8:37	0:01	SSA3	0.0228	0.2080	Oversupply
5/12/2020 8:37	0:01	SSA2	0.0090	0.1760	Oversupply
5/12/2020 9:22	0:01	SSA2	0.0055	0.9450	Oversupply
5/12/2020 9:23	0:32	17-2	0.1820	0.7500	Oversupply
5/12/2020 9:23	0:01	SSA2	0.0055	0.6370	Oversupply
5/12/2020 9:23	0:01	SSA3	0.0174	1.0710	Oversupply
5/12/2020 9:24	0:01	SSA2	0.0055	0.1270	Oversupply
5/12/2020 9:24	0:01	SSA3	0.0170	0.1940	Oversupply
5/12/2020 9:25	0:01	SSA2	0.0055	0.2670	Oversupply
5/12/2020 9:25	0:01	SSA3	0.0170	0.8590	Oversupply
5/12/2020 9:26	0:02	BS250	Data is not available	Data is not available	Oversupply
5/12/2020 9:26	0:02	ESA	Data is not available	Data is not available	Oversupply
5/12/2020 9:26	0:01	SSA3	0.0181	0.0200	Oversupply
5/12/2020 9:26	0:02	SSA2	0.0109	0.0160	Oversupply
5/12/2020 9:27	0:01	SSA3	0.0174	0.4370	Oversupply
5/12/2020 9:27	0:01	SSA3	0.0177	0.1150	Oversupply
5/12/2020 9:28	0:01	SSA2	0.0054	-0.0020	Oversupply
5/12/2020 9:28	0:01	SSA3	0.0177	1.0680	Oversupply
5/12/2020 9:28	0:01	SSA2	0.0055	-0.0020	Oversupply



Maui Curtailment Report

May 2020

Start Date and Time	Duration (minutes)	IPP Curtailed	Estimated Curtailed MWH	Peak MW Curtailed	Reasons for Curtailment
5/12/2020 9:29	0:01	SSA3	0.0206	0.9730	Oversupply
5/12/2020 9:29	0:01	SSA2	0.0124	-0.0020	Oversupply
5/12/2020 9:30	0:45	BS250	Data is not available	Data is not available	Oversupply
5/12/2020 9:30	0:45	ESA	Data is not available	Data is not available	Oversupply
5/12/2020 9:30	0:45	SSA3	1.8772	0.1480	Oversupply
5/12/2020 9:30	0:45	SSA2	1.0852	-0.0020	Oversupply
5/12/2020 9:32	0:23	KWPPII	2.0469	9.7530	Oversupply
5/12/2020 9:47	0:05	AWE	0.1666	15.0000	Oversupply
5/12/2020 9:54	0:01	AWE	0.0024	15.8000	Oversupply
5/12/2020 9:56	0:20	KWPPII	1.5512	7.4907	Oversupply
5/12/2020 9:56	1:49	17-2	0.8492	0.7500	Oversupply
5/12/2020 9:57	0:05	AWE	0.1209	15.8000	Oversupply
5/12/2020 10:04	0:02	AWE	0.0083	14.0000	Oversupply
5/12/2020 10:07	0:02	AWE	0.0261	15.2000	Oversupply
5/12/2020 10:10	0:01	AWE	0.0009	15.6000	Oversupply
5/12/2020 10:14	0:01	SSA3	0.0235	0.0130	Oversupply
5/12/2020 10:17	0:01	SSA2	0.0167	0.5120	Oversupply
5/12/2020 10:18	0:01	SSA2	0.0167	0.7860	Oversupply
5/12/2020 10:18	0:01	SSA3	0.0297	1.3360	Oversupply
5/12/2020 10:18	0:01	SSA3	0.0297	0.5160	Oversupply
5/12/2020 10:18	0:01	SSA2	0.0167	0.1630	Oversupply
5/12/2020 10:19	0:01	SSA3	0.0297	0.1210	Oversupply
5/12/2020 10:19	0:01	SSA2	0.0167	0.1520	Oversupply
5/12/2020 10:20	0:01	SSA3	0.0297	0.2320	Oversupply
5/12/2020 10:20	0:01	SSA2	0.0167	0.3150	Oversupply
5/12/2020 10:21	0:01	SSA3	0.0290	0.9640	Oversupply
5/12/2020 10:21	0:01	SSA2	0.0167	1.2910	Oversupply
5/12/2020 10:21	0:01	SSA3	0.0303	1.1480	Oversupply
5/12/2020 10:22	0:01	SSA2	0.0167	0.8960	Oversupply
5/12/2020 10:22	0:01	SSA3	0.0297	0.6660	Oversupply
5/12/2020 10:23	0:01	SSA2	0.0167	0.2940	Oversupply
5/12/2020 10:23	0:01	SSA3	0.0297	0.4930	Oversupply
5/12/2020 10:24	0:01	SSA2	0.0167	0.4970	Oversupply
5/12/2020 10:24	0:01	SSA3	0.0316	0.8860	Oversupply
5/12/2020 10:25	0:01	SSA2	0.0167	0.5150	Oversupply
5/12/2020 10:25	0:01	SSA3	0.0290	0.6730	Oversupply
5/12/2020 10:25	0:53	SSA3	2.1824	0.4060	Oversupply
5/12/2020 10:25	0:01	SSA2	0.0167	0.0220	Oversupply
5/12/2020 10:26	0:14	ESA	Data is not available	Data is not available	Oversupply
5/12/2020 10:26	0:53	KWPPII	4.1672	10.0694	Oversupply
5/12/2020 10:26	0:52	SSA2	1.6489	-0.0020	Oversupply
5/12/2020 10:27	0:13	BS250	Data is not available	Data is not available	Oversupply
5/12/2020 10:41	0:37	BS250	Data is not available	Data is not available	Oversupply
5/12/2020 10:41	0:37	ESA	Data is not available	Data is not available	Oversupply
5/12/2020 10:52	0:02	AWE	0.0071	17.9000	Oversupply
5/12/2020 10:55	0:01	AWE	0.0050	17.1000	Oversupply
5/12/2020 10:57	0:07	AWE	0.1959	17.6000	Oversupply
5/12/2020 11:06	0:03	AWE	0.0605	18.1000	Oversupply
5/12/2020 11:11	0:02	AWE	0.0088	18.8000	Oversupply
5/12/2020 11:18	0:01	SSA2	0.0230	0.0320	Oversupply
5/12/2020 11:18	0:01	SSA3	0.0163	0.1920	Oversupply
5/12/2020 11:19	0:01	SSA2	0.0230	0.1100	Oversupply
5/12/2020 11:20	0:01	SSA3	0.0160	0.7520	Oversupply
5/12/2020 11:20	0:01	SSA2	0.0230	0.3230	Oversupply
5/12/2020 11:20	0:17	SSA3	0.3048	0.1400	Oversupply
5/12/2020 11:21	0:16	ESA	Data is not available	Data is not available	Oversupply
5/12/2020 11:21	0:15	BS250	Data is not available	Data is not available	Oversupply
5/12/2020 11:21	0:17	KWPPII	0.7913	6.9817	Oversupply
5/12/2020 11:21	0:16	SSA2	0.4121	0.0220	Oversupply
5/12/2020 11:37	0:01	SSA2	0.0201	0.1110	Oversupply
5/12/2020 11:37	0:01	SSA3	0.0110	0.0990	Oversupply
5/12/2020 11:38	0:02	SSA2	0.0401	0.0730	Oversupply
5/12/2020 11:38	0:02	SSA3	0.0218	0.0210	Oversupply
5/12/2020 11:39	0:01	BS250	Data is not available	Data is not available	Oversupply
5/12/2020 11:39	0:01	ESA	Data is not available	Data is not available	Oversupply
5/12/2020 11:40	0:01	KWPPII	0.0058	5.7951	Oversupply
5/12/2020 11:40	0:01	SSA3	0.0110	0.0570	Oversupply
5/12/2020 11:40	0:01	SSA2	0.0201	-0.0020	Oversupply
5/12/2020 11:40	0:01	SSA3	0.0108	0.4700	Oversupply
5/12/2020 11:41	0:01	SSA2	0.0201	0.0070	Oversupply
5/12/2020 11:41	0:01	SSA3	0.0113	0.5360	Oversupply
5/12/2020 11:42	0:01	SSA2	0.0201	0.1930	Oversupply
5/12/2020 11:42	0:01	SSA2	0.0201	0.4380	Oversupply
5/12/2020 11:46	0:01	17-2	0.0008	-0.7500	Oversupply
5/12/2020 11:54	0:01	17-2	0.0002	0.7500	Oversupply



Maui Curtailment Report

May 2020

Start Date and Time	Duration (minutes)	IPP Curtailed	Estimated Curtailed MWH	Peak MW Curtailed	Reasons for Curtailment
5/12/2020 13:39	0:01	17-2	0.0015	0.4320	Oversupply
5/12/2020 13:44	0:01	SSA2	0.0075	0.7120	Oversupply
5/12/2020 13:45	0:02	17-2	0.0054	0.3720	Oversupply
5/12/2020 13:47	0:01	SSA3	0.0156	1.1180	Oversupply
5/12/2020 13:48	1:09	17-2	0.4029	0.6950	Oversupply
5/12/2020 13:48	0:01	SSA3	0.0156	1.1310	Oversupply
5/12/2020 13:48	1:08	SSA2	0.9473	0.6960	Oversupply
5/12/2020 13:48	0:02	SSA3	0.0308	0.1550	Oversupply
5/12/2020 13:49	1:07	BS250	Data is not available	Data is not available	Oversupply
5/12/2020 13:49	1:07	ESA	Data is not available	Data is not available	Oversupply
5/12/2020 13:50	0:01	KWPPI	0.0110	4.5078	Oversupply
5/12/2020 13:50	0:01	SSA3	0.0156	0.0010	Oversupply
5/12/2020 13:51	1:05	SSA3	2.1150	0.0020	Oversupply
5/12/2020 13:52	1:05	KWPPI	11.4584	17.1459	Oversupply
5/12/2020 14:20	0:27	AWE	0.8504	17.1000	Oversupply
5/12/2020 14:51	0:01	AWE	0.0081	17.6000	Oversupply
5/12/2020 14:57	0:01	SSA3	0.0223	0.1270	Oversupply
5/12/2020 14:57	0:01	SSA2	0.0204	-0.0020	Oversupply
5/12/2020 14:58	0:53	17-2	0.2621	0.6040	Oversupply
5/12/2020 14:58	0:01	SSA3	0.0223	0.1300	Oversupply
5/12/2020 14:58	0:42	SSA2	1.6439	0.0250	Oversupply
5/12/2020 14:58	0:41	SSA3	1.1013	0.0280	Oversupply
5/12/2020 14:59	0:41	BS250	Data is not available	Data is not available	Oversupply
5/12/2020 14:59	0:41	ESA	Data is not available	Data is not available	Oversupply
5/12/2020 14:59	0:42	KWPPI	4.3581	16.1938	Oversupply
5/12/2020 15:40	0:01	SSA3	0.0171	0.0450	Oversupply
5/12/2020 15:40	0:01	SSA2	0.0223	0.0830	Oversupply
5/12/2020 15:41	0:01	SSA3	0.0171	0.2690	Oversupply
5/12/2020 15:41	0:01	SSA2	0.0223	0.1590	Oversupply
5/12/2020 15:41	0:01	SSA3	0.0175	0.2450	Oversupply
5/12/2020 15:42	0:01	SSA2	0.0223	0.1130	Oversupply
5/12/2020 15:42	0:01	SSA3	0.0171	0.0330	Oversupply
5/12/2020 15:43	0:01	SSA3	0.0175	0.2700	Oversupply
5/12/2020 15:43	0:01	SSA2	0.0223	0.1490	Oversupply
5/12/2020 15:44	0:01	SSA3	0.0175	0.7040	Oversupply
5/12/2020 15:45	0:01	SSA2	0.0026	0.6320	Oversupply
5/12/2020 15:45	0:01	SSA3	0.0041	1.0620	Oversupply
5/12/2020 15:46	0:01	SSA2	0.0026	0.9130	Oversupply
5/12/2020 15:46	0:01	SSA3	0.0040	0.1310	Oversupply
5/12/2020 15:47	0:01	SSA2	0.0026	1.2060	Oversupply
5/12/2020 15:56	0:01	SSA2	0.0026	1.0410	Oversupply
5/12/2020 15:57	0:17	17-2	0.0632	0.5650	Oversupply
5/12/2020 15:57	0:01	SSA3	0.0040	0.8220	Oversupply
5/12/2020 15:57	0:01	SSA2	0.0026	1.0310	Oversupply
5/12/2020 15:59	0:01	SSA3	0.0073	0.8280	Oversupply
5/12/2020 15:59	0:01	SSA2	0.0105	0.9890	Oversupply
5/12/2020 16:00	0:01	SSA3	0.0112	0.3980	Oversupply
5/12/2020 16:00	0:03	SSA2	0.0416	0.1050	Oversupply
5/12/2020 16:01	0:02	BS250	Data is not available	Data is not available	Oversupply
5/12/2020 16:01	0:02	ESA	Data is not available	Data is not available	Oversupply
5/12/2020 16:01	0:03	KWPPI	0.0297	15.2198	Oversupply
5/12/2020 16:01	0:03	SSA3	0.0444	0.0200	Oversupply
5/12/2020 16:04	0:01	SSA3	0.0110	0.0310	Oversupply
5/12/2020 16:04	0:01	SSA2	0.0104	-0.0020	Oversupply
5/12/2020 16:04	0:01	SSA3	0.0112	0.1160	Oversupply
5/12/2020 16:05	0:01	SSA2	0.0102	-0.0020	Oversupply
5/12/2020 16:05	0:01	SSA3	0.0115	0.1430	Oversupply
5/12/2020 16:05	0:01	SSA2	0.0104	-0.0020	Oversupply
5/12/2020 16:06	0:01	SSA3	0.0112	0.1140	Oversupply
5/12/2020 16:06	0:01	SSA2	0.0104	0.0240	Oversupply
5/12/2020 16:07	0:01	SSA3	0.0112	0.3030	Oversupply
5/12/2020 16:08	0:01	SSA2	0.0104	0.6530	Oversupply
5/12/2020 16:08	0:01	SSA3	0.0112	0.7880	Oversupply
5/12/2020 16:09	0:01	SSA2	0.0104	1.0010	Oversupply
5/12/2020 16:09	0:01	SSA3	0.0110	0.2260	Oversupply
5/12/2020 16:10	0:02	BS250	Data is not available	Data is not available	Oversupply
5/12/2020 16:10	0:02	ESA	Data is not available	Data is not available	Oversupply
5/12/2020 16:10	0:02	SSA3	0.0334	0.0570	Oversupply
5/12/2020 16:10	0:02	SSA2	0.0208	0.0210	Oversupply
5/12/2020 16:11	0:02	KWPPI	0.0150	14.1151	Oversupply
5/12/2020 16:11	0:01	SSA2	0.0104	0.0180	Oversupply
5/12/2020 16:12	0:01	SSA3	0.0112	0.0660	Oversupply
5/12/2020 16:57	0:01	SSA3	0.0021	0.3330	Oversupply
5/12/2020 16:57	0:01	SSA2	0.0003	1.2410	Oversupply
5/12/2020 16:58	0:21	17-2	0.0421	0.1810	Oversupply



Maui Curtailment Report

May 2020

Start Date and Time	Duration (minutes)	IPP Curtailed	Estimated Curtailed MWH	Peak MW Curtailed	Reasons for Curtailment
5/12/2020 16:58	0:01	SSA3	0.0023	0.1310	Oversupply
5/12/2020 16:58	0:01	SSA2	0.0003	0.3010	Oversupply
5/12/2020 16:59	0:01	SSA3	0.0023	0.0210	Oversupply
5/12/2020 16:59	0:01	SSA2	0.0110	0.2640	Oversupply
5/12/2020 17:00	0:01	SSA3	0.0036	0.1050	Oversupply
5/12/2020 17:00	0:01	SSA2	0.0179	0.7180	Oversupply
5/12/2020 17:00	0:01	SSA3	0.0036	0.1520	Oversupply
5/12/2020 17:01	0:01	SSA2	0.0179	0.7660	Oversupply
5/12/2020 17:01	0:01	SSA3	0.0035	0.1500	Oversupply
5/12/2020 17:02	0:01	SSA2	0.0179	1.7070	Oversupply
5/12/2020 17:02	0:01	SSA3	0.0034	0.2110	Oversupply
5/12/2020 17:03	0:09	BS250	Data is not available	Data is not available	Oversupply
5/12/2020 17:03	0:09	ESA	Data is not available	Data is not available	Oversupply
5/12/2020 17:03	0:04	SSA2	0.0891	0.4680	Oversupply
5/12/2020 17:03	0:04	SSA3	0.0176	0.0730	Oversupply
5/12/2020 17:04	0:07	KWPPII	0.0990	17.1429	Oversupply
5/12/2020 17:06	0:05	SSA3	0.0213	0.0040	Oversupply
5/12/2020 17:07	0:01	SSA2	0.0179	-0.0020	Oversupply
5/12/2020 17:08	0:03	SSA2	0.0716	-0.0020	Oversupply
5/12/2020 17:11	0:01	SSA3	0.0034	0.0160	Oversupply
5/12/2020 17:11	0:01	SSA2	0.0179	0.0310	Oversupply
5/12/2020 17:12	0:01	SSA3	0.0034	0.0440	Oversupply
5/12/2020 17:12	0:01	SSA2	0.0179	0.0750	Oversupply
5/12/2020 17:13	0:01	SSA2	0.0179	0.1230	Oversupply
5/12/2020 17:13	0:01	SSA3	0.0035	0.1570	Oversupply
5/12/2020 17:14	0:04	SSA2	0.0345	0.0710	Oversupply
5/12/2020 17:14	0:03	SSA3	0.0090	0.0250	Oversupply
5/12/2020 17:15	0:04	BS250	Data is not available	Data is not available	Oversupply
5/12/2020 17:15	0:04	ESA	Data is not available	Data is not available	Oversupply
5/12/2020 17:15	0:04	KWPPII	0.0563	18.1588	Oversupply
5/12/2020 17:17	0:01	SSA3	0.0019	0.0070	Oversupply
5/12/2020 17:18	0:01	SSA2	0.0042	-0.0020	Oversupply
5/12/2020 17:20	0:01	SSA3	0.0019	0.0550	Oversupply
5/12/2020 17:20	0:03	SSA2	0.0124	-0.0020	Oversupply
5/12/2020 17:20	0:02	SSA3	0.0057	0.0540	Oversupply
5/12/2020 17:21	0:02	BS250	Data is not available	Data is not available	Oversupply
5/12/2020 17:21	0:02	ESA	Data is not available	Data is not available	Oversupply
5/12/2020 17:21	0:03	17-2	0.0084	0.1760	Oversupply
5/12/2020 17:21	0:02	KWPPII	0.0128	18.0410	Oversupply
5/12/2020 23:35	0:01	KWPPII	0.0029	15.2178	Oversupply
5/15/2020 0:15	0:01	KWPPII	0.0002	0.0100	Oversupply
5/15/2020 10:02	0:01	17-2	0.0005	0.7430	Oversupply
5/15/2020 10:05	0:02	17-2	0.0014	0.7430	Oversupply
5/15/2020 10:06	0:01	SSA3	0.0033	2.6310	Oversupply
5/15/2020 11:12	0:01	17-2	0.0002	0.7500	Oversupply
5/15/2020 11:30	0:12	17-2	0.0086	0.7500	Oversupply
5/15/2020 12:17	0:01	SSA2	0.0008	2.8980	Oversupply
5/15/2020 12:18	0:05	17-2	0.0219	0.7500	Oversupply
5/15/2020 12:18	0:01	SSA2	0.0008	2.8720	Oversupply
5/15/2020 12:19	0:01	SSA3	0.0094	2.2190	Oversupply
5/15/2020 12:19	0:01	SSA2	0.0008	2.1700	Oversupply
5/15/2020 12:20	0:01	SSA2	0.0008	2.4980	Oversupply
5/15/2020 12:27	0:01	17-2	0.0002	0.7500	Oversupply
5/15/2020 12:30	0:01	17-2	0.0048	0.7500	Oversupply
5/15/2020 13:41	0:01	17-2	0.0002	0.7500	Oversupply
5/15/2020 13:44	0:31	17-2	0.0271	0.7500	Oversupply
5/15/2020 14:11	0:01	SSA3	0.0043	2.7410	Oversupply
5/15/2020 14:11	0:01	SSA2	0.0007	2.8970	Oversupply
5/15/2020 14:33	0:02	17-2	0.0098	0.7500	Oversupply
5/15/2020 14:34	0:01	SSA2	0.0017	2.8910	Oversupply
5/15/2020 14:35	0:01	SSA3	0.0058	2.8040	Oversupply
5/15/2020 14:36	0:05	17-2	0.0623	0.7500	Oversupply
5/15/2020 14:37	0:01	SSA3	0.0057	2.8030	Oversupply
5/15/2020 14:37	0:01	SSA2	0.0017	2.4630	Oversupply
5/15/2020 14:38	0:01	SSA3	0.0057	2.8010	Oversupply
5/15/2020 14:38	0:01	SSA2	0.0017	2.4190	Oversupply
5/15/2020 14:38	0:01	SSA3	0.0057	0.8600	Oversupply
5/15/2020 14:39	0:01	SSA2	0.0017	1.9220	Oversupply
5/15/2020 14:39	0:01	SSA3	0.0057	0.1950	Oversupply
5/15/2020 22:53	0:01	KWPPII	0.0007	15.8805	Oversupply
5/16/2020 3:38	0:07	KWPPII	0.0937	10.3059	Oversupply
5/16/2020 3:46	0:54	KWPPII	2.3256	12.2758	Oversupply
5/16/2020 4:41	3:20	KWPPII	20.8407	18.9651	Oversupply
5/16/2020 5:44	2:18	ESA	Data is not available	Data is not available	Oversupply
5/16/2020 5:48	2:14	BS250	Data is not available	Data is not available	Oversupply



Maui Curtailment Report

May 2020

Start Date and Time	Duration (minutes)	IPP Curtailed	Estimated Curtailed MWH	Peak MW Curtailed	Reasons for Curtailment
5/16/2020 5:59	2:01	SSA3	1.3838	0.0260	Oversupply
5/16/2020 6:01	2:00	SSA2	0.7543	-0.0020	Oversupply
5/16/2020 6:34	2:25	17-2	0.7749	0.6300	Oversupply
5/16/2020 8:00	0:01	SSA3	0.0211	0.0510	Oversupply
5/16/2020 8:01	0:01	SSA3	0.0211	0.2840	Oversupply
5/16/2020 8:01	0:01	SSA2	0.0154	0.0230	Oversupply
5/16/2020 8:02	0:01	SSA3	0.0225	0.1360	Oversupply
5/16/2020 8:02	0:01	SSA2	0.0154	0.1240	Oversupply
5/16/2020 8:02	0:01	SSA3	0.0216	0.7650	Oversupply
5/16/2020 8:03	0:22	SSA2	0.4073	0.0310	Oversupply
5/16/2020 8:03	0:20	SSA3	0.6143	0.5150	Oversupply
5/16/2020 8:04	0:20	BS250	Data is not available	Data is not available	Oversupply
5/16/2020 8:04	0:23	ESA	Data is not available	Data is not available	Oversupply
5/16/2020 8:04	0:20	KWP11	0.4320	18.5819	Oversupply
5/16/2020 8:23	0:01	SSA3	0.0258	0.0960	Oversupply
5/16/2020 8:24	0:02	SSA3	0.0768	0.0480	Oversupply
5/16/2020 8:25	0:02	BS250	Data is not available	Data is not available	Oversupply
5/16/2020 8:25	0:02	KWP11	0.0153	15.3865	Oversupply
5/16/2020 8:25	0:02	SSA2	0.0351	0.0150	Oversupply
5/16/2020 8:26	0:01	SSA2	0.0176	0.0250	Oversupply
5/16/2020 8:26	0:01	SSA3	0.0258	0.0010	Oversupply
5/16/2020 8:27	0:01	SSA3	0.0252	0.0610	Oversupply
5/16/2020 8:27	0:01	SSA2	0.0176	0.1660	Oversupply
5/16/2020 8:28	0:01	SSA3	0.0258	0.1200	Oversupply
5/16/2020 8:28	0:01	SSA2	0.0176	0.3540	Oversupply
5/16/2020 8:29	0:01	SSA3	0.0258	0.1370	Oversupply
5/16/2020 8:29	0:01	SSA2	0.0178	0.0720	Oversupply
5/16/2020 8:29	0:03	SSA3	0.1141	0.0290	Oversupply
5/16/2020 8:30	0:03	BS250	Data is not available	Data is not available	Oversupply
5/16/2020 8:30	0:03	ESA	Data is not available	Data is not available	Oversupply
5/16/2020 8:30	0:03	KWP11	0.0082	14.6370	Oversupply
5/16/2020 8:30	0:01	SSA2	0.0210	0.0100	Oversupply
5/16/2020 8:31	0:18	SSA2	0.3886	-0.0020	Oversupply
5/16/2020 8:33	0:01	SSA3	0.0298	0.0020	Oversupply
5/16/2020 8:33	0:01	SSA3	0.0292	0.1790	Oversupply
5/16/2020 8:34	0:01	SSA3	0.0292	-0.0010	Oversupply
5/16/2020 8:35	0:14	BS250	Data is not available	Data is not available	Oversupply
5/16/2020 8:35	0:14	ESA	Data is not available	Data is not available	Oversupply
5/16/2020 8:35	0:15	KWP11	0.3689	15.8595	Oversupply
5/16/2020 8:35	0:14	SSA3	0.4840	0.0030	Oversupply
5/16/2020 8:49	0:01	SSA3	0.0214	0.0040	Oversupply
5/16/2020 8:49	0:01	SSA2	0.0109	0.0080	Oversupply
5/16/2020 8:50	0:01	SSA3	0.0214	0.1540	Oversupply
5/16/2020 8:50	0:01	SSA2	0.0109	0.3150	Oversupply
5/16/2020 8:50	0:01	SSA3	0.0214	0.3960	Oversupply
5/16/2020 8:51	0:01	SSA2	0.0109	0.6590	Oversupply
5/16/2020 8:51	0:01	SSA3	0.0218	0.5510	Oversupply
5/16/2020 8:51	0:01	SSA2	0.0107	1.5460	Oversupply
5/16/2020 8:52	0:01	SSA3	0.0214	0.9940	Oversupply
5/16/2020 8:52	0:01	SSA2	0.0109	1.2700	Oversupply
5/16/2020 8:53	0:01	SSA3	0.0214	1.2000	Oversupply
5/16/2020 8:53	0:01	SSA2	0.0109	1.0230	Oversupply
5/16/2020 8:53	0:01	SSA3	0.0209	1.3120	Oversupply
5/16/2020 8:55	0:01	SSA2	0.0109	1.6130	Oversupply
5/16/2020 8:56	0:02	SSA3	0.0432	1.9250	Oversupply
5/16/2020 8:56	0:01	SSA2	0.0107	1.6310	Oversupply
5/16/2020 9:05	0:01	17-2	0.0002	0.6520	Oversupply
5/16/2020 9:41	0:01	17-2	0.0030	0.7420	Oversupply
5/16/2020 9:45	0:04	17-2	0.0144	0.7420	Oversupply
5/16/2020 9:45	0:01	SSA3	0.0074	2.5150	Oversupply
5/16/2020 9:45	0:01	SSA2	0.0021	2.2400	Oversupply
5/16/2020 9:46	0:01	SSA2	0.0021	2.2480	Oversupply
5/16/2020 9:50	1:11	17-2	0.7994	0.7420	Oversupply
5/16/2020 9:50	0:01	SSA2	0.0021	2.3030	Oversupply
5/16/2020 9:52	0:01	SSA3	0.0075	2.5830	Oversupply
5/16/2020 9:52	0:01	SSA2	0.0021	2.3110	Oversupply
5/16/2020 9:54	0:01	SSA3	0.0075	2.6010	Oversupply
5/16/2020 9:54	0:01	SSA2	0.0021	2.3220	Oversupply
5/16/2020 9:54	0:01	SSA3	0.0077	2.6000	Oversupply
5/16/2020 9:55	0:01	SSA2	0.0021	2.3330	Oversupply
5/16/2020 9:55	0:01	SSA3	0.0075	1.3570	Oversupply
5/16/2020 9:56	0:01	SSA2	0.0021	2.3440	Oversupply
5/16/2020 9:56	0:01	SSA3	0.0075	2.1540	Oversupply
5/16/2020 9:56	0:01	SSA2	0.0021	2.2480	Oversupply
5/16/2020 9:57	0:01	SSA3	0.0075	2.0080	Oversupply



Maui Curtailment Report

May 2020

Start Date and Time	Duration (minutes)	IPP Curtailed	Estimated Curtailed MWH	Peak MW Curtailed	Reasons for Curtailment
5/16/2020 9:58	0:01	SSA2	0.0021	2.3330	Oversupply
5/16/2020 9:58	0:01	SSA3	0.0075	2.5430	Oversupply
5/16/2020 9:59	0:01	SSA3	0.0113	0.1270	Oversupply
5/16/2020 9:59	0:01	SSA2	0.0083	2.2470	Oversupply
5/16/2020 10:00	0:01	SSA3	0.0222	0.6750	Oversupply
5/16/2020 10:00	0:01	SSA2	0.0203	1.0710	Oversupply
5/16/2020 10:00	0:01	SSA3	0.0232	2.0760	Oversupply
5/16/2020 10:01	0:01	SSA2	0.0203	1.7780	Oversupply
5/16/2020 10:01	0:01	SSA3	0.0227	1.0490	Oversupply
5/16/2020 10:02	0:01	SSA2	0.0203	1.3070	Oversupply
5/16/2020 10:02	0:01	SSA3	0.0232	1.5220	Oversupply
5/16/2020 10:02	0:01	SSA2	0.0203	1.1310	Oversupply
5/16/2020 10:03	0:01	SSA3	0.0222	0.7200	Oversupply
5/16/2020 10:03	0:01	SSA2	0.0203	0.8510	Oversupply
5/16/2020 10:04	0:01	SSA3	0.0242	1.1550	Oversupply
5/16/2020 10:04	0:01	SSA2	0.0203	0.7960	Oversupply
5/16/2020 10:04	0:01	SSA3	0.0227	1.1470	Oversupply
5/16/2020 10:05	0:01	SSA2	0.0203	1.1530	Oversupply
5/16/2020 10:05	0:01	SSA3	0.0227	1.2780	Oversupply
5/16/2020 10:06	0:01	SSA3	0.0222	1.7770	Oversupply
5/16/2020 10:06	0:01	SSA2	0.0203	1.3650	Oversupply
5/16/2020 10:07	0:01	SSA3	0.0222	0.9480	Oversupply
5/16/2020 10:07	0:01	SSA2	0.0199	1.7470	Oversupply
5/16/2020 10:07	0:02	SSA3	0.0454	1.4150	Oversupply
5/16/2020 10:08	0:01	SSA2	0.0203	0.8990	Oversupply
5/16/2020 10:08	0:01	SSA2	0.0203	1.4090	Oversupply
5/16/2020 10:09	0:01	SSA3	0.0222	1.3240	Oversupply
5/16/2020 10:09	0:01	SSA2	0.0203	1.2370	Oversupply
5/16/2020 10:10	0:01	SSA3	0.0227	1.1860	Oversupply
5/16/2020 10:10	0:01	SSA2	0.0203	1.7980	Oversupply
5/16/2020 10:10	0:01	SSA3	0.0227	0.9440	Oversupply
5/16/2020 10:11	0:01	SSA2	0.0203	0.6840	Oversupply
5/16/2020 10:11	0:01	SSA3	0.0227	0.4170	Oversupply
5/16/2020 10:12	0:01	SSA2	0.0203	0.3590	Oversupply
5/16/2020 10:12	0:01	SSA3	0.0227	0.2940	Oversupply
5/16/2020 10:13	0:01	SSA3	0.0227	0.8210	Oversupply
5/16/2020 10:13	0:01	SSA2	0.0199	0.5200	Oversupply
5/16/2020 10:13	0:01	SSA3	0.0237	0.8520	Oversupply
5/16/2020 10:14	0:01	SSA2	0.0199	0.8780	Oversupply
5/16/2020 10:14	0:01	SSA3	0.0139	1.5660	Oversupply
5/16/2020 10:15	0:01	SSA2	0.0104	1.8800	Oversupply
5/16/2020 10:15	0:01	SSA3	0.0110	2.4160	Oversupply
5/16/2020 10:16	0:01	SSA3	0.0108	2.2830	Oversupply
5/16/2020 10:17	0:01	SSA2	0.0104	2.4980	Oversupply
5/16/2020 10:17	0:01	SSA3	0.0108	1.8230	Oversupply
5/16/2020 10:18	0:01	SSA2	0.0104	2.5130	Oversupply
5/16/2020 10:18	0:01	SSA3	0.0108	2.3360	Oversupply
5/16/2020 10:19	0:01	SSA2	0.0104	0.9600	Oversupply
5/16/2020 10:19	0:01	SSA3	0.0108	2.2750	Oversupply
5/16/2020 10:20	0:01	SSA3	0.0110	1.8600	Oversupply
5/16/2020 10:20	0:01	SSA2	0.0104	2.0310	Oversupply
5/16/2020 10:20	0:01	SSA3	0.0106	1.6580	Oversupply
5/16/2020 10:21	0:01	SSA2	0.0104	1.6350	Oversupply
5/16/2020 10:21	0:01	SSA3	0.0106	2.7930	Oversupply
5/16/2020 10:21	0:01	SSA2	0.0102	2.5640	Oversupply
5/16/2020 10:22	0:01	SSA3	0.0108	2.1920	Oversupply
5/16/2020 10:22	0:01	SSA2	0.0104	0.5180	Oversupply
5/16/2020 10:23	0:01	SSA3	0.0110	2.0520	Oversupply
5/16/2020 10:23	0:01	SSA2	0.0104	0.3150	Oversupply
5/16/2020 10:24	0:01	SSA3	0.0110	2.5330	Oversupply
5/16/2020 10:24	0:01	SSA3	0.0108	1.2870	Oversupply
5/16/2020 10:25	0:01	SSA2	0.0104	2.5680	Oversupply
5/16/2020 10:25	0:01	SSA3	0.0108	1.6850	Oversupply
5/16/2020 10:26	0:02	SSA2	0.0208	1.9490	Oversupply
5/16/2020 10:26	0:01	SSA3	0.0106	1.9050	Oversupply
5/16/2020 10:27	0:01	SSA3	0.0110	1.9080	Oversupply
5/16/2020 10:27	0:01	SSA3	0.0108	1.9210	Oversupply
5/16/2020 10:28	0:01	SSA2	0.0104	2.2020	Oversupply
5/16/2020 10:28	0:01	SSA3	0.0110	1.9220	Oversupply
5/16/2020 10:28	0:01	SSA2	0.0104	1.5530	Oversupply
5/16/2020 10:29	0:01	SSA3	0.0118	1.9300	Oversupply
5/16/2020 10:29	0:01	SSA2	0.0136	2.5970	Oversupply
5/16/2020 10:30	0:01	SSA3	0.0154	2.0000	Oversupply
5/16/2020 10:30	0:01	SSA2	0.0161	2.1230	Oversupply
5/16/2020 10:30	0:01	SSA3	0.0157	2.0980	Oversupply



Maui Curtailment Report

May 2020

Start Date and Time	Duration (minutes)	IPP Curtailed	Estimated Curtailed MWH	Peak MW Curtailed	Reasons for Curtailment
5/16/2020 10:31	0:01	SSA2	0.0161	2.2020	Oversupply
5/16/2020 10:31	0:01	SSA3	0.0151	2.2390	Oversupply
5/16/2020 10:32	0:01	SSA2	0.0161	1.4800	Oversupply
5/16/2020 10:32	0:01	SSA3	0.0157	2.3720	Oversupply
5/16/2020 10:33	0:01	SSA2	0.0161	2.4870	Oversupply
5/16/2020 10:33	0:01	SSA3	0.0154	2.8240	Oversupply
5/16/2020 10:34	0:01	SSA3	0.0157	2.1890	Oversupply
5/16/2020 10:34	0:01	SSA2	0.0161	2.4270	Oversupply
5/16/2020 10:34	0:01	SSA3	0.0161	2.2330	Oversupply
5/16/2020 10:34	0:01	SSA2	0.0161	1.9290	Oversupply
5/16/2020 10:35	0:01	SSA3	0.0151	1.6840	Oversupply
5/16/2020 10:35	0:01	SSA2	0.0161	1.7320	Oversupply
5/16/2020 10:36	0:01	SSA3	0.0157	1.5520	Oversupply
5/16/2020 10:36	0:01	SSA2	0.0158	1.8840	Oversupply
5/16/2020 10:37	0:01	SSA3	0.0151	2.3880	Oversupply
5/16/2020 10:37	0:01	SSA2	0.0161	1.5230	Oversupply
5/16/2020 10:37	0:01	SSA3	0.0154	1.5180	Oversupply
5/16/2020 10:38	0:01	SSA2	0.0161	2.1140	Oversupply
5/16/2020 10:38	0:01	SSA3	0.0151	1.7580	Oversupply
5/16/2020 10:39	0:01	SSA2	0.0161	1.1200	Oversupply
5/16/2020 10:39	0:01	SSA3	0.0154	1.4420	Oversupply
5/16/2020 10:40	0:01	SSA2	0.0161	1.5180	Oversupply
5/16/2020 10:40	0:01	SSA3	0.0151	1.6610	Oversupply
5/16/2020 10:40	0:01	SSA3	0.0157	1.5160	Oversupply
5/16/2020 10:41	0:01	SSA2	0.0161	0.7690	Oversupply
5/16/2020 10:41	0:01	SSA3	0.0157	1.1030	Oversupply
5/16/2020 10:41	0:01	SSA2	0.0161	0.9950	Oversupply
5/16/2020 10:42	0:01	SSA3	0.0154	0.7350	Oversupply
5/16/2020 10:42	0:01	SSA2	0.0161	0.8260	Oversupply
5/16/2020 10:43	0:01	SSA3	0.0157	0.8240	Oversupply
5/16/2020 10:43	0:01	SSA2	0.0161	0.5440	Oversupply
5/16/2020 10:44	0:01	SSA3	0.0151	0.4810	Oversupply
5/16/2020 10:44	0:01	SSA2	0.0205	0.1990	Oversupply
5/16/2020 10:44	0:01	SSA3	0.0218	0.1550	Oversupply
5/16/2020 10:45	0:01	BS250	Data is not available	Data is not available	Oversupply
5/16/2020 10:45	0:01	ESA	Data is not available	Data is not available	Oversupply
5/16/2020 10:45	0:01	SSA2	0.0296	0.1060	Oversupply
5/16/2020 10:45	0:01	SSA3	0.0236	0.0190	Oversupply
5/16/2020 10:46	0:01	SSA2	0.0296	0.0520	Oversupply
5/16/2020 10:46	0:01	SSA3	0.0236	0.1990	Oversupply
5/16/2020 10:47	0:01	SSA2	0.0296	0.1160	Oversupply
5/16/2020 10:47	0:01	SSA3	0.0236	0.5950	Oversupply
5/16/2020 10:47	0:01	SSA3	0.0236	1.1300	Oversupply
5/16/2020 10:47	0:01	SSA2	0.0296	0.1050	Oversupply
5/16/2020 10:48	0:01	SSA3	0.0242	0.8120	Oversupply
5/16/2020 10:48	0:01	SSA2	0.0296	0.1210	Oversupply
5/16/2020 10:49	0:01	SSA3	0.0242	0.5650	Oversupply
5/16/2020 10:49	0:01	SSA2	0.0296	0.1110	Oversupply
5/16/2020 10:50	0:01	SSA3	0.0242	0.3900	Oversupply
5/16/2020 10:50	0:01	SSA2	0.0296	0.1280	Oversupply
5/16/2020 10:50	0:01	SSA3	0.0231	0.7600	Oversupply
5/16/2020 10:51	0:01	SSA2	0.0296	0.4800	Oversupply
5/16/2020 10:51	0:01	SSA3	0.0231	0.5700	Oversupply
5/16/2020 10:52	0:02	SSA2	0.0580	0.6720	Oversupply
5/16/2020 10:52	0:01	SSA3	0.0236	0.5250	Oversupply
5/16/2020 10:53	0:01	SSA3	0.0231	0.5270	Oversupply
5/16/2020 10:53	0:01	SSA2	0.0296	0.8430	Oversupply
5/16/2020 10:54	0:01	SSA3	0.0242	0.8930	Oversupply
5/16/2020 10:54	0:01	SSA3	0.0236	1.0590	Oversupply
5/16/2020 10:54	0:01	SSA2	0.0296	1.0340	Oversupply
5/16/2020 10:55	0:01	SSA3	0.0236	1.3830	Oversupply
5/16/2020 10:55	0:01	SSA2	0.0290	1.3990	Oversupply
5/16/2020 10:56	0:01	SSA3	0.0242	1.7240	Oversupply
5/16/2020 10:56	0:01	SSA2	0.0296	1.7370	Oversupply
5/16/2020 10:57	0:01	SSA3	0.0236	2.0620	Oversupply
5/16/2020 10:57	0:01	SSA2	0.0290	2.1800	Oversupply
5/16/2020 10:57	0:01	SSA3	0.0236	1.8970	Oversupply
5/16/2020 10:58	0:01	SSA2	0.0296	2.0570	Oversupply
5/16/2020 10:58	0:01	SSA3	0.0236	2.1960	Oversupply
5/16/2020 10:59	0:01	SSA2	0.0296	2.5420	Oversupply
5/16/2020 11:47	0:02	17-2	0.0094	0.7420	Oversupply
5/16/2020 11:48	0:01	SSA3	-0.0001	2.9060	Oversupply
5/16/2020 11:48	0:01	SSA2	0.0002	2.8800	Oversupply
5/16/2020 12:01	0:01	17-2	0.0001	0.7420	Oversupply
5/16/2020 12:04	0:10	17-2	0.0911	0.7420	Oversupply



Maui Curtailment Report

May 2020

Start Date and Time	Duration (minutes)	IPP Curtailed	Estimated Curtailed MWH	Peak MW Curtailed	Reasons for Curtailment
5/16/2020 12:04	0:01	SSA3	0.0028	2.4860	Oversupply
5/16/2020 12:04	0:01	SSA2	0.0033	2.2790	Oversupply
5/16/2020 12:05	0:01	SSA3	0.0030	2.0200	Oversupply
5/16/2020 12:05	0:01	SSA2	0.0033	1.9190	Oversupply
5/16/2020 12:06	0:01	SSA3	0.0028	2.6280	Oversupply
5/16/2020 12:06	0:01	SSA2	0.0033	2.3150	Oversupply
5/16/2020 12:06	0:01	SSA3	0.0028	2.3720	Oversupply
5/16/2020 12:07	0:01	SSA2	0.0033	2.5320	Oversupply
5/16/2020 12:07	0:01	SSA3	0.0028	2.4860	Oversupply
5/16/2020 12:08	0:01	SSA2	0.0033	2.7650	Oversupply
5/16/2020 12:08	0:01	SSA3	0.0028	2.0750	Oversupply
5/16/2020 12:09	0:01	SSA2	0.0033	2.2790	Oversupply
5/16/2020 12:09	0:01	SSA3	0.0028	2.8450	Oversupply
5/16/2020 12:13	0:01	SSA3	0.0028	2.8680	Oversupply
5/16/2020 12:16	0:20	17-2	0.2208	0.7420	Oversupply
5/16/2020 12:16	0:01	SSA2	0.0129	2.9090	Oversupply
5/16/2020 12:16	0:01	SSA3	0.0129	2.8750	Oversupply
5/16/2020 12:16	0:01	SSA3	0.0132	2.8400	Oversupply
5/16/2020 12:16	0:01	SSA2	0.0134	2.8430	Oversupply
5/16/2020 12:17	0:01	SSA3	0.0129	2.7330	Oversupply
5/16/2020 12:17	0:01	SSA2	0.0129	2.6030	Oversupply
5/16/2020 12:18	0:01	SSA3	0.0129	2.2590	Oversupply
5/16/2020 12:18	0:01	SSA2	0.0134	1.7270	Oversupply
5/16/2020 12:19	0:01	SSA3	0.0129	1.7780	Oversupply
5/16/2020 12:19	0:01	SSA2	0.0134	1.0060	Oversupply
5/16/2020 12:19	0:01	SSA3	0.0129	1.1550	Oversupply
5/16/2020 12:20	0:01	SSA2	0.0134	2.3480	Oversupply
5/16/2020 12:20	0:01	SSA3	0.0129	1.7400	Oversupply
5/16/2020 12:21	0:01	SSA2	0.0134	0.5620	Oversupply
5/16/2020 12:21	0:01	SSA3	0.0129	1.7610	Oversupply
5/16/2020 12:22	0:01	SSA2	0.0134	1.9840	Oversupply
5/16/2020 12:22	0:01	SSA3	0.0132	1.8370	Oversupply
5/16/2020 12:22	0:02	SSA2	0.0269	1.2440	Oversupply
5/16/2020 12:23	0:01	SSA3	0.0126	1.2600	Oversupply
5/16/2020 12:23	0:01	SSA3	0.0132	2.1110	Oversupply
5/16/2020 12:24	0:01	SSA3	0.0129	2.0870	Oversupply
5/16/2020 12:24	0:01	SSA2	0.0134	1.8190	Oversupply
5/16/2020 12:25	0:01	SSA3	0.0129	1.9430	Oversupply
5/16/2020 12:25	0:01	SSA2	0.0134	1.9360	Oversupply
5/16/2020 12:26	0:01	SSA3	0.0129	2.2750	Oversupply
5/16/2020 12:26	0:01	SSA2	0.0134	1.7650	Oversupply
5/16/2020 12:26	0:01	SSA3	0.0132	0.8110	Oversupply
5/16/2020 12:27	0:01	SSA2	0.0134	1.5160	Oversupply
5/16/2020 12:27	0:01	SSA3	0.0135	1.4660	Oversupply
5/16/2020 12:28	0:01	SSA2	0.0134	0.9920	Oversupply
5/16/2020 12:28	0:01	SSA3	0.0129	0.4120	Oversupply
5/16/2020 12:29	0:01	SSA2	0.0134	1.6120	Oversupply
5/16/2020 12:29	0:01	SSA3	0.0129	0.8200	Oversupply
5/16/2020 12:29	0:01	SSA2	0.0044	1.6560	Oversupply
5/16/2020 12:30	0:01	SSA3	0.0027	1.7930	Oversupply
5/16/2020 12:30	0:01	SSA3	0.0028	2.4280	Oversupply
5/16/2020 12:30	0:01	SSA2	0.0032	1.8830	Oversupply
5/16/2020 12:31	0:01	SSA3	0.0028	1.6800	Oversupply
5/16/2020 12:31	0:01	SSA2	0.0032	2.5600	Oversupply
5/16/2020 12:32	0:01	SSA3	0.0028	2.0730	Oversupply
5/16/2020 12:32	0:01	SSA2	0.0031	1.5310	Oversupply
5/16/2020 12:33	0:01	SSA3	0.0028	2.8280	Oversupply
5/16/2020 12:33	0:01	SSA2	0.0032	2.4890	Oversupply
5/16/2020 22:31	0:01	KWPPII	0.0038	19.2066	Oversupply
5/16/2020 23:39	1:31	KWPPII	5.3528	19.2106	Oversupply
5/17/2020 1:31	0:13	KWPPII	0.2343	19.1238	Oversupply
5/17/2020 2:12	0:20	KWPPII	0.4721	18.8404	Oversupply
5/17/2020 3:22	0:34	KWPPII	3.3700	17.2048	Oversupply
5/17/2020 3:57	0:02	KWPPII	0.0030	13.3157	Oversupply
5/17/2020 4:03	0:09	KWPPII	0.2153	13.8925	Oversupply
5/17/2020 4:14	0:01	KWPPII	0.0001	11.6142	Oversupply
5/17/2020 4:37	0:01	KWPPII	0.0133	13.1221	Oversupply
5/17/2020 4:39	0:01	KWPPII	0.0098	12.5832	Oversupply
5/17/2020 4:42	0:04	KWPPII	0.0508	11.6881	Oversupply
5/17/2020 6:08	1:45	SSA2	0.5996	0.0400	Oversupply
5/17/2020 6:09	1:44	BS250	Data is not available	Data is not available	Oversupply
5/17/2020 6:09	1:44	ESA	Data is not available	Data is not available	Oversupply
5/17/2020 6:09	1:44	SSA3	1.1703	0.0470	Oversupply
5/17/2020 6:10	1:43	KWPPII	15.2683	18.7236	Oversupply
5/17/2020 6:25	1:30	17-2	0.1754	0.4400	Oversupply



Maui Curtailment Report

May 2020

Start Date and Time	Duration (minutes)	IPP Curtailed	Estimated Curtailed MWH	Peak MW Curtailed	Reasons for Curtailment
5/17/2020 7:55	0:01	SSA3	0.0161	0.7950	Oversupply
5/17/2020 7:56	0:01	SSA2	0.0112	0.2300	Oversupply
5/17/2020 7:56	0:01	SSA3	0.0157	0.9280	Oversupply
5/17/2020 7:57	0:06	17-2	0.0327	0.4350	Oversupply
5/17/2020 7:57	0:01	SSA2	0.0112	0.4540	Oversupply
5/17/2020 7:57	0:01	SSA3	0.0161	0.8930	Oversupply
5/17/2020 7:57	0:01	SSA2	0.0112	0.5270	Oversupply
5/17/2020 7:58	0:01	SSA3	0.0161	0.5090	Oversupply
5/17/2020 7:58	0:01	SSA2	0.0112	0.2670	Oversupply
5/17/2020 7:58	0:01	SSA3	0.0161	0.1850	Oversupply
5/17/2020 7:59	0:01	SSA2	0.0051	0.3010	Oversupply
5/17/2020 7:59	0:01	SSA3	0.0095	0.2540	Oversupply
5/17/2020 8:00	0:01	SSA3	0.0067	0.8490	Oversupply
5/17/2020 8:00	0:01	SSA2	0.0031	0.3810	Oversupply
5/17/2020 8:02	0:01	SSA2	0.0031	0.7730	Oversupply
5/17/2020 8:14	0:01	SSA3	0.0191	1.4450	Oversupply
5/17/2020 8:15	0:44	17-2	0.3767	0.7010	Oversupply
5/17/2020 8:15	0:01	SSA2	0.0175	1.0400	Oversupply
5/17/2020 8:15	0:01	SSA3	0.0242	0.2680	Oversupply
5/17/2020 8:16	0:01	SSA2	0.0175	0.1390	Oversupply
5/17/2020 8:16	0:01	SSA3	0.0253	0.1640	Oversupply
5/17/2020 8:16	0:29	SSA2	0.6343	0.0190	Oversupply
5/17/2020 8:17	0:01	SSA3	0.0242	0.3580	Oversupply
5/17/2020 8:17	0:29	SSA3	1.0240	0.0210	Oversupply
5/17/2020 8:18	0:29	BS250	Data is not available	Data is not available	Oversupply
5/17/2020 8:18	0:34	ESA	Data is not available	Data is not available	Oversupply
5/17/2020 8:19	0:28	KWPll	1.9413	12.7040	Oversupply
5/17/2020 8:46	0:01	SSA2	0.0181	0.0000	Oversupply
5/17/2020 8:46	0:01	SSA3	0.0262	0.0230	Oversupply
5/17/2020 8:47	0:05	SSA2	0.1081	0.0630	Oversupply
5/17/2020 8:47	0:05	SSA3	0.1563	0.0010	Oversupply
5/17/2020 8:48	0:04	BS250	Data is not available	Data is not available	Oversupply
5/17/2020 8:48	0:05	KWPll	0.0271	9.6383	Oversupply
5/17/2020 8:52	0:01	SSA3	0.0262	0.0560	Oversupply
5/17/2020 8:52	0:01	SSA2	0.0181	-0.0020	Oversupply
5/17/2020 8:53	0:01	SSA3	0.0268	0.1090	Oversupply
5/17/2020 8:53	0:01	SSA2	0.0181	-0.0020	Oversupply
5/17/2020 8:53	0:01	SSA3	0.0262	0.1370	Oversupply
5/17/2020 8:54	0:01	SSA2	0.0181	0.0750	Oversupply
5/17/2020 8:54	0:02	SSA3	0.0530	0.2740	Oversupply
5/17/2020 8:54	0:01	SSA2	0.0181	0.3310	Oversupply
5/17/2020 8:55	0:01	SSA2	0.0181	0.6830	Oversupply
5/17/2020 8:56	0:01	SSA2	0.0181	1.2540	Oversupply
5/17/2020 8:56	0:01	SSA3	0.0262	1.3640	Oversupply
5/17/2020 8:59	0:01	SSA2	0.0170	1.5450	Oversupply
5/17/2020 8:59	0:01	SSA3	0.0262	1.9340	Oversupply
5/17/2020 8:59	0:01	SSA3	0.0088	1.4150	Oversupply
5/17/2020 9:00	0:06	17-2	0.0621	0.7040	Oversupply
5/17/2020 9:00	0:01	SSA2	0.0036	1.6100	Oversupply
5/17/2020 9:00	0:01	SSA3	0.0118	1.4570	Oversupply
5/17/2020 9:00	0:01	SSA2	0.0036	0.9800	Oversupply
5/17/2020 9:01	0:02	SSA3	0.0234	0.9750	Oversupply
5/17/2020 9:01	0:01	SSA2	0.0036	1.2750	Oversupply
5/17/2020 9:02	0:01	SSA2	0.0036	1.1860	Oversupply
5/17/2020 9:03	0:01	SSA3	0.0118	1.2170	Oversupply
5/17/2020 9:03	0:01	SSA2	0.0036	0.7500	Oversupply
5/17/2020 9:03	0:01	SSA3	0.0118	1.7360	Oversupply
5/17/2020 9:28	6:09	17-2	4.4272	0.7500	Oversupply
5/17/2020 9:28	0:01	SSA3	0.0087	2.2990	Oversupply
5/17/2020 9:28	0:01	SSA2	0.0017	1.3830	Oversupply
5/17/2020 9:29	0:01	SSA3	0.0091	2.2930	Oversupply
5/17/2020 9:29	0:01	SSA2	0.0133	0.2700	Oversupply
5/17/2020 9:29	0:01	SSA3	0.0313	0.0570	Oversupply
5/17/2020 9:30	0:01	SSA2	0.0316	0.2940	Oversupply
5/17/2020 9:30	0:02	SSA3	0.1078	0.1840	Oversupply
5/17/2020 9:31	0:01	BS250	Data is not available	Data is not available	Oversupply
5/17/2020 9:31	0:01	ESA	Data is not available	Data is not available	Oversupply
5/17/2020 9:31	0:02	SSA2	0.0632	0.0310	Oversupply
5/17/2020 9:32	0:01	KWPll	0.0060	7.1044	Oversupply
5/17/2020 9:32	0:01	SSA3	0.0370	0.0930	Oversupply
5/17/2020 9:32	0:01	SSA2	0.0316	-0.0010	Oversupply
5/17/2020 9:33	0:01	SSA3	0.0362	0.0720	Oversupply
5/17/2020 9:33	0:01	SSA2	0.0316	-0.0020	Oversupply
5/17/2020 9:34	0:01	SSA3	0.0362	0.1060	Oversupply
5/17/2020 9:34	0:01	SSA2	0.0316	-0.0020	Oversupply



Maui Curtailment Report

May 2020

Start Date and Time	Duration (minutes)	IPP Curtailed	Estimated Curtailed MWH	Peak MW Curtailed	Reasons for Curtailment
5/17/2020 9:35	0:01	SSA3	0.0370	0.0690	Oversupply
5/17/2020 9:35	0:01	SSA2	0.0316	-0.0020	Oversupply
5/17/2020 9:36	0:01	SSA3	0.0354	0.1270	Oversupply
5/17/2020 9:36	0:01	SSA2	0.0316	-0.0020	Oversupply
5/17/2020 9:36	0:01	SSA3	0.0362	0.0730	Oversupply
5/17/2020 9:37	0:28	BS250	Data is not available	Data is not available	Oversupply
5/17/2020 9:37	0:28	ESA	Data is not available	Data is not available	Oversupply
5/17/2020 9:37	0:28	SSA2	1.0543	0.0050	Oversupply
5/17/2020 9:37	0:28	SSA3	1.2802	0.0090	Oversupply
5/17/2020 9:38	0:27	KWPll	1.7503	10.9047	Oversupply
5/17/2020 10:05	0:01	SSA2	0.0322	0.0020	Oversupply
5/17/2020 10:05	0:01	SSA3	0.0318	0.0370	Oversupply
5/17/2020 10:05	0:01	SSA3	0.0318	0.1310	Oversupply
5/17/2020 10:05	0:01	SSA2	0.0322	0.1040	Oversupply
5/17/2020 10:06	0:01	SSA3	0.0318	0.1330	Oversupply
5/17/2020 10:06	0:01	SSA2	0.0322	0.1380	Oversupply
5/17/2020 10:07	0:01	SSA3	0.0311	0.1270	Oversupply
5/17/2020 10:07	0:01	SSA2	0.0322	0.1520	Oversupply
5/17/2020 10:08	0:01	SSA3	0.0311	0.2460	Oversupply
5/17/2020 10:08	0:01	SSA2	0.0322	0.1990	Oversupply
5/17/2020 10:08	0:01	SSA3	0.0325	0.4720	Oversupply
5/17/2020 10:09	0:01	SSA2	0.0322	0.6460	Oversupply
5/17/2020 10:09	0:01	SSA3	0.0318	0.8090	Oversupply
5/17/2020 10:10	0:01	SSA2	0.0322	1.0740	Oversupply
5/17/2020 10:10	0:01	SSA3	0.0318	1.3850	Oversupply
5/17/2020 10:11	0:01	SSA2	0.0322	1.9790	Oversupply
5/17/2020 10:11	0:01	SSA3	0.0318	1.6280	Oversupply
5/17/2020 10:11	0:01	SSA2	0.0322	1.0210	Oversupply
5/17/2020 10:11	0:01	SSA3	0.0318	1.7640	Oversupply
5/17/2020 10:12	0:01	SSA3	0.0311	0.6770	Oversupply
5/17/2020 10:12	0:01	SSA2	0.0309	0.0910	Oversupply
5/17/2020 10:13	0:01	SSA3	0.0325	0.1470	Oversupply
5/17/2020 10:13	0:01	SSA2	0.0322	0.1690	Oversupply
5/17/2020 10:14	0:02	BS250	Data is not available	Data is not available	Oversupply
5/17/2020 10:14	0:02	ESA	Data is not available	Data is not available	Oversupply
5/17/2020 10:14	0:02	SSA3	0.0644	0.0460	Oversupply
5/17/2020 10:14	0:01	SSA2	0.0313	0.0300	Oversupply
5/17/2020 10:15	0:01	KWPll	0.0099	8.2571	Oversupply
5/17/2020 10:15	0:01	SSA2	0.0310	-0.0020	Oversupply
5/17/2020 10:15	0:01	SSA3	0.0313	0.0460	Oversupply
5/17/2020 10:16	0:01	SSA2	0.0310	-0.0030	Oversupply
5/17/2020 10:16	0:01	SSA3	0.0306	0.1140	Oversupply
5/17/2020 10:17	0:01	SSA2	0.0310	-0.0030	Oversupply
5/17/2020 10:17	0:01	SSA3	0.0313	0.1170	Oversupply
5/17/2020 10:17	0:01	SSA2	0.0310	-0.0030	Oversupply
5/17/2020 10:18	0:01	SSA3	0.0306	0.1240	Oversupply
5/17/2020 10:18	0:01	SSA2	0.0310	-0.0010	Oversupply
5/17/2020 10:18	0:01	SSA3	0.0320	0.1060	Oversupply
5/17/2020 10:19	0:01	SSA3	0.0320	0.1420	Oversupply
5/17/2020 10:19	0:01	SSA2	0.0310	0.0110	Oversupply
5/17/2020 10:20	0:01	SSA3	0.0320	0.2100	Oversupply
5/17/2020 10:20	0:01	SSA2	0.0310	0.3330	Oversupply
5/17/2020 10:21	0:01	SSA3	0.0306	0.5350	Oversupply
5/17/2020 10:21	0:01	SSA2	0.0310	0.6980	Oversupply
5/17/2020 10:21	0:01	SSA3	0.0320	0.9150	Oversupply
5/17/2020 10:22	0:01	SSA2	0.0310	1.0180	Oversupply
5/17/2020 10:22	0:01	SSA3	0.0306	1.1150	Oversupply
5/17/2020 10:23	0:01	SSA2	0.0310	1.4600	Oversupply
5/17/2020 10:23	0:01	SSA3	0.0306	0.0300	Oversupply
5/17/2020 10:24	0:01	SSA2	0.0310	0.1860	Oversupply
5/17/2020 10:24	0:01	SSA3	0.0313	0.5100	Oversupply
5/17/2020 10:24	0:01	SSA2	0.0310	1.3850	Oversupply
5/17/2020 10:24	0:01	SSA3	0.0313	1.4820	Oversupply
5/17/2020 10:25	0:01	SSA3	0.0306	1.1100	Oversupply
5/17/2020 10:25	0:01	SSA2	0.0310	1.0240	Oversupply
5/17/2020 10:26	0:01	SSA3	0.0313	0.6750	Oversupply
5/17/2020 10:26	0:01	SSA2	0.0310	1.1870	Oversupply
5/17/2020 10:27	0:01	SSA3	0.0313	0.5260	Oversupply
5/17/2020 10:27	0:01	SSA2	0.0304	0.4190	Oversupply
5/17/2020 10:28	0:01	SSA3	0.0306	0.3550	Oversupply
5/17/2020 10:28	0:01	SSA2	0.0310	0.1850	Oversupply
5/17/2020 10:28	0:01	SSA3	0.0320	0.2350	Oversupply
5/17/2020 10:29	0:01	BS250	Data is not available	Data is not available	Oversupply
5/17/2020 10:29	0:01	ESA	Data is not available	Data is not available	Oversupply
5/17/2020 10:29	0:02	SSA2	0.0678	0.0500	Oversupply



Maui Curtailment Report

May 2020

Start Date and Time	Duration (minutes)	IPP Curtailed	Estimated Curtailed MWH	Peak MW Curtailed	Reasons for Curtailment
5/17/2020 10:29	0:01	SSA3	0.0324	0.0200	Oversupply
5/17/2020 10:30	0:01	KWP/II	0.0007	4.5587	Oversupply
5/17/2020 10:30	0:01	SSA3	0.0348	0.0010	Oversupply
5/17/2020 10:30	0:01	SSA2	0.0363	-0.0030	Oversupply
5/17/2020 10:31	0:01	SSA3	0.0364	0.1300	Oversupply
5/17/2020 10:31	0:01	SSA2	0.0363	-0.0030	Oversupply
5/17/2020 10:31	0:01	SSA3	0.0348	0.0730	Oversupply
5/17/2020 10:32	0:01	SSA3	0.0371	0.0790	Oversupply
5/17/2020 10:32	0:01	SSA2	0.0363	-0.0030	Oversupply
5/17/2020 10:33	0:01	BS250	Data is not available	Data is not available	Oversupply
5/17/2020 10:33	0:01	ESA	Data is not available	Data is not available	Oversupply
5/17/2020 10:33	0:01	SSA3	0.0348	0.0100	Oversupply
5/17/2020 10:33	0:01	SSA2	0.0363	-0.0030	Oversupply
5/17/2020 10:34	0:01	KWP/II	0.0111	5.1654	Oversupply
5/17/2020 10:34	0:01	SSA3	0.0364	0.0250	Oversupply
5/17/2020 10:34	0:01	SSA2	0.0363	-0.0030	Oversupply
5/17/2020 10:34	0:01	SSA3	0.0356	0.1080	Oversupply
5/17/2020 10:35	0:01	SSA2	0.0363	0.0710	Oversupply
5/17/2020 10:35	0:01	SSA3	0.0356	0.3760	Oversupply
5/17/2020 10:36	0:01	SSA2	0.0363	0.2660	Oversupply
5/17/2020 10:36	0:01	SSA3	0.0364	0.6670	Oversupply
5/17/2020 10:37	0:01	SSA2	0.0363	0.5360	Oversupply
5/17/2020 10:37	0:01	SSA3	0.0348	0.0730	Oversupply
5/17/2020 10:37	0:01	SSA2	0.0363	0.0410	Oversupply
5/17/2020 10:38	0:01	SSA3	0.0371	0.0180	Oversupply
5/17/2020 10:38	1:22	KWP/II	9.3709	13.8227	Oversupply
5/17/2020 10:38	1:21	SSA2	3.8478	0.0280	Oversupply
5/17/2020 10:38	1:21	SSA3	3.8606	0.0240	Oversupply
5/17/2020 10:39	1:21	BS250	Data is not available	Data is not available	Oversupply
5/17/2020 10:39	1:21	ESA	Data is not available	Data is not available	Oversupply
5/17/2020 11:12	0:03	5A	Data is not available	Data is not available	Oversupply
5/17/2020 11:12	0:03	SAG	Data is not available	Data is not available	Oversupply
5/17/2020 11:28	0:01	5A	Data is not available	Data is not available	Oversupply
5/17/2020 11:28	0:01	SAG	Data is not available	Data is not available	Oversupply
5/17/2020 11:30	0:04	5A	Data is not available	Data is not available	Oversupply
5/17/2020 11:30	0:04	SAG	Data is not available	Data is not available	Oversupply
5/17/2020 11:45	0:02	5A	Data is not available	Data is not available	Oversupply
5/17/2020 11:45	0:02	SAG	Data is not available	Data is not available	Oversupply
5/17/2020 11:51	0:01	5A	Data is not available	Data is not available	Oversupply
5/17/2020 11:51	0:01	SAG	Data is not available	Data is not available	Oversupply
5/17/2020 11:59	0:01	SSA3	0.0370	0.2750	Oversupply
5/17/2020 12:00	0:01	SSA2	0.0415	-0.0030	Oversupply
5/17/2020 12:00	0:01	SSA3	0.0362	0.3840	Oversupply
5/17/2020 12:00	0:01	SSA2	0.0415	-0.0030	Oversupply
5/17/2020 12:01	1:16	SSA3	3.6139	0.0890	Oversupply
5/17/2020 12:01	1:16	SSA2	3.6393	-0.0030	Oversupply
5/17/2020 12:02	1:16	BS250	Data is not available	Data is not available	Oversupply
5/17/2020 12:02	1:16	ESA	Data is not available	Data is not available	Oversupply
5/17/2020 12:02	1:16	KWP/II	10.4454	13.3247	Oversupply
5/17/2020 12:21	0:02	5A	Data is not available	Data is not available	Oversupply
5/17/2020 12:21	0:02	SAG	Data is not available	Data is not available	Oversupply
5/17/2020 12:28	0:03	5A	Data is not available	Data is not available	Oversupply
5/17/2020 12:28	0:03	SAG	Data is not available	Data is not available	Oversupply
5/17/2020 12:32	0:10	5A	Data is not available	Data is not available	Oversupply
5/17/2020 12:32	0:10	SAG	Data is not available	Data is not available	Oversupply
5/17/2020 12:37	0:01	KWP	0.0018	6.5143	Oversupply
5/17/2020 12:40	0:01	KWP	0.0026	6.7780	Oversupply
5/17/2020 12:43	0:08	5A	Data is not available	Data is not available	Oversupply
5/17/2020 12:43	0:08	SAG	Data is not available	Data is not available	Oversupply
5/17/2020 12:44	0:01	KWP	0.0009	8.1495	Oversupply
5/17/2020 12:52	0:02	5A	Data is not available	Data is not available	Oversupply
5/17/2020 12:52	0:02	SAG	Data is not available	Data is not available	Oversupply
5/17/2020 12:52	0:01	KWP	0.0021	7.4637	Oversupply
5/17/2020 12:54	0:01	KWP	0.0009	7.7802	Oversupply
5/17/2020 12:55	0:03	5A	Data is not available	Data is not available	Oversupply
5/17/2020 12:55	0:03	SAG	Data is not available	Data is not available	Oversupply
5/17/2020 12:57	0:01	KWP	0.0009	7.5692	Oversupply
5/17/2020 13:00	0:03	5A	Data is not available	Data is not available	Oversupply
5/17/2020 13:00	0:03	SAG	Data is not available	Data is not available	Oversupply
5/17/2020 13:00	0:01	KWP	0.0026	7.8330	Oversupply
5/17/2020 13:05	0:01	5A	Data is not available	Data is not available	Oversupply
5/17/2020 13:05	0:01	SAG	Data is not available	Data is not available	Oversupply
5/17/2020 13:11	0:02	5A	Data is not available	Data is not available	Oversupply
5/17/2020 13:11	0:02	SAG	Data is not available	Data is not available	Oversupply
5/17/2020 13:17	0:01	SSA3	0.0333	0.0550	Oversupply



Maui Curtailment Report

May 2020

Start Date and Time	Duration (minutes)	IPP Curtailed	Estimated Curtailed MWH	Peak MW Curtailed	Reasons for Curtailment
5/17/2020 13:17	0:01	SSA2	0.0405	-0.0030	Oversupply
5/17/2020 13:18	0:01	SSA3	0.0340	0.7160	Oversupply
5/17/2020 13:18	0:01	SSA2	0.0413	-0.0030	Oversupply
5/17/2020 13:19	0:01	SSA3	0.0340	0.6960	Oversupply
5/17/2020 13:19	0:07	SSA2	0.3299	-0.0030	Oversupply
5/17/2020 13:19	0:07	SSA3	0.3061	0.2170	Oversupply
5/17/2020 13:20	0:07	BS250	Data is not available	Data is not available	Oversupply
5/17/2020 13:20	0:07	ESA	Data is not available	Data is not available	Oversupply
5/17/2020 13:20	0:07	KWP11	0.2012	5.7542	Oversupply
5/17/2020 13:26	0:01	SSA2	0.0413	-0.0030	Oversupply
5/17/2020 13:26	0:01	SSA3	0.0348	0.1370	Oversupply
5/17/2020 13:27	0:01	SSA2	0.0413	-0.0030	Oversupply
5/17/2020 13:27	0:01	SSA3	0.0340	0.5250	Oversupply
5/17/2020 13:28	0:01	SSA3	0.0340	0.8040	Oversupply
5/17/2020 13:28	0:01	SSA2	0.0413	-0.0030	Oversupply
5/17/2020 13:29	0:01	SSA3	0.0340	0.7870	Oversupply
5/17/2020 13:29	0:01	SSA2	0.0411	0.0850	Oversupply
5/17/2020 13:29	0:01	SSA3	0.0331	0.7250	Oversupply
5/17/2020 13:30	0:01	SSA2	0.0375	0.2990	Oversupply
5/17/2020 13:30	0:01	SSA3	0.0336	0.6020	Oversupply
5/17/2020 13:30	0:01	SSA2	0.0375	0.4730	Oversupply
5/17/2020 13:31	0:01	SSA3	0.0328	0.5220	Oversupply
5/17/2020 13:31	0:01	SSA2	0.0375	0.3900	Oversupply
5/17/2020 13:32	0:01	SSA3	0.0336	0.1160	Oversupply
5/17/2020 13:32	0:01	SSA2	0.0375	0.3210	Oversupply
5/17/2020 13:32	0:01	SSA3	0.0336	0.5740	Oversupply
5/17/2020 13:33	0:01	SSA2	0.0368	1.0950	Oversupply
5/17/2020 13:33	0:01	SSA3	0.0336	1.5490	Oversupply
5/17/2020 13:34	0:01	SSA2	0.0375	0.8730	Oversupply
5/17/2020 13:34	0:01	SSA3	0.0328	0.0720	Oversupply
5/17/2020 13:35	0:01	SSA2	0.0375	0.3690	Oversupply
5/17/2020 13:35	0:01	SSA3	0.0328	0.3110	Oversupply
5/17/2020 13:36	0:01	SSA3	0.0321	0.3920	Oversupply
5/17/2020 13:36	0:01	SSA2	0.0375	0.1800	Oversupply
5/17/2020 13:36	0:01	SSA3	0.0328	0.0720	Oversupply
5/17/2020 13:36	0:01	SSA2	0.0375	0.3080	Oversupply
5/17/2020 13:37	0:01	SSA3	0.0336	0.2000	Oversupply
5/17/2020 13:37	0:01	SSA2	0.0375	0.2010	Oversupply
5/17/2020 13:38	0:01	SSA3	0.0321	0.4200	Oversupply
5/17/2020 13:38	0:19	SSA2	0.8776	0.1430	Oversupply
5/17/2020 13:39	0:01	SSA3	0.0336	0.0270	Oversupply
5/17/2020 13:39	0:18	SSA3	0.8092	0.0030	Oversupply
5/17/2020 13:40	0:18	BS250	Data is not available	Data is not available	Oversupply
5/17/2020 13:40	0:18	ESA	Data is not available	Data is not available	Oversupply
5/17/2020 13:40	0:18	KWP11	1.2960	7.7052	Oversupply
5/17/2020 13:51	0:01	5A	Data is not available	Data is not available	Oversupply
5/17/2020 13:51	0:01	SAG	Data is not available	Data is not available	Oversupply
5/17/2020 13:51	0:01	KWP	0.0009	12.6857	Oversupply
5/17/2020 13:57	0:01	SSA3	0.0359	0.0320	Oversupply
5/17/2020 13:57	0:01	SSA2	0.0411	0.0370	Oversupply
5/17/2020 13:58	0:01	SSA3	0.0359	0.7870	Oversupply
5/17/2020 13:58	0:01	SSA2	0.0411	0.1410	Oversupply
5/17/2020 13:59	0:01	SSA3	0.0367	0.1790	Oversupply
5/17/2020 13:59	0:01	SSA2	0.0409	0.2460	Oversupply
5/17/2020 13:59	0:02	SSA3	0.1065	0.4470	Oversupply
5/17/2020 14:00	0:03	SSA2	0.1629	0.1090	Oversupply
5/17/2020 14:01	0:01	BS250	Data is not available	Data is not available	Oversupply
5/17/2020 14:01	0:06	ESA	Data is not available	Data is not available	Oversupply
5/17/2020 14:01	0:02	KWP11	0.0316	4.8291	Oversupply
5/17/2020 14:02	0:01	SSA3	0.0350	0.0000	Oversupply
5/17/2020 14:02	0:01	SSA3	0.0350	0.0020	Oversupply
5/17/2020 14:03	0:04	BS250	Data is not available	Data is not available	Oversupply
5/17/2020 14:03	0:01	SSA3	0.0358	-0.0050	Oversupply
5/17/2020 14:03	0:01	SSA2	0.0405	-0.0030	Oversupply
5/17/2020 14:04	0:03	SSA3	0.1422	0.0040	Oversupply
5/17/2020 14:04	0:03	SSA2	0.1216	0.0000	Oversupply
5/17/2020 14:05	0:03	KWP11	0.0305	5.6135	Oversupply
5/17/2020 14:07	0:01	SSA2	0.0405	0.0570	Oversupply
5/17/2020 14:07	0:01	SSA3	0.0350	0.1640	Oversupply
5/17/2020 14:08	0:01	SSA2	0.0405	0.3440	Oversupply
5/17/2020 14:08	0:01	SSA3	0.0358	0.4800	Oversupply
5/17/2020 14:09	0:01	SSA3	0.0358	0.1350	Oversupply
5/17/2020 14:09	0:01	SSA2	0.0398	0.0520	Oversupply
5/17/2020 14:09	0:01	SSA3	0.0350	0.2710	Oversupply
5/17/2020 14:09	0:01	SSA2	0.0405	0.0310	Oversupply



Maui Curtailment Report

May 2020

Start Date and Time	Duration (minutes)	IPP Curtailed	Estimated Curtailed MWH	Peak MW Curtailed	Reasons for Curtailment
5/17/2020 14:10	0:01	SSA3	0.0358	0.2080	Oversupply
5/17/2020 14:10	0:01	SSA2	0.0405	0.2900	Oversupply
5/17/2020 14:11	1:14	SSA3	3.5146	0.2340	Oversupply
5/17/2020 14:11	1:14	SSA2	3.4400	0.0210	Oversupply
5/17/2020 14:12	0:45	BS250	Data is not available	Data is not available	Oversupply
5/17/2020 14:12	1:13	ESA	Data is not available	Data is not available	Oversupply
5/17/2020 14:13	1:13	KWP/II	7.0103	11.5294	Oversupply
5/17/2020 14:42	0:03	5A	Data is not available	Data is not available	Oversupply
5/17/2020 14:42	0:03	SAG	Data is not available	Data is not available	Oversupply
5/17/2020 14:47	0:01	KWP	0.0018	14.5319	Oversupply
5/17/2020 14:49	0:01	5A	Data is not available	Data is not available	Oversupply
5/17/2020 14:49	0:01	SAG	Data is not available	Data is not available	Oversupply
5/17/2020 14:58	0:27	BS250	Data is not available	Data is not available	Oversupply
5/17/2020 15:25	0:01	SSA3	0.0368	-0.0010	Oversupply
5/17/2020 15:25	0:01	SSA2	0.0380	-0.0030	Oversupply
5/17/2020 15:25	0:01	SSA3	0.0360	0.1880	Oversupply
5/17/2020 15:25	0:01	SSA2	0.0380	-0.0020	Oversupply
5/17/2020 15:26	0:01	SSA3	0.0360	0.4750	Oversupply
5/17/2020 15:26	0:01	SSA2	0.0366	0.1030	Oversupply
5/17/2020 15:27	0:01	SSA3	0.0360	0.3830	Oversupply
5/17/2020 15:27	0:03	SSA2	0.1073	0.1200	Oversupply
5/17/2020 15:28	0:02	BS250	Data is not available	Data is not available	Oversupply
5/17/2020 15:28	0:02	ESA	Data is not available	Data is not available	Oversupply
5/17/2020 15:28	0:02	KWP/II	0.0136	8.0535	Oversupply
5/17/2020 15:28	0:02	SSA3	0.0728	0.0120	Oversupply
5/17/2020 15:29	0:01	SSA3	0.0256	0.0360	Oversupply
5/17/2020 15:30	0:01	SSA2	0.0154	0.0420	Oversupply
5/17/2020 15:30	0:01	SSA3	0.0178	0.1540	Oversupply
5/17/2020 15:31	0:01	SSA2	0.0154	0.1270	Oversupply
5/17/2020 15:31	0:01	SSA3	0.0178	0.9190	Oversupply
5/17/2020 15:32	0:01	SSA2	0.0154	0.1390	Oversupply
5/17/2020 15:32	0:01	SSA3	0.0170	1.7410	Oversupply
5/17/2020 15:32	0:01	SSA3	0.0170	1.8740	Oversupply
5/17/2020 15:32	0:01	SSA2	0.0148	0.1230	Oversupply
5/17/2020 15:33	0:01	SSA3	0.0174	0.6920	Oversupply
5/17/2020 15:33	0:01	SSA2	0.0148	0.1280	Oversupply
5/17/2020 15:34	0:01	SSA3	0.0174	0.3730	Oversupply
5/17/2020 15:34	0:01	SSA2	0.0154	0.2280	Oversupply
5/17/2020 15:35	0:01	SSA3	0.0178	1.2870	Oversupply
5/17/2020 15:35	0:01	SSA2	0.0154	0.5940	Oversupply
5/17/2020 15:35	0:01	SSA3	0.0174	0.1240	Oversupply
5/17/2020 16:39	0:01	SSA3	0.0083	1.4300	Oversupply
5/17/2020 16:39	0:01	SSA2	0.0038	1.8870	Oversupply
5/17/2020 16:39	0:01	SSA3	0.0083	1.4190	Oversupply
5/17/2020 16:40	0:01	SSA3	0.0083	1.4070	Oversupply
5/17/2020 16:41	0:06	17-2	0.0394	0.4120	Oversupply
5/17/2020 16:41	0:01	SSA3	0.0087	0.6330	Oversupply
5/17/2020 16:42	0:01	SSA3	0.0085	1.3550	Oversupply
5/17/2020 16:42	0:01	SSA2	0.0038	1.1350	Oversupply
5/17/2020 16:42	0:01	SSA3	0.0085	0.5450	Oversupply
5/17/2020 16:43	0:01	SSA3	0.0085	1.1270	Oversupply
5/17/2020 16:43	0:01	SSA2	0.0038	0.7290	Oversupply
5/17/2020 16:44	0:01	SSA3	0.0088	0.2140	Oversupply
5/17/2020 16:44	0:01	SSA2	0.0035	0.3770	Oversupply
5/17/2020 16:45	0:01	SSA3	0.0066	1.0590	Oversupply
5/17/2020 16:45	0:01	SSA2	0.0006	1.2700	Oversupply
5/17/2020 16:45	0:01	SSA3	0.0068	0.7410	Oversupply
5/17/2020 16:46	0:01	SSA2	0.0006	1.2810	Oversupply
5/17/2020 17:01	0:01	SSA3	0.0072	1.0820	Oversupply
5/17/2020 17:02	0:04	17-2	0.0152	0.3270	Oversupply
5/17/2020 17:02	0:02	SSA3	0.0146	1.0820	Oversupply
5/17/2020 17:02	0:01	SSA2	0.0027	1.5450	Oversupply
5/17/2020 17:03	0:01	SSA2	0.0027	0.1230	Oversupply
5/17/2020 17:04	0:01	SSA3	0.0072	0.5050	Oversupply
5/17/2020 17:04	0:01	SSA2	0.0027	0.3620	Oversupply
5/17/2020 17:04	0:01	SSA3	0.0074	0.6400	Oversupply
5/17/2020 17:07	0:01	SSA3	0.0074	1.0120	Oversupply
5/18/2020 7:20	0:01	SSA2	0.0036	0.4200	Oversupply
5/18/2020 7:20	0:02	SSA3	0.0279	0.6790	Oversupply
5/18/2020 7:21	0:09	BS250	Data is not available	Data is not available	Oversupply
5/18/2020 7:21	0:09	ESA	Data is not available	Data is not available	Oversupply
5/18/2020 7:21	0:09	SSA2	0.0364	0.0220	Oversupply
5/18/2020 7:22	0:08	17-2	0.0059	0.0510	Oversupply
5/18/2020 7:22	0:08	KWP/II	0.2056	11.9815	Oversupply
5/18/2020 7:23	0:01	SSA3	0.0090	0.0040	Oversupply



Maui Curtailment Report

May 2020

Start Date and Time	Duration (minutes)	IPP Curtailed	Estimated Curtailed MWH	Peak MW Curtailed	Reasons for Curtailment
5/18/2020 7:24	0:05	SSA3	0.0644	0.0050	Oversupply
5/18/2020 7:43	0:01	SSA3	0.0064	0.9970	Oversupply
5/18/2020 7:43	0:07	SSA2	0.0265	0.3860	Oversupply
5/18/2020 7:44	0:07	BS250	Data is not available	Data is not available	Oversupply
5/18/2020 7:44	0:07	ESA	Data is not available	Data is not available	Oversupply
5/18/2020 7:44	0:08	17-2	0.0152	0.1480	Oversupply
5/18/2020 7:44	0:07	SSA3	0.0937	0.3120	Oversupply
5/18/2020 7:45	0:07	KWPll	0.1310	9.1363	Oversupply
5/18/2020 7:50	0:01	SSA2	0.0036	0.0040	Oversupply
5/18/2020 8:19	0:01	SSA2	0.0099	0.7160	Oversupply
5/18/2020 8:20	0:50	17-2	0.1950	0.5940	Oversupply
5/18/2020 8:20	0:01	SSA2	0.0099	0.7970	Oversupply
5/18/2020 8:20	0:01	SSA3	0.0176	0.4630	Oversupply
5/18/2020 8:21	0:44	BS250	Data is not available	Data is not available	Oversupply
5/18/2020 8:21	0:44	ESA	Data is not available	Data is not available	Oversupply
5/18/2020 8:21	0:37	SSA2	0.5009	0.0140	Oversupply
5/18/2020 8:21	0:37	SSA3	1.2943	0.0270	Oversupply
5/18/2020 8:22	0:44	KWPll	2.7576	17.1149	Oversupply
5/18/2020 8:58	0:07	SSA2	0.0674	0.0030	Oversupply
5/18/2020 8:58	0:07	SSA3	0.2286	0.0180	Oversupply
5/18/2020 9:05	0:01	SSA2	0.0079	0.0710	Oversupply
5/18/2020 9:05	0:01	SSA3	0.0251	0.0970	Oversupply
5/18/2020 9:06	0:01	SSA3	0.0251	0.7490	Oversupply
5/18/2020 9:06	0:01	SSA2	0.0079	0.4340	Oversupply
5/18/2020 9:06	0:01	SSA3	0.0257	0.9560	Oversupply
5/18/2020 9:06	0:01	SSA2	0.0079	0.2810	Oversupply
5/18/2020 9:07	0:01	SSA3	0.0257	0.0390	Oversupply
5/18/2020 9:07	0:01	SSA2	0.0079	0.3020	Oversupply
5/18/2020 9:08	0:01	SSA3	0.0246	0.9480	Oversupply
5/18/2020 9:08	0:01	SSA2	0.0079	0.5970	Oversupply
5/18/2020 9:12	0:01	SSA3	0.0262	2.1700	Oversupply
5/18/2020 9:12	0:01	SSA2	0.0076	0.6150	Oversupply
5/18/2020 9:13	0:02	17-2	0.0083	0.3590	Oversupply
5/18/2020 9:13	0:01	SSA3	0.0251	2.1680	Oversupply
5/18/2020 9:29	0:01	SSA2	-0.0008	0.9010	Oversupply
5/18/2020 9:29	0:01	SSA3	0.0096	2.3240	Oversupply
5/18/2020 9:30	0:01	17-2	0.0048	0.2900	Oversupply
5/18/2020 9:36	0:01	SSA2	0.0006	1.0490	Oversupply
5/18/2020 9:36	0:01	SSA3	0.0136	2.3960	Oversupply
5/18/2020 9:37	0:01	17-2	0.0052	0.3170	Oversupply
5/18/2020 9:37	0:01	SSA3	0.0133	0.1220	Oversupply
5/18/2020 9:38	0:01	SSA3	0.0133	1.2470	Oversupply
5/18/2020 9:38	0:01	SSA2	0.0006	0.7250	Oversupply
5/18/2020 9:39	0:02	17-2	0.0078	0.2550	Oversupply
5/18/2020 9:39	0:01	SSA3	0.0136	2.2600	Oversupply
5/18/2020 9:48	0:01	17-2	0.0004	0.2880	Oversupply
5/18/2020 9:50	0:01	SSA3	0.0136	2.5350	Oversupply
5/18/2020 9:50	0:01	SSA2	0.0024	1.1860	Oversupply
5/18/2020 9:51	0:10	17-2	0.0623	0.7500	Oversupply
5/18/2020 9:51	0:01	SSA3	0.0133	0.0160	Oversupply
5/18/2020 9:51	0:01	SSA2	0.0024	0.8390	Oversupply
5/18/2020 9:52	0:01	SSA3	0.0127	0.6730	Oversupply
5/18/2020 9:52	0:01	SSA2	0.0024	1.0090	Oversupply
5/18/2020 9:53	0:01	SSA3	0.0133	2.3360	Oversupply
5/18/2020 9:53	0:01	SSA2	0.0024	0.9170	Oversupply
5/18/2020 9:54	0:01	SSA3	0.0130	1.3820	Oversupply
5/18/2020 9:54	0:01	SSA2	0.0024	0.2410	Oversupply
5/18/2020 9:54	0:01	SSA3	0.0130	0.5650	Oversupply
5/18/2020 9:55	0:01	SSA3	0.0133	1.4720	Oversupply
5/18/2020 9:57	0:01	SSA2	0.0024	1.6420	Oversupply
5/18/2020 9:57	0:01	SSA3	0.0133	2.5850	Oversupply
5/18/2020 9:57	0:01	SSA3	0.0133	2.6020	Oversupply
5/18/2020 9:57	0:01	SSA2	0.0024	1.7830	Oversupply
5/18/2020 9:58	0:01	SSA3	0.0127	0.2510	Oversupply
5/18/2020 9:58	0:01	SSA2	0.0024	0.7780	Oversupply
5/18/2020 9:59	0:01	SSA3	0.0118	0.2600	Oversupply
5/18/2020 9:59	0:01	SSA2	0.0024	0.4200	Oversupply
5/18/2020 10:00	0:01	SSA3	0.0078	1.3650	Oversupply
5/18/2020 10:02	0:01	SSA2	0.0025	1.2790	Oversupply
5/18/2020 10:02	0:01	SSA3	0.0078	2.6260	Oversupply
5/18/2020 10:03	0:01	17-2	0.0062	0.3770	Oversupply
5/18/2020 10:05	0:05	17-2	0.0183	0.4360	Oversupply
5/18/2020 10:06	0:01	SSA3	0.0080	2.6650	Oversupply
5/18/2020 10:06	0:01	SSA2	0.0025	1.1290	Oversupply
5/18/2020 10:07	0:01	SSA3	0.0078	0.9310	Oversupply



Maui Curtailment Report

May 2020

Start Date and Time	Duration (minutes)	IPP Curtailed	Estimated Curtailed MWH	Peak MW Curtailed	Reasons for Curtailment
5/18/2020 10:07	0:01	SSA2	0.0025	0.0740	Oversupply
5/18/2020 10:07	0:01	SSA3	0.0078	1.3360	Oversupply
5/18/2020 10:08	0:01	SSA2	0.0025	0.9410	Oversupply
5/18/2020 10:13	0:01	SSA3	0.0080	2.8000	Oversupply
5/18/2020 10:13	0:01	SSA2	0.0025	1.3680	Oversupply
5/18/2020 10:14	0:12	17-2	0.0611	0.4850	Oversupply
5/18/2020 10:14	0:01	SSA3	0.0081	2.1760	Oversupply
5/18/2020 10:14	0:01	SSA2	0.0048	0.0490	Oversupply
5/18/2020 10:14	0:01	SSA3	0.0170	0.0190	Oversupply
5/18/2020 10:15	0:01	SSA2	0.0110	0.8680	Oversupply
5/18/2020 10:15	0:01	SSA3	0.0182	0.2100	Oversupply
5/18/2020 10:16	0:01	SSA2	0.0110	0.1070	Oversupply
5/18/2020 10:16	0:01	SSA3	0.0182	0.1690	Oversupply
5/18/2020 10:17	0:01	SSA2	0.0110	0.0260	Oversupply
5/18/2020 10:17	0:01	KWP/II	0.0003	8.6173	Oversupply
5/18/2020 10:17	0:01	SSA3	0.0186	0.0310	Oversupply
5/18/2020 10:17	0:01	SSA2	0.0108	0.0780	Oversupply
5/18/2020 10:18	0:01	SSA3	0.0186	0.4750	Oversupply
5/18/2020 10:18	0:01	SSA2	0.0110	0.0890	Oversupply
5/18/2020 10:18	0:01	SSA3	0.0182	0.3560	Oversupply
5/18/2020 10:19	0:01	SSA3	0.0178	0.9620	Oversupply
5/18/2020 10:19	0:01	SSA2	0.0110	0.1170	Oversupply
5/18/2020 10:20	0:01	SSA3	0.0186	1.6690	Oversupply
5/18/2020 10:20	0:01	SSA2	0.0110	0.1170	Oversupply
5/18/2020 10:21	0:01	SSA3	0.0186	1.5010	Oversupply
5/18/2020 10:21	0:01	SSA2	0.0110	0.1310	Oversupply
5/18/2020 10:21	0:01	SSA3	0.0182	0.9310	Oversupply
5/18/2020 10:22	0:01	SSA2	0.0110	0.1110	Oversupply
5/18/2020 10:22	0:01	SSA3	0.0182	0.5720	Oversupply
5/18/2020 10:23	0:01	SSA2	0.0110	0.2760	Oversupply
5/18/2020 10:23	0:01	SSA3	0.0182	0.6600	Oversupply
5/18/2020 10:23	0:01	SSA2	0.0110	0.6920	Oversupply
5/18/2020 10:24	0:01	SSA3	0.0182	1.9190	Oversupply
5/18/2020 10:27	0:01	17-2	0.0014	0.3440	Oversupply
5/18/2020 10:29	0:01	17-2	0.0001	0.5040	Oversupply
5/18/2020 11:36	0:01	SSA2	0.0010	1.7630	Oversupply
5/18/2020 11:36	0:01	SSA3	0.0082	1.7080	Oversupply
5/18/2020 11:37	0:02	17-2	0.0097	0.3300	Oversupply
5/18/2020 11:37	0:01	SSA2	0.0010	0.5300	Oversupply
5/18/2020 11:37	0:01	SSA3	0.0075	1.7260	Oversupply
5/18/2020 13:09	0:01	SSA3	0.0075	1.7220	Oversupply
5/18/2020 13:09	0:01	SSA2	0.0016	1.4520	Oversupply
5/18/2020 13:10	0:01	SSA3	0.0075	1.7450	Oversupply
5/18/2020 13:10	0:01	SSA2	0.0016	0.2650	Oversupply
5/18/2020 13:11	0:02	17-2	0.0220	0.7500	Oversupply
5/18/2020 13:11	0:01	SSA3	0.0075	0.5960	Oversupply
5/18/2020 13:11	0:01	SSA2	0.0016	0.2010	Oversupply
5/18/2020 13:22	0:01	17-2	0.0070	0.7500	Oversupply
5/18/2020 14:00	0:02	17-2	0.0057	0.4640	Oversupply
5/18/2020 14:00	0:01	SSA2	0.0007	1.2250	Oversupply
5/18/2020 14:00	0:01	SSA3	0.0068	2.3850	Oversupply
5/18/2020 14:01	0:01	SSA2	0.0007	0.1590	Oversupply
5/18/2020 14:05	0:01	17-2	0.0017	0.3940	Oversupply
5/18/2020 14:07	0:01	17-2	0.0004	0.7500	Oversupply
5/18/2020 14:12	0:01	SSA3	0.0069	2.9390	Oversupply
5/18/2020 14:13	0:12	17-2	0.0737	0.7500	Oversupply
5/18/2020 14:13	0:01	SSA3	0.0069	1.4990	Oversupply
5/18/2020 14:13	0:01	SSA2	0.0007	1.0590	Oversupply
5/18/2020 14:14	0:01	SSA3	0.0123	0.9140	Oversupply
5/18/2020 14:14	0:01	SSA2	0.0074	0.0870	Oversupply
5/18/2020 14:15	0:01	SSA3	0.0098	0.0370	Oversupply
5/18/2020 14:15	0:03	SSA2	0.0358	0.0330	Oversupply
5/18/2020 14:16	0:04	5A	Data is not available	Data is not available	Oversupply
5/18/2020 14:16	0:04	BS250	Data is not available	Data is not available	Oversupply
5/18/2020 14:16	0:04	ESA	Data is not available	Data is not available	Oversupply
5/18/2020 14:16	0:04	SAG	Data is not available	Data is not available	Oversupply
5/18/2020 14:16	0:01	KWP/II	0.0006	0.0359	Oversupply
5/18/2020 14:16	0:01	SSA3	0.0098	0.0090	Oversupply
5/18/2020 14:16	0:02	SSA3	0.0294	0.0060	Oversupply
5/18/2020 14:18	0:01	KWP	0.0018	4.2989	Oversupply
5/18/2020 14:19	0:01	SSA2	0.0089	-0.0030	Oversupply
5/18/2020 14:19	0:01	SSA3	0.0096	0.0090	Oversupply
5/18/2020 14:19	0:01	SSA2	0.0089	-0.0030	Oversupply
5/18/2020 14:20	0:01	SSA3	0.0098	0.2260	Oversupply
5/18/2020 14:20	0:01	SSA2	0.0089	0.0060	Oversupply



Maui Curtailment Report

May 2020

Start Date and Time	Duration (minutes)	IPP Curtailed	Estimated Curtailed MWH	Peak MW Curtailed	Reasons for Curtailment
5/18/2020 14:20	0:01	SSA3	0.0096	0.1200	Oversupply
5/18/2020 14:21	0:01	SSA3	0.0094	0.3160	Oversupply
5/18/2020 14:21	0:01	SSA2	0.0089	0.1470	Oversupply
5/18/2020 14:40	0:01	SSA3	0.0078	2.5880	Oversupply
5/18/2020 14:41	0:01	17-2	0.0042	0.2560	Oversupply
5/19/2020 0:43	0:09	KWPPII	0.2583	19.1587	Oversupply
5/19/2020 0:53	4:29	KWPPII	28.0111	19.2106	Oversupply
5/19/2020 5:27	0:01	KWPPII	0.0081	19.2106	Oversupply
5/19/2020 5:58	0:12	BS250	Data is not available	Data is not available	Oversupply
5/19/2020 5:58	0:12	ESA	Data is not available	Data is not available	Oversupply
5/19/2020 6:00	0:03	KWPPII	0.0227	19.1877	Oversupply
5/19/2020 6:04	0:06	KWPPII	0.0885	19.2096	Oversupply
5/19/2020 6:13	0:01	BS250	Data is not available	Data is not available	Oversupply
5/19/2020 6:13	0:01	ESA	Data is not available	Data is not available	Oversupply
5/19/2020 6:13	0:01	SSA3	0.0005	0.0360	Oversupply
5/19/2020 6:35	0:19	SSA2	0.0374	0.0760	Oversupply
5/19/2020 6:35	0:19	SSA3	0.1102	0.1040	Oversupply
5/19/2020 6:36	0:19	BS250	Data is not available	Data is not available	Oversupply
5/19/2020 6:36	0:19	ESA	Data is not available	Data is not available	Oversupply
5/19/2020 6:37	0:18	17-2	0.0146	0.1220	Oversupply
5/19/2020 6:38	0:16	KWPPII	0.3311	19.2106	Oversupply
5/19/2020 7:01	0:04	17-2	0.0016	0.0570	Oversupply
5/19/2020 7:01	0:01	SSA2	0.0032	0.1330	Oversupply
5/19/2020 7:02	0:01	SSA2	0.0032	0.1420	Oversupply
5/19/2020 7:02	0:01	SSA3	0.0044	0.5520	Oversupply
5/19/2020 7:03	0:01	SSA3	0.0044	0.1710	Oversupply
5/19/2020 7:13	0:01	SSA3	0.0043	0.5580	Oversupply
5/19/2020 7:14	0:01	SSA3	0.0044	0.1420	Oversupply
5/19/2020 7:14	0:01	SSA2	0.0040	0.0580	Oversupply
5/19/2020 7:14	0:32	SSA3	0.5960	0.3250	Oversupply
5/19/2020 7:15	0:30	BS250	Data is not available	Data is not available	Oversupply
5/19/2020 7:15	0:30	ESA	Data is not available	Data is not available	Oversupply
5/19/2020 7:15	7:50	17-2	3.1393	0.7500	Oversupply
5/19/2020 7:15	0:29	SSA2	0.3070	0.0020	Oversupply
5/19/2020 7:17	0:27	KWPPII	1.3498	19.1727	Oversupply
5/19/2020 7:44	0:01	SSA2	0.0103	0.0020	Oversupply
5/19/2020 7:45	0:03	KWPPII	0.0102	19.2027	Oversupply
5/19/2020 7:45	0:02	SSA2	0.0257	0.0070	Oversupply
5/19/2020 7:46	0:01	BS250	Data is not available	Data is not available	Oversupply
5/19/2020 7:46	0:01	ESA	Data is not available	Data is not available	Oversupply
5/19/2020 7:47	0:01	SSA3	0.0194	0.1450	Oversupply
5/19/2020 7:47	0:01	SSA2	0.0128	0.0290	Oversupply
5/19/2020 7:48	0:15	SSA3	0.3721	0.0130	Oversupply
5/19/2020 7:48	0:16	SSA2	0.2302	0.1090	Oversupply
5/19/2020 7:49	0:15	BS250	Data is not available	Data is not available	Oversupply
5/19/2020 7:49	0:15	ESA	Data is not available	Data is not available	Oversupply
5/19/2020 7:50	0:14	KWPPII	0.4572	19.2086	Oversupply
5/19/2020 8:03	0:01	SSA3	0.0160	0.0000	Oversupply
5/19/2020 8:03	0:01	SSA2	0.0129	0.1550	Oversupply
5/19/2020 8:04	0:01	SSA3	0.0160	0.3600	Oversupply
5/19/2020 8:04	0:01	SSA2	0.0129	0.7340	Oversupply
5/19/2020 8:06	0:01	SSA2	0.0129	0.8930	Oversupply
5/19/2020 8:06	0:01	SSA3	0.0164	0.3720	Oversupply
5/19/2020 8:07	0:01	SSA2	0.0129	0.0490	Oversupply
5/19/2020 8:07	0:01	SSA3	0.0167	0.3420	Oversupply
5/19/2020 8:08	0:01	SSA2	0.0129	0.3900	Oversupply
5/19/2020 8:08	0:08	SSA3	0.1797	0.0470	Oversupply
5/19/2020 8:08	0:01	SSA2	0.0129	0.1750	Oversupply
5/19/2020 8:09	2:26	SSA2	4.8551	0.3030	Oversupply
5/19/2020 8:10	0:06	BS250	Data is not available	Data is not available	Oversupply
5/19/2020 8:10	0:06	ESA	Data is not available	Data is not available	Oversupply
5/19/2020 8:12	0:05	KWPPII	0.0282	19.2037	Oversupply
5/19/2020 8:16	0:01	SSA3	0.0259	0.0010	Oversupply
5/19/2020 8:16	2:19	SSA3	6.1714	0.0450	Oversupply
5/19/2020 8:17	2:19	BS250	Data is not available	Data is not available	Oversupply
5/19/2020 8:17	2:19	ESA	Data is not available	Data is not available	Oversupply
5/19/2020 8:19	0:03	KWPPII	0.0167	19.1937	Oversupply
5/19/2020 8:23	2:13	KWPPII	21.6950	19.1927	Oversupply
5/19/2020 10:24	0:05	AWE	0.0752	3.4000	Oversupply
5/19/2020 10:32	0:01	AWE	0.0097	4.9000	Oversupply
5/19/2020 10:36	0:01	SSA2	0.0354	0.2590	Oversupply
5/19/2020 10:36	0:01	SSA3	0.0334	0.2140	Oversupply
5/19/2020 10:37	1:02	SSA3	2.9460	1.5390	Oversupply
5/19/2020 10:37	1:02	SSA2	2.9266	2.0410	Oversupply
5/19/2020 10:38	1:02	BS250	Data is not available	Data is not available	Oversupply



Maui Curtailment Report

May 2020

Start Date and Time	Duration (minutes)	IPP Curtailed	Estimated Curtailed MWH	Peak MW Curtailed	Reasons for Curtailment
5/19/2020 10:38	1:02	ESA	Data is not available	Data is not available	Oversupply
5/19/2020 10:39	1:01	KWPPII	17.3187	19.1228	Oversupply
5/19/2020 10:53	0:07	AWE	0.0968	9.3000	Oversupply
5/19/2020 11:01	0:04	AWE	0.0154	9.8000	Oversupply
5/19/2020 11:06	0:03	AWE	0.0727	13.2000	Oversupply
5/19/2020 11:11	0:01	AWE	0.0035	12.9000	Oversupply
5/19/2020 11:13	0:23	AWE	1.3425	17.6000	Oversupply
5/19/2020 11:40	0:01	SSA2	0.0412	0.1370	Oversupply
5/19/2020 11:40	0:01	SSA3	0.0363	0.2510	Oversupply
5/19/2020 11:40	0:21	SSA3	0.9891	0.1050	Oversupply
5/19/2020 11:40	0:21	SSA2	0.9897	0.0650	Oversupply
5/19/2020 11:41	0:20	BS250	Data is not available	Data is not available	Oversupply
5/19/2020 11:41	0:20	ESA	Data is not available	Data is not available	Oversupply
5/19/2020 11:42	0:20	KWPPII	5.9304	19.1887	Oversupply
5/19/2020 11:43	0:02	AWE	0.0084	17.1000	Oversupply
5/19/2020 11:46	0:08	AWE	0.2035	17.3000	Oversupply
5/19/2020 12:01	0:01	SSA3	0.0354	0.2560	Oversupply
5/19/2020 12:01	0:01	SSA2	0.0379	0.4690	Oversupply
5/19/2020 12:02	0:01	SSA3	0.0354	1.2450	Oversupply
5/19/2020 12:02	0:01	SSA2	0.0394	1.3740	Oversupply
5/19/2020 12:03	3:08	BS250	Data is not available	Data is not available	Oversupply
5/19/2020 12:03	3:08	ESA	Data is not available	Data is not available	Oversupply
5/19/2020 12:03	3:08	SSA3	8.9474	0.7400	Oversupply
5/19/2020 12:03	3:08	SSA2	8.9487	0.6100	Oversupply
5/19/2020 12:04	3:01	KWPPII	55.7924	19.2047	Oversupply
5/19/2020 12:06	0:12	AWE	0.3771	18.1000	Oversupply
5/19/2020 12:20	1:58	AWE	11.0977	19.1000	Oversupply
5/19/2020 14:19	0:09	AWE	0.1643	19.1000	Oversupply
5/19/2020 14:29	0:13	AWE	0.2326	19.3000	Oversupply
5/19/2020 14:43	0:08	AWE	0.3269	17.2000	Oversupply
5/19/2020 14:52	0:01	AWE	0.0047	14.8000	Oversupply
5/19/2020 14:57	0:01	AWE	0.0027	16.8000	Oversupply
5/19/2020 15:01	0:03	AWE	0.0421	18.0000	Oversupply
5/19/2020 15:06	0:01	AWE	0.0161	17.7000	Oversupply
5/19/2020 15:06	0:05	KWPPII	1.2733	19.1558	Oversupply
5/19/2020 15:06	1:47	17-2	0.5746	0.7500	Oversupply
5/19/2020 15:10	0:01	SSA3	0.0371	0.0590	Oversupply
5/19/2020 15:11	0:01	SSA2	0.0409	0.2370	Oversupply
5/19/2020 15:11	0:25	SSA3	1.1909	0.4130	Oversupply
5/19/2020 15:12	0:25	BS250	Data is not available	Data is not available	Oversupply
5/19/2020 15:12	0:25	ESA	Data is not available	Data is not available	Oversupply
5/19/2020 15:12	0:26	KWPPII	4.4492	19.1627	Oversupply
5/19/2020 15:12	0:25	SSA2	1.1507	0.2170	Oversupply
5/19/2020 15:36	0:01	SSA3	0.0356	0.0270	Oversupply
5/19/2020 15:37	0:01	SSA2	0.0379	0.2770	Oversupply
5/19/2020 15:37	0:01	SSA3	0.0341	0.3420	Oversupply
5/19/2020 15:38	0:01	SSA2	0.0379	0.3280	Oversupply
5/19/2020 15:38	0:01	SSA3	0.0356	0.7720	Oversupply
5/19/2020 15:38	0:01	SSA2	0.0379	0.4640	Oversupply
5/19/2020 15:39	0:01	SSA3	0.0341	0.3010	Oversupply
5/19/2020 15:39	0:09	SSA2	0.4199	0.0340	Oversupply
5/19/2020 15:39	0:10	SSA3	0.4380	0.0330	Oversupply
5/19/2020 15:40	0:10	BS250	Data is not available	Data is not available	Oversupply
5/19/2020 15:40	0:10	ESA	Data is not available	Data is not available	Oversupply
5/19/2020 15:41	0:09	KWPPII	0.4318	19.2066	Oversupply
5/19/2020 15:49	0:01	SSA2	0.0390	0.0180	Oversupply
5/19/2020 15:50	0:01	SSA3	0.0309	0.2550	Oversupply
5/19/2020 15:50	0:01	SSA2	0.0375	0.5200	Oversupply
5/19/2020 15:50	0:01	SSA3	0.0309	0.4030	Oversupply
5/19/2020 15:51	0:03	SSA2	0.1170	0.0990	Oversupply
5/19/2020 15:51	0:02	SSA3	0.0632	0.0320	Oversupply
5/19/2020 15:52	0:01	BS250	Data is not available	Data is not available	Oversupply
5/19/2020 15:52	0:01	ESA	Data is not available	Data is not available	Oversupply
5/19/2020 15:52	0:02	KWPPII	0.0103	18.9841	Oversupply
5/19/2020 15:53	0:01	SSA3	0.0323	0.0050	Oversupply
5/19/2020 15:53	0:01	SSA2	0.0390	0.1340	Oversupply
5/19/2020 15:53	0:01	SSA3	0.0309	0.2960	Oversupply
5/19/2020 15:54	0:47	SSA2	1.6410	0.2230	Oversupply
5/19/2020 15:54	0:47	SSA3	1.4107	0.0830	Oversupply
5/19/2020 15:55	0:47	BS250	Data is not available	Data is not available	Oversupply
5/19/2020 15:55	0:47	ESA	Data is not available	Data is not available	Oversupply
5/19/2020 15:56	0:46	KWPPII	3.8879	19.2106	Oversupply
5/19/2020 16:41	0:01	SSA2	0.0293	-0.0010	Oversupply
5/19/2020 16:41	0:01	SSA3	0.0224	0.1940	Oversupply
5/19/2020 16:42	0:01	SSA2	0.0293	0.4060	Oversupply



Maui Curtailment Report

May 2020

Start Date and Time	Duration (minutes)	IPP Curtailed	Estimated Curtailed MWH	Peak MW Curtailed	Reasons for Curtailment
5/19/2020 16:42	0:01	SSA3	0.0220	0.9220	Oversupply
5/19/2020 16:42	0:01	SSA2	0.0293	0.8800	Oversupply
5/19/2020 16:42	0:01	SSA3	0.0224	0.7750	Oversupply
5/19/2020 16:43	0:01	SSA3	0.0224	0.8570	Oversupply
5/19/2020 16:43	0:01	SSA2	0.0293	0.9290	Oversupply
5/19/2020 16:44	0:01	SSA3	0.0219	0.4230	Oversupply
5/19/2020 16:44	0:01	SSA2	0.0239	0.8990	Oversupply
5/19/2020 16:45	0:01	SSA3	0.0085	0.4680	Oversupply
5/19/2020 16:45	0:01	SSA2	0.0165	1.1430	Oversupply
5/19/2020 16:46	0:01	SSA3	0.0085	0.3400	Oversupply
5/19/2020 16:46	0:01	SSA2	0.0165	0.3470	Oversupply
5/19/2020 16:46	0:02	SSA3	0.0169	0.0200	Oversupply
5/19/2020 16:47	0:01	BS250	Data is not available	Data is not available	Oversupply
5/19/2020 16:47	0:01	ESA	Data is not available	Data is not available	Oversupply
5/19/2020 16:47	0:01	SSA2	0.0165	0.0300	Oversupply
5/19/2020 16:48	0:01	SSA2	0.0165	-0.0020	Oversupply
5/19/2020 16:48	0:01	SSA3	0.0083	0.0170	Oversupply
5/19/2020 16:49	0:01	SSA2	0.0165	0.0470	Oversupply
5/19/2020 16:49	0:01	SSA3	0.0083	0.1120	Oversupply
5/19/2020 16:49	0:01	SSA2	0.0165	0.1150	Oversupply
5/19/2020 16:49	0:01	SSA3	0.0085	0.3800	Oversupply
5/19/2020 16:50	0:01	SSA3	0.0081	0.4410	Oversupply
5/19/2020 16:50	0:01	SSA2	0.0165	0.1240	Oversupply
5/19/2020 16:51	0:01	SSA3	0.0085	0.3600	Oversupply
5/19/2020 16:51	0:01	SSA2	0.0165	0.1430	Oversupply
5/19/2020 16:52	0:01	SSA2	0.0165	0.1240	Oversupply
5/19/2020 16:53	0:01	SSA3	0.0085	0.5360	Oversupply
5/19/2020 16:53	0:01	SSA3	0.0085	0.4120	Oversupply
5/19/2020 16:54	0:02	17-2	0.0034	0.1170	Oversupply
5/19/2020 16:54	0:01	SSA2	0.0165	0.7080	Oversupply
5/19/2020 16:54	0:01	SSA3	0.0083	0.2810	Oversupply
5/19/2020 16:55	0:01	SSA2	0.0162	0.9390	Oversupply
5/19/2020 17:01	0:01	SSA3	0.0057	0.3680	Oversupply
5/19/2020 17:05	0:01	SSA3	0.0057	1.1450	Oversupply
5/19/2020 17:06	0:01	17-2	0.0001	0.0890	Oversupply
5/19/2020 17:06	0:01	SSA3	0.0058	0.2260	Oversupply
5/19/2020 17:08	0:01	17-2	0.0020	0.1250	Oversupply
5/19/2020 17:10	0:01	SSA2	0.0035	1.7590	Oversupply
5/19/2020 17:11	0:01	SSA3	0.0060	0.9990	Oversupply
5/19/2020 17:11	0:01	SSA2	0.0036	0.8680	Oversupply
5/19/2020 17:12	0:02	17-2	0.0045	0.1530	Oversupply
5/19/2020 17:12	0:01	SSA3	0.0057	0.0920	Oversupply
5/19/2020 22:06	0:02	KWP11	0.0095	19.1897	Oversupply
5/19/2020 22:11	0:04	KWP11	0.0404	19.1917	Oversupply
5/19/2020 22:16	0:03	KWP11	0.0153	19.1897	Oversupply
5/19/2020 22:29	0:01	KWP11	0.0006	19.2086	Oversupply
5/19/2020 22:32	0:37	KWP11	2.9003	19.2086	Oversupply
5/19/2020 23:20	0:01	KWP11	0.0224	19.0979	Oversupply
5/19/2020 23:22	0:01	KWP11	0.0076	19.0500	Oversupply
5/19/2020 23:26	0:01	KWP11	0.0016	18.8184	Oversupply
5/19/2020 23:29	0:05	KWP11	0.0411	18.8075	Oversupply
5/19/2020 23:36	0:34	KWP11	2.0791	19.1777	Oversupply
5/20/2020 0:13	0:01	KWP11	0.0016	18.5749	Oversupply
5/20/2020 0:32	0:12	KWP11	0.5780	19.2086	Oversupply
5/20/2020 1:01	0:37	KWP11	1.1128	19.2106	Oversupply
5/20/2020 1:52	2:11	KWP11	11.1271	19.2106	Oversupply
5/20/2020 4:05	0:01	KWP11	0.0049	18.9482	Oversupply
5/20/2020 4:21	0:35	KWP11	1.2468	19.2106	Oversupply
5/20/2020 5:26	0:11	KWP11	0.2554	19.2106	Oversupply
5/20/2020 5:38	0:01	KWP11	0.0034	19.2106	Oversupply
5/20/2020 6:17	0:01	AWE	0.0017	0.1000	Oversupply
5/20/2020 6:19	0:01	17-2	0.0002	0.0290	Oversupply
5/20/2020 6:22	0:01	17-2	0.0001	0.0290	Oversupply
5/20/2020 6:23	0:03	SSA3	0.0065	0.0750	Oversupply
5/20/2020 6:23	0:03	SSA2	0.0014	0.0620	Oversupply
5/20/2020 6:24	0:02	BS250	Data is not available	Data is not available	Oversupply
5/20/2020 6:24	0:02	ESA	Data is not available	Data is not available	Oversupply
5/20/2020 6:24	0:04	17-2	0.0018	0.0290	Oversupply
5/20/2020 6:25	0:02	KWP11	0.0114	19.1917	Oversupply
5/20/2020 6:33	0:10	ESA	Data is not available	Data is not available	Oversupply
5/20/2020 6:33	0:10	SSA2	0.0112	0.0730	Oversupply
5/20/2020 6:33	0:10	SSA3	0.0469	0.0990	Oversupply
5/20/2020 6:34	0:09	BS250	Data is not available	Data is not available	Oversupply
5/20/2020 6:34	0:10	17-2	0.0046	0.0620	Oversupply
5/20/2020 6:35	0:08	KWP11	0.2481	19.2017	Oversupply



Maui Curtailment Report

May 2020

Start Date and Time	Duration (minutes)	IPP Curtailed	Estimated Curtailed MWH	Peak MW Curtailed	Reasons for Curtailment
5/20/2020 6:43	0:01	SSA3	0.0037	0.2090	Oversupply
5/20/2020 6:46	0:03	17-2	0.0012	0.0620	Oversupply
5/20/2020 6:46	0:02	SSA3	0.0179	0.2190	Oversupply
5/20/2020 6:46	0:01	SSA2	0.0013	0.0890	Oversupply
5/20/2020 6:47	0:01	BS250	Data is not available	Data is not available	Oversupply
5/20/2020 6:47	0:01	ESA	Data is not available	Data is not available	Oversupply
5/20/2020 6:48	0:01	SSA3	0.0059	0.0590	Oversupply
5/20/2020 6:48	0:01	SSA2	0.0014	0.0910	Oversupply
5/20/2020 6:49	1:59	SSA3	2.7968	0.0910	Oversupply
5/20/2020 6:50	9:24	17-2	3.5855	0.7500	Oversupply
5/20/2020 6:50	0:01	SSA2	0.0013	0.0250	Oversupply
5/20/2020 6:51	0:01	SSA2	0.0013	0.0080	Oversupply
5/20/2020 6:52	1:01	BS250	Data is not available	Data is not available	Oversupply
5/20/2020 6:52	1:56	ESA	Data is not available	Data is not available	Oversupply
5/20/2020 6:52	1:56	SSA2	1.5918	0.0020	Oversupply
5/20/2020 6:53	1:55	KWPPII	20.1736	19.2106	Oversupply
5/20/2020 8:13	0:23	AWE	0.9968	15.7000	Oversupply
5/20/2020 8:38	0:06	AWE	0.1403	12.5000	Oversupply
5/20/2020 8:48	0:01	SSA3	0.0305	0.1380	Oversupply
5/20/2020 8:48	0:01	SSA2	0.0211	0.0720	Oversupply
5/20/2020 8:48	0:01	SSA3	0.0305	0.6100	Oversupply
5/20/2020 8:48	0:01	SSA2	0.0211	0.1010	Oversupply
5/20/2020 8:49	0:01	SSA3	0.0305	0.9880	Oversupply
5/20/2020 8:49	5:54	SSA2	15.1314	0.1080	Oversupply
5/20/2020 8:50	5:53	BS250	Data is not available	Data is not available	Oversupply
5/20/2020 8:50	5:53	ESA	Data is not available	Data is not available	Oversupply
5/20/2020 8:50	5:53	SSA3	16.6268	0.0950	Oversupply
5/20/2020 8:51	5:53	KWPPII	108.9415	19.2047	Oversupply
5/20/2020 9:02	1:57	AWE	9.0050	18.5000	Oversupply
5/20/2020 11:04	0:04	AWE	0.0280	19.4000	Oversupply
5/20/2020 11:09	0:03	AWE	0.0135	19.8000	Oversupply
5/20/2020 11:32	0:01	AWE	0.0150	20.3000	Oversupply
5/20/2020 11:34	0:01	AWE	0.0185	19.5000	Oversupply
5/20/2020 11:36	0:07	AWE	0.0954	20.2000	Oversupply
5/20/2020 11:44	2:37	AWE	9.9280	18.8000	Oversupply
5/20/2020 14:23	0:05	AWE	0.0881	15.1000	Oversupply
5/20/2020 14:31	0:05	AWE	0.0558	13.3000	Oversupply
5/20/2020 14:43	0:01	SSA3	0.0390	0.0400	Oversupply
5/20/2020 14:43	0:01	SSA2	0.0412	0.0910	Oversupply
5/20/2020 14:44	1:23	ESA	Data is not available	Data is not available	Oversupply
5/20/2020 14:44	0:01	SSA3	0.0358	0.0130	Oversupply
5/20/2020 14:44	0:01	SSA2	0.0410	0.1260	Oversupply
5/20/2020 14:45	1:22	BS250	Data is not available	Data is not available	Oversupply
5/20/2020 14:45	1:23	SSA3	3.5203	0.2370	Oversupply
5/20/2020 14:45	1:23	SSA2	3.2483	0.6850	Oversupply
5/20/2020 14:46	1:23	KWPPII	12.2723	19.1987	Oversupply
5/20/2020 16:08	0:01	SSA3	0.0273	0.1520	Oversupply
5/20/2020 16:08	0:01	SSA2	0.0259	0.1030	Oversupply
5/20/2020 16:08	0:01	SSA3	0.0279	0.1950	Oversupply
5/20/2020 16:09	0:01	SSA3	0.0279	0.5160	Oversupply
5/20/2020 16:09	0:01	SSA2	0.0259	0.1480	Oversupply
5/20/2020 16:10	0:01	SSA3	0.0285	1.1600	Oversupply
5/20/2020 16:10	0:01	SSA2	0.0259	0.4860	Oversupply
5/20/2020 16:11	0:01	SSA3	0.0279	1.2870	Oversupply
5/20/2020 16:11	0:01	SSA2	0.0259	0.9790	Oversupply
5/20/2020 16:11	0:01	SSA3	0.0279	1.2630	Oversupply
5/20/2020 16:12	0:01	SSA2	0.0259	1.4780	Oversupply
5/20/2020 16:18	0:01	SSA3	0.0078	1.9700	Oversupply
5/20/2020 16:19	0:02	17-2	0.0131	0.6630	Oversupply
5/20/2020 16:37	0:01	SSA3	0.0090	1.5990	Oversupply
5/20/2020 16:38	0:01	SSA2	0.0057	1.9140	Oversupply
5/20/2020 16:38	0:01	SSA3	0.0088	1.5890	Oversupply
5/20/2020 16:39	0:03	17-2	0.0201	0.4070	Oversupply
5/20/2020 16:39	0:01	SSA3	0.0088	1.5750	Oversupply
5/20/2020 16:39	0:01	SSA2	0.0057	0.2520	Oversupply
5/20/2020 16:39	0:01	SSA3	0.0090	0.1020	Oversupply
5/20/2020 16:39	0:01	SSA2	0.0057	0.4590	Oversupply
5/20/2020 16:40	0:01	SSA3	0.0098	0.7340	Oversupply
5/21/2020 0:39	0:01	KWPPII	0.0015	17.6419	Oversupply
5/21/2020 0:45	0:02	KWPPII	0.0099	17.5660	Oversupply
5/21/2020 0:53	0:57	KWPPII	3.6780	17.7137	Oversupply
5/21/2020 1:58	0:35	KWPPII	2.1230	17.6369	Oversupply
5/21/2020 2:34	0:01	KWPPII	0.0056	17.6009	Oversupply
5/21/2020 3:03	0:01	KWPPII	0.0013	17.6588	Oversupply
5/21/2020 3:26	0:03	KWPPII	0.0240	17.5161	Oversupply



Maui Curtailment Report

May 2020

Start Date and Time	Duration (minutes)	IPP Curtailed	Estimated Curtailed MWH	Peak MW Curtailed	Reasons for Curtailment
5/21/2020 3:31	0:01	KWP11	0.0009	16.7916	Oversupply
5/21/2020 4:55	0:02	KWP11	0.0145	17.6249	Oversupply
5/21/2020 5:01	0:04	KWP11	0.0654	17.6508	Oversupply
5/21/2020 7:05	0:01	SSA3	0.0074	0.4300	Oversupply
5/21/2020 7:05	1:12	SSA2	0.6300	0.1270	Oversupply
5/21/2020 7:05	1:11	SSA3	1.4829	0.4380	Oversupply
5/21/2020 7:06	1:11	BS250	Data is not available	Data is not available	Oversupply
5/21/2020 7:06	1:11	ESA	Data is not available	Data is not available	Oversupply
5/21/2020 7:06	1:13	17-2	0.2850	0.5280	Oversupply
5/21/2020 7:07	1:10	KWP11	10.1300	17.6918	Oversupply
5/21/2020 8:01	0:01	AWE	0.0137	13.7000	Oversupply
5/21/2020 8:04	0:01	AWE	0.0114	14.5000	Oversupply
5/21/2020 8:07	0:06	AWE	0.0794	13.9000	Oversupply
5/21/2020 8:16	0:01	SSA3	0.0234	0.0000	Oversupply
5/21/2020 8:17	0:01	SSA2	0.0165	0.1810	Oversupply
5/21/2020 8:17	0:01	SSA3	0.0244	0.0860	Oversupply
5/21/2020 8:19	1:24	BS250	Data is not available	Data is not available	Oversupply
5/21/2020 8:19	1:24	ESA	Data is not available	Data is not available	Oversupply
5/21/2020 8:19	1:25	SSA2	2.4091	0.8220	Oversupply
5/21/2020 8:19	1:25	SSA3	3.3908	0.3690	Oversupply
5/21/2020 8:20	1:21	17-2	0.4319	0.7500	Oversupply
5/21/2020 8:20	1:21	KWP11	11.3962	15.4833	Oversupply
5/21/2020 9:32	0:08	AWE	0.2186	17.5000	Oversupply
5/21/2020 9:42	0:02	KWP11	0.3825	14.5272	Oversupply
5/21/2020 9:42	1:44	17-2	0.6302	0.7500	Oversupply
5/21/2020 9:43	0:01	SSA2	0.0316	0.3170	Oversupply
5/21/2020 9:43	0:01	SSA3	0.0357	0.0800	Oversupply
5/21/2020 9:44	0:01	SSA3	0.0365	0.2990	Oversupply
5/21/2020 9:44	0:01	SSA2	0.0318	0.3450	Oversupply
5/21/2020 9:45	4:50	BS250	Data is not available	Data is not available	Oversupply
5/21/2020 9:45	6:04	ESA	Data is not available	Data is not available	Oversupply
5/21/2020 9:45	0:41	SSA3	1.9501	0.1250	Oversupply
5/21/2020 9:45	4:50	SSA2	8.8494	0.0100	Oversupply
5/21/2020 9:46	0:40	KWP11	9.8924	16.0850	Oversupply
5/21/2020 9:49	0:01	AWE	0.0094	16.1000	Oversupply
5/21/2020 9:52	0:02	AWE	0.0349	16.4000	Oversupply
5/21/2020 9:55	0:01	AWE	0.0096	16.4000	Oversupply
5/21/2020 9:57	0:14	AWE	0.4486	18.0000	Oversupply
5/21/2020 10:12	0:06	AWE	0.1161	16.8000	Oversupply
5/21/2020 10:19	0:03	AWE	0.0221	17.1000	Oversupply
5/21/2020 10:26	0:01	SSA3	0.0375	-0.0020	Oversupply
5/21/2020 10:26	4:08	SSA3	11.5226	0.0020	Oversupply
5/21/2020 10:27	0:59	KWP11	12.4195	15.7767	Oversupply
5/21/2020 10:46	0:10	AWE	0.2567	15.2000	Oversupply
5/21/2020 10:57	0:03	AWE	0.0298	9.8000	Oversupply
5/21/2020 11:03	0:03	AWE	0.0159	10.3000	Oversupply
5/21/2020 11:22	0:04	AWE	0.0670	14.4000	Oversupply
5/21/2020 11:26	3:09	SAG	Data is not available	Data is not available	Oversupply
5/21/2020 11:27	0:57	AWE	3.7189	16.9000	Oversupply
5/21/2020 11:27	3:08	KWP11	47.2087	16.2168	Oversupply
5/21/2020 11:27	4:22	17-2	2.1276	0.7500	Oversupply
5/21/2020 12:32	0:11	AWE	0.5784	15.1000	Oversupply
5/21/2020 12:44	0:01	AWE	0.0075	15.4000	Oversupply
5/21/2020 12:51	0:01	AWE	0.0052	18.1000	Oversupply
5/21/2020 12:59	0:03	AWE	0.0267	16.8000	Oversupply
5/21/2020 13:05	1:06	AWE	4.2076	19.5000	Oversupply
5/21/2020 14:13	0:01	AWE	0.0123	17.9000	Oversupply
5/21/2020 14:15	0:03	AWE	0.0939	19.2000	Oversupply
5/21/2020 14:19	0:03	AWE	0.0825	20.0000	Oversupply
5/21/2020 14:23	0:02	AWE	0.0070	20.4000	Oversupply
5/21/2020 14:26	0:01	AWE	0.0144	19.6000	Oversupply
5/21/2020 14:34	0:01	SSA3	0.0359	0.0070	Oversupply
5/21/2020 14:35	0:01	SSA2	0.0259	0.1440	Oversupply
5/21/2020 14:35	0:01	SSA3	0.0359	0.5110	Oversupply
5/21/2020 14:36	0:01	SSA2	0.0259	0.4150	Oversupply
5/21/2020 14:36	0:01	SSA3	0.0359	0.8970	Oversupply
5/21/2020 14:36	1:10	SSA2	1.9362	0.5930	Oversupply
5/21/2020 14:37	1:10	SSA3	3.2283	1.1560	Oversupply
5/21/2020 14:37	1:10	BS250	Data is not available	Data is not available	Oversupply
5/21/2020 14:37	1:10	SAG	Data is not available	Data is not available	Oversupply
5/21/2020 14:37	1:11	KWP11	8.0534	16.2168	Oversupply
5/21/2020 15:46	0:01	SSA2	0.0089	-0.0020	Oversupply
5/21/2020 15:47	0:01	SSA3	0.0223	0.0340	Oversupply
5/21/2020 15:47	0:01	SSA2	0.0087	0.1030	Oversupply
5/21/2020 16:24	0:01	SSA2	0.0076	2.2860	Oversupply



Maui Curtailment Report

May 2020

Start Date and Time	Duration (minutes)	IPP Curtailed	Estimated Curtailed MWH	Peak MW Curtailed	Reasons for Curtailment
5/21/2020 16:25	2:30	BS250	Data is not available	Data is not available	Oversupply
5/21/2020 16:25	2:30	ESA	Data is not available	Data is not available	Oversupply
5/21/2020 16:25	2:30	SAG	Data is not available	Data is not available	Oversupply
5/21/2020 16:25	2:22	SSA3	2.0283	2.1900	Oversupply
5/21/2020 16:25	2:30	SSA2	1.9001	2.7130	Oversupply
5/21/2020 16:26	2:19	17-2	0.4097	0.5610	Oversupply
5/21/2020 16:26	2:30	KWPPII	31.6210	17.7137	Oversupply
5/21/2020 16:49	0:02	AWE	0.0103	18.1000	Oversupply
5/21/2020 16:58	0:01	AWE	0.0022	17.3000	Oversupply
5/21/2020 17:00	0:03	AWE	0.0684	19.3000	Oversupply
5/21/2020 17:04	0:26	AWE	0.8546	19.6000	Oversupply
5/21/2020 19:28	0:02	KWPPII	0.0222	17.7137	Oversupply
5/21/2020 19:31	0:01	KWPPII	0.0053	17.7137	Oversupply
5/21/2020 19:41	0:06	KWPPII	0.0729	17.7137	Oversupply
5/21/2020 19:51	0:04	KWPPII	0.0896	17.7137	Oversupply
5/21/2020 19:56	2:41	KWPPII	27.1811	17.7137	Oversupply
5/21/2020 21:55	0:01	AWE	0.0135	17.6000	Oversupply
5/21/2020 22:29	0:03	AWE	0.0126	19.1000	Oversupply
5/21/2020 22:33	0:01	AWE	0.0014	19.5000	Oversupply
5/21/2020 22:39	0:15	KWPPII	1.4502	16.2168	Oversupply
5/21/2020 23:19	0:11	KWPPII	0.5466	16.2168	Oversupply
5/21/2020 23:33	0:03	KWPPII	0.0130	16.2168	Oversupply
5/21/2020 23:37	0:02	KWPPII	0.0146	16.2168	Oversupply
5/22/2020 0:02	0:50	KWPPII	5.8950	16.2168	Oversupply
5/22/2020 1:36	0:20	KWPPII	0.6546	16.2168	Oversupply
5/22/2020 1:57	0:07	KWPPII	0.1180	16.2168	Oversupply
5/22/2020 2:05	1:33	KWPPII	11.2278	16.2168	Oversupply
5/22/2020 4:39	0:01	AWE	0.0017	0.1000	Oversupply
5/22/2020 7:39	0:01	SSA3	0.0030	0.3210	Oversupply
5/22/2020 7:40	0:03	ESA	Data is not available	Data is not available	Oversupply
5/22/2020 7:40	0:01	SSA2	0.0038	0.5070	Oversupply
5/22/2020 7:40	0:01	SSA3	0.0031	0.2790	Oversupply
5/22/2020 7:41	0:01	17-2	0.0001	0.0470	Oversupply
5/22/2020 7:41	0:01	SSA2	0.0038	0.0560	Oversupply
5/22/2020 7:41	0:01	SSA3	0.0030	0.1300	Oversupply
5/22/2020 7:42	0:01	SSA3	0.0030	0.2890	Oversupply
5/22/2020 7:42	0:01	SSA2	0.0038	0.5200	Oversupply
5/22/2020 7:48	0:02	ESA	Data is not available	Data is not available	Oversupply
5/22/2020 7:48	0:03	17-2	0.0117	0.3560	Oversupply
5/22/2020 7:48	0:01	SSA2	0.0070	0.6050	Oversupply
5/22/2020 7:48	0:01	SSA3	0.0111	1.0810	Oversupply
5/22/2020 7:48	0:01	SSA3	0.0111	0.8440	Oversupply
5/22/2020 7:49	0:01	SSA2	0.0070	0.6130	Oversupply
5/22/2020 7:49	0:01	SSA3	0.0111	1.0830	Oversupply
5/22/2020 7:52	0:01	SSA2	0.0070	0.6800	Oversupply
5/22/2020 7:52	0:01	SSA3	0.0114	1.1530	Oversupply
5/22/2020 7:53	0:19	ESA	Data is not available	Data is not available	Oversupply
5/22/2020 7:53	8:56	17-2	5.3633	0.7500	Oversupply
5/22/2020 7:53	0:01	SSA2	0.0070	0.5620	Oversupply
5/22/2020 7:53	0:01	SSA3	0.0111	0.3880	Oversupply
5/22/2020 7:54	0:01	SSA2	0.0070	0.4500	Oversupply
5/22/2020 7:54	0:01	SSA3	0.0109	0.2750	Oversupply
5/22/2020 7:55	0:01	BS250	Data is not available	Data is not available	Oversupply
5/22/2020 7:55	0:01	SAG	Data is not available	Data is not available	Oversupply
5/22/2020 7:55	0:09	SSA2	0.0941	0.3690	Oversupply
5/22/2020 7:55	0:08	SSA3	0.1314	0.3290	Oversupply
5/22/2020 7:56	0:01	KWPPII	0.0028	17.7057	Oversupply
5/22/2020 7:57	0:05	BS250	Data is not available	Data is not available	Oversupply
5/22/2020 7:57	0:05	SAG	Data is not available	Data is not available	Oversupply
5/22/2020 7:58	0:04	KWPPII	0.0347	17.6888	Oversupply
5/22/2020 8:02	0:01	SSA3	0.0173	0.1320	Oversupply
5/22/2020 8:03	0:03	BS250	Data is not available	Data is not available	Oversupply
5/22/2020 8:03	0:01	SSA3	0.0169	0.1220	Oversupply
5/22/2020 8:03	0:01	SSA2	0.0127	0.1100	Oversupply
5/22/2020 8:04	0:02	SAG	Data is not available	Data is not available	Oversupply
5/22/2020 8:04	0:02	SSA3	0.0342	0.0430	Oversupply
5/22/2020 8:04	0:02	SSA2	0.0254	0.0290	Oversupply
5/22/2020 8:05	0:01	SSA3	0.0176	0.0050	Oversupply
5/22/2020 8:06	0:01	KWPPII	0.0078	17.6289	Oversupply
5/22/2020 8:06	0:01	SSA2	0.0127	0.0800	Oversupply
5/22/2020 8:06	0:01	SSA3	0.0176	0.2570	Oversupply
5/22/2020 8:07	0:01	SSA2	0.0127	0.1040	Oversupply
5/22/2020 8:07	0:01	SSA3	0.0169	0.5660	Oversupply
5/22/2020 8:08	0:01	SSA2	0.0127	0.1100	Oversupply
5/22/2020 8:08	0:01	SSA3	0.0173	0.3380	Oversupply



Maui Curtailment Report

May 2020

Start Date and Time	Duration (minutes)	IPP Curtailed	Estimated Curtailed MWH	Peak MW Curtailed	Reasons for Curtailment
5/22/2020 8:08	0:01	SSA3	0.0169	1.1850	Oversupply
5/22/2020 8:09	0:01	SSA2	0.0127	0.1370	Oversupply
5/22/2020 8:09	0:01	SSA3	0.0173	1.2070	Oversupply
5/22/2020 8:10	0:01	SSA3	0.0173	1.0720	Oversupply
5/22/2020 8:10	0:01	SSA2	0.0127	0.1190	Oversupply
5/22/2020 8:11	0:01	SSA3	0.0173	0.4170	Oversupply
5/22/2020 8:11	0:01	SSA2	0.0127	0.4020	Oversupply
5/22/2020 8:11	0:01	SSA3	0.0173	0.8440	Oversupply
5/22/2020 8:12	0:01	SSA2	0.0127	0.7260	Oversupply
5/22/2020 8:12	0:01	SSA3	0.0173	1.2290	Oversupply
5/22/2020 8:13	8:35	ESA	Data is not available	Data is not available	Oversupply
5/22/2020 8:13	0:01	SSA2	0.0127	0.9760	Oversupply
5/22/2020 8:13	0:01	SSA3	0.0169	0.7800	Oversupply
5/22/2020 8:14	7:46	BS250	Data is not available	Data is not available	Oversupply
5/22/2020 8:14	7:46	SAG	Data is not available	Data is not available	Oversupply
5/22/2020 8:14	7:46	SSA2	18.4015	0.0310	Oversupply
5/22/2020 8:14	7:47	SSA3	21.1411	0.0260	Oversupply
5/22/2020 8:15	7:46	KWP	136.7337	19.2066	Oversupply
5/22/2020 8:36	0:04	AWE	0.0644	11.6000	Oversupply
5/22/2020 8:45	0:04	AWE	0.0686	12.8000	Oversupply
5/22/2020 8:50	0:01	AWE	0.0000	9.5000	Oversupply
5/22/2020 8:53	6:49	AWE	54.4678	18.0000	Oversupply
5/22/2020 9:33	0:01	5A	Data is not available	Data is not available	Oversupply
5/22/2020 9:37	0:06	5A	Data is not available	Data is not available	Oversupply
5/22/2020 9:44	0:04	5A	Data is not available	Data is not available	Oversupply
5/22/2020 9:45	0:01	KWP	0.0018	21.3890	Oversupply
5/22/2020 9:49	0:01	5A	Data is not available	Data is not available	Oversupply
5/22/2020 9:51	0:02	5A	Data is not available	Data is not available	Oversupply
5/22/2020 9:54	0:03	5A	Data is not available	Data is not available	Oversupply
5/22/2020 9:58	0:02	5A	Data is not available	Data is not available	Oversupply
5/22/2020 10:01	0:01	5A	Data is not available	Data is not available	Oversupply
5/22/2020 10:04	0:01	5A	Data is not available	Data is not available	Oversupply
5/22/2020 10:07	0:02	5A	Data is not available	Data is not available	Oversupply
5/22/2020 10:08	0:01	KWP	0.0009	24.3429	Oversupply
5/22/2020 10:10	0:05	5A	Data is not available	Data is not available	Oversupply
5/22/2020 10:13	0:01	KWP	0.0018	23.3934	Oversupply
5/22/2020 10:16	0:05	5A	Data is not available	Data is not available	Oversupply
5/22/2020 10:20	0:01	KWP	0.0026	19.8066	Oversupply
5/22/2020 10:22	0:02	5A	Data is not available	Data is not available	Oversupply
5/22/2020 10:26	0:02	5A	Data is not available	Data is not available	Oversupply
5/22/2020 10:30	0:01	5A	Data is not available	Data is not available	Oversupply
5/22/2020 10:31	0:01	KWP	0.0035	22.1802	Oversupply
5/22/2020 10:32	0:01	5A	Data is not available	Data is not available	Oversupply
5/22/2020 10:45	0:01	KWP	0.0035	22.4440	Oversupply
5/22/2020 10:47	0:01	5A	Data is not available	Data is not available	Oversupply
5/22/2020 10:49	0:01	5A	Data is not available	Data is not available	Oversupply
5/22/2020 10:50	0:01	KWP	0.0035	20.5978	Oversupply
5/22/2020 10:51	0:01	5A	Data is not available	Data is not available	Oversupply
5/22/2020 10:53	0:05	5A	Data is not available	Data is not available	Oversupply
5/22/2020 10:53	0:02	KWP	0.0018	19.4901	Oversupply
5/22/2020 11:00	0:02	5A	Data is not available	Data is not available	Oversupply
5/22/2020 11:01	0:01	KWP	0.0009	18.7516	Oversupply
5/22/2020 11:03	0:01	5A	Data is not available	Data is not available	Oversupply
5/22/2020 11:05	0:02	5A	Data is not available	Data is not available	Oversupply
5/22/2020 11:07	0:02	KWP	0.0026	17.4857	Oversupply
5/22/2020 11:08	0:02	5A	Data is not available	Data is not available	Oversupply
5/22/2020 11:11	0:03	5A	Data is not available	Data is not available	Oversupply
5/22/2020 11:16	0:01	5A	Data is not available	Data is not available	Oversupply
5/22/2020 11:18	0:02	5A	Data is not available	Data is not available	Oversupply
5/22/2020 11:21	0:01	5A	Data is not available	Data is not available	Oversupply
5/22/2020 11:23	0:01	KWP	0.0026	16.9055	Oversupply
5/22/2020 11:25	0:04	5A	Data is not available	Data is not available	Oversupply
5/22/2020 11:30	0:07	5A	Data is not available	Data is not available	Oversupply
5/22/2020 11:34	0:02	KWP	0.0026	13.2132	Oversupply
5/22/2020 11:38	0:02	5A	Data is not available	Data is not available	Oversupply
5/22/2020 11:40	0:01	KWP	0.0009	8.4659	Oversupply
5/22/2020 11:41	0:03	5A	Data is not available	Data is not available	Oversupply
5/22/2020 11:49	0:03	5A	Data is not available	Data is not available	Oversupply
5/22/2020 11:53	0:01	5A	Data is not available	Data is not available	Oversupply
5/22/2020 11:55	0:05	5A	Data is not available	Data is not available	Oversupply
5/22/2020 12:01	0:06	5A	Data is not available	Data is not available	Oversupply
5/22/2020 12:04	0:01	KWP	0.0018	18.0659	Oversupply
5/22/2020 12:08	0:01	5A	Data is not available	Data is not available	Oversupply
5/22/2020 12:09	0:01	KWP	0.0009	17.9077	Oversupply
5/22/2020 12:11	0:02	5A	Data is not available	Data is not available	Oversupply



Maui Curtailment Report

May 2020

Start Date and Time	Duration (minutes)	IPP Curtailed	Estimated Curtailed MWH	Peak MW Curtailed	Reasons for Curtailment
5/22/2020 12:14	0:01	5A	Data is not available	Data is not available	Oversupply
5/22/2020 12:15	0:01	KWP	0.0009	17.4330	Oversupply
5/22/2020 12:16	0:01	5A	Data is not available	Data is not available	Oversupply
5/22/2020 12:18	0:04	5A	Data is not available	Data is not available	Oversupply
5/22/2020 12:27	0:01	5A	Data is not available	Data is not available	Oversupply
5/22/2020 12:29	0:02	5A	Data is not available	Data is not available	Oversupply
5/22/2020 12:29	0:01	KWP	0.0035	18.8044	Oversupply
5/22/2020 12:35	0:04	5A	Data is not available	Data is not available	Oversupply
5/22/2020 12:40	0:03	5A	Data is not available	Data is not available	Oversupply
5/22/2020 12:44	0:03	5A	Data is not available	Data is not available	Oversupply
5/22/2020 12:48	0:01	5A	Data is not available	Data is not available	Oversupply
5/22/2020 12:50	0:01	5A	Data is not available	Data is not available	Oversupply
5/22/2020 12:52	0:21	5A	Data is not available	Data is not available	Oversupply
5/22/2020 12:55	0:01	KWP	0.0053	19.3319	Oversupply
5/22/2020 13:03	0:01	KWP	0.0018	18.7516	Oversupply
5/22/2020 13:10	0:01	KWP	0.0018	18.1187	Oversupply
5/22/2020 13:15	0:02	5A	Data is not available	Data is not available	Oversupply
5/22/2020 13:18	0:02	5A	Data is not available	Data is not available	Oversupply
5/22/2020 13:21	0:03	5A	Data is not available	Data is not available	Oversupply
5/22/2020 13:24	0:01	KWP	0.0009	18.0132	Oversupply
5/22/2020 13:27	0:02	5A	Data is not available	Data is not available	Oversupply
5/22/2020 13:30	0:04	5A	Data is not available	Data is not available	Oversupply
5/22/2020 13:35	0:07	5A	Data is not available	Data is not available	Oversupply
5/22/2020 13:43	0:03	5A	Data is not available	Data is not available	Oversupply
5/22/2020 13:43	0:01	KWP	0.0023	19.2791	Oversupply
5/22/2020 13:48	0:01	5A	Data is not available	Data is not available	Oversupply
5/22/2020 13:53	0:02	5A	Data is not available	Data is not available	Oversupply
5/22/2020 13:59	0:02	5A	Data is not available	Data is not available	Oversupply
5/22/2020 14:02	0:03	5A	Data is not available	Data is not available	Oversupply
5/22/2020 14:06	0:03	5A	Data is not available	Data is not available	Oversupply
5/22/2020 14:09	0:01	KWP	0.0009	19.3846	Oversupply
5/22/2020 14:11	0:03	5A	Data is not available	Data is not available	Oversupply
5/22/2020 14:12	0:01	KWP	0.0026	20.5451	Oversupply
5/22/2020 14:16	0:03	5A	Data is not available	Data is not available	Oversupply
5/22/2020 14:21	0:01	5A	Data is not available	Data is not available	Oversupply
5/22/2020 14:23	0:02	5A	Data is not available	Data is not available	Oversupply
5/22/2020 14:26	0:01	5A	Data is not available	Data is not available	Oversupply
5/22/2020 14:28	0:04	5A	Data is not available	Data is not available	Oversupply
5/22/2020 14:29	0:01	KWP	0.0018	22.9187	Oversupply
5/22/2020 14:34	0:03	5A	Data is not available	Data is not available	Oversupply
5/22/2020 15:44	0:02	AWE	0.0563	15.7000	Oversupply
5/22/2020 15:47	0:04	AWE	0.0825	18.4000	Oversupply
5/22/2020 15:54	0:01	AWE	0.0132	17.1000	Oversupply
5/22/2020 16:00	0:01	SSA2	0.0327	0.1000	Oversupply
5/22/2020 16:01	0:01	SSA2	0.0327	0.7510	Oversupply
5/22/2020 16:01	0:01	SSA3	0.0301	1.6370	Oversupply
5/22/2020 16:02	0:32	BS250	Data is not available	Data is not available	Oversupply
5/22/2020 16:02	0:32	SAG	Data is not available	Data is not available	Oversupply
5/22/2020 16:02	0:27	SSA2	0.9504	1.4790	Oversupply
5/22/2020 16:02	0:26	SSA3	0.9851	1.0160	Oversupply
5/22/2020 16:03	0:26	KWP11	2.4350	19.1577	Oversupply
5/22/2020 16:28	0:01	SSA3	0.0284	0.0140	Oversupply
5/22/2020 16:29	0:01	SSA2	0.0289	0.1810	Oversupply
5/22/2020 16:29	0:01	SSA3	0.0278	0.1410	Oversupply
5/22/2020 16:29	0:04	SSA2	0.1491	0.1070	Oversupply
5/22/2020 16:30	0:04	SSA3	0.1259	0.3710	Oversupply
5/22/2020 16:31	0:13	KWP11	0.2652	19.0959	Oversupply
5/22/2020 16:33	0:01	SSA3	0.0244	0.0000	Oversupply
5/22/2020 16:34	0:01	SSA2	0.0301	0.1850	Oversupply
5/22/2020 16:34	0:09	SSA3	0.3002	0.0710	Oversupply
5/22/2020 16:35	0:09	BS250	Data is not available	Data is not available	Oversupply
5/22/2020 16:35	0:09	SAG	Data is not available	Data is not available	Oversupply
5/22/2020 16:35	0:09	SSA2	0.3006	0.0980	Oversupply
5/22/2020 16:43	0:01	SSA2	0.0301	0.0240	Oversupply
5/22/2020 16:43	0:01	SSA3	0.0255	0.1130	Oversupply
5/22/2020 16:44	0:01	SSA3	0.0193	0.3820	Oversupply
5/22/2020 16:44	0:01	SSA2	0.0216	0.1190	Oversupply
5/22/2020 16:45	0:01	SSA3	0.0114	0.1260	Oversupply
5/22/2020 16:45	0:01	SSA2	0.0083	0.1290	Oversupply
5/22/2020 16:46	0:01	SSA3	0.0114	0.6900	Oversupply
5/22/2020 16:46	0:01	SSA2	0.0083	0.3620	Oversupply
5/22/2020 16:46	0:01	SSA3	0.0112	0.6690	Oversupply
5/22/2020 16:50	0:01	SSA3	0.0114	1.3200	Oversupply
5/22/2020 16:51	0:06	ESA	Data is not available	Data is not available	Oversupply
5/22/2020 16:51	0:01	SSA2	0.0082	0.6420	Oversupply



Maui Curtailment Report

May 2020

Start Date and Time	Duration (minutes)	IPP Curtailed	Estimated Curtailed MWH	Peak MW Curtailed	Reasons for Curtailment
5/22/2020 16:51	0:01	SSA3	0.0109	1.3230	Oversupply
5/22/2020 16:52	0:05	17-2	0.0266	0.3900	Oversupply
5/22/2020 16:52	0:01	SSA3	0.0109	0.0380	Oversupply
5/22/2020 16:52	0:01	SSA2	0.0083	0.2220	Oversupply
5/22/2020 16:53	0:01	SSA3	0.0112	0.3120	Oversupply
5/22/2020 16:53	0:01	SSA2	0.0082	0.3080	Oversupply
5/22/2020 16:53	0:01	SSA3	0.0112	0.4900	Oversupply
5/22/2020 16:55	0:01	SSA2	0.0083	1.4100	Oversupply
5/22/2020 16:56	0:01	SSA3	0.0112	1.2280	Oversupply
5/23/2020 7:56	0:01	ESA	Data is not available	Data is not available	Oversupply
5/23/2020 7:56	0:03	17-2	0.0118	0.3880	Oversupply
5/23/2020 7:56	0:01	SSA2	0.0028	0.7540	Oversupply
5/23/2020 7:56	0:01	SSA3	0.0050	1.1540	Oversupply
5/23/2020 7:57	0:01	SSA3	0.0050	1.0230	Oversupply
5/23/2020 8:00	0:01	ESA	Data is not available	Data is not available	Oversupply
5/23/2020 8:00	0:01	17-2	0.0052	0.3880	Oversupply
5/23/2020 8:04	0:01	ESA	Data is not available	Data is not available	Oversupply
5/23/2020 8:04	0:01	SSA2	0.0032	0.8670	Oversupply
5/23/2020 8:04	0:01	SSA3	0.0067	1.2730	Oversupply
5/23/2020 8:05	0:01	17-2	0.0025	0.1570	Oversupply
5/23/2020 8:18	4:12	ESA	Data is not available	Data is not available	Oversupply
5/23/2020 8:18	4:13	17-2	1.8514	0.7500	Oversupply
5/23/2020 8:18	0:01	SSA2	0.0054	1.0990	Oversupply
5/23/2020 8:18	0:01	SSA3	0.0116	1.4840	Oversupply
5/23/2020 8:19	0:01	SSA3	0.0124	1.3160	Oversupply
5/23/2020 8:19	0:01	SSA2	0.0054	0.8120	Oversupply
5/23/2020 8:20	0:01	SSA3	0.0118	0.0220	Oversupply
5/23/2020 8:20	0:01	SSA2	0.0054	0.4290	Oversupply
5/23/2020 8:21	0:01	SSA3	0.0118	0.7990	Oversupply
5/23/2020 8:21	0:01	SSA2	0.0054	0.9570	Oversupply
5/23/2020 8:21	0:01	SSA3	0.0116	0.8880	Oversupply
5/23/2020 8:22	0:01	SSA2	0.0052	1.0920	Oversupply
5/23/2020 8:22	0:01	SSA3	0.0118	1.2780	Oversupply
5/23/2020 8:23	0:01	SSA2	0.0054	1.1430	Oversupply
5/23/2020 8:23	0:01	SSA3	0.0118	1.3090	Oversupply
5/23/2020 8:24	0:01	SSA2	0.0054	0.9560	Oversupply
5/23/2020 8:24	0:01	SSA3	0.0116	1.4780	Oversupply
5/23/2020 8:24	0:01	SSA2	0.0054	1.1490	Oversupply
5/23/2020 8:24	0:01	SSA3	0.0118	1.0680	Oversupply
5/23/2020 8:25	0:01	SSA2	0.0054	0.2630	Oversupply
5/23/2020 8:25	0:01	SSA3	0.0118	0.5310	Oversupply
5/23/2020 8:26	0:01	SSA3	0.0121	0.9290	Oversupply
5/23/2020 8:26	0:01	SSA2	0.0054	0.9030	Oversupply
5/23/2020 8:27	0:01	SSA3	0.0121	1.3220	Oversupply
5/23/2020 8:27	0:01	SSA2	0.0054	1.1230	Oversupply
5/23/2020 8:28	0:01	SSA3	0.0116	0.5860	Oversupply
5/23/2020 8:28	0:01	SSA2	0.0054	0.6500	Oversupply
5/23/2020 8:28	0:01	SSA3	0.0121	1.1170	Oversupply
5/23/2020 8:29	0:01	SSA2	0.0063	0.6830	Oversupply
5/23/2020 8:29	0:01	SSA3	0.0174	0.3150	Oversupply
5/23/2020 8:30	0:01	SSA2	0.0169	0.7710	Oversupply
5/23/2020 8:30	0:01	SSA3	0.0258	0.8560	Oversupply
5/23/2020 8:30	0:01	SSA2	0.0169	0.2500	Oversupply
5/23/2020 8:31	0:01	SSA3	0.0252	0.5780	Oversupply
5/23/2020 8:31	0:01	SSA2	0.0182	0.2980	Oversupply
5/23/2020 8:31	0:01	SSA3	0.0247	0.0900	Oversupply
5/23/2020 8:32	0:04	BS250	Data is not available	Data is not available	Oversupply
5/23/2020 8:32	0:04	SAG	Data is not available	Data is not available	Oversupply
5/23/2020 8:32	0:01	SSA3	0.0252	0.0900	Oversupply
5/23/2020 8:32	0:01	SSA2	0.0166	0.0180	Oversupply
5/23/2020 8:33	0:02	SSA3	0.0756	0.2150	Oversupply
5/23/2020 8:33	0:03	SSA2	0.0507	0.0220	Oversupply
5/23/2020 8:35	0:01	SSA3	0.0252	0.0170	Oversupply
5/23/2020 8:36	0:01	SSA2	0.0169	0.1330	Oversupply
5/23/2020 8:36	0:01	SSA3	0.0258	0.2510	Oversupply
5/23/2020 8:37	0:01	SSA2	0.0169	0.2740	Oversupply
5/23/2020 8:37	0:01	SSA3	0.0252	0.5280	Oversupply
5/23/2020 8:37	0:01	SSA2	0.0169	0.0390	Oversupply
5/23/2020 8:38	0:02	AWE	0.0050	19.8000	Oversupply
5/23/2020 8:38	0:01	SSA3	0.0268	0.0210	Oversupply
5/23/2020 8:38	0:02	SSA2	0.0338	0.1210	Oversupply
5/23/2020 8:38	0:01	SSA3	0.0252	0.1770	Oversupply
5/23/2020 8:39	0:01	BS250	Data is not available	Data is not available	Oversupply
5/23/2020 8:39	0:01	SSA3	0.0252	0.0310	Oversupply
5/23/2020 8:40	0:01	SSA3	0.0252	0.4920	Oversupply



Maui Curtailment Report

May 2020

Start Date and Time	Duration (minutes)	IPP Curtailed	Estimated Curtailed MWH	Peak MW Curtailed	Reasons for Curtailment
5/23/2020 8:40	0:01	SSA2	0.0169	0.3870	Oversupply
5/23/2020 8:41	0:01	SSA3	0.0258	0.7510	Oversupply
5/23/2020 8:41	0:01	SSA2	0.0169	0.5050	Oversupply
5/23/2020 8:41	0:01	SSA3	0.0252	0.1350	Oversupply
5/23/2020 8:42	0:01	SSA2	0.0169	0.5130	Oversupply
5/23/2020 8:42	0:01	SSA3	0.0258	0.6940	Oversupply
5/23/2020 8:43	0:01	SSA2	0.0169	0.2960	Oversupply
5/23/2020 8:43	0:01	SSA3	0.0247	0.0890	Oversupply
5/23/2020 8:44	0:01	SSA2	0.0169	0.2820	Oversupply
5/23/2020 8:44	0:01	SSA3	0.0254	0.6930	Oversupply
5/23/2020 8:44	0:02	SSA2	0.0419	0.6820	Oversupply
5/23/2020 8:45	0:01	SSA3	0.0319	0.8550	Oversupply
5/23/2020 8:45	0:01	SSA3	0.0312	0.2230	Oversupply
5/23/2020 8:46	0:01	SSA2	0.0228	0.4000	Oversupply
5/23/2020 8:46	0:37	SSA3	1.6380	0.4390	Oversupply
5/23/2020 8:47	0:01	AWE	0.0023	18.7000	Oversupply
5/23/2020 8:47	0:36	SSA2	1.0790	0.0250	Oversupply
5/23/2020 8:48	0:35	BS250	Data is not available	Data is not available	Oversupply
5/23/2020 8:48	0:35	SAG	Data is not available	Data is not available	Oversupply
5/23/2020 8:49	0:36	AWE	1.1793	18.4000	Oversupply
5/23/2020 8:56	0:06	KWP11	0.0134	0.3762	Oversupply
5/23/2020 9:03	0:04	KWP11	0.0063	0.1986	Oversupply
5/23/2020 9:23	0:01	SSA3	0.0362	0.0510	Oversupply
5/23/2020 9:23	0:01	SSA2	0.0286	0.1270	Oversupply
5/23/2020 9:24	0:01	SSA3	0.0370	0.1140	Oversupply
5/23/2020 9:24	0:01	SSA2	0.0286	0.1080	Oversupply
5/23/2020 9:25	0:02	BS250	Data is not available	Data is not available	Oversupply
5/23/2020 9:25	0:02	SAG	Data is not available	Data is not available	Oversupply
5/23/2020 9:25	0:01	SSA3	0.0354	0.4780	Oversupply
5/23/2020 9:25	0:01	SSA2	0.0286	0.2070	Oversupply
5/23/2020 9:26	0:02	SSA3	0.0740	0.1440	Oversupply
5/23/2020 9:26	0:01	SSA2	0.0286	0.0140	Oversupply
5/23/2020 9:27	2:51	AWE	12.1959	18.6000	Oversupply
5/23/2020 9:27	0:01	SSA2	0.0286	0.0320	Oversupply
5/23/2020 9:27	2:55	SSA3	8.2916	0.0600	Oversupply
5/23/2020 9:28	2:55	BS250	Data is not available	Data is not available	Oversupply
5/23/2020 9:28	2:55	SAG	Data is not available	Data is not available	Oversupply
5/23/2020 9:28	2:55	SSA2	7.1904	0.0080	Oversupply
5/23/2020 9:34	1:24	KWP11	4.3471	6.1384	Oversupply
5/23/2020 11:36	0:47	KWP11	0.4671	1.6027	Oversupply
5/23/2020 12:20	0:02	AWE	0.0130	19.7000	Oversupply
5/23/2020 12:22	0:01	SSA3	0.0292	0.0010	Oversupply
5/23/2020 12:22	0:01	SSA2	0.0118	0.0000	Oversupply
5/23/2020 12:23	0:01	SSA3	0.0286	0.2030	Oversupply
5/23/2020 12:23	0:01	SSA2	0.0118	0.1700	Oversupply
5/23/2020 12:24	0:01	SSA3	0.0280	0.6910	Oversupply
5/23/2020 12:24	0:01	SSA2	0.0118	0.4610	Oversupply
5/23/2020 12:24	0:01	SSA3	0.0280	1.5510	Oversupply
5/23/2020 12:25	0:01	SSA2	0.0118	0.6650	Oversupply
5/23/2020 12:25	0:01	SSA3	0.0286	1.6950	Oversupply
5/23/2020 12:27	0:01	SSA3	0.0286	1.5770	Oversupply
5/23/2020 12:28	0:01	SSA3	0.0286	1.5630	Oversupply
5/23/2020 12:28	0:01	SSA2	0.0118	0.6090	Oversupply
5/23/2020 12:28	0:01	SSA3	0.0280	1.5160	Oversupply
5/23/2020 12:28	0:01	SSA2	0.0118	0.5870	Oversupply
5/23/2020 12:29	0:01	SSA3	0.0254	0.3110	Oversupply
5/23/2020 12:29	0:01	SSA2	0.0064	0.6580	Oversupply
5/23/2020 12:34	0:01	ESA	Data is not available	Data is not available	Oversupply
5/23/2020 12:36	0:01	SSA3	0.0129	1.5960	Oversupply
5/23/2020 12:37	0:05	ESA	Data is not available	Data is not available	Oversupply
5/23/2020 12:37	0:25	17-2	0.2614	0.7500	Oversupply
5/23/2020 12:37	0:01	SSA3	0.0132	1.6350	Oversupply
5/23/2020 12:37	0:01	SSA2	0.0028	0.1990	Oversupply
5/23/2020 12:38	0:01	SSA3	0.0132	0.5110	Oversupply
5/23/2020 12:38	0:01	SSA2	0.0028	0.2840	Oversupply
5/23/2020 12:38	0:01	SSA3	0.0127	0.0320	Oversupply
5/23/2020 12:39	0:02	SSA2	0.0056	0.2630	Oversupply
5/23/2020 12:39	0:01	SSA3	0.0129	0.3930	Oversupply
5/23/2020 12:40	0:01	SSA3	0.0132	1.0730	Oversupply
5/23/2020 12:41	0:01	SSA2	0.0028	0.6180	Oversupply
5/23/2020 12:41	0:01	SSA3	0.0141	0.7110	Oversupply
5/23/2020 12:41	0:01	SSA2	0.0028	0.9690	Oversupply
5/23/2020 12:43	0:01	ESA	Data is not available	Data is not available	Oversupply
5/23/2020 12:43	0:01	SSA2	0.0028	1.2380	Oversupply
5/23/2020 12:45	0:15	ESA	Data is not available	Data is not available	Oversupply



Maui Curtailment Report

May 2020

Start Date and Time	Duration (minutes)	IPP Curtailed	Estimated Curtailed MWH	Peak MW Curtailed	Reasons for Curtailment
5/23/2020 12:45	0:01	SSA3	0.0148	1.1640	Oversupply
5/23/2020 12:46	0:01	SSA3	0.0148	1.2900	Oversupply
5/23/2020 12:47	0:01	SSA2	0.0078	0.0660	Oversupply
5/23/2020 12:47	0:01	SSA3	0.0148	1.1660	Oversupply
5/23/2020 12:47	0:01	SSA2	0.0077	0.7820	Oversupply
5/23/2020 12:48	0:01	SSA3	0.0152	0.0380	Oversupply
5/23/2020 12:49	0:01	SSA3	0.0148	1.3110	Oversupply
5/23/2020 12:49	0:01	SSA2	0.0078	1.1420	Oversupply
5/23/2020 12:50	0:01	SSA3	0.0152	0.2440	Oversupply
5/23/2020 12:50	0:01	SSA2	0.0078	0.1750	Oversupply
5/23/2020 12:51	0:01	SSA3	0.0145	1.3110	Oversupply
5/23/2020 12:51	0:01	SSA2	0.0078	0.7710	Oversupply
5/23/2020 12:51	0:01	SSA3	0.0148	0.0920	Oversupply
5/23/2020 12:52	0:01	SSA2	0.0078	0.6020	Oversupply
5/23/2020 12:52	0:01	SSA3	0.0145	0.4220	Oversupply
5/23/2020 12:53	0:01	SSA2	0.0078	0.0820	Oversupply
5/23/2020 12:53	0:01	SSA3	0.0148	0.7610	Oversupply
5/23/2020 12:54	0:01	SSA2	0.0078	0.8970	Oversupply
5/23/2020 12:54	0:01	SSA3	0.0152	0.1220	Oversupply
5/23/2020 12:54	0:01	SSA2	0.0078	0.1240	Oversupply
5/23/2020 12:54	0:01	SSA3	0.0148	0.1080	Oversupply
5/23/2020 12:55	0:01	SSA2	0.0078	0.4920	Oversupply
5/23/2020 12:55	0:01	SSA3	0.0152	0.4450	Oversupply
5/23/2020 12:56	0:01	SSA3	0.0145	1.1080	Oversupply
5/23/2020 12:56	0:01	SSA2	0.0078	0.4170	Oversupply
5/23/2020 12:57	0:01	SSA3	0.0152	0.1790	Oversupply
5/23/2020 12:57	0:01	SSA2	0.0078	0.5260	Oversupply
5/23/2020 12:58	0:01	SSA3	0.0145	1.2190	Oversupply
5/23/2020 12:58	0:01	SSA2	0.0078	0.8030	Oversupply
5/23/2020 12:58	0:01	SSA3	0.0152	0.0500	Oversupply
5/23/2020 12:59	0:01	SSA2	0.0071	0.5210	Oversupply
5/23/2020 12:59	0:01	SSA3	0.0124	0.8090	Oversupply
5/24/2020 9:37	0:03	ESA	Data is not available	Data is not available	Oversupply
5/24/2020 9:37	0:04	17-2	0.0202	0.7500	Oversupply
5/24/2020 9:37	0:01	SSA3	0.0112	2.3620	Oversupply
5/24/2020 9:37	0:01	SSA2	0.0007	0.3310	Oversupply
5/24/2020 9:37	0:01	SSA3	0.0112	2.3520	Oversupply
5/24/2020 9:42	0:22	17-2	0.2301	0.7500	Oversupply
5/24/2020 9:43	0:20	ESA	Data is not available	Data is not available	Oversupply
5/24/2020 9:43	0:01	SSA2	0.0007	0.5770	Oversupply
5/24/2020 9:43	0:01	SSA3	0.0110	2.4310	Oversupply
5/24/2020 9:44	0:01	SSA2	0.0007	0.1370	Oversupply
5/24/2020 9:44	0:01	SSA3	0.0110	2.4630	Oversupply
5/24/2020 9:44	0:01	SSA3	0.0212	0.0230	Oversupply
5/24/2020 9:44	0:01	SSA2	-0.0030	0.2940	Oversupply
5/24/2020 9:45	0:01	SSA3	0.0257	0.3360	Oversupply
5/24/2020 9:45	0:01	SSA2	0.0114	0.3730	Oversupply
5/24/2020 9:46	0:01	SSA3	0.0251	1.9030	Oversupply
5/24/2020 9:46	0:01	SSA2	0.0114	0.5130	Oversupply
5/24/2020 9:47	0:01	SSA3	0.0262	0.6860	Oversupply
5/24/2020 9:47	0:01	SSA2	0.0114	0.5090	Oversupply
5/24/2020 9:47	0:01	SSA3	0.0262	0.7010	Oversupply
5/24/2020 9:48	0:01	SSA2	0.0114	0.5430	Oversupply
5/24/2020 9:48	0:01	SSA3	0.0251	1.7380	Oversupply
5/24/2020 9:49	0:01	SSA2	0.0114	0.3830	Oversupply
5/24/2020 9:49	0:01	SSA3	0.0257	0.1190	Oversupply
5/24/2020 9:50	0:01	SSA2	0.0114	0.5170	Oversupply
5/24/2020 9:50	0:01	SSA3	0.0257	0.7150	Oversupply
5/24/2020 9:50	0:01	SSA3	0.0262	1.1460	Oversupply
5/24/2020 9:50	0:01	SSA2	0.0114	0.6240	Oversupply
5/24/2020 9:51	0:01	SSA3	0.0262	1.3170	Oversupply
5/24/2020 9:51	0:01	SSA2	0.0114	1.3650	Oversupply
5/24/2020 9:52	0:01	SSA3	0.0262	1.9040	Oversupply
5/24/2020 9:52	0:01	SSA2	0.0114	2.2590	Oversupply
5/24/2020 9:53	0:01	SSA3	0.0251	1.8490	Oversupply
5/24/2020 9:53	0:01	SSA2	0.0112	1.5620	Oversupply
5/24/2020 9:54	0:01	SSA3	0.0262	0.9170	Oversupply
5/24/2020 9:54	0:01	SSA2	0.0114	0.6700	Oversupply
5/24/2020 9:54	0:01	SSA3	0.0262	0.2700	Oversupply
5/24/2020 9:55	0:01	SSA2	0.0114	0.0940	Oversupply
5/24/2020 9:55	0:01	SSA3	0.0251	0.4310	Oversupply
5/24/2020 9:56	0:02	SSA2	0.0229	0.0370	Oversupply
5/24/2020 9:56	0:01	SSA3	0.0262	0.0880	Oversupply
5/24/2020 9:57	0:01	SSA3	0.0257	0.7080	Oversupply
5/24/2020 9:57	0:01	SSA2	0.0114	0.3380	Oversupply



Maui Curtailment Report

May 2020

Start Date and Time	Duration (minutes)	IPP Curtailed	Estimated Curtailed MWH	Peak MW Curtailed	Reasons for Curtailment
5/24/2020 9:57	0:01	SSA3	0.0257	0.1930	Oversupply
5/24/2020 9:58	0:01	SSA3	0.0262	0.4330	Oversupply
5/24/2020 9:58	0:01	SSA2	0.0114	0.3160	Oversupply
5/24/2020 9:59	0:01	SSA3	0.0263	1.7020	Oversupply
5/24/2020 9:59	0:01	SSA2	0.0128	0.4520	Oversupply
5/24/2020 10:00	0:01	SSA3	0.0252	1.9990	Oversupply
5/24/2020 10:00	0:01	SSA2	0.0192	0.7640	Oversupply
5/24/2020 10:00	0:01	SSA3	0.0263	1.7970	Oversupply
5/24/2020 10:01	0:01	SSA2	0.0192	1.4150	Oversupply
5/24/2020 10:01	0:01	SSA3	0.0263	1.3540	Oversupply
5/24/2020 10:04	0:01	SSA2	0.0192	2.3330	Oversupply
5/24/2020 10:04	0:01	SSA3	0.0257	2.5810	Oversupply
5/24/2020 10:05	6:10	ESA	Data is not available	Data is not available	Oversupply
5/24/2020 10:05	6:11	17-2	4.3301	0.7500	Oversupply
5/24/2020 10:05	0:01	SSA3	0.0252	2.6040	Oversupply
5/24/2020 10:05	0:01	SSA2	0.0192	0.7810	Oversupply
5/24/2020 10:06	0:08	SSA3	0.2590	0.0420	Oversupply
5/24/2020 10:06	0:08	SSA2	0.1725	0.0530	Oversupply
5/24/2020 10:07	0:02	BS250	Data is not available	Data is not available	Oversupply
5/24/2020 10:07	0:02	SAG	Data is not available	Data is not available	Oversupply
5/24/2020 10:07	0:02	AWE	0.0214	16.4000	Oversupply
5/24/2020 10:07	0:08	KWPPII	0.0406	0.5030	Oversupply
5/24/2020 10:10	0:04	BS250	Data is not available	Data is not available	Oversupply
5/24/2020 10:10	0:04	SAG	Data is not available	Data is not available	Oversupply
5/24/2020 10:10	0:01	AWE	0.0010	15.8000	Oversupply
5/24/2020 10:12	0:03	AWE	0.0252	17.4000	Oversupply
5/24/2020 10:14	0:01	SSA3	0.0252	0.0040	Oversupply
5/24/2020 10:14	0:01	SSA2	0.0201	0.0420	Oversupply
5/24/2020 10:14	0:02	SSA3	0.1013	0.1780	Oversupply
5/24/2020 10:15	0:02	BS250	Data is not available	Data is not available	Oversupply
5/24/2020 10:15	0:02	SAG	Data is not available	Data is not available	Oversupply
5/24/2020 10:15	0:03	SSA2	0.0771	0.0320	Oversupply
5/24/2020 10:16	0:02	KWPPII	0.0147	0.6926	Oversupply
5/24/2020 10:17	0:01	SSA3	0.0356	0.0020	Oversupply
5/24/2020 10:17	0:01	SSA2	0.0257	0.0970	Oversupply
5/24/2020 10:17	0:01	SSA3	0.0356	0.2260	Oversupply
5/24/2020 10:18	0:01	SSA2	0.0257	0.4940	Oversupply
5/24/2020 10:18	0:01	SSA3	0.0341	0.7320	Oversupply
5/24/2020 10:19	0:01	SSA3	0.0349	0.7390	Oversupply
5/24/2020 10:19	0:01	SSA2	0.0257	0.7050	Oversupply
5/24/2020 10:20	0:01	SSA3	0.0349	0.5930	Oversupply
5/24/2020 10:20	3:55	SSA2	8.4428	0.4540	Oversupply
5/24/2020 10:20	3:55	SSA3	9.7269	0.5550	Oversupply
5/24/2020 10:21	0:01	BS250	Data is not available	Data is not available	Oversupply
5/24/2020 10:21	0:01	SAG	Data is not available	Data is not available	Oversupply
5/24/2020 10:22	0:02	AWE	0.0036	16.2000	Oversupply
5/24/2020 10:22	1:27	KWPPII	3.4624	4.5058	Oversupply
5/24/2020 10:23	3:53	BS250	Data is not available	Data is not available	Oversupply
5/24/2020 10:23	2:02	SAG	Data is not available	Data is not available	Oversupply
5/24/2020 10:25	0:08	AWE	0.2634	18.5000	Oversupply
5/24/2020 10:34	0:01	AWE	0.0011	16.7000	Oversupply
5/24/2020 10:36	0:42	AWE	2.9001	17.5000	Oversupply
5/24/2020 11:20	0:05	AWE	0.0896	17.6000	Oversupply
5/24/2020 11:26	0:59	AWE	2.5192	17.0000	Oversupply
5/24/2020 11:53	0:02	KWPPII	0.0032	0.3772	Oversupply
5/24/2020 11:57	0:01	KWPPII	0.0008	0.2864	Oversupply
5/24/2020 11:59	0:02	KWPPII	0.0013	0.3014	Oversupply
5/24/2020 12:26	1:50	SAG	Data is not available	Data is not available	Oversupply
5/24/2020 12:26	1:23	AWE	6.0238	17.8000	Oversupply
5/24/2020 12:31	0:04	KWPPII	0.0075	0.1617	Oversupply
5/24/2020 13:05	1:11	KWPPII	2.4978	6.1135	Oversupply
5/24/2020 13:50	0:02	AWE	0.0259	16.4000	Oversupply
5/24/2020 13:53	0:02	AWE	0.0484	17.0000	Oversupply
5/24/2020 13:57	0:04	AWE	0.0403	17.8000	Oversupply
5/24/2020 14:04	0:04	AWE	0.0530	18.1000	Oversupply
5/24/2020 14:11	0:01	AWE	0.0018	18.3000	Oversupply
5/24/2020 14:15	0:01	SSA3	0.0362	-0.0020	Oversupply
5/24/2020 14:15	0:01	SSA2	0.0148	0.0020	Oversupply
5/24/2020 14:16	0:01	SSA3	0.0369	0.1710	Oversupply
5/24/2020 14:16	0:01	SSA2	0.0148	0.0400	Oversupply
5/24/2020 14:17	0:01	SSA3	0.0362	0.5420	Oversupply
5/24/2020 14:17	0:01	SSA2	0.0148	0.2710	Oversupply
5/24/2020 14:17	1:18	SSA3	3.6506	0.1070	Oversupply
5/24/2020 14:18	1:18	BS250	Data is not available	Data is not available	Oversupply
5/24/2020 14:18	1:18	SAG	Data is not available	Data is not available	Oversupply



Maui Curtailment Report

May 2020

Start Date and Time	Duration (minutes)	IPP Curtailed	Estimated Curtailed MWH	Peak MW Curtailed	Reasons for Curtailment
5/24/2020 14:18	1:18	SSA2	2.2527	0.0330	Oversupply
5/24/2020 14:19	1:17	KWP11	9.3875	11.4745	Oversupply
5/24/2020 14:31	0:01	AWE	0.0030	16.5000	Oversupply
5/24/2020 14:33	0:01	AWE	0.0048	15.3000	Oversupply
5/24/2020 14:39	0:08	AWE	0.1333	15.4000	Oversupply
5/24/2020 14:48	0:40	AWE	1.6096	14.8000	Oversupply
5/24/2020 15:35	0:01	SSA3	0.0350	0.0010	Oversupply
5/24/2020 15:35	0:01	SSA2	0.0355	0.0760	Oversupply
5/24/2020 15:36	0:01	SSA3	0.0373	0.4130	Oversupply
5/24/2020 15:36	0:01	SSA2	0.0355	1.2430	Oversupply
5/24/2020 15:37	0:35	BS250	Data is not available	Data is not available	Oversupply
5/24/2020 15:37	0:35	SAG	Data is not available	Data is not available	Oversupply
5/24/2020 15:37	0:29	SSA3	1.0806	0.0700	Oversupply
5/24/2020 15:37	0:29	SSA2	1.1641	0.0230	Oversupply
5/24/2020 15:38	0:29	KWP11	2.3605	13.6710	Oversupply
5/24/2020 16:06	0:01	SSA3	0.0290	0.0450	Oversupply
5/24/2020 16:07	0:05	SSA2	0.2151	0.1570	Oversupply
5/24/2020 16:07	0:05	SSA3	0.1771	0.0000	Oversupply
5/24/2020 16:08	0:05	KWP11	0.0846	11.1561	Oversupply
5/24/2020 16:11	0:01	SSA3	0.0296	0.0190	Oversupply
5/24/2020 16:12	0:01	SSA2	0.0359	0.2010	Oversupply
5/24/2020 16:12	0:01	SSA3	0.0303	0.5050	Oversupply
5/24/2020 16:13	0:01	SSA2	0.0359	0.8280	Oversupply
5/24/2020 16:13	0:01	SSA3	0.0296	1.2110	Oversupply
5/24/2020 16:14	0:01	SSA2	0.0359	1.5710	Oversupply
5/24/2020 16:14	0:01	SSA3	0.0303	1.3410	Oversupply
5/24/2020 16:16	0:01	ESA	Data is not available	Data is not available	Oversupply
5/25/2020 8:35	0:01	ESA	Data is not available	Data is not available	Oversupply
5/25/2020 8:36	0:01	17-2	0.0070	0.5230	Oversupply
5/25/2020 8:36	0:01	SSA2	0.0023	1.3600	Oversupply
5/25/2020 8:37	0:01	SSA2	0.0023	1.3870	Oversupply
5/25/2020 8:37	0:01	SSA3	0.0086	1.7260	Oversupply
5/25/2020 8:38	0:02	ESA	Data is not available	Data is not available	Oversupply
5/25/2020 8:38	0:04	17-2	0.0330	0.5460	Oversupply
5/25/2020 8:38	0:01	SSA2	0.0023	0.8080	Oversupply
5/25/2020 8:38	0:01	SSA3	0.0086	0.4160	Oversupply
5/25/2020 8:39	0:01	SSA2	0.0023	1.3960	Oversupply
5/25/2020 8:44	0:01	SSA2	0.0094	1.4830	Oversupply
5/25/2020 8:44	0:01	SSA3	0.0186	1.7940	Oversupply
5/25/2020 8:45	4:53	ESA	Data is not available	Data is not available	Oversupply
5/25/2020 8:45	4:54	17-2	2.3833	0.7500	Oversupply
5/25/2020 8:45	0:01	SSA3	0.0250	1.8020	Oversupply
5/25/2020 8:46	0:01	SSA2	0.0196	1.5080	Oversupply
5/25/2020 8:46	0:01	SSA3	0.0272	1.5820	Oversupply
5/25/2020 8:47	0:01	SSA3	0.0255	0.8050	Oversupply
5/25/2020 8:47	0:01	SSA2	0.0196	0.9250	Oversupply
5/25/2020 8:47	0:01	SSA3	0.0255	0.3490	Oversupply
5/25/2020 8:48	0:01	SSA2	0.0196	0.1530	Oversupply
5/25/2020 8:48	0:01	SSA3	0.0261	0.3440	Oversupply
5/25/2020 8:48	0:01	SSA2	0.0193	0.3850	Oversupply
5/25/2020 8:49	0:01	SSA3	0.0250	0.6180	Oversupply
5/25/2020 8:49	0:01	SSA2	0.0196	0.5300	Oversupply
5/25/2020 8:50	0:02	SSA3	0.0511	0.3310	Oversupply
5/25/2020 8:50	0:01	SSA2	0.0196	0.3020	Oversupply
5/25/2020 8:51	0:01	SSA2	0.0196	0.5130	Oversupply
5/25/2020 8:51	0:01	SSA3	0.0255	0.6160	Oversupply
5/25/2020 8:52	0:01	SSA2	0.0196	0.2570	Oversupply
5/25/2020 8:52	0:02	SSA3	0.0511	0.2090	Oversupply
5/25/2020 8:53	0:01	BS250	Data is not available	Data is not available	Oversupply
5/25/2020 8:53	0:03	AWE	0.0057	13.7000	Oversupply
5/25/2020 8:53	0:01	SSA2	0.0196	0.0240	Oversupply
5/25/2020 8:54	0:01	SSA3	0.0261	0.0070	Oversupply
5/25/2020 8:54	0:01	SSA2	0.0196	-0.0030	Oversupply
5/25/2020 8:54	0:01	SSA3	0.0255	0.0450	Oversupply
5/25/2020 8:54	0:01	SSA2	0.0196	-0.0020	Oversupply
5/25/2020 8:55	0:01	SSA3	0.0255	0.1020	Oversupply
5/25/2020 8:55	0:01	SSA2	0.0196	-0.0030	Oversupply
5/25/2020 8:56	0:01	SSA3	0.0255	0.6820	Oversupply
5/25/2020 8:56	0:01	SSA2	0.0196	-0.0030	Oversupply
5/25/2020 8:57	0:01	SSA3	0.0261	0.9040	Oversupply
5/25/2020 8:57	0:01	SSA2	0.0196	-0.0030	Oversupply
5/25/2020 8:57	0:01	SSA3	0.0261	0.3370	Oversupply
5/25/2020 8:58	0:01	SSA2	0.0196	-0.0030	Oversupply
5/25/2020 8:58	0:01	SSA3	0.0250	0.1650	Oversupply
5/25/2020 8:59	0:01	SSA2	0.0204	0.2110	Oversupply



Maui Curtailment Report

May 2020

Start Date and Time	Duration (minutes)	IPP Curtailed	Estimated Curtailed MWH	Peak MW Curtailed	Reasons for Curtailment
5/25/2020 8:59	0:01	SSA3	0.0269	0.3390	Oversupply
5/25/2020 9:00	0:01	SSA2	0.0269	0.4870	Oversupply
5/25/2020 9:00	0:01	SSA3	0.0335	0.4840	Oversupply
5/25/2020 9:00	0:04	SSA3	0.1711	0.0290	Oversupply
5/25/2020 9:01	0:04	BS250	Data is not available	Data is not available	Oversupply
5/25/2020 9:01	0:04	SAG	Data is not available	Data is not available	Oversupply
5/25/2020 9:01	0:05	AWE	0.0595	14.4000	Oversupply
5/25/2020 9:01	0:04	SSA2	0.1333	0.0180	Oversupply
5/25/2020 9:04	0:01	SSA3	0.0342	0.0080	Oversupply
5/25/2020 9:05	0:01	SSA2	0.0269	0.1070	Oversupply
5/25/2020 9:05	0:01	SSA3	0.0342	0.1620	Oversupply
5/25/2020 9:06	0:03	SSA2	0.0806	0.1680	Oversupply
5/25/2020 9:06	0:02	SSA3	0.1041	0.0600	Oversupply
5/25/2020 9:07	0:02	BS250	Data is not available	Data is not available	Oversupply
5/25/2020 9:07	0:02	SAG	Data is not available	Data is not available	Oversupply
5/25/2020 9:08	0:01	AWE	0.0044	12.5000	Oversupply
5/25/2020 9:08	0:01	SSA3	0.0335	0.0080	Oversupply
5/25/2020 9:08	0:01	SSA2	0.0269	0.0030	Oversupply
5/25/2020 9:09	0:04	SSA3	0.1748	0.1700	Oversupply
5/25/2020 9:09	0:03	SSA2	0.0806	0.0190	Oversupply
5/25/2020 9:10	0:33	BS250	Data is not available	Data is not available	Oversupply
5/25/2020 9:10	0:33	SAG	Data is not available	Data is not available	Oversupply
5/25/2020 9:10	0:04	AWE	0.0319	13.1000	Oversupply
5/25/2020 9:12	0:01	SSA2	0.0269	-0.0030	Oversupply
5/25/2020 9:13	0:01	SSA2	0.0269	-0.0030	Oversupply
5/25/2020 9:13	0:01	SSA3	0.0335	0.0000	Oversupply
5/25/2020 9:13	0:01	SSA2	0.0269	0.0330	Oversupply
5/25/2020 9:14	0:09	SSA3	0.4031	0.2470	Oversupply
5/25/2020 9:14	0:29	SSA2	1.0168	0.0010	Oversupply
5/25/2020 9:15	0:08	AWE	0.1600	12.5000	Oversupply
5/25/2020 9:22	0:01	SSA3	0.0367	-0.0020	Oversupply
5/25/2020 9:23	0:20	SSA3	0.9669	0.0010	Oversupply
5/25/2020 9:24	0:20	AWE	0.3626	12.3000	Oversupply
5/25/2020 9:43	0:01	SSA2	0.0323	-0.0030	Oversupply
5/25/2020 9:43	0:01	SSA3	0.0366	0.0460	Oversupply
5/25/2020 9:44	0:01	BS250	Data is not available	Data is not available	Oversupply
5/25/2020 9:44	0:03	SSA2	0.1204	0.0270	Oversupply
5/25/2020 9:44	0:03	SSA3	0.1345	0.1160	Oversupply
5/25/2020 9:45	0:01	AWE	0.0012	10.3000	Oversupply
5/25/2020 9:46	0:01	BS250	Data is not available	Data is not available	Oversupply
5/25/2020 9:47	0:01	AWE	0.0019	10.9000	Oversupply
5/25/2020 9:47	0:01	SSA3	0.0330	0.0680	Oversupply
5/25/2020 9:47	0:01	SSA2	0.0296	0.0210	Oversupply
5/25/2020 9:48	0:01	SSA3	0.0337	0.0840	Oversupply
5/25/2020 9:48	0:01	SSA2	0.0291	0.1010	Oversupply
5/25/2020 9:49	0:01	SSA3	0.0316	0.0590	Oversupply
5/25/2020 9:49	0:01	SSA2	0.0296	0.1090	Oversupply
5/25/2020 9:49	0:01	SSA3	0.0323	0.0540	Oversupply
5/25/2020 9:50	0:01	SSA2	0.0296	0.1310	Oversupply
5/25/2020 9:50	0:01	SSA3	0.0323	0.0180	Oversupply
5/25/2020 9:51	0:01	SSA2	0.0296	0.0030	Oversupply
5/25/2020 9:51	0:02	SSA3	0.0640	0.0240	Oversupply
5/25/2020 9:52	0:01	BS250	Data is not available	Data is not available	Oversupply
5/25/2020 9:52	0:01	SAG	Data is not available	Data is not available	Oversupply
5/25/2020 9:52	0:01	AWE	0.0034	11.8000	Oversupply
5/25/2020 9:52	0:01	SSA2	0.0296	0.0270	Oversupply
5/25/2020 9:52	0:01	SSA3	0.0316	0.2340	Oversupply
5/25/2020 9:52	0:01	SSA2	0.0296	0.2120	Oversupply
5/25/2020 9:53	0:01	SSA3	0.0323	0.1460	Oversupply
5/25/2020 9:53	0:01	SSA2	0.0296	0.1000	Oversupply
5/25/2020 9:54	0:01	SSA3	0.0323	0.4700	Oversupply
5/25/2020 9:54	0:01	SSA2	0.0296	0.4630	Oversupply
5/25/2020 9:55	0:01	SSA3	0.0323	0.7770	Oversupply
5/25/2020 9:55	0:01	SSA2	0.0296	0.7270	Oversupply
5/25/2020 9:55	0:01	SSA3	0.0316	0.8640	Oversupply
5/25/2020 9:56	0:01	SSA2	0.0296	1.0340	Oversupply
5/25/2020 9:56	0:01	SSA3	0.0323	1.1960	Oversupply
5/25/2020 9:57	0:01	SSA2	0.0296	0.6810	Oversupply
5/25/2020 9:57	0:01	SSA3	0.0323	0.6810	Oversupply
5/25/2020 9:58	0:01	SSA2	0.0296	1.1800	Oversupply
5/25/2020 9:58	0:01	SSA3	0.0316	1.0630	Oversupply
5/25/2020 9:58	0:01	SSA3	0.0323	0.8950	Oversupply
5/25/2020 9:58	0:01	SSA2	0.0296	1.0220	Oversupply
5/25/2020 9:59	0:01	SSA3	0.0329	0.3830	Oversupply
5/25/2020 9:59	0:01	SSA2	0.0318	0.3770	Oversupply



Maui Curtailment Report

May 2020

Start Date and Time	Duration (minutes)	IPP Curtailed	Estimated Curtailed MWH	Peak MW Curtailed	Reasons for Curtailment
5/25/2020 10:00	0:01	SSA3	0.0346	0.5720	Oversupply
5/25/2020 10:00	0:01	SSA2	0.0353	0.6730	Oversupply
5/25/2020 10:01	0:01	SSA3	0.0346	0.4290	Oversupply
5/25/2020 10:01	0:01	SSA2	0.0353	0.0320	Oversupply
5/25/2020 10:01	0:01	SSA3	0.0339	0.0160	Oversupply
5/25/2020 10:02	0:03	AWE	0.0076	11.9000	Oversupply
5/25/2020 10:02	0:02	SSA2	0.0705	0.0340	Oversupply
5/25/2020 10:02	0:01	SSA3	0.0346	0.0150	Oversupply
5/25/2020 10:03	0:01	SSA3	0.0346	0.0270	Oversupply
5/25/2020 10:04	0:02	BS250	Data is not available	Data is not available	Oversupply
5/25/2020 10:04	0:02	SAG	Data is not available	Data is not available	Oversupply
5/25/2020 10:04	0:02	SSA2	0.0699	0.0010	Oversupply
5/25/2020 10:04	0:02	SSA3	0.0708	-0.0010	Oversupply
5/25/2020 10:05	0:01	SSA3	0.0346	0.0260	Oversupply
5/25/2020 10:05	0:01	SSA2	0.0353	0.0220	Oversupply
5/25/2020 10:06	0:01	AWE	0.0054	12.4000	Oversupply
5/25/2020 10:06	0:01	SSA3	0.0354	0.2070	Oversupply
5/25/2020 10:06	0:01	SSA2	0.0353	0.1260	Oversupply
5/25/2020 10:07	0:01	SSA3	0.0346	0.1840	Oversupply
5/25/2020 10:07	0:01	SSA2	0.0353	0.1750	Oversupply
5/25/2020 10:08	0:01	SSA3	0.0354	0.6380	Oversupply
5/25/2020 10:08	0:01	SSA2	0.0353	0.2660	Oversupply
5/25/2020 10:08	0:01	SSA3	0.0339	0.6000	Oversupply
5/25/2020 10:09	0:01	SSA2	0.0353	0.4140	Oversupply
5/25/2020 10:09	0:03	SSA3	0.1400	0.4090	Oversupply
5/25/2020 10:10	0:01	SAG	Data is not available	Data is not available	Oversupply
5/25/2020 10:10	0:02	BS250	Data is not available	Data is not available	Oversupply
5/25/2020 10:10	0:03	SSA2	0.1058	0.0080	Oversupply
5/25/2020 10:11	0:01	AWE	0.0049	11.1000	Oversupply
5/25/2020 10:12	0:06	SSA3	0.2895	0.0090	Oversupply
5/25/2020 10:12	0:06	SSA2	0.2606	0.0070	Oversupply
5/25/2020 10:13	0:06	BS250	Data is not available	Data is not available	Oversupply
5/25/2020 10:13	0:06	SAG	Data is not available	Data is not available	Oversupply
5/25/2020 10:13	0:04	AWE	0.0368	11.0000	Oversupply
5/25/2020 10:18	0:01	AWE	0.0007	10.1000	Oversupply
5/25/2020 10:18	0:01	SSA2	0.0371	0.0050	Oversupply
5/25/2020 10:18	0:01	SSA3	0.0354	0.0560	Oversupply
5/25/2020 10:19	0:02	SSA2	0.0771	0.0110	Oversupply
5/25/2020 10:19	0:05	SSA3	0.2178	0.0290	Oversupply
5/25/2020 10:20	0:08	BS250	Data is not available	Data is not available	Oversupply
5/25/2020 10:20	0:08	SAG	Data is not available	Data is not available	Oversupply
5/25/2020 10:21	0:01	AWE	0.0055	11.3000	Oversupply
5/25/2020 10:21	0:01	SSA2	0.0386	0.0050	Oversupply
5/25/2020 10:22	0:03	SSA2	0.1157	0.0280	Oversupply
5/25/2020 10:23	0:05	AWE	0.0427	11.5000	Oversupply
5/25/2020 10:24	0:03	SSA3	0.1470	0.0440	Oversupply
5/25/2020 10:24	0:03	SSA2	0.1157	0.0050	Oversupply
5/25/2020 10:27	0:02	SSA3	0.1093	0.0040	Oversupply
5/25/2020 10:27	0:01	SSA2	0.0386	0.0070	Oversupply
5/25/2020 10:28	0:01	SSA2	0.0386	0.0350	Oversupply
5/25/2020 10:29	0:01	SSA2	0.0384	0.2500	Oversupply
5/25/2020 10:29	0:02	SSA3	0.0724	0.0140	Oversupply
5/25/2020 10:30	0:01	BS250	Data is not available	Data is not available	Oversupply
5/25/2020 10:30	0:01	SAG	Data is not available	Data is not available	Oversupply
5/25/2020 10:30	0:02	SSA2	0.0788	0.0310	Oversupply
5/25/2020 10:31	0:02	AWE	0.0052	10.7000	Oversupply
5/25/2020 10:31	0:01	SSA3	0.0356	0.0070	Oversupply
5/25/2020 10:31	0:01	SSA2	0.0394	0.0040	Oversupply
5/25/2020 10:32	0:01	SSA3	0.0341	0.0040	Oversupply
5/25/2020 10:32	0:01	SSA2	0.0394	0.0820	Oversupply
5/25/2020 10:32	0:01	SSA3	0.0349	0.1690	Oversupply
5/25/2020 10:33	0:04	SAG	Data is not available	Data is not available	Oversupply
5/25/2020 10:33	0:06	BS250	Data is not available	Data is not available	Oversupply
5/25/2020 10:33	0:01	SSA2	0.0387	0.0260	Oversupply
5/25/2020 10:33	0:01	SSA3	0.0341	0.1310	Oversupply
5/25/2020 10:34	0:05	SSA3	0.2085	0.0040	Oversupply
5/25/2020 10:34	0:03	SSA2	0.1183	0.0220	Oversupply
5/25/2020 10:36	0:02	AWE	0.0184	10.7000	Oversupply
5/25/2020 10:36	0:03	KWPPI	0.0007	0.0249	Oversupply
5/25/2020 10:37	0:01	SSA2	0.0394	0.0000	Oversupply
5/25/2020 10:37	0:02	SSA2	0.0788	0.0020	Oversupply
5/25/2020 10:38	0:01	SAG	Data is not available	Data is not available	Oversupply
5/25/2020 10:39	0:01	SSA3	0.0349	0.0170	Oversupply
5/25/2020 10:39	0:01	SSA2	0.0394	0.0800	Oversupply
5/25/2020 10:39	0:01	SSA3	0.0349	0.2310	Oversupply



Maui Curtailment Report

May 2020

Start Date and Time	Duration (minutes)	IPP Curtailed	Estimated Curtailed MWH	Peak MW Curtailed	Reasons for Curtailment
5/25/2020 10:40	0:01	SSA2	0.0394	0.1260	Oversupply
5/25/2020 10:40	0:01	SSA3	0.0341	0.0890	Oversupply
5/25/2020 10:41	0:01	SSA3	0.0356	0.0620	Oversupply
5/25/2020 10:41	0:01	SSA2	0.0394	0.3050	Oversupply
5/25/2020 10:42	0:01	BS250	Data is not available	Data is not available	Oversupply
5/25/2020 10:42	0:01	SAG	Data is not available	Data is not available	Oversupply
5/25/2020 10:42	0:01	SSA3	0.0349	0.0540	Oversupply
5/25/2020 10:42	0:01	SSA2	0.0394	0.0260	Oversupply
5/25/2020 10:42	0:01	SSA3	0.0349	0.1090	Oversupply
5/25/2020 10:43	0:01	SSA2	0.0394	0.2640	Oversupply
5/25/2020 10:43	0:01	SSA3	0.0349	0.2530	Oversupply
5/25/2020 10:43	0:01	SSA2	0.0394	0.3930	Oversupply
5/25/2020 10:44	0:01	SSA3	0.0338	1.1060	Oversupply
5/25/2020 10:44	0:01	SSA2	0.0306	1.0940	Oversupply
5/25/2020 10:45	0:01	SSA3	0.0253	0.8290	Oversupply
5/25/2020 10:45	0:01	SSA2	0.0288	0.6700	Oversupply
5/25/2020 10:45	0:01	SSA3	0.0259	1.1080	Oversupply
5/25/2020 10:46	0:01	SSA2	0.0288	1.2170	Oversupply
5/25/2020 10:46	0:01	SSA3	0.0259	1.2310	Oversupply
5/25/2020 10:47	0:01	SSA2	0.0288	0.9690	Oversupply
5/25/2020 10:47	0:01	SSA3	0.0253	1.5770	Oversupply
5/25/2020 10:48	0:01	SSA3	0.0259	1.3980	Oversupply
5/25/2020 10:48	0:01	SSA2	0.0288	1.4790	Oversupply
5/25/2020 10:49	0:01	SSA3	0.0253	2.0060	Oversupply
5/25/2020 10:49	0:01	SSA2	0.0277	1.8890	Oversupply
5/25/2020 10:49	0:01	SSA3	0.0259	1.4580	Oversupply
5/25/2020 10:50	0:01	SSA2	0.0288	1.7010	Oversupply
5/25/2020 10:50	0:01	SSA3	0.0253	0.8120	Oversupply
5/25/2020 10:50	0:01	SSA2	0.0288	0.8380	Oversupply
5/25/2020 10:51	0:01	SSA3	0.0248	1.3690	Oversupply
5/25/2020 10:51	0:01	SSA2	0.0288	1.2750	Oversupply
5/25/2020 10:52	0:01	SSA3	0.0253	1.4410	Oversupply
5/25/2020 10:52	0:01	SSA2	0.0288	1.2870	Oversupply
5/25/2020 10:52	0:01	SSA3	0.0253	1.2330	Oversupply
5/25/2020 10:53	0:01	SSA2	0.0288	1.1160	Oversupply
5/25/2020 10:53	0:01	SSA3	0.0253	1.0020	Oversupply
5/25/2020 10:54	0:01	SSA2	0.0288	0.3660	Oversupply
5/25/2020 10:54	0:01	SSA3	0.0248	0.6560	Oversupply
5/25/2020 10:55	0:01	SSA3	0.0259	0.5850	Oversupply
5/25/2020 10:55	0:01	SSA2	0.0288	0.8000	Oversupply
5/25/2020 10:55	0:01	SSA3	0.0248	1.0960	Oversupply
5/25/2020 10:56	0:01	SSA2	0.0282	1.0100	Oversupply
5/25/2020 10:56	0:23	SSA3	1.0046	0.1630	Oversupply
5/25/2020 10:56	0:23	SSA2	1.0084	0.0280	Oversupply
5/25/2020 10:57	0:22	BS250	Data is not available	Data is not available	Oversupply
5/25/2020 10:57	0:22	SAG	Data is not available	Data is not available	Oversupply
5/25/2020 10:58	0:20	KWPll	0.1761	1.5079	Oversupply
5/25/2020 11:01	0:12	AWE	0.1165	11.1000	Oversupply
5/25/2020 11:16	0:01	AWE	0.0052	11.5000	Oversupply
5/25/2020 11:19	0:01	SSA3	0.0330	0.2100	Oversupply
5/25/2020 11:19	0:01	SSA2	0.0368	0.0900	Oversupply
5/25/2020 11:20	0:01	BS250	Data is not available	Data is not available	Oversupply
5/25/2020 11:20	0:01	SAG	Data is not available	Data is not available	Oversupply
5/25/2020 11:20	0:01	SSA3	0.0323	0.2430	Oversupply
5/25/2020 11:20	0:01	SSA2	0.0368	0.0160	Oversupply
5/25/2020 11:20	0:01	SSA3	0.0323	0.0220	Oversupply
5/25/2020 11:21	0:01	SSA2	0.0368	0.2200	Oversupply
5/25/2020 11:21	0:01	SSA3	0.0316	0.5380	Oversupply
5/25/2020 11:22	0:01	SSA2	0.0368	0.7820	Oversupply
5/25/2020 11:22	0:01	SSA3	0.0323	1.4970	Oversupply
5/25/2020 11:22	0:01	SSA2	0.0368	1.8920	Oversupply
5/25/2020 11:23	0:01	SSA3	0.0323	1.6390	Oversupply
5/25/2020 11:23	0:01	SSA2	0.0368	1.0380	Oversupply
5/25/2020 11:23	0:01	SSA3	0.0330	1.8760	Oversupply
5/25/2020 11:24	0:01	SSA3	0.0330	0.0850	Oversupply
5/25/2020 11:24	0:01	SSA2	0.0368	1.0510	Oversupply
5/25/2020 11:25	0:01	SSA3	0.0337	0.1520	Oversupply
5/25/2020 11:25	0:02	SSA2	0.0737	0.0260	Oversupply
5/25/2020 11:26	0:01	BS250	Data is not available	Data is not available	Oversupply
5/25/2020 11:26	0:01	SAG	Data is not available	Data is not available	Oversupply
5/25/2020 11:26	0:01	SSA3	0.0316	0.0360	Oversupply
5/25/2020 11:26	0:01	SSA3	0.0323	0.0060	Oversupply
5/25/2020 11:27	0:01	KWPll	0.0075	1.9789	Oversupply
5/25/2020 11:27	0:01	SSA2	0.0368	0.0970	Oversupply
5/25/2020 11:27	0:01	SSA3	0.0323	0.3560	Oversupply



Maui Curtailment Report

May 2020

Start Date and Time	Duration (minutes)	IPP Curtailed	Estimated Curtailed MWH	Peak MW Curtailed	Reasons for Curtailment
5/25/2020 11:28	0:01	SSA2	0.0368	0.1330	Oversupply
5/25/2020 11:28	1:29	SSA3	4.2505	0.2240	Oversupply
5/25/2020 11:28	1:27	SSA2	4.1736	0.0080	Oversupply
5/25/2020 11:29	1:27	BS250	Data is not available	Data is not available	Oversupply
5/25/2020 11:29	1:27	SAG	Data is not available	Data is not available	Oversupply
5/25/2020 11:29	1:28	KWP11	3.1646	2.9021	Oversupply
5/25/2020 11:31	0:01	AWE	0.0009	10.1000	Oversupply
5/25/2020 11:37	0:07	AWE	0.0676	10.1000	Oversupply
5/25/2020 11:45	0:01	AWE	0.0113	9.9000	Oversupply
5/25/2020 11:48	0:01	AWE	0.0085	9.7000	Oversupply
5/25/2020 11:51	0:06	AWE	0.0631	10.3000	Oversupply
5/25/2020 11:59	0:25	AWE	0.4261	12.4000	Oversupply
5/25/2020 12:25	0:13	AWE	0.1888	13.0000	Oversupply
5/25/2020 12:39	0:03	AWE	0.0306	13.1000	Oversupply
5/25/2020 12:43	0:04	AWE	0.0858	12.6000	Oversupply
5/25/2020 12:56	0:01	SSA2	0.0414	0.0000	Oversupply
5/25/2020 12:57	0:11	BS250	Data is not available	Data is not available	Oversupply
5/25/2020 12:57	0:11	SAG	Data is not available	Data is not available	Oversupply
5/25/2020 12:57	0:02	SSA2	0.0828	0.0040	Oversupply
5/25/2020 12:57	0:02	SSA3	0.0739	0.0070	Oversupply
5/25/2020 12:58	0:01	AWE	0.0015	13.0000	Oversupply
5/25/2020 12:58	0:09	SSA2	0.3732	0.0620	Oversupply
5/25/2020 12:59	0:09	SSA3	0.3572	-0.0020	Oversupply
5/25/2020 13:00	0:09	KWP11	0.2444	2.5368	Oversupply
5/25/2020 13:01	0:04	AWE	0.0393	13.8000	Oversupply
5/25/2020 13:07	0:01	SSA2	0.0364	-0.0010	Oversupply
5/25/2020 13:07	0:01	SSA3	0.0315	-0.0020	Oversupply
5/25/2020 13:08	0:01	SSA3	0.0315	0.3260	Oversupply
5/25/2020 13:08	0:01	SSA2	0.0364	0.0670	Oversupply
5/25/2020 13:09	0:01	SSA3	0.0315	0.4350	Oversupply
5/25/2020 13:09	0:01	SSA2	0.0350	0.1190	Oversupply
5/25/2020 13:09	0:01	SSA3	0.0308	1.0400	Oversupply
5/25/2020 13:10	0:01	SSA2	0.0364	0.1180	Oversupply
5/25/2020 13:10	0:01	SSA3	0.0329	1.3170	Oversupply
5/25/2020 13:11	0:01	SSA2	0.0364	0.1230	Oversupply
5/25/2020 13:11	0:01	SSA3	0.0315	1.8130	Oversupply
5/25/2020 13:11	0:01	SSA2	0.0364	0.1910	Oversupply
5/25/2020 13:12	0:01	SSA3	0.0322	1.5140	Oversupply
5/25/2020 13:12	0:01	SSA2	0.0364	0.1370	Oversupply
5/25/2020 13:13	0:01	SSA3	0.0315	0.0520	Oversupply
5/25/2020 13:13	0:01	SSA2	0.0364	0.1670	Oversupply
5/25/2020 13:13	0:01	SSA3	0.0322	0.4430	Oversupply
5/25/2020 13:14	0:01	SSA2	0.0298	0.5230	Oversupply
5/25/2020 13:14	0:01	SSA3	0.0287	2.0640	Oversupply
5/25/2020 13:15	0:01	SSA2	0.0254	1.2520	Oversupply
5/25/2020 13:15	0:01	SSA3	0.0243	0.1270	Oversupply
5/25/2020 13:16	0:01	SSA3	0.0249	0.5770	Oversupply
5/25/2020 13:16	0:01	SSA2	0.0254	1.3440	Oversupply
5/25/2020 13:16	0:01	SSA3	0.0249	1.0240	Oversupply
5/25/2020 13:17	0:01	SSA2	0.0254	0.8730	Oversupply
5/25/2020 13:17	0:01	SSA3	0.0254	0.8710	Oversupply
5/25/2020 13:17	0:01	SSA2	0.0254	0.5210	Oversupply
5/25/2020 13:18	0:01	SSA3	0.0249	0.0530	Oversupply
5/25/2020 13:18	0:01	SSA2	0.0254	0.6180	Oversupply
5/25/2020 13:19	0:01	SSA3	0.0254	0.7380	Oversupply
5/25/2020 13:19	0:01	SSA2	0.0254	0.7930	Oversupply
5/25/2020 13:20	0:01	SSA3	0.0249	1.0320	Oversupply
5/25/2020 13:20	0:01	SSA2	0.0254	1.4520	Oversupply
5/25/2020 13:20	0:01	SSA3	0.0249	1.2290	Oversupply
5/25/2020 13:21	0:01	SSA2	0.0254	1.6160	Oversupply
5/25/2020 13:21	0:01	SSA3	0.0276	1.5210	Oversupply
5/25/2020 13:22	0:01	SSA2	0.0254	0.7370	Oversupply
5/25/2020 13:22	0:01	SSA3	0.0243	0.1470	Oversupply
5/25/2020 13:23	0:01	SSA3	0.0249	0.4320	Oversupply
5/25/2020 13:23	0:01	SSA2	0.0254	1.4530	Oversupply
5/25/2020 13:23	0:01	SSA3	0.0243	1.7040	Oversupply
5/25/2020 13:24	0:01	SSA2	0.0254	1.4980	Oversupply
5/25/2020 13:24	0:01	SSA3	0.0249	1.4530	Oversupply
5/25/2020 13:24	0:01	SSA2	0.0249	1.6290	Oversupply
5/25/2020 13:25	0:01	SSA3	0.0259	1.4680	Oversupply
5/25/2020 13:25	0:01	SSA2	0.0254	1.8850	Oversupply
5/25/2020 13:26	0:01	SSA3	0.0243	1.2920	Oversupply
5/25/2020 13:26	0:01	SSA2	0.0254	0.6060	Oversupply
5/25/2020 13:26	0:01	SSA3	0.0243	1.3330	Oversupply
5/25/2020 13:27	0:01	SSA2	0.0254	0.8490	Oversupply



Maui Curtailment Report

May 2020

Start Date and Time	Duration (minutes)	IPP Curtailed	Estimated Curtailed MWH	Peak MW Curtailed	Reasons for Curtailment
5/25/2020 13:27	0:01	SSA3	0.0249	0.3220	Oversupply
5/25/2020 13:28	0:01	SSA2	0.0254	1.2020	Oversupply
5/25/2020 13:28	0:01	SSA3	0.0249	1.3730	Oversupply
5/25/2020 13:29	0:01	SSA2	0.0241	1.1250	Oversupply
5/25/2020 13:29	0:01	SSA3	0.0243	1.0290	Oversupply
5/25/2020 13:30	0:01	SSA3	0.0121	0.0880	Oversupply
5/25/2020 13:30	0:01	SSA2	0.0155	0.1210	Oversupply
5/25/2020 13:30	0:01	SSA3	0.0116	0.2680	Oversupply
5/25/2020 13:30	0:01	SSA2	0.0155	0.1040	Oversupply
5/25/2020 13:31	0:01	SSA3	0.0121	0.3240	Oversupply
5/25/2020 13:31	0:01	SSA2	0.0155	0.4640	Oversupply
5/25/2020 13:32	0:01	SSA3	0.0118	0.6970	Oversupply
5/25/2020 13:32	0:01	SSA2	0.0155	1.1300	Oversupply
5/25/2020 13:33	0:01	SSA3	0.0118	1.4140	Oversupply
5/25/2020 13:33	0:01	SSA2	0.0155	0.7100	Oversupply
5/25/2020 13:33	0:01	SSA3	0.0121	1.1470	Oversupply
5/25/2020 13:34	0:01	SSA2	0.0155	1.2700	Oversupply
5/25/2020 13:34	0:01	SSA3	0.0118	1.1560	Oversupply
5/25/2020 13:35	0:01	SSA2	0.0155	1.6640	Oversupply
5/25/2020 13:35	0:01	SSA3	0.0118	1.7310	Oversupply
5/25/2020 13:36	0:01	SSA2	0.0155	1.6110	Oversupply
5/25/2020 13:36	0:01	SSA3	0.0121	1.7960	Oversupply
5/25/2020 13:36	0:01	SSA3	0.0118	1.4350	Oversupply
5/25/2020 13:37	0:01	SSA2	0.0155	1.9600	Oversupply
5/25/2020 13:37	0:01	SSA3	0.0121	2.7820	Oversupply
5/25/2020 13:49	0:01	SSA3	0.0013	2.9050	Oversupply
5/25/2020 13:50	0:01	17-2	0.0015	0.5660	Oversupply
5/26/2020 10:59	0:03	ESA	Data is not available	Data is not available	Oversupply
5/26/2020 11:00	0:02	17-2	0.0143	0.7500	Oversupply
5/26/2020 11:00	0:01	SSA3	0.0027	2.3850	Oversupply
5/26/2020 11:00	0:01	SSA2	0.0049	1.3380	Oversupply
5/26/2020 11:11	0:01	SSA2	0.0049	2.3400	Oversupply
5/26/2020 11:12	0:10	17-2	0.0455	0.7500	Oversupply
5/26/2020 11:14	0:01	SSA3	0.0051	2.8630	Oversupply
5/26/2020 11:15	0:03	ESA	Data is not available	Data is not available	Oversupply
5/26/2020 11:15	0:01	SSA2	0.0061	3.2060	Oversupply
5/26/2020 11:15	0:01	SSA3	0.0059	3.0520	Oversupply
5/26/2020 11:15	0:01	SSA2	0.0061	0.8050	Oversupply
5/26/2020 11:16	0:01	SSA3	0.0058	0.1970	Oversupply
5/26/2020 11:16	0:01	SSA2	0.0061	1.3560	Oversupply
5/26/2020 11:17	0:01	SSA3	0.0059	0.2060	Oversupply
5/26/2020 11:22	0:01	SSA3	0.0060	2.8670	Oversupply
5/26/2020 11:23	0:02	ESA	Data is not available	Data is not available	Oversupply
5/26/2020 11:23	0:01	SSA3	0.0066	2.2020	Oversupply
5/26/2020 11:23	0:01	SSA2	0.0061	2.7890	Oversupply
5/26/2020 11:24	0:04	17-2	0.0159	0.7500	Oversupply
5/26/2020 11:24	0:01	SSA3	0.0059	1.9500	Oversupply
5/26/2020 11:30	0:01	17-2	0.0002	0.7500	Oversupply
5/26/2020 11:31	0:01	SSA3	0.0113	2.8930	Oversupply
5/26/2020 11:31	0:01	SSA2	0.0016	2.5720	Oversupply
5/26/2020 11:32	0:02	ESA	Data is not available	Data is not available	Oversupply
5/26/2020 11:32	0:03	17-2	0.0300	0.7500	Oversupply
5/26/2020 11:32	0:01	SSA3	0.0111	1.8990	Oversupply
5/26/2020 11:32	0:01	SSA2	0.0016	2.1350	Oversupply
5/26/2020 11:32	0:01	SSA3	0.0111	2.5000	Oversupply
5/26/2020 11:33	0:01	SSA2	0.0016	2.3580	Oversupply
5/26/2020 11:33	0:01	SSA3	0.0113	2.4500	Oversupply
5/26/2020 12:43	0:01	SSA3	0.0092	3.2780	Oversupply
5/26/2020 12:44	1:13	ESA	Data is not available	Data is not available	Oversupply
5/26/2020 12:44	1:14	17-2	0.8985	0.7500	Oversupply
5/26/2020 12:44	0:01	SSA2	0.0047	2.8850	Oversupply
5/26/2020 12:44	0:01	SSA3	0.0232	1.6750	Oversupply
5/26/2020 12:45	0:01	SSA2	0.0380	1.6650	Oversupply
5/26/2020 12:45	0:01	SSA3	0.0341	0.0680	Oversupply
5/26/2020 12:45	0:04	SSA2	0.1975	0.1080	Oversupply
5/26/2020 12:46	0:04	BS250	Data is not available	Data is not available	Oversupply
5/26/2020 12:46	0:04	SAG	Data is not available	Data is not available	Oversupply
5/26/2020 12:46	0:04	SSA3	0.1752	0.6750	Oversupply
5/26/2020 12:47	0:02	AWE	0.0120	14.6000	Oversupply
5/26/2020 12:47	0:04	KWP11	0.0284	0.8083	Oversupply
5/26/2020 12:50	0:01	SSA3	0.0349	0.0000	Oversupply
5/26/2020 12:50	0:01	SSA2	0.0395	-0.0020	Oversupply
5/26/2020 12:50	0:01	SSA3	0.0356	0.1150	Oversupply
5/26/2020 12:51	0:01	SSA2	0.0395	-0.0030	Oversupply
5/26/2020 12:51	0:01	SSA3	0.0356	0.1220	Oversupply



Maui Curtailment Report

May 2020

Start Date and Time	Duration (minutes)	IPP Curtailed	Estimated Curtailed MWH	Peak MW Curtailed	Reasons for Curtailment
5/26/2020 12:51	0:03	SSA2	0.1564	-0.0030	Oversupply
5/26/2020 12:52	0:02	BS250	Data is not available	Data is not available	Oversupply
5/26/2020 12:52	0:02	SAG	Data is not available	Data is not available	Oversupply
5/26/2020 12:52	0:02	SSA3	0.1092	0.0140	Oversupply
5/26/2020 12:53	0:03	KWP11	0.0150	0.4850	Oversupply
5/26/2020 12:54	0:01	AWE	0.0036	15.5000	Oversupply
5/26/2020 12:54	0:01	SSA3	0.0356	0.0180	Oversupply
5/26/2020 12:55	0:01	BS250	Data is not available	Data is not available	Oversupply
5/26/2020 12:55	0:01	SSA2	0.0387	0.0430	Oversupply
5/26/2020 12:55	0:01	SSA3	0.0349	0.1530	Oversupply
5/26/2020 12:56	0:01	SSA2	0.0395	0.5080	Oversupply
5/26/2020 12:56	0:01	SSA3	0.0349	0.1470	Oversupply
5/26/2020 12:57	0:01	SSA3	0.0349	0.4790	Oversupply
5/26/2020 12:57	0:01	SSA2	0.0395	0.5920	Oversupply
5/26/2020 12:57	0:01	SSA3	0.0356	0.2650	Oversupply
5/26/2020 12:57	0:01	SSA2	0.0380	0.0700	Oversupply
5/26/2020 12:58	0:01	SSA3	0.0341	0.0100	Oversupply
5/26/2020 12:58	0:03	SSA2	0.1201	0.0150	Oversupply
5/26/2020 12:59	0:03	BS250	Data is not available	Data is not available	Oversupply
5/26/2020 12:59	0:03	SAG	Data is not available	Data is not available	Oversupply
5/26/2020 12:59	0:01	KWP11	0.0051	0.3682	Oversupply
5/26/2020 12:59	0:02	SSA3	0.1083	0.0040	Oversupply
5/26/2020 13:01	0:01	AWE	0.0016	14.9000	Oversupply
5/26/2020 13:01	0:02	KWP11	0.0111	0.4461	Oversupply
5/26/2020 13:01	0:01	SSA2	0.0410	0.0050	Oversupply
5/26/2020 13:01	0:01	SSA3	0.0366	-0.0020	Oversupply
5/26/2020 13:02	0:02	SSA2	0.0820	0.1610	Oversupply
5/26/2020 13:02	0:01	SSA3	0.0374	0.0410	Oversupply
5/26/2020 13:03	0:01	SSA3	0.0366	0.1390	Oversupply
5/26/2020 13:03	0:16	SSA3	0.7664	0.0090	Oversupply
5/26/2020 13:04	0:16	SSA2	0.7726	0.0080	Oversupply
5/26/2020 13:04	0:21	BS250	Data is not available	Data is not available	Oversupply
5/26/2020 13:04	0:21	SAG	Data is not available	Data is not available	Oversupply
5/26/2020 13:04	0:05	KWP11	0.0224	0.5000	Oversupply
5/26/2020 13:04	0:20	AWE	0.2692	16.0000	Oversupply
5/26/2020 13:20	0:04	SSA3	0.1795	0.0000	Oversupply
5/26/2020 13:20	0:03	SSA2	0.1594	0.0410	Oversupply
5/26/2020 13:23	0:02	SSA2	0.0789	0.0060	Oversupply
5/26/2020 13:24	0:02	SSA3	0.0698	0.0960	Oversupply
5/26/2020 13:25	0:01	AWE	0.0168	15.9000	Oversupply
5/26/2020 13:25	0:01	SSA2	0.0402	0.2250	Oversupply
5/26/2020 13:25	0:01	SSA3	0.0345	0.3550	Oversupply
5/26/2020 13:26	0:01	SSA3	0.0361	0.3510	Oversupply
5/26/2020 13:26	0:01	SSA2	0.0402	0.0890	Oversupply
5/26/2020 13:27	0:01	SSA3	0.0361	0.6170	Oversupply
5/26/2020 13:27	0:01	SSA2	0.0402	0.6510	Oversupply
5/26/2020 13:27	0:01	SSA3	0.0353	0.4090	Oversupply
5/26/2020 13:28	0:01	SSA2	0.0402	0.2990	Oversupply
5/26/2020 13:28	0:01	SSA3	0.0353	0.2100	Oversupply
5/26/2020 13:29	0:01	SSA2	0.0402	0.2410	Oversupply
5/26/2020 13:29	0:01	SSA3	0.0360	0.1850	Oversupply
5/26/2020 13:29	0:01	SSA2	0.0400	0.2980	Oversupply
5/26/2020 13:30	0:01	SSA3	0.0343	0.0740	Oversupply
5/26/2020 13:30	0:01	SSA2	0.0400	0.0310	Oversupply
5/26/2020 13:31	0:01	SSA3	0.0366	0.3900	Oversupply
5/26/2020 13:31	0:01	SSA2	0.0400	0.3820	Oversupply
5/26/2020 13:31	0:01	SSA3	0.0351	0.3790	Oversupply
5/26/2020 13:32	0:01	SSA2	0.0400	0.1400	Oversupply
5/26/2020 13:32	0:01	SSA3	0.0343	0.4030	Oversupply
5/26/2020 13:33	0:01	SSA3	0.0351	0.1630	Oversupply
5/26/2020 13:33	0:01	SSA2	0.0400	0.0690	Oversupply
5/26/2020 13:34	0:01	BS250	Data is not available	Data is not available	Oversupply
5/26/2020 13:34	0:01	SSA3	0.0359	0.1240	Oversupply
5/26/2020 13:34	0:01	SSA2	0.0400	0.0650	Oversupply
5/26/2020 13:34	0:01	SSA3	0.0351	0.1880	Oversupply
5/26/2020 13:35	0:01	SSA2	0.0392	0.0490	Oversupply
5/26/2020 13:35	0:01	SSA3	0.0351	0.0700	Oversupply
5/26/2020 13:35	0:01	SSA2	0.0400	0.1650	Oversupply
5/26/2020 13:36	0:01	SSA3	0.0359	0.0370	Oversupply
5/26/2020 13:36	0:01	SSA2	0.0400	0.2650	Oversupply
5/26/2020 13:37	0:01	BS250	Data is not available	Data is not available	Oversupply
5/26/2020 13:37	0:01	SAG	Data is not available	Data is not available	Oversupply
5/26/2020 13:37	0:01	SSA3	0.0343	0.0590	Oversupply
5/26/2020 13:37	0:01	SSA2	0.0400	0.0110	Oversupply
5/26/2020 13:37	0:01	SSA3	0.0343	0.2850	Oversupply



Maui Curtailment Report

May 2020

Start Date and Time	Duration (minutes)	IPP Curtailed	Estimated Curtailed MWH	Peak MW Curtailed	Reasons for Curtailment
5/26/2020 13:38	0:01	SSA2	0.0400	0.0570	Oversupply
5/26/2020 13:38	0:02	SSA3	0.1068	0.1020	Oversupply
5/26/2020 13:39	0:01	AWE	0.0023	17.9000	Oversupply
5/26/2020 13:39	0:01	SSA2	0.0400	0.2800	Oversupply
5/26/2020 13:40	0:01	SSA2	0.0400	0.0670	Oversupply
5/26/2020 13:41	0:03	BS250	Data is not available	Data is not available	Oversupply
5/26/2020 13:41	0:03	SAG	Data is not available	Data is not available	Oversupply
5/26/2020 13:41	0:02	AWE	0.0045	17.6000	Oversupply
5/26/2020 13:41	0:05	SSA3	0.2052	0.0190	Oversupply
5/26/2020 13:41	0:05	SSA2	0.2221	0.0140	Oversupply
5/26/2020 13:45	0:01	AWE	0.0003	16.9000	Oversupply
5/26/2020 13:45	0:01	SSA3	0.0239	0.0260	Oversupply
5/26/2020 13:46	0:01	SSA2	0.0289	-0.0020	Oversupply
5/26/2020 13:46	0:01	SSA3	0.0234	0.1100	Oversupply
5/26/2020 13:47	0:01	SSA2	0.0295	0.0810	Oversupply
5/26/2020 13:47	0:02	SSA3	0.0473	0.0130	Oversupply
5/26/2020 13:48	0:01	BS250	Data is not available	Data is not available	Oversupply
5/26/2020 13:48	0:01	SAG	Data is not available	Data is not available	Oversupply
5/26/2020 13:48	0:01	SSA2	0.0295	0.0100	Oversupply
5/26/2020 13:48	0:01	SSA2	0.0295	0.0620	Oversupply
5/26/2020 13:48	0:01	SSA3	0.0234	0.0340	Oversupply
5/26/2020 13:49	0:01	SSA3	0.0234	0.0520	Oversupply
5/26/2020 13:49	0:01	SSA2	0.0295	0.6790	Oversupply
5/26/2020 13:50	0:01	SSA3	0.0234	0.2170	Oversupply
5/26/2020 13:50	0:02	SSA2	0.0590	0.2350	Oversupply
5/26/2020 13:51	0:01	SSA3	0.0234	0.7140	Oversupply
5/26/2020 13:51	0:01	SSA3	0.0229	0.4410	Oversupply
5/26/2020 13:52	0:01	SSA2	0.0295	0.4310	Oversupply
5/26/2020 13:52	0:01	SSA3	0.0234	0.5140	Oversupply
5/26/2020 13:53	0:01	SSA2	0.0295	1.2220	Oversupply
5/26/2020 13:53	0:01	SSA3	0.0234	1.2510	Oversupply
5/26/2020 13:54	0:01	SSA2	0.0295	1.3750	Oversupply
5/26/2020 13:54	0:01	SSA3	0.0234	1.1240	Oversupply
5/26/2020 13:54	0:01	SSA2	0.0295	1.3410	Oversupply
5/26/2020 13:55	0:01	SSA3	0.0259	1.4690	Oversupply
5/26/2020 13:55	0:01	SSA2	0.0295	1.4120	Oversupply
5/26/2020 13:55	0:01	SSA3	0.0229	1.6250	Oversupply
5/26/2020 14:16	0:01	17-2	0.0008	0.6550	Oversupply
5/27/2020 1:01	0:12	KWP11	0.3815	15.4444	Oversupply
5/27/2020 1:18	0:03	KWP11	0.0505	14.4674	Oversupply
5/27/2020 1:25	0:06	KWP11	0.2409	15.9892	Oversupply
5/27/2020 1:54	0:02	KWP11	0.0087	16.4663	Oversupply
5/27/2020 1:58	0:22	KWP11	0.7866	16.5391	Oversupply
5/27/2020 2:24	0:46	KWP11	4.4237	17.6329	Oversupply
5/27/2020 3:15	0:01	KWP11	0.0005	12.3218	Oversupply
5/27/2020 3:22	0:04	KWP11	0.0549	9.8189	Oversupply
5/27/2020 12:12	0:01	SSA2	0.0053	2.9060	Oversupply
5/27/2020 12:13	0:03	ESA	Data is not available	Data is not available	Oversupply
5/27/2020 12:13	0:04	17-2	0.0335	0.7500	Oversupply
5/27/2020 12:13	0:01	SSA3	0.0004	2.6940	Oversupply
5/27/2020 12:13	0:01	SSA2	0.0053	2.5070	Oversupply
5/27/2020 12:14	0:01	SSA3	0.0004	2.3930	Oversupply
5/27/2020 12:14	0:01	SSA2	0.0166	2.4370	Oversupply
5/27/2020 12:18	0:03	ESA	Data is not available	Data is not available	Oversupply
5/27/2020 12:18	0:01	SSA2	0.0248	2.5310	Oversupply
5/27/2020 12:18	0:01	SSA3	0.0167	2.9040	Oversupply
5/27/2020 12:18	0:01	SSA3	0.0171	2.2860	Oversupply
5/27/2020 12:19	0:02	17-2	0.0228	0.7500	Oversupply
5/27/2020 12:21	0:01	SSA2	0.0248	3.1330	Oversupply
5/27/2020 12:21	0:01	SSA3	0.0171	2.0930	Oversupply
5/27/2020 12:22	0:51	ESA	Data is not available	Data is not available	Oversupply
5/27/2020 12:22	0:52	17-2	0.4783	0.7500	Oversupply
5/27/2020 12:22	0:01	SSA2	0.0248	1.6480	Oversupply
5/27/2020 12:22	0:01	SSA3	0.0171	0.3650	Oversupply
5/27/2020 12:23	0:01	SSA2	0.0248	0.0870	Oversupply
5/27/2020 12:23	0:01	SSA3	0.0171	0.1620	Oversupply
5/27/2020 12:24	0:01	BS250	Data is not available	Data is not available	Oversupply
5/27/2020 12:24	0:01	SAG	Data is not available	Data is not available	Oversupply
5/27/2020 12:24	0:01	SSA2	0.0248	0.0870	Oversupply
5/27/2020 12:24	0:01	SSA3	0.0171	0.0170	Oversupply
5/27/2020 12:25	0:01	KWP11	0.0012	2.9929	Oversupply
5/27/2020 12:25	0:01	SSA2	0.0248	0.0600	Oversupply
5/27/2020 12:25	0:01	SSA3	0.0171	0.2570	Oversupply
5/27/2020 12:25	0:01	SSA3	0.0171	0.7680	Oversupply
5/27/2020 12:25	0:01	SSA2	0.0248	0.1400	Oversupply



Maui Curtailment Report

May 2020

Start Date and Time	Duration (minutes)	IPP Curtailed	Estimated Curtailed MWH	Peak MW Curtailed	Reasons for Curtailment
5/27/2020 12:26	0:01	SSA3	0.0167	0.0870	Oversupply
5/27/2020 12:26	0:01	SSA2	0.0248	0.1350	Oversupply
5/27/2020 12:27	0:01	SSA3	0.0167	0.6990	Oversupply
5/27/2020 12:27	0:01	SSA2	0.0248	0.1100	Oversupply
5/27/2020 12:28	0:01	SSA3	0.0171	1.0690	Oversupply
5/27/2020 12:28	0:01	SSA2	0.0248	0.1250	Oversupply
5/27/2020 12:28	0:01	SSA3	0.0171	0.0600	Oversupply
5/27/2020 12:29	0:01	KWPll	0.0058	2.1995	Oversupply
5/27/2020 12:29	0:01	SSA2	0.0288	0.0990	Oversupply
5/27/2020 12:29	0:01	SSA3	0.0252	0.3890	Oversupply
5/27/2020 12:30	0:01	SSA2	0.0302	0.3480	Oversupply
5/27/2020 12:30	0:01	SSA3	0.0326	0.3180	Oversupply
5/27/2020 12:31	0:01	SSA2	0.0302	0.0750	Oversupply
5/27/2020 12:31	0:08	SSA3	0.3618	0.3460	Oversupply
5/27/2020 12:31	0:08	SSA2	0.2715	0.0610	Oversupply
5/27/2020 12:32	0:08	BS250	Data is not available	Data is not available	Oversupply
5/27/2020 12:32	0:08	SAG	Data is not available	Data is not available	Oversupply
5/27/2020 12:33	0:08	KWPll	0.3061	4.6016	Oversupply
5/27/2020 12:36	0:01	AWE	0.0026	15.6000	Oversupply
5/27/2020 12:39	0:01	SSA3	0.0326	0.1060	Oversupply
5/27/2020 12:39	0:01	SSA2	0.0302	-0.0030	Oversupply
5/27/2020 12:40	0:01	SSA3	0.0326	0.6580	Oversupply
5/27/2020 12:40	0:01	SSA2	0.0302	-0.0030	Oversupply
5/27/2020 12:41	0:01	SSA3	0.0319	1.8360	Oversupply
5/27/2020 12:41	0:01	SSA2	0.0290	-0.0020	Oversupply
5/27/2020 12:41	0:01	SSA3	0.0326	2.4830	Oversupply
5/27/2020 12:42	0:01	SSA2	0.0302	-0.0030	Oversupply
5/27/2020 12:42	0:01	SSA3	0.0326	0.0930	Oversupply
5/27/2020 12:43	0:01	SSA2	0.0302	-0.0030	Oversupply
5/27/2020 12:43	0:08	SSA3	0.3148	0.0250	Oversupply
5/27/2020 12:44	0:08	BS250	Data is not available	Data is not available	Oversupply
5/27/2020 12:44	0:08	SAG	Data is not available	Data is not available	Oversupply
5/27/2020 12:44	0:08	KWPll	0.3895	6.9927	Oversupply
5/27/2020 12:44	0:08	SSA2	0.2858	-0.0030	Oversupply
5/27/2020 12:51	0:01	SSA2	0.0321	0.0800	Oversupply
5/27/2020 12:51	0:01	SSA3	0.0283	0.1250	Oversupply
5/27/2020 12:52	0:01	SSA2	0.0334	0.1250	Oversupply
5/27/2020 12:52	0:01	SSA3	0.0277	0.4600	Oversupply
5/27/2020 12:53	0:01	SSA3	0.0271	1.4010	Oversupply
5/27/2020 12:53	0:01	SSA2	0.0334	0.4910	Oversupply
5/27/2020 12:54	0:01	SSA3	0.0277	1.9480	Oversupply
5/27/2020 12:54	0:01	SSA2	0.0334	0.9570	Oversupply
5/27/2020 12:54	0:01	SSA3	0.0277	2.2990	Oversupply
5/27/2020 12:55	0:01	SSA2	0.0334	1.4440	Oversupply
5/27/2020 12:55	0:01	SSA3	0.0277	2.0030	Oversupply
5/27/2020 12:56	0:01	SSA2	0.0327	1.9510	Oversupply
5/27/2020 12:56	0:01	SSA3	0.0283	2.5960	Oversupply
5/27/2020 12:56	0:01	SSA2	0.0334	2.0210	Oversupply
5/27/2020 12:57	0:01	SSA3	0.0271	1.9210	Oversupply
5/27/2020 12:57	0:01	SSA2	0.0334	2.0840	Oversupply
5/27/2020 12:58	0:01	SSA3	0.0271	1.0620	Oversupply
5/27/2020 12:58	0:01	SSA2	0.0334	0.7850	Oversupply
5/27/2020 12:58	0:01	SSA3	0.0277	0.1770	Oversupply
5/27/2020 12:59	0:01	SSA3	0.0253	0.4620	Oversupply
5/27/2020 12:59	0:01	SSA2	0.0357	0.0240	Oversupply
5/27/2020 13:00	0:01	SSA3	0.0237	0.0770	Oversupply
5/27/2020 13:00	0:01	SSA2	0.0328	0.0790	Oversupply
5/27/2020 13:01	0:01	SSA3	0.0227	0.7950	Oversupply
5/27/2020 13:01	0:01	SSA2	0.0328	0.1200	Oversupply
5/27/2020 13:01	0:01	SSA3	0.0232	1.7310	Oversupply
5/27/2020 13:02	0:01	SSA2	0.0328	0.1110	Oversupply
5/27/2020 13:02	0:01	SSA3	0.0232	0.9380	Oversupply
5/27/2020 13:03	0:01	SSA2	0.0328	0.1330	Oversupply
5/27/2020 13:03	0:01	SSA3	0.0232	1.2390	Oversupply
5/27/2020 13:03	0:01	SSA2	0.0328	0.1150	Oversupply
5/27/2020 13:04	0:03	BS250	Data is not available	Data is not available	Oversupply
5/27/2020 13:04	0:03	SAG	Data is not available	Data is not available	Oversupply
5/27/2020 13:04	0:03	SSA3	0.0917	0.1070	Oversupply
5/27/2020 13:04	0:03	SSA2	0.0984	0.0150	Oversupply
5/27/2020 13:05	0:03	KWPll	0.0182	7.3150	Oversupply
5/27/2020 13:07	0:01	SSA3	0.0227	0.0160	Oversupply
5/27/2020 13:07	0:01	SSA2	0.0328	0.0030	Oversupply
5/27/2020 13:07	0:01	SSA3	0.0227	0.3370	Oversupply
5/27/2020 13:08	0:01	SSA2	0.0328	0.0900	Oversupply
5/27/2020 13:08	0:01	SSA3	0.0227	0.7670	Oversupply



Maui Curtailment Report

May 2020

Start Date and Time	Duration (minutes)	IPP Curtailed	Estimated Curtailed MWH	Peak MW Curtailed	Reasons for Curtailment
5/27/2020 13:09	0:01	SSA2	0.0328	0.0930	Oversupply
5/27/2020 13:09	0:01	SSA3	0.0232	1.3170	Oversupply
5/27/2020 13:09	0:01	SSA2	0.0328	0.1190	Oversupply
5/27/2020 13:10	0:01	SSA3	0.0232	1.4250	Oversupply
5/27/2020 13:10	0:01	SSA2	0.0328	0.2360	Oversupply
5/27/2020 13:10	0:01	SSA3	0.0232	2.2040	Oversupply
5/27/2020 13:15	0:01	SSA3	0.0118	2.5130	Oversupply
5/27/2020 13:16	0:03	ESA	Data is not available	Data is not available	Oversupply
5/27/2020 13:16	0:05	17-2	0.0402	0.7500	Oversupply
5/27/2020 13:16	0:01	SSA2	0.0096	2.2770	Oversupply
5/27/2020 13:16	0:01	SSA3	0.0120	2.5610	Oversupply
5/27/2020 13:16	0:01	SSA2	0.0093	2.3850	Oversupply
5/27/2020 13:17	0:01	SSA3	0.0120	2.3820	Oversupply
5/27/2020 13:17	0:01	SSA2	0.0096	2.4600	Oversupply
5/27/2020 13:17	0:01	SSA3	0.0118	1.3680	Oversupply
5/27/2020 13:18	0:01	SSA3	0.0120	0.6400	Oversupply
5/27/2020 13:19	0:01	SSA3	0.0120	1.6430	Oversupply
5/27/2020 13:19	0:01	SSA2	0.0096	3.0990	Oversupply
5/27/2020 15:08	0:01	ESA	Data is not available	Data is not available	Oversupply
5/27/2020 15:08	0:02	17-2	0.0127	0.7500	Oversupply
5/27/2020 15:08	0:01	SSA3	0.0084	1.9520	Oversupply
5/27/2020 15:08	0:01	SSA2	0.0026	2.5470	Oversupply
5/27/2020 15:13	1:14	ESA	Data is not available	Data is not available	Oversupply
5/27/2020 15:13	1:14	17-2	0.6832	0.7500	Oversupply
5/27/2020 15:13	0:01	SSA3	0.0082	1.8360	Oversupply
5/27/2020 15:14	0:01	SSA2	0.0128	0.9830	Oversupply
5/27/2020 15:14	0:01	SSA3	0.0154	0.4240	Oversupply
5/27/2020 15:15	0:01	SSA3	0.0310	0.1710	Oversupply
5/27/2020 15:15	0:01	SSA2	0.0228	1.0500	Oversupply
5/27/2020 15:16	0:56	BS250	Data is not available	Data is not available	Oversupply
5/27/2020 15:16	0:56	SAG	Data is not available	Data is not available	Oversupply
5/27/2020 15:16	0:47	SSA3	2.0826	0.5640	Oversupply
5/27/2020 15:16	0:55	SSA2	1.4233	0.3080	Oversupply
5/27/2020 15:17	0:55	KWP11	5.2753	19.2007	Oversupply
5/27/2020 16:03	0:01	SSA3	0.0238	0.0080	Oversupply
5/27/2020 16:04	0:07	SSA3	0.1833	0.0010	Oversupply
5/27/2020 16:11	0:01	SSA3	0.0207	0.0020	Oversupply
5/27/2020 16:11	0:01	SSA2	0.0049	0.0970	Oversupply
5/27/2020 16:11	0:01	SSA3	0.0203	0.2470	Oversupply
5/27/2020 16:12	0:01	SSA2	0.0049	0.2690	Oversupply
5/27/2020 16:12	0:01	SSA3	0.0216	1.3410	Oversupply
5/27/2020 16:13	0:01	SSA3	0.0203	0.4240	Oversupply
5/27/2020 16:14	0:01	SSA3	0.0149	1.6240	Oversupply
5/27/2020 16:15	0:01	SSA3	0.0160	0.6020	Oversupply
5/27/2020 16:15	0:01	SSA2	0.0048	0.0530	Oversupply
5/27/2020 16:16	0:01	BS250	Data is not available	Data is not available	Oversupply
5/27/2020 16:16	0:01	SSA3	0.0160	0.0230	Oversupply
5/27/2020 16:16	0:01	SSA2	0.0047	0.1620	Oversupply
5/27/2020 16:17	0:01	SSA3	0.0160	0.2500	Oversupply
5/27/2020 16:17	0:01	SSA2	0.0048	0.1180	Oversupply
5/27/2020 16:18	0:03	BS250	Data is not available	Data is not available	Oversupply
5/27/2020 16:18	0:03	SAG	Data is not available	Data is not available	Oversupply
5/27/2020 16:18	0:03	SSA3	0.0648	0.3320	Oversupply
5/27/2020 16:18	0:03	SSA2	0.0143	0.0180	Oversupply
5/27/2020 16:20	0:01	KWP11	0.0077	19.2106	Oversupply
5/27/2020 16:21	0:01	SSA2	0.0048	0.0300	Oversupply
5/27/2020 16:21	0:01	SSA3	0.0160	0.0020	Oversupply
5/27/2020 16:21	0:01	SSA3	0.0160	0.4480	Oversupply
5/27/2020 16:21	0:01	SSA2	0.0048	0.3010	Oversupply
5/27/2020 16:22	0:01	SSA3	0.0157	0.6640	Oversupply
5/27/2020 16:22	0:01	SSA2	0.0048	0.3140	Oversupply
5/27/2020 16:23	0:01	SSA3	0.0160	0.5420	Oversupply
5/27/2020 16:24	0:01	SSA2	0.0048	0.6620	Oversupply
5/27/2020 16:24	0:01	SSA3	0.0164	0.4770	Oversupply
5/27/2020 16:25	0:01	SSA2	0.0048	0.0930	Oversupply
5/27/2020 16:25	0:01	SSA3	0.0164	0.5790	Oversupply
5/27/2020 16:26	0:01	SSA2	0.0048	0.4230	Oversupply
5/27/2020 16:28	0:03	ESA	Data is not available	Data is not available	Oversupply
5/27/2020 16:28	0:01	SSA2	0.0048	0.7230	Oversupply
5/27/2020 16:28	0:01	SSA3	0.0160	1.6900	Oversupply
5/27/2020 16:28	0:01	SSA2	0.0048	0.4210	Oversupply
5/27/2020 16:29	0:02	17-2	0.0058	0.2890	Oversupply
5/27/2020 16:29	0:01	SSA3	0.0122	1.4250	Oversupply
5/27/2020 16:29	0:01	SSA2	0.0009	0.4030	Oversupply
5/27/2020 16:30	0:01	SSA3	0.0078	1.0220	Oversupply



Maui Curtailment Report

May 2020

Start Date and Time	Duration (minutes)	IPP Curtailed	Estimated Curtailed MWH	Peak MW Curtailed	Reasons for Curtailment
5/27/2020 16:32	0:01	17-2	0.0032	0.3840	Oversupply
5/27/2020 22:06	0:08	KWPll	0.2377	18.9302	Oversupply
5/27/2020 22:41	0:04	KWPll	0.1064	16.1978	Oversupply
5/27/2020 22:52	0:26	KWPll	3.0318	17.5321	Oversupply
5/27/2020 23:31	0:03	KWPll	0.0486	15.9653	Oversupply
5/27/2020 23:36	0:25	KWPll	1.1792	15.3785	Oversupply
5/28/2020 1:50	1:16	KWPll	10.8878	17.0401	Oversupply
5/28/2020 2:24	0:04	AWE	0.0342	9.9000	Oversupply
5/28/2020 2:30	0:18	AWE	0.3898	11.7000	Oversupply
5/28/2020 2:49	0:06	AWE	0.0732	10.8000	Oversupply
5/28/2020 2:57	0:02	AWE	0.0062	11.3000	Oversupply
5/28/2020 3:08	0:22	KWPll	3.8962	14.3416	Oversupply
5/28/2020 3:13	0:03	AWE	0.0185	11.9000	Oversupply
5/28/2020 3:17	0:01	AWE	0.0054	10.9000	Oversupply
5/28/2020 3:22	0:04	AWE	0.0282	10.5000	Oversupply
5/28/2020 3:32	1:48	KWPll	12.0552	17.6478	Oversupply
5/28/2020 5:44	0:06	ESA	Data is not available	Data is not available	Oversupply
5/28/2020 5:45	0:01	KWPll	0.0003	17.7047	Oversupply
5/28/2020 5:48	0:02	BS250	Data is not available	Data is not available	Oversupply
5/28/2020 5:48	0:02	SAG	Data is not available	Data is not available	Oversupply
5/28/2020 5:48	0:03	KWPll	0.0287	17.7097	Oversupply
5/28/2020 6:43	0:01	17-2	0.0004	0.0660	Oversupply
5/28/2020 6:45	0:01	SSA3	0.0064	0.2340	Oversupply
5/28/2020 6:46	0:03	BS250	Data is not available	Data is not available	Oversupply
5/28/2020 6:46	7:09	ESA	Data is not available	Data is not available	Oversupply
5/28/2020 6:46	0:03	SAG	Data is not available	Data is not available	Oversupply
5/28/2020 6:46	6:56	SSA2	14.3202	0.0100	Oversupply
5/28/2020 6:46	6:55	SSA3	16.7109	0.0150	Oversupply
5/28/2020 6:47	0:01	KWPll	0.0141	19.0051	Oversupply
5/28/2020 6:47	7:09	17-2	3.4638	0.7500	Oversupply
5/28/2020 6:49	6:53	KWPll	89.4435	19.2106	Oversupply
5/28/2020 6:50	6:52	BS250	Data is not available	Data is not available	Oversupply
5/28/2020 6:50	6:52	SAG	Data is not available	Data is not available	Oversupply
5/28/2020 8:31	0:01	AWE	0.0017	0.1000	Oversupply
5/28/2020 9:39	3:38	AWE	24.5376	17.6000	Oversupply
5/28/2020 9:59	0:01	5A	Data is not available	Data is not available	Oversupply
5/28/2020 10:03	0:05	5A	Data is not available	Data is not available	Oversupply
5/28/2020 10:04	0:01	KWP	0.0053	26.4527	Oversupply
5/28/2020 10:06	0:01	KWP	0.0026	26.1890	Oversupply
5/28/2020 10:09	0:01	5A	Data is not available	Data is not available	Oversupply
5/28/2020 10:11	0:17	5A	Data is not available	Data is not available	Oversupply
5/28/2020 10:12	0:01	KWP	0.0003	24.5538	Oversupply
5/28/2020 10:19	0:01	KWP	0.0034	23.1297	Oversupply
5/28/2020 10:22	0:01	KWP	0.0026	23.3407	Oversupply
5/28/2020 10:31	0:03	5A	Data is not available	Data is not available	Oversupply
5/28/2020 10:37	0:02	5A	Data is not available	Data is not available	Oversupply
5/28/2020 11:11	0:06	5A	Data is not available	Data is not available	Oversupply
5/28/2020 11:18	0:05	5A	Data is not available	Data is not available	Oversupply
5/28/2020 11:20	0:01	KWP	0.0018	18.4879	Oversupply
5/28/2020 11:27	0:03	5A	Data is not available	Data is not available	Oversupply
5/28/2020 11:35	0:01	5A	Data is not available	Data is not available	Oversupply
5/28/2020 11:43	0:02	5A	Data is not available	Data is not available	Oversupply
5/28/2020 11:55	0:01	KWP	0.0003	18.1714	Oversupply
5/28/2020 13:18	0:04	AWE	0.0764	17.7000	Oversupply
5/28/2020 13:23	0:03	AWE	0.0457	16.6000	Oversupply
5/28/2020 13:28	0:04	AWE	0.0234	17.5000	Oversupply
5/28/2020 13:33	0:01	AWE	0.0004	15.8000	Oversupply
5/28/2020 13:37	0:02	AWE	0.0018	17.1000	Oversupply
5/28/2020 13:41	0:01	SSA3	0.0357	-0.0030	Oversupply
5/28/2020 13:42	0:01	SSA2	0.0390	0.4140	Oversupply
5/28/2020 13:42	0:01	SSA3	0.0342	0.0800	Oversupply
5/28/2020 13:43	0:01	SSA3	0.0350	0.1170	Oversupply
5/28/2020 13:43	0:01	SSA2	0.0390	0.9160	Oversupply
5/28/2020 13:44	0:02	BS250	Data is not available	Data is not available	Oversupply
5/28/2020 13:44	0:02	SAG	Data is not available	Data is not available	Oversupply
5/28/2020 13:44	0:04	SSA3	0.1329	0.1240	Oversupply
5/28/2020 13:44	0:02	SSA2	0.0661	1.5170	Oversupply
5/28/2020 13:45	0:03	KWPll	0.0604	6.6294	Oversupply
5/28/2020 13:45	0:01	SSA2	0.0275	0.0150	Oversupply
5/28/2020 13:46	0:01	SSA2	0.0270	0.0370	Oversupply
5/28/2020 13:47	0:01	BS250	Data is not available	Data is not available	Oversupply
5/28/2020 13:47	0:01	SAG	Data is not available	Data is not available	Oversupply
5/28/2020 13:47	0:01	SSA2	0.0275	0.0150	Oversupply
5/28/2020 13:47	0:01	SSA3	0.0243	0.1870	Oversupply
5/28/2020 13:48	0:01	SSA2	0.0275	0.1310	Oversupply



Maui Curtailment Report

May 2020

Start Date and Time	Duration (minutes)	IPP Curtailed	Estimated Curtailed MWH	Peak MW Curtailed	Reasons for Curtailment
5/28/2020 13:48	0:01	SSA3	0.0237	0.4900	Oversupply
5/28/2020 13:49	0:01	SSA2	0.0275	0.1320	Oversupply
5/28/2020 13:49	0:01	SSA3	0.0243	0.7420	Oversupply
5/28/2020 13:50	0:01	SSA3	0.0243	0.4340	Oversupply
5/28/2020 13:50	0:01	SSA2	0.0275	0.1070	Oversupply
5/28/2020 13:50	0:01	SSA3	0.0243	0.2180	Oversupply
5/28/2020 13:51	0:01	KWP11	0.0017	9.1493	Oversupply
5/28/2020 13:51	0:01	SSA2	0.0275	0.0180	Oversupply
5/28/2020 13:51	0:01	SSA3	0.0248	0.2080	Oversupply
5/28/2020 13:51	0:01	SSA2	0.0270	0.2640	Oversupply
5/28/2020 13:52	0:01	SSA3	0.0237	0.4260	Oversupply
5/28/2020 13:52	0:01	SSA2	0.0275	0.6310	Oversupply
5/28/2020 13:53	0:01	SSA3	0.0243	0.3320	Oversupply
5/28/2020 13:53	0:01	SSA2	0.0275	0.1000	Oversupply
5/28/2020 13:53	0:01	SSA3	0.0237	0.2980	Oversupply
5/28/2020 13:54	0:01	SSA2	0.0275	1.6060	Oversupply
5/28/2020 14:20	0:01	ESA	Data is not available	Data is not available	Oversupply
5/28/2020 14:20	0:01	SSA3	0.0109	2.8980	Oversupply
5/28/2020 14:21	0:03	17-2	0.0308	0.7500	Oversupply
5/28/2020 14:21	0:01	SSA3	0.0107	2.6930	Oversupply
5/28/2020 14:22	0:01	ESA	Data is not available	Data is not available	Oversupply
5/28/2020 14:22	0:01	SSA2	0.0073	1.0190	Oversupply
5/28/2020 14:29	0:01	SSA2	0.0074	2.8650	Oversupply
5/28/2020 14:29	0:01	SSA3	0.0155	2.9200	Oversupply
5/28/2020 14:29	0:01	SSA2	0.0320	2.5710	Oversupply
5/28/2020 14:30	0:27	ESA	Data is not available	Data is not available	Oversupply
5/28/2020 14:30	1:56	17-2	0.8956	0.7500	Oversupply
5/28/2020 14:30	0:01	SSA3	0.0332	2.0610	Oversupply
5/28/2020 14:30	0:01	SSA2	0.0352	1.2870	Oversupply
5/28/2020 14:30	0:01	SSA3	0.0325	1.1360	Oversupply
5/28/2020 14:31	0:01	SSA2	0.0352	0.4380	Oversupply
5/28/2020 14:31	0:01	SSA3	0.0332	0.1710	Oversupply
5/28/2020 14:32	0:01	SSA3	0.0325	0.5210	Oversupply
5/28/2020 14:32	0:01	SSA2	0.0352	0.3460	Oversupply
5/28/2020 14:33	0:01	SSA3	0.0332	0.3910	Oversupply
5/28/2020 14:33	0:01	SSA2	0.0352	0.7320	Oversupply
5/28/2020 14:33	0:01	SSA3	0.0332	0.4210	Oversupply
5/28/2020 14:34	0:01	SSA2	0.0352	0.2580	Oversupply
5/28/2020 14:34	0:13	SSA3	0.5469	0.1560	Oversupply
5/28/2020 14:35	0:13	BS250	Data is not available	Data is not available	Oversupply
5/28/2020 14:35	0:13	SAG	Data is not available	Data is not available	Oversupply
5/28/2020 14:35	0:13	KWP11	0.4837	12.1242	Oversupply
5/28/2020 14:35	0:13	SSA2	0.5040	0.0350	Oversupply
5/28/2020 14:48	0:01	SSA3	0.0257	0.2800	Oversupply
5/28/2020 14:48	0:01	SSA2	0.0296	0.1090	Oversupply
5/28/2020 14:48	0:01	SSA3	0.0252	0.6510	Oversupply
5/28/2020 14:48	0:01	SSA2	0.0307	0.4260	Oversupply
5/28/2020 14:49	0:01	SSA3	0.0263	1.1070	Oversupply
5/28/2020 14:49	0:01	SSA2	0.0296	0.6510	Oversupply
5/28/2020 14:50	0:01	SSA3	0.0252	1.5870	Oversupply
5/28/2020 14:50	0:01	SSA2	0.0290	1.5480	Oversupply
5/28/2020 14:51	0:01	SSA3	0.0257	0.1020	Oversupply
5/28/2020 14:51	0:01	SSA2	0.0284	0.8700	Oversupply
5/28/2020 14:51	0:01	SSA3	0.0246	0.7350	Oversupply
5/28/2020 14:52	0:01	SSA2	0.0296	0.1500	Oversupply
5/28/2020 14:52	0:01	SSA3	0.0257	0.0290	Oversupply
5/28/2020 14:53	0:01	SSA2	0.0290	0.1060	Oversupply
5/28/2020 14:53	0:01	SSA3	0.0257	0.1330	Oversupply
5/28/2020 14:54	0:01	SSA2	0.0296	0.5380	Oversupply
5/28/2020 14:54	0:02	SSA3	0.0503	0.8160	Oversupply
5/28/2020 14:54	0:01	SSA2	0.0284	1.7520	Oversupply
5/28/2020 14:55	0:01	SSA2	0.0284	0.9240	Oversupply
5/28/2020 14:55	0:01	SSA3	0.0252	1.4520	Oversupply
5/28/2020 14:56	0:01	SSA2	0.0296	1.9070	Oversupply
5/28/2020 14:57	0:01	SSA2	0.0296	2.9020	Oversupply
5/28/2020 14:58	0:52	ESA	Data is not available	Data is not available	Oversupply
5/28/2020 14:58	0:01	SSA3	0.0246	1.6120	Oversupply
5/28/2020 14:58	0:01	SSA2	0.0284	1.5010	Oversupply
5/28/2020 14:58	0:01	SSA3	0.0257	0.0780	Oversupply
5/28/2020 14:59	0:01	SSA2	0.0306	0.5250	Oversupply
5/28/2020 14:59	0:01	SSA3	0.0302	0.6320	Oversupply
5/28/2020 15:00	0:01	SSA2	0.0393	1.1900	Oversupply
5/28/2020 15:00	0:01	SSA3	0.0361	1.1230	Oversupply
5/28/2020 15:00	0:01	SSA2	0.0393	0.4510	Oversupply
5/28/2020 15:01	0:01	SSA3	0.0376	0.6950	Oversupply



Maui Curtailment Report

May 2020

Start Date and Time	Duration (minutes)	IPP Curtailed	Estimated Curtailed MWH	Peak MW Curtailed	Reasons for Curtailment
5/28/2020 15:01	0:02	SSA2	0.0786	0.0380	Oversupply
5/28/2020 15:02	0:01	BS250	Data is not available	Data is not available	Oversupply
5/28/2020 15:02	0:01	SAG	Data is not available	Data is not available	Oversupply
5/28/2020 15:02	0:02	KWPPI	0.0206	14.2837	Oversupply
5/28/2020 15:02	0:02	SSA3	0.0699	0.0170	Oversupply
5/28/2020 15:03	0:01	SSA2	0.0393	0.0040	Oversupply
5/28/2020 15:03	0:01	SSA3	0.0353	0.0200	Oversupply
5/28/2020 15:04	0:01	SSA3	0.0361	0.0680	Oversupply
5/28/2020 15:04	0:01	SSA2	0.0393	0.0940	Oversupply
5/28/2020 15:05	0:37	BS250	Data is not available	Data is not available	Oversupply
5/28/2020 15:05	0:37	SAG	Data is not available	Data is not available	Oversupply
5/28/2020 15:05	0:07	KWPPI	0.1165	14.7368	Oversupply
5/28/2020 15:05	0:38	SSA3	1.7921	0.0050	Oversupply
5/28/2020 15:05	0:37	SSA2	1.6783	0.0040	Oversupply
5/28/2020 15:13	0:30	KWPPI	2.0081	18.6478	Oversupply
5/28/2020 15:42	0:01	SSA2	0.0372	0.0230	Oversupply
5/28/2020 15:43	0:01	SSA3	0.0364	0.0710	Oversupply
5/28/2020 15:43	0:01	SSA2	0.0379	0.1140	Oversupply
5/28/2020 15:43	0:01	SSA3	0.0372	0.1390	Oversupply
5/28/2020 15:44	0:01	SSA2	0.0367	0.0970	Oversupply
5/28/2020 15:44	0:01	SSA3	0.0345	0.2140	Oversupply
5/28/2020 15:45	0:01	SSA2	0.0242	0.1910	Oversupply
5/28/2020 15:45	0:01	SSA3	0.0232	0.6050	Oversupply
5/28/2020 15:45	0:01	SSA2	0.0242	0.4230	Oversupply
5/28/2020 15:46	0:01	SSA3	0.0227	0.9980	Oversupply
5/28/2020 15:46	0:01	SSA2	0.0242	0.6810	Oversupply
5/28/2020 15:46	0:01	SSA3	0.0232	1.4100	Oversupply
5/28/2020 15:47	0:01	SSA2	0.0242	1.0740	Oversupply
5/28/2020 15:47	0:01	SSA3	0.0227	1.1270	Oversupply
5/28/2020 15:48	0:01	SSA3	0.0222	1.7000	Oversupply
5/28/2020 15:48	0:01	SSA2	0.0242	1.4290	Oversupply
5/28/2020 15:49	0:01	SSA3	0.0232	0.1790	Oversupply
5/28/2020 15:49	0:01	SSA2	0.0242	0.8150	Oversupply
5/28/2020 15:50	0:01	SSA3	0.0222	0.4940	Oversupply
5/28/2020 15:51	0:32	ESA	Data is not available	Data is not available	Oversupply
5/28/2020 15:51	0:01	SSA2	0.0242	1.9760	Oversupply
5/28/2020 15:51	0:01	SSA3	0.0227	2.0910	Oversupply
5/28/2020 15:52	0:01	SSA2	0.0242	2.4350	Oversupply
5/28/2020 15:52	0:01	SSA3	0.0227	0.9530	Oversupply
5/28/2020 15:52	0:01	SSA2	0.0242	0.1380	Oversupply
5/28/2020 15:53	0:01	SSA3	0.0232	0.3760	Oversupply
5/28/2020 15:53	0:01	SSA2	0.0242	0.5260	Oversupply
5/28/2020 15:53	0:01	SSA3	0.0227	0.5530	Oversupply
5/28/2020 15:54	0:01	SSA2	0.0242	1.2000	Oversupply
5/28/2020 15:54	0:01	SSA3	0.0232	0.1860	Oversupply
5/28/2020 15:55	0:03	BS250	Data is not available	Data is not available	Oversupply
5/28/2020 15:55	0:03	SAG	Data is not available	Data is not available	Oversupply
5/28/2020 15:55	0:01	SSA3	0.0222	0.0180	Oversupply
5/28/2020 15:55	0:01	SSA2	0.0242	0.0320	Oversupply
5/28/2020 15:56	0:01	KWPPI	0.0044	16.6509	Oversupply
5/28/2020 15:56	0:01	SSA3	0.0232	0.0100	Oversupply
5/28/2020 15:56	0:02	SSA2	0.0484	0.0340	Oversupply
5/28/2020 15:56	0:01	SSA3	0.0232	0.0610	Oversupply
5/28/2020 15:57	0:01	SSA3	0.0222	0.0550	Oversupply
5/28/2020 15:58	0:02	SSA2	0.0479	0.3600	Oversupply
5/28/2020 15:58	0:01	SSA3	0.0227	0.1180	Oversupply
5/28/2020 15:59	0:02	SSA3	0.0420	0.1280	Oversupply
5/28/2020 15:59	0:01	SSA2	0.0322	1.1690	Oversupply
5/28/2020 16:00	0:01	SSA2	0.0329	1.1800	Oversupply
5/28/2020 16:00	0:01	SSA3	0.0190	0.1340	Oversupply
5/28/2020 16:01	0:01	SSA2	0.0329	0.7460	Oversupply
5/28/2020 16:01	0:01	SSA3	0.0194	0.2550	Oversupply
5/28/2020 16:02	0:01	SSA2	0.0329	0.0340	Oversupply
5/28/2020 16:02	0:01	SSA3	0.0190	0.0280	Oversupply
5/28/2020 16:03	0:01	SSA3	0.0186	0.2690	Oversupply
5/28/2020 16:03	0:01	SSA2	0.0329	0.4120	Oversupply
5/28/2020 16:03	0:08	SSA3	0.2037	0.0030	Oversupply
5/28/2020 16:04	0:05	BS250	Data is not available	Data is not available	Oversupply
5/28/2020 16:04	0:05	SAG	Data is not available	Data is not available	Oversupply
5/28/2020 16:04	0:11	SSA2	0.4257	0.0250	Oversupply
5/28/2020 16:05	0:04	KWPPI	0.0408	18.0121	Oversupply
5/28/2020 16:10	0:05	KWPPI	0.0677	16.8305	Oversupply
5/28/2020 16:11	0:04	BS250	Data is not available	Data is not available	Oversupply
5/28/2020 16:11	0:04	SAG	Data is not available	Data is not available	Oversupply
5/28/2020 16:12	0:01	SSA3	0.0190	-0.0020	Oversupply



Maui Curtailment Report

May 2020

Start Date and Time	Duration (minutes)	IPP Curtailed	Estimated Curtailed MWH	Peak MW Curtailed	Reasons for Curtailment
5/28/2020 16:13	0:02	SSA3	0.0372	0.0010	Oversupply
5/28/2020 16:14	0:01	SSA3	0.0166	0.0000	Oversupply
5/28/2020 16:15	0:01	SSA2	0.0282	0.0750	Oversupply
5/28/2020 16:15	0:01	SSA3	0.0106	0.0340	Oversupply
5/28/2020 16:16	0:01	SSA3	0.0106	0.1350	Oversupply
5/28/2020 16:16	0:01	SSA2	0.0282	0.1360	Oversupply
5/28/2020 16:16	0:01	SSA3	0.0106	0.2370	Oversupply
5/28/2020 16:17	0:01	SSA2	0.0282	0.1630	Oversupply
5/28/2020 16:17	0:01	SSA3	0.0104	0.4300	Oversupply
5/28/2020 16:17	0:01	SSA2	0.0282	0.4630	Oversupply
5/28/2020 16:18	0:03	SSA3	0.0432	0.1900	Oversupply
5/28/2020 16:18	0:03	SSA2	0.0846	0.1060	Oversupply
5/28/2020 16:19	0:03	BS250	Data is not available	Data is not available	Oversupply
5/28/2020 16:19	0:03	SAG	Data is not available	Data is not available	Oversupply
5/28/2020 16:19	0:03	KWPPII	0.0193	17.4003	Oversupply
5/28/2020 16:21	0:01	SSA2	0.0282	0.0010	Oversupply
5/28/2020 16:21	0:01	SSA3	0.0106	0.0380	Oversupply
5/28/2020 16:22	0:01	SSA2	0.0282	0.1030	Oversupply
5/28/2020 16:22	0:01	SSA3	0.0118	0.2370	Oversupply
5/28/2020 16:24	0:01	SSA3	0.0108	0.1250	Oversupply
5/28/2020 16:24	0:01	SSA2	0.0282	0.1360	Oversupply
5/29/2020 1:04	0:03	KWPPII	0.0202	17.8744	Oversupply
5/29/2020 1:32	0:06	KWPPII	0.1252	14.4614	Oversupply
5/29/2020 1:41	0:02	KWPPII	0.0243	14.9374	Oversupply
5/29/2020 1:48	1:11	KWPPII	6.9826	17.7915	Oversupply
5/29/2020 3:09	0:10	KWPPII	0.1411	16.7068	Oversupply
5/29/2020 3:37	0:04	KWPPII	0.0776	17.3285	Oversupply
5/29/2020 3:42	0:14	KWPPII	0.6425	17.4253	Oversupply
5/29/2020 4:00	0:04	KWPPII	0.0262	18.1269	Oversupply
5/29/2020 4:07	0:01	KWPPII	0.0041	18.2257	Oversupply
5/29/2020 4:09	0:04	KWPPII	0.0619	18.3055	Oversupply
5/29/2020 6:49	0:01	SSA3	0.0056	0.2640	Oversupply
5/29/2020 6:49	0:01	SSA2	0.0015	0.0940	Oversupply
5/29/2020 6:50	0:04	BS250	Data is not available	Data is not available	Oversupply
5/29/2020 6:50	0:19	ESA	Data is not available	Data is not available	Oversupply
5/29/2020 6:50	0:04	SAG	Data is not available	Data is not available	Oversupply
5/29/2020 6:50	0:05	17-2	0.0011	0.0680	Oversupply
5/29/2020 6:50	0:04	SSA3	0.0279	0.0360	Oversupply
5/29/2020 6:50	0:03	SSA2	0.0059	0.0030	Oversupply
5/29/2020 6:51	0:04	KWPPII	0.0628	16.4623	Oversupply
5/29/2020 6:55	0:14	BS250	Data is not available	Data is not available	Oversupply
5/29/2020 6:55	0:14	SAG	Data is not available	Data is not available	Oversupply
5/29/2020 6:55	0:14	SSA3	0.1202	-0.0020	Oversupply
5/29/2020 6:55	0:13	SSA2	0.0416	-0.0010	Oversupply
5/29/2020 6:56	0:14	17-2	0.0115	0.0570	Oversupply
5/29/2020 6:56	0:13	KWPPII	0.7244	18.8254	Oversupply
5/29/2020 7:23	0:01	SSA3	0.0039	0.6810	Oversupply
5/29/2020 7:29	0:01	SSA2	0.0045	0.2690	Oversupply
5/29/2020 7:29	0:01	SSA3	0.0096	0.7650	Oversupply
5/29/2020 7:30	0:02	ESA	Data is not available	Data is not available	Oversupply
5/29/2020 7:30	5:17	17-2	2.7513	0.7500	Oversupply
5/29/2020 7:30	0:01	SSA2	0.0096	0.1650	Oversupply
5/29/2020 7:30	0:01	SSA3	0.0143	0.1440	Oversupply
5/29/2020 7:32	0:01	SSA2	0.0096	0.4100	Oversupply
5/29/2020 7:32	0:01	SSA3	0.0143	0.2400	Oversupply
5/29/2020 7:33	2:21	BS250	Data is not available	Data is not available	Oversupply
5/29/2020 7:33	5:14	ESA	Data is not available	Data is not available	Oversupply
5/29/2020 7:33	2:21	SAG	Data is not available	Data is not available	Oversupply
5/29/2020 7:33	0:29	SSA2	0.4043	0.1130	Oversupply
5/29/2020 7:33	0:29	SSA3	0.6742	0.0110	Oversupply
5/29/2020 7:34	0:30	KWPPII	3.1459	18.8424	Oversupply
5/29/2020 8:02	0:01	SSA3	0.0230	-0.0020	Oversupply
5/29/2020 8:02	0:01	SSA2	0.0160	0.0010	Oversupply
5/29/2020 8:03	1:51	SSA3	4.1158	-0.0020	Oversupply
5/29/2020 8:03	1:51	SSA2	2.8297	-0.0020	Oversupply
5/29/2020 8:05	1:49	KWPPII	19.4479	19.1338	Oversupply
5/29/2020 9:24	0:05	AWE	0.0184	8.2000	Oversupply
5/29/2020 9:30	0:08	AWE	0.2526	11.9000	Oversupply
5/29/2020 9:47	0:01	AWE	0.0192	13.1000	Oversupply
5/29/2020 9:49	0:01	AWE	0.0104	13.3000	Oversupply
5/29/2020 9:53	0:01	SSA3	0.0358	-0.0030	Oversupply
5/29/2020 9:54	0:01	SSA2	0.0352	0.1060	Oversupply
5/29/2020 9:54	0:01	SSA3	0.0358	-0.0030	Oversupply
5/29/2020 9:55	0:01	SSA2	0.0352	0.0750	Oversupply
5/29/2020 9:55	0:01	SSA3	0.0366	-0.0030	Oversupply



Maui Curtailment Report

May 2020

Start Date and Time	Duration (minutes)	IPP Curtailed	Estimated Curtailed MWH	Peak MW Curtailed	Reasons for Curtailment
5/29/2020 9:55	1:10	SSA2	2.8289	0.1490	Oversupply
5/29/2020 9:55	1:11	SSA3	2.8925	-0.0030	Oversupply
5/29/2020 9:56	1:11	BS250	Data is not available	Data is not available	Oversupply
5/29/2020 9:56	1:11	SAG	Data is not available	Data is not available	Oversupply
5/29/2020 9:56	1:11	KWPPII	11.1346	18.6897	Oversupply
5/29/2020 11:05	0:01	SSA2	0.0412	-0.0030	Oversupply
5/29/2020 11:06	0:01	SSA2	0.0412	0.0150	Oversupply
5/29/2020 11:06	0:01	SSA3	0.0121	-0.0030	Oversupply
5/29/2020 11:07	0:01	SSA3	0.0116	-0.0030	Oversupply
5/29/2020 11:07	0:01	SSA2	0.0412	0.1220	Oversupply
5/29/2020 11:08	0:01	SSA3	0.0118	-0.0030	Oversupply
5/29/2020 11:08	0:01	SSA2	0.0412	0.1460	Oversupply
5/29/2020 11:09	1:30	BS250	Data is not available	Data is not available	Oversupply
5/29/2020 11:09	1:10	SAG	Data is not available	Data is not available	Oversupply
5/29/2020 11:09	1:11	SSA3	2.4272	-0.0030	Oversupply
5/29/2020 11:09	1:09	SSA2	3.3068	0.0040	Oversupply
5/29/2020 11:10	1:09	KWPPII	5.3048	17.3155	Oversupply
5/29/2020 12:18	0:01	SSA2	0.0414	-0.0020	Oversupply
5/29/2020 12:19	0:01	SSA2	0.0406	0.0000	Oversupply
5/29/2020 12:19	0:01	SSA3	0.0372	0.0250	Oversupply
5/29/2020 12:20	0:19	SAG	Data is not available	Data is not available	Oversupply
5/29/2020 12:20	0:19	SSA2	0.8893	0.0060	Oversupply
5/29/2020 12:20	0:19	SSA3	0.8124	0.0030	Oversupply
5/29/2020 12:21	0:19	KWPPII	1.0241	18.3215	Oversupply
5/29/2020 12:38	0:01	SSA3	0.0307	0.0060	Oversupply
5/29/2020 12:39	0:01	SSA2	0.0395	0.0450	Oversupply
5/29/2020 12:39	0:01	SSA3	0.0307	0.2310	Oversupply
5/29/2020 12:40	0:01	SSA2	0.0395	0.1470	Oversupply
5/29/2020 12:40	0:01	SSA3	0.0307	0.6400	Oversupply
5/29/2020 12:41	0:01	SSA2	0.0395	0.1170	Oversupply
5/29/2020 12:41	0:01	SSA3	0.0307	1.0670	Oversupply
5/29/2020 12:41	0:01	SSA2	0.0395	0.1280	Oversupply
5/29/2020 12:42	0:01	SSA3	0.0314	1.9990	Oversupply
5/29/2020 12:42	0:01	SSA3	0.0307	2.6140	Oversupply
5/29/2020 12:42	0:01	SSA2	0.0380	0.2930	Oversupply
5/29/2020 12:43	0:01	SSA3	0.0307	0.9830	Oversupply
5/29/2020 12:43	0:01	SSA2	0.0395	0.5550	Oversupply
5/29/2020 12:44	0:01	SSA3	0.0288	2.0600	Oversupply
5/29/2020 12:44	0:01	SSA2	0.0261	0.9400	Oversupply
5/29/2020 12:45	0:01	SSA3	0.0174	2.2410	Oversupply
5/29/2020 12:45	0:01	SSA2	0.0116	2.0420	Oversupply
5/29/2020 12:45	0:01	SSA3	0.0178	1.9940	Oversupply
5/29/2020 12:46	0:01	SSA2	0.0116	2.2890	Oversupply
5/29/2020 12:47	0:01	SSA3	0.0185	1.9350	Oversupply
5/29/2020 12:48	0:01	ESA	Data is not available	Data is not available	Oversupply
5/29/2020 12:48	0:02	17-2	0.0071	0.7500	Oversupply
5/29/2020 12:48	0:01	SSA2	0.0116	2.4650	Oversupply
5/29/2020 12:48	0:01	SSA3	0.0170	1.5980	Oversupply
5/29/2020 12:54	2:29	17-2	1.8133	0.7500	Oversupply
5/29/2020 12:54	0:01	SSA3	0.0174	1.6190	Oversupply
5/29/2020 12:54	0:01	SSA2	0.0116	2.0350	Oversupply
5/29/2020 12:55	2:27	ESA	Data is not available	Data is not available	Oversupply
5/29/2020 12:55	0:01	SSA3	0.0178	1.5800	Oversupply
5/29/2020 12:55	0:01	SSA2	0.0116	1.5290	Oversupply
5/29/2020 12:56	0:01	SSA3	0.0170	1.4690	Oversupply
5/29/2020 12:56	0:01	SSA2	0.0116	2.0490	Oversupply
5/29/2020 12:56	0:01	SSA3	0.0174	0.3300	Oversupply
5/29/2020 12:57	0:40	SSA2	1.8185	0.2240	Oversupply
5/29/2020 12:57	0:38	SSA3	1.7164	0.1350	Oversupply
5/29/2020 12:58	0:37	BS250	Data is not available	Data is not available	Oversupply
5/29/2020 12:58	0:37	SAG	Data is not available	Data is not available	Oversupply
5/29/2020 12:58	0:41	KWPPII	1.7203	16.3764	Oversupply
5/29/2020 13:35	0:01	SSA3	0.0367	-0.0040	Oversupply
5/29/2020 13:36	1:27	BS250	Data is not available	Data is not available	Oversupply
5/29/2020 13:36	0:02	SSA3	0.0725	-0.0040	Oversupply
5/29/2020 13:37	1:26	SAG	Data is not available	Data is not available	Oversupply
5/29/2020 13:37	0:01	SSA2	0.0415	-0.0030	Oversupply
5/29/2020 13:37	0:01	SSA3	0.0359	-0.0040	Oversupply
5/29/2020 13:38	1:25	SSA2	4.0440	0.0000	Oversupply
5/29/2020 13:38	1:24	SSA3	4.0246	-0.0040	Oversupply
5/29/2020 13:40	1:23	KWPPII	10.8503	16.1848	Oversupply
5/29/2020 15:02	0:01	SSA3	0.0358	0.0010	Oversupply
5/29/2020 15:02	0:01	SSA2	0.0395	-0.0030	Oversupply
5/29/2020 15:03	0:01	SSA3	0.0350	0.1600	Oversupply
5/29/2020 15:03	0:01	SSA2	0.0395	-0.0030	Oversupply



Maui Curtailment Report

May 2020

Start Date and Time	Duration (minutes)	IPP Curtailed	Estimated Curtailed MWH	Peak MW Curtailed	Reasons for Curtailment
5/29/2020 15:04	0:01	SSA3	0.0358	0.5050	Oversupply
5/29/2020 15:04	0:01	SSA2	0.0395	-0.0030	Oversupply
5/29/2020 15:05	0:01	SSA3	0.0343	0.4910	Oversupply
5/29/2020 15:05	0:01	SSA2	0.0395	-0.0030	Oversupply
5/29/2020 15:05	0:01	SSA3	0.0358	0.2900	Oversupply
5/29/2020 15:06	0:01	SSA2	0.0395	0.0980	Oversupply
5/29/2020 15:06	0:01	SSA3	0.0358	0.6310	Oversupply
5/29/2020 15:07	0:01	SSA2	0.0395	0.1160	Oversupply
5/29/2020 15:07	0:03	SSA3	0.1417	0.2990	Oversupply
5/29/2020 15:08	0:03	BS250	Data is not available	Data is not available	Oversupply
5/29/2020 15:08	0:03	SAG	Data is not available	Data is not available	Oversupply
5/29/2020 15:08	0:03	KWPPII	0.0581	16.7856	Oversupply
5/29/2020 15:08	0:03	SSA2	0.1186	0.0000	Oversupply
5/29/2020 15:10	0:01	SSA3	0.0343	-0.0030	Oversupply
5/29/2020 15:10	0:01	SSA2	0.0395	0.0030	Oversupply
5/29/2020 15:11	0:01	SSA3	0.0350	-0.0030	Oversupply
5/29/2020 15:11	0:01	SSA2	0.0395	0.1830	Oversupply
5/29/2020 15:12	0:04	BS250	Data is not available	Data is not available	Oversupply
5/29/2020 15:12	0:04	SAG	Data is not available	Data is not available	Oversupply
5/29/2020 15:12	0:04	KWPPII	0.0911	16.7038	Oversupply
5/29/2020 15:12	0:04	SSA3	0.1638	-0.0030	Oversupply
5/29/2020 15:12	0:03	SSA2	0.1466	0.0010	Oversupply
5/29/2020 15:15	0:01	SSA2	0.0269	-0.0030	Oversupply
5/29/2020 15:15	0:01	SSA3	0.0252	0.0000	Oversupply
5/29/2020 15:16	0:01	SSA3	0.0290	0.4860	Oversupply
5/29/2020 15:16	0:01	SSA2	0.0269	-0.0030	Oversupply
5/29/2020 15:17	0:01	SSA3	0.0252	1.0100	Oversupply
5/29/2020 15:17	0:01	SSA2	0.0269	-0.0020	Oversupply
5/29/2020 15:18	0:01	SSA3	0.0252	1.2050	Oversupply
5/29/2020 15:18	0:01	SSA2	0.0269	0.0630	Oversupply
5/29/2020 15:19	0:01	SSA3	0.0257	0.5990	Oversupply
5/29/2020 15:19	0:01	SSA2	0.0269	0.2000	Oversupply
5/29/2020 15:19	0:01	SSA3	0.0252	0.1410	Oversupply
5/29/2020 15:20	0:01	SSA2	0.0269	0.4440	Oversupply
5/29/2020 15:20	0:01	SSA3	0.0257	0.7870	Oversupply
5/29/2020 15:21	0:01	SSA2	0.0269	0.9790	Oversupply
5/29/2020 15:21	0:01	SSA3	0.0246	1.3560	Oversupply
5/29/2020 15:24	0:01	SSA3	0.0252	2.3500	Oversupply
5/29/2020 15:24	0:01	SSA2	0.0269	2.5900	Oversupply
5/29/2020 15:25	0:24	ESA	Data is not available	Data is not available	Oversupply
5/29/2020 15:25	0:24	17-2	0.2483	0.6780	Oversupply
5/29/2020 15:25	0:01	SSA3	0.0246	2.3730	Oversupply
5/29/2020 15:25	0:01	SSA2	0.0269	2.6060	Oversupply
5/29/2020 15:25	0:01	SSA3	0.0252	1.2760	Oversupply
5/29/2020 15:26	0:02	BS250	Data is not available	Data is not available	Oversupply
5/29/2020 15:26	0:02	SAG	Data is not available	Data is not available	Oversupply
5/29/2020 15:26	0:03	SSA2	0.0807	0.1110	Oversupply
5/29/2020 15:26	0:02	SSA3	0.0509	-0.0060	Oversupply
5/29/2020 15:27	0:01	KWPPII	0.0202	16.2806	Oversupply
5/29/2020 15:28	0:01	SSA3	0.0252	-0.0030	Oversupply
5/29/2020 15:28	0:02	SSA2	0.0585	-0.0030	Oversupply
5/29/2020 15:29	0:01	SSA3	0.0252	-0.0040	Oversupply
5/29/2020 15:29	0:01	SSA3	0.0308	-0.0040	Oversupply
5/29/2020 15:30	0:01	SSA2	0.0327	-0.0030	Oversupply
5/29/2020 15:30	0:01	SSA3	0.0317	-0.0040	Oversupply
5/29/2020 15:31	0:01	SSA3	0.0317	-0.0040	Oversupply
5/29/2020 15:31	0:01	SSA2	0.0327	-0.0030	Oversupply
5/29/2020 15:32	0:01	SSA3	0.0331	-0.0040	Oversupply
5/29/2020 15:32	0:01	SSA2	0.0327	0.0240	Oversupply
5/29/2020 15:32	0:01	SSA3	0.0373	0.2190	Oversupply
5/29/2020 15:33	0:01	SSA2	0.0327	0.3440	Oversupply
5/29/2020 15:33	0:01	SSA3	0.0317	0.0720	Oversupply
5/29/2020 15:34	0:01	SSA2	0.0327	0.1070	Oversupply
5/29/2020 15:34	0:01	SSA3	0.0317	0.2850	Oversupply
5/29/2020 15:34	0:01	SSA2	0.0327	0.1200	Oversupply
5/29/2020 15:35	0:01	SSA3	0.0324	0.5650	Oversupply
5/29/2020 15:35	0:05	SSA2	0.1959	0.0590	Oversupply
5/29/2020 15:36	0:05	BS250	Data is not available	Data is not available	Oversupply
5/29/2020 15:36	0:05	SAG	Data is not available	Data is not available	Oversupply
5/29/2020 15:36	0:05	KWPPII	0.1013	16.6319	Oversupply
5/29/2020 15:36	0:05	SSA3	0.2288	0.0380	Oversupply
5/29/2020 15:40	0:01	SSA2	0.0327	0.0120	Oversupply
5/29/2020 15:41	0:01	SSA3	0.0324	0.2860	Oversupply
5/29/2020 15:41	0:01	SSA2	0.0327	0.2340	Oversupply
5/29/2020 15:42	0:01	SSA3	0.0324	0.6730	Oversupply



Maui Curtailment Report

May 2020

Start Date and Time	Duration (minutes)	IPP Curtailed	Estimated Curtailed MWH	Peak MW Curtailed	Reasons for Curtailment
5/29/2020 15:42	0:01	SSA2	0.0327	1.2300	Oversupply
5/29/2020 15:42	0:01	SSA3	0.0324	0.9570	Oversupply
5/29/2020 15:43	0:01	SSA2	0.0320	1.3450	Oversupply
5/29/2020 15:43	0:01	SSA3	0.0331	1.6460	Oversupply
5/29/2020 15:44	0:01	SSA2	0.0250	1.6210	Oversupply
5/29/2020 15:44	0:01	SSA3	0.0262	1.8430	Oversupply
5/29/2020 15:45	0:01	SSA2	0.0092	1.6200	Oversupply
5/29/2020 15:45	0:01	SSA3	0.0149	2.0240	Oversupply
5/29/2020 15:46	0:01	SSA3	0.0149	0.0930	Oversupply
5/29/2020 15:46	0:01	SSA2	0.0092	1.3030	Oversupply
5/29/2020 15:46	0:01	SSA3	0.0146	0.7020	Oversupply
5/29/2020 15:47	0:01	SSA2	0.0092	1.1940	Oversupply
5/29/2020 15:47	0:01	SSA3	0.0143	0.1360	Oversupply
5/29/2020 15:47	0:01	SSA2	0.0092	0.8330	Oversupply
5/29/2020 15:49	0:01	SSA2	0.0092	2.3550	Oversupply
5/29/2020 15:50	0:03	ESA	Data is not available	Data is not available	Oversupply
5/29/2020 15:50	0:04	17-2	0.0405	0.6130	Oversupply
5/29/2020 15:50	0:01	SSA2	0.0092	2.4200	Oversupply
5/29/2020 15:50	0:01	SSA3	0.0149	1.9460	Oversupply
5/29/2020 15:51	0:01	SSA2	0.0092	0.0540	Oversupply
5/29/2020 15:51	0:01	SSA3	0.0146	1.7060	Oversupply
5/29/2020 15:52	0:01	SSA2	0.0092	0.5270	Oversupply
5/29/2020 15:52	0:01	SSA3	0.0146	1.5980	Oversupply
5/29/2020 16:24	0:02	ESA	Data is not available	Data is not available	Oversupply
5/29/2020 16:24	0:01	SSA2	0.0033	2.2760	Oversupply
5/29/2020 16:24	0:01	SSA3	0.0082	1.6310	Oversupply
5/29/2020 16:25	0:02	17-2	0.0182	0.5610	Oversupply
5/29/2020 16:25	0:01	SSA2	0.0033	2.3110	Oversupply
5/29/2020 16:25	0:01	SSA3	0.0085	0.7660	Oversupply
5/29/2020 16:30	0:01	ESA	Data is not available	Data is not available	Oversupply
5/29/2020 16:30	0:01	SSA3	0.0070	1.5820	Oversupply
5/29/2020 16:30	0:01	SSA2	0.0029	2.4840	Oversupply
5/29/2020 16:31	0:01	17-2	0.0037	0.6020	Oversupply
5/30/2020 8:29	0:01	17-2	0.0006	0.3360	Oversupply
5/30/2020 8:33	0:02	ESA	Data is not available	Data is not available	Oversupply
5/30/2020 8:33	0:01	SSA2	0.0035	1.3080	Oversupply
5/30/2020 8:33	0:01	SSA3	0.0092	1.6570	Oversupply
5/30/2020 8:34	0:01	17-2	0.0066	0.3980	Oversupply
5/30/2020 8:34	0:01	SSA3	0.0094	0.0600	Oversupply
5/30/2020 8:34	0:01	SSA2	0.0035	0.0890	Oversupply
5/30/2020 8:57	6:43	ESA	Data is not available	Data is not available	Oversupply
5/30/2020 8:57	0:01	SSA3	0.0106	1.9800	Oversupply
5/30/2020 8:57	0:01	SSA2	0.0025	1.7080	Oversupply
5/30/2020 8:58	6:43	17-2	3.8944	0.7500	Oversupply
5/30/2020 8:58	0:01	SSA3	0.0108	1.8990	Oversupply
5/30/2020 8:58	0:01	SSA3	0.0104	0.3240	Oversupply
5/30/2020 8:59	0:01	SSA2	0.0094	1.0430	Oversupply
5/30/2020 8:59	0:01	SSA3	0.0191	1.1710	Oversupply
5/30/2020 9:00	0:01	SSA2	0.0196	1.3790	Oversupply
5/30/2020 9:00	0:01	SSA3	0.0290	1.3920	Oversupply
5/30/2020 9:01	0:02	SSA3	0.0586	0.4170	Oversupply
5/30/2020 9:01	0:01	SSA2	0.0196	0.9240	Oversupply
5/30/2020 9:02	0:01	SSA2	0.0188	0.7520	Oversupply
5/30/2020 9:02	0:01	SSA3	0.0296	1.0780	Oversupply
5/30/2020 9:02	0:01	SSA2	0.0196	0.7290	Oversupply
5/30/2020 9:03	0:01	SSA3	0.0284	0.7790	Oversupply
5/30/2020 9:03	0:01	SSA2	0.0188	0.5910	Oversupply
5/30/2020 9:04	0:01	SSA3	0.0290	1.2170	Oversupply
5/30/2020 9:04	0:01	SSA2	0.0196	0.4580	Oversupply
5/30/2020 9:05	0:01	SSA3	0.0290	0.4000	Oversupply
5/30/2020 9:05	0:01	SSA2	0.0196	0.2770	Oversupply
5/30/2020 9:05	0:01	SSA3	0.0296	0.1490	Oversupply
5/30/2020 9:06	0:01	SSA2	0.0196	0.2030	Oversupply
5/30/2020 9:06	0:01	SSA3	0.0284	0.5910	Oversupply
5/30/2020 9:07	0:01	SSA2	0.0196	0.7620	Oversupply
5/30/2020 9:07	0:01	SSA3	0.0290	1.5660	Oversupply
5/30/2020 9:08	0:01	SSA2	0.0196	1.1440	Oversupply
5/30/2020 9:08	0:01	SSA3	0.0290	0.5180	Oversupply
5/30/2020 9:08	0:01	SSA3	0.0284	0.6170	Oversupply
5/30/2020 9:08	0:01	SSA2	0.0196	0.2730	Oversupply
5/30/2020 9:09	0:02	SSA3	0.0580	0.0520	Oversupply
5/30/2020 9:09	0:02	SSA2	0.0380	0.0270	Oversupply
5/30/2020 9:10	0:01	BS250	Data is not available	Data is not available	Oversupply
5/30/2020 9:10	0:01	SAG	Data is not available	Data is not available	Oversupply
5/30/2020 9:10	0:02	KWP11	0.0076	13.6401	Oversupply



Maui Curtailment Report

May 2020

Start Date and Time	Duration (minutes)	IPP Curtailed	Estimated Curtailed MWH	Peak MW Curtailed	Reasons for Curtailment
5/30/2020 9:11	0:01	SSA3	0.0296	0.0090	Oversupply
5/30/2020 9:11	0:01	SSA2	0.0196	-0.0030	Oversupply
5/30/2020 9:11	0:01	SSA3	0.0290	0.2080	Oversupply
5/30/2020 9:12	0:01	SSA2	0.0188	-0.0030	Oversupply
5/30/2020 9:12	0:02	SSA3	0.0864	0.1910	Oversupply
5/30/2020 9:13	0:02	BS250	Data is not available	Data is not available	Oversupply
5/30/2020 9:13	0:02	SAG	Data is not available	Data is not available	Oversupply
5/30/2020 9:13	0:03	KWP11	0.0423	13.8516	Oversupply
5/30/2020 9:13	0:02	SSA2	0.0392	-0.0030	Oversupply
5/30/2020 9:14	0:01	SSA2	0.0238	-0.0030	Oversupply
5/30/2020 9:15	0:01	SSA3	0.0294	0.0130	Oversupply
5/30/2020 9:15	0:01	SSA3	0.0281	0.2670	Oversupply
5/30/2020 9:15	0:01	SSA2	0.0240	0.0450	Oversupply
5/30/2020 9:16	0:01	SSA3	0.0288	0.4320	Oversupply
5/30/2020 9:16	0:01	SSA2	0.0240	0.3140	Oversupply
5/30/2020 9:17	0:01	KWP11	0.0047	14.5691	Oversupply
5/30/2020 9:17	0:01	SSA3	0.0294	0.0510	Oversupply
5/30/2020 9:17	0:01	SSA2	0.0240	0.1880	Oversupply
5/30/2020 9:18	0:01	SSA3	0.0288	0.3900	Oversupply
5/30/2020 9:18	0:01	SSA2	0.0240	0.5700	Oversupply
5/30/2020 9:18	0:01	SSA3	0.0288	0.4590	Oversupply
5/30/2020 9:19	0:01	SSA2	0.0240	0.2280	Oversupply
5/30/2020 9:19	0:01	SSA3	0.0288	0.3180	Oversupply
5/30/2020 9:20	5:08	KWP11	54.1056	17.8195	Oversupply
5/30/2020 9:20	0:01	SSA2	0.0231	0.1580	Oversupply
5/30/2020 9:20	0:03	SSA3	0.1138	0.0460	Oversupply
5/30/2020 9:20	5:06	SSA2	12.5827	0.0160	Oversupply
5/30/2020 9:21	5:43	BS250	Data is not available	Data is not available	Oversupply
5/30/2020 9:21	5:43	SAG	Data is not available	Data is not available	Oversupply
5/30/2020 9:23	0:01	SSA3	0.0288	0.0120	Oversupply
5/30/2020 9:24	5:02	SSA3	14.2817	0.0060	Oversupply
5/30/2020 10:00	0:02	AWE	0.0351	11.4000	Oversupply
5/30/2020 10:16	0:01	AWE	0.0013	12.7000	Oversupply
5/30/2020 10:20	0:01	AWE	0.0112	11.9000	Oversupply
5/30/2020 10:24	0:01	AWE	0.0039	12.8000	Oversupply
5/30/2020 10:26	0:01	AWE	0.0085	12.1000	Oversupply
5/30/2020 10:37	0:04	AWE	0.0513	11.1000	Oversupply
5/30/2020 10:43	0:02	AWE	0.0336	11.5000	Oversupply
5/30/2020 10:51	0:02	AWE	0.0137	10.9000	Oversupply
5/30/2020 10:54	0:44	AWE	2.6026	13.2000	Oversupply
5/30/2020 11:39	0:05	AWE	0.1353	11.6000	Oversupply
5/30/2020 11:45	0:11	AWE	0.2594	12.2000	Oversupply
5/30/2020 11:57	0:04	AWE	0.0679	11.9000	Oversupply
5/30/2020 12:03	0:05	AWE	0.1460	14.1000	Oversupply
5/30/2020 12:09	0:26	AWE	0.3273	12.1000	Oversupply
5/30/2020 12:36	0:05	AWE	0.0352	8.3000	Oversupply
5/30/2020 13:43	0:03	AWE	0.0368	7.3000	Oversupply
5/30/2020 13:51	0:05	AWE	0.0505	10.2000	Oversupply
5/30/2020 13:57	0:05	AWE	0.1058	9.8000	Oversupply
5/30/2020 14:03	0:11	AWE	0.2431	10.5000	Oversupply
5/30/2020 14:15	0:07	AWE	0.1176	8.9000	Oversupply
5/30/2020 14:26	0:01	SSA3	0.0357	0.0010	Oversupply
5/30/2020 14:26	0:01	SSA2	0.0411	0.1800	Oversupply
5/30/2020 14:27	0:01	SSA3	0.0365	0.1410	Oversupply
5/30/2020 14:27	0:01	SSA2	0.0411	0.1360	Oversupply
5/30/2020 14:28	0:35	SSA3	1.6365	0.0530	Oversupply
5/30/2020 14:28	0:35	SSA2	1.5835	0.0230	Oversupply
5/30/2020 14:29	0:34	KWP11	5.8603	16.9932	Oversupply
5/30/2020 15:02	0:01	SSA3	0.0353	0.0350	Oversupply
5/30/2020 15:03	0:01	SSA2	0.0387	0.2660	Oversupply
5/30/2020 15:03	0:01	SSA3	0.0361	0.1380	Oversupply
5/30/2020 15:03	0:01	SSA2	0.0387	0.2570	Oversupply
5/30/2020 15:04	0:01	SSA3	0.0353	0.4250	Oversupply
5/30/2020 15:04	0:01	SSA2	0.0387	0.5450	Oversupply
5/30/2020 15:05	0:01	SSA3	0.0361	0.4870	Oversupply
5/30/2020 15:05	0:01	SSA2	0.0387	1.2940	Oversupply
5/30/2020 15:05	0:12	SSA3	0.5452	0.5840	Oversupply
5/30/2020 15:06	0:12	BS250	Data is not available	Data is not available	Oversupply
5/30/2020 15:06	0:12	SAG	Data is not available	Data is not available	Oversupply
5/30/2020 15:06	0:12	KWP11	0.4812	15.7078	Oversupply
5/30/2020 15:06	0:11	SSA2	0.4821	0.0180	Oversupply
5/30/2020 15:17	0:01	SSA2	0.0327	0.0010	Oversupply
5/30/2020 15:18	0:02	SSA3	0.0613	0.1060	Oversupply
5/30/2020 15:18	0:01	SSA2	0.0327	0.4970	Oversupply
5/30/2020 15:19	0:01	SSA2	0.0327	1.0550	Oversupply



Maui Curtailment Report

May 2020

Start Date and Time	Duration (minutes)	IPP Curtailed	Estimated Curtailed MWH	Peak MW Curtailed	Reasons for Curtailment
5/30/2020 15:19	0:01	SSA3	0.0313	1.0820	Oversupply
5/30/2020 15:20	0:01	SSA3	0.0313	1.2760	Oversupply
5/30/2020 15:20	0:01	SSA2	0.0327	1.1490	Oversupply
5/30/2020 15:21	0:01	SSA3	0.0313	1.8700	Oversupply
5/30/2020 15:21	0:01	SSA2	0.0327	1.7390	Oversupply
5/30/2020 15:21	0:01	SSA3	0.0306	1.4570	Oversupply
5/30/2020 15:22	0:01	SSA2	0.0315	1.7360	Oversupply
5/30/2020 15:22	0:01	SSA3	0.0313	0.1710	Oversupply
5/30/2020 15:22	0:01	SSA2	0.0321	0.9980	Oversupply
5/30/2020 15:23	0:03	SSA3	0.1232	0.5800	Oversupply
5/30/2020 15:23	0:03	SSA2	0.0982	0.2220	Oversupply
5/30/2020 15:24	0:02	BS250	Data is not available	Data is not available	Oversupply
5/30/2020 15:24	0:02	SAG	Data is not available	Data is not available	Oversupply
5/30/2020 15:24	0:03	KWPPII	0.0865	14.2907	Oversupply
5/30/2020 15:26	0:01	SSA2	0.0327	-0.0020	Oversupply
5/30/2020 15:26	0:01	SSA3	0.0313	0.1660	Oversupply
5/30/2020 15:27	0:01	SSA2	0.0327	-0.0030	Oversupply
5/30/2020 15:27	0:01	SSA3	0.0313	0.5440	Oversupply
5/30/2020 15:28	0:01	SSA3	0.0340	0.5800	Oversupply
5/30/2020 15:28	0:01	SSA2	0.0315	-0.0030	Oversupply
5/30/2020 15:28	0:01	SSA2	0.0321	-0.0030	Oversupply
5/30/2020 15:28	0:01	SSA3	0.0313	0.3620	Oversupply
5/30/2020 15:29	0:04	SSA3	0.1276	0.0870	Oversupply
5/30/2020 15:29	0:03	SSA2	0.0926	-0.0020	Oversupply
5/30/2020 15:30	0:03	BS250	Data is not available	Data is not available	Oversupply
5/30/2020 15:30	0:03	SAG	Data is not available	Data is not available	Oversupply
5/30/2020 15:30	0:04	KWPPII	0.0508	12.2449	Oversupply
5/30/2020 15:33	0:01	SSA2	0.0223	0.0040	Oversupply
5/30/2020 15:33	0:01	SSA3	0.0260	0.0960	Oversupply
5/30/2020 15:34	0:01	SSA2	0.0223	0.5750	Oversupply
5/30/2020 15:34	0:01	SSA3	0.0254	0.6200	Oversupply
5/30/2020 15:35	0:01	SSA2	0.0223	0.6250	Oversupply
5/30/2020 15:35	0:01	SSA3	0.0254	0.3770	Oversupply
5/30/2020 15:35	0:01	SSA3	0.0260	0.7080	Oversupply
5/30/2020 15:35	0:01	SSA2	0.0223	0.7120	Oversupply
5/30/2020 15:36	0:01	SSA3	0.0254	1.0920	Oversupply
5/30/2020 15:36	0:01	SSA2	0.0223	1.1410	Oversupply
5/30/2020 15:37	0:01	SSA3	0.0254	0.6680	Oversupply
5/30/2020 15:37	0:01	SSA2	0.0223	0.8930	Oversupply
5/30/2020 15:38	0:01	SSA3	0.0254	0.1540	Oversupply
5/30/2020 15:38	0:01	SSA2	0.0223	0.0770	Oversupply
5/30/2020 15:38	0:01	SSA3	0.0260	0.5090	Oversupply
5/30/2020 15:39	0:01	SSA2	0.0223	0.5140	Oversupply
5/30/2020 15:39	0:01	SSA3	0.0254	1.1140	Oversupply
5/30/2020 15:43	0:07	ESA	Data is not available	Data is not available	Oversupply
5/30/2020 15:43	0:01	SSA3	0.0260	2.1370	Oversupply
5/30/2020 15:43	0:01	SSA2	0.0219	2.5220	Oversupply
5/30/2020 15:44	0:07	17-2	0.0657	0.7500	Oversupply
5/30/2020 15:44	0:01	SSA3	0.0236	2.1390	Oversupply
5/30/2020 15:44	0:01	SSA2	0.0173	0.4560	Oversupply
5/30/2020 15:45	0:01	SSA3	0.0152	0.0720	Oversupply
5/30/2020 15:45	0:01	SSA2	0.0106	0.1400	Oversupply
5/30/2020 15:45	0:01	SSA3	0.0152	0.2120	Oversupply
5/30/2020 15:46	0:01	SSA2	0.0106	0.0470	Oversupply
5/30/2020 15:46	0:01	SSA3	0.0152	0.3660	Oversupply
5/30/2020 15:47	0:01	SSA2	0.0106	0.9770	Oversupply
5/30/2020 15:47	0:01	SSA3	0.0155	0.7610	Oversupply
5/30/2020 15:48	0:01	SSA2	0.0106	0.1100	Oversupply
5/30/2020 15:48	0:01	SSA3	0.0165	0.3400	Oversupply
5/30/2020 15:48	0:01	SSA2	0.0106	0.6380	Oversupply
5/30/2020 15:49	0:01	SSA3	0.0155	1.5600	Oversupply
5/30/2020 15:49	0:01	SSA2	0.0106	2.0010	Oversupply
5/30/2020 21:24	0:04	KWPPII	0.0594	16.2148	Oversupply
5/31/2020 1:33	0:05	KWPPII	0.0694	16.2098	Oversupply
5/31/2020 1:40	0:34	KWPPII	2.4953	16.2148	Oversupply
5/31/2020 4:31	0:05	KWPPII	0.0609	13.4834	Oversupply
5/31/2020 4:38	0:12	KWPPII	0.1686	14.9613	Oversupply
5/31/2020 4:51	0:09	KWPPII	0.1163	15.7218	Oversupply
5/31/2020 5:36	0:06	KWPPII	0.0532	15.8356	Oversupply
5/31/2020 5:51	0:40	BS250	Data is not available	Data is not available	Oversupply
5/31/2020 5:51	0:40	ESA	Data is not available	Data is not available	Oversupply
5/31/2020 5:51	0:40	SAG	Data is not available	Data is not available	Oversupply
5/31/2020 5:53	0:47	KWPPII	2.9294	16.0890	Oversupply
5/31/2020 5:56	0:35	SSA3	0.0764	0.0000	Oversupply
5/31/2020 5:58	0:33	SSA2	0.0232	0.0280	Oversupply



Maui Curtailment Report

May 2020

Start Date and Time	Duration (minutes)	IPP Curtailed	Estimated Curtailed MWH	Peak MW Curtailed	Reasons for Curtailment
5/31/2020 6:29	1:03	17-2	0.1527	0.2720	Oversupply
5/31/2020 6:32	0:57	SSA2	0.3076	0.0630	Oversupply
5/31/2020 6:32	0:57	SSA3	0.6237	0.0380	Oversupply
5/31/2020 6:33	0:57	BS250	Data is not available	Data is not available	Oversupply
5/31/2020 6:33	0:59	ESA	Data is not available	Data is not available	Oversupply
5/31/2020 6:33	0:57	SAG	Data is not available	Data is not available	Oversupply
5/31/2020 6:41	0:49	KWP	6.7109	19.1378	Oversupply
5/31/2020 7:29	0:01	SSA3	0.0105	0.1240	Oversupply
5/31/2020 7:29	0:01	SSA2	0.0067	-0.0020	Oversupply
5/31/2020 7:30	0:01	SSA3	0.0127	0.3570	Oversupply
5/31/2020 7:30	0:01	SSA2	0.0088	-0.0030	Oversupply
5/31/2020 7:32	0:01	SSA3	0.0130	0.5050	Oversupply
5/31/2020 7:32	0:01	SSA2	0.0088	-0.0030	Oversupply
5/31/2020 7:32	0:01	SSA3	0.0127	0.1350	Oversupply
5/31/2020 7:33	0:01	ESA	Data is not available	Data is not available	Oversupply
5/31/2020 7:33	0:01	KWP	0.0009	19.0031	Oversupply
5/31/2020 7:33	9:12	17-2	5.6353	0.7500	Oversupply
5/31/2020 7:33	0:01	SSA2	0.0088	0.0720	Oversupply
5/31/2020 7:33	0:01	SSA3	0.0127	0.1800	Oversupply
5/31/2020 7:34	0:01	SSA2	0.0088	0.2790	Oversupply
5/31/2020 7:34	0:01	SSA3	0.0130	0.5370	Oversupply
5/31/2020 7:35	0:02	BS250	Data is not available	Data is not available	Oversupply
5/31/2020 7:35	0:03	ESA	Data is not available	Data is not available	Oversupply
5/31/2020 7:35	0:02	SAG	Data is not available	Data is not available	Oversupply
5/31/2020 7:35	0:01	SSA2	0.0088	0.1220	Oversupply
5/31/2020 7:35	0:01	SSA3	0.0124	0.0970	Oversupply
5/31/2020 7:35	0:01	SSA2	0.0088	0.0100	Oversupply
5/31/2020 7:36	0:01	KWP	0.0040	18.8564	Oversupply
5/31/2020 7:36	0:01	SSA3	0.0124	0.0210	Oversupply
5/31/2020 7:36	0:01	SSA3	0.0130	0.2530	Oversupply
5/31/2020 7:36	0:01	SSA2	0.0088	0.3700	Oversupply
5/31/2020 7:37	0:01	SSA3	0.0127	0.5550	Oversupply
5/31/2020 7:37	0:01	SSA2	0.0088	0.3300	Oversupply
5/31/2020 7:38	0:01	SSA3	0.0124	0.3770	Oversupply
5/31/2020 7:38	0:01	SSA2	0.0088	0.4910	Oversupply
5/31/2020 7:39	9:04	ESA	Data is not available	Data is not available	Oversupply
5/31/2020 7:39	0:01	SSA3	0.0124	0.3670	Oversupply
5/31/2020 7:39	0:01	SSA2	0.0088	0.2450	Oversupply
5/31/2020 7:39	0:01	SSA3	0.0127	0.2100	Oversupply
5/31/2020 7:40	8:59	SSA2	21.8420	0.0250	Oversupply
5/31/2020 7:40	8:59	SSA3	23.9765	0.0080	Oversupply
5/31/2020 7:41	8:58	BS250	Data is not available	Data is not available	Oversupply
5/31/2020 7:41	8:58	SAG	Data is not available	Data is not available	Oversupply
5/31/2020 7:41	8:59	KWP	140.7086	19.2106	Oversupply
5/31/2020 9:34	0:01	AWE	0.0050	9.0000	Oversupply
5/31/2020 9:36	0:05	AWE	0.0436	8.8000	Oversupply
5/31/2020 9:46	0:01	AWE	0.0017	7.1000	Oversupply
5/31/2020 9:48	0:01	AWE	0.0060	6.3000	Oversupply
5/31/2020 9:50	5:52	AWE	54.1871	19.3000	Oversupply
5/31/2020 10:13	0:03	KWP	0.0025	15.3758	Oversupply
5/31/2020 10:18	0:01	KWP	0.0018	14.1626	Oversupply
5/31/2020 10:28	0:01	KWP	0.0009	12.8967	Oversupply
5/31/2020 10:37	0:02	KWP	0.0026	13.2132	Oversupply
5/31/2020 10:55	0:01	KWP	0.0009	10.2066	Oversupply
5/31/2020 11:01	0:01	KWP	0.0009	10.6286	Oversupply
5/31/2020 11:11	0:02	KWP	0.0014	11.2088	Oversupply
5/31/2020 11:15	0:02	KWP	0.0026	10.5231	Oversupply
5/31/2020 11:27	0:01	KWP	0.0009	9.9429	Oversupply
5/31/2020 11:32	0:01	KWP	0.0009	8.7297	Oversupply
5/31/2020 11:34	0:01	KWP	0.0026	8.4659	Oversupply
5/31/2020 11:45	0:01	KWP	0.0018	8.8352	Oversupply
5/31/2020 11:48	0:01	KWP	0.0009	8.5187	Oversupply
5/31/2020 11:51	0:01	KWP	0.0035	8.6242	Oversupply
5/31/2020 12:22	0:01	KWP	0.0013	9.5209	Oversupply
5/31/2020 12:29	0:01	KWP	0.0015	9.8374	Oversupply
5/31/2020 12:52	0:01	KWP	0.0018	12.8440	Oversupply
5/31/2020 12:57	0:01	KWP	0.0009	17.3275	Oversupply
5/31/2020 13:01	0:01	KWP	0.0009	13.8989	Oversupply
5/31/2020 13:14	0:01	KWP	0.0026	14.9538	Oversupply
5/31/2020 13:30	0:01	KWP	0.0009	16.1670	Oversupply
5/31/2020 13:42	0:01	KWP	0.0044	17.9077	Oversupply
5/31/2020 13:45	0:02	KWP	0.0035	18.1187	Oversupply
5/31/2020 13:52	0:01	KWP	0.0018	19.1209	Oversupply
5/31/2020 13:54	0:01	KWP	0.0009	18.0659	Oversupply
5/31/2020 13:58	0:01	KWP	0.0026	19.3319	Oversupply



Maui Curtailment Report

May 2020

Start Date and Time	Duration (minutes)	IPP Curtailed	Estimated Curtailed MWH	Peak MW Curtailed	Reasons for Curtailment
5/31/2020 14:27	0:01	KWP	0.0026	23.5516	Oversupply
5/31/2020 14:30	0:02	KWP	0.0054	23.9209	Oversupply
5/31/2020 15:45	0:04	AWE	0.1451	16.8000	Oversupply
5/31/2020 15:50	0:07	AWE	0.2002	17.7000	Oversupply
5/31/2020 16:39	0:01	SSA2	0.0264	0.0100	Oversupply
5/31/2020 16:39	0:01	SSA2	0.0264	0.1060	Oversupply
5/31/2020 16:40	0:01	SSA3	0.0230	0.1380	Oversupply
5/31/2020 16:40	0:01	SSA3	0.0220	0.0370	Oversupply
5/31/2020 16:40	0:01	SSA2	0.0264	0.0530	Oversupply
5/31/2020 16:41	0:01	SSA3	0.0225	0.3090	Oversupply
5/31/2020 16:41	0:01	SSA2	0.0264	0.1130	Oversupply
5/31/2020 16:42	0:01	SSA3	0.0230	0.5730	Oversupply
5/31/2020 16:43	0:01	SSA2	0.0264	0.5830	Oversupply
5/31/2020 16:45	0:01	SSA2	0.0050	1.4470	Oversupply
5/31/2020 16:45	0:01	SSA3	0.0077	1.3400	Oversupply
5/31/2020 16:46	0:01	17-2	0.0005	0.1260	Oversupply
5/31/2020 16:48	0:01	SSA3	0.0079	1.2970	Oversupply
5/31/2020 16:48	0:01	SSA2	0.0051	1.8440	Oversupply
5/31/2020 16:49	0:03	ESA	Data is not available	Data is not available	Oversupply
5/31/2020 16:49	0:04	17-2	0.0082	0.1780	Oversupply
5/31/2020 16:49	0:01	SSA3	0.0077	1.2720	Oversupply
5/31/2020 16:49	0:01	SSA2	0.0051	1.8270	Oversupply
5/31/2020 16:50	0:01	SSA3	0.0081	0.1820	Oversupply
5/31/2020 16:50	0:01	SSA2	0.0051	0.0220	Oversupply
5/31/2020 16:50	0:01	SSA3	0.0081	0.2140	Oversupply
5/31/2020 16:51	0:01	SSA2	0.0051	0.8340	Oversupply
5/31/2020 16:51	0:01	SSA3	0.0082	0.9410	Oversupply
5/31/2020 17:01	0:01	ESA	Data is not available	Data is not available	Oversupply
5/31/2020 17:02	0:01	17-2	0.0018	0.1080	Oversupply
Total Estimated Curtailed MWh			4,202.120		

Notes:

- Curtailment for Kaheawa Wind Power ("KWP"), Makila Hydroelectric ("MH"), AAAAA Rent-A-Space Maui LTD ("5A"), Strategic Alliance Group ("SAG") fka Bioreal Solar, LLC ("BS"), Auwahi Wind Energy ("AWE"), Kaheawa Wind Power II ("KWPII") Bioreal Solar 250, LLC ("BS250"), Extra Spaces A ("ESA"), Extra Spaces B ("ESB"), SSA Solar of Hawaii 3 ("SSA3") fka South Maui Renewable Resources ("SMRR"), SSA Solar of HI 2 ("SSA2") fka Ku'ia Solar ("KS"), and Maui 17-2 ("17-2") may now be controlled by Maui Electric's Automatic Generation Control System ("AGC") or a Maui Electric operator-entered curtailment limit. The AGC curtailment control automatically calculates the amount of Maximum Allowable Variable Generation ("MAVG") that Maui Electric can accept into the Maui system, based on the system current available variable generation ("CAVG"), regulating reserve down requirement ("RRDR"), and available regulating reserve down ("ARRD"). Thus, the AGC MAVG - calculated is equal to CAVG less (RRDR less ARRD). Additionally, the AGC curtailment control allows the Maui Electric operator to enter an AGC MAVG value. The AGC curtailment control will employ the lesser of the AGC MAVG - calculated and AGC MAVG - entered values in the control logic.
- Curtailment signals sent to 5A, SAG (fka BS), BS250, ESA, ESB, SSA3 (fka SMRR), SSA2 (fka KS) and 17-2 during nighttime hours only are not recorded as curtailment events because no energy generation is possible during that time.
- The curtailment reasons have been modified to oversupply, system constraints, and facility requested, to provide continuity with HPUC Docket No. 2013-0141 Decoupling for HECO companies metrics.
- The data to calculate the Estimated Curtailed MWH and Peak MW Curtailed is not provided by 5A, SAG, BS 250, ESA, ESB, and MH
- The MH and ESB facilities were offline for the entire month of May. No curtailment events recorded.
- The Estimated Curtailed MWH and Peak MW Curtailed are calculated with information provided by AWE, KWP, KWPII, SSA 2 (fka KS), SSA 3 (fka SMRR) and 17-2. Maui Electric does not make any representation as to its accuracy.



Lanai Curtailment Report

May 2020

Start Date and Time	Duration (minutes)	IPP Curtailed	Estimated MWh Curtailed	Peak MW Curtailed	Reasons for Curtailment
5/1/2020 9:09	1:52	LSR	Data is not available	Data is not available	Oversupply
5/2/2020 8:20	2:41	LSR	Data is not available	Data is not available	Oversupply
5/15/2020 8:49	0:27	LSR	Data is not available	Data is not available	Oversupply

Notes:

On June 27, 2012, Maui Electric notified LSR that although LSR has not operated in compliance with the revised ramp rate of 360 kW/minute, Maui Electric would conditionally allow LSR to operate at the allowed capacity of 1.2 MW while the Maui Electric-Lanai Diesel Operator was in the control room.

LSR possible output data is not available. Therefore, Maui Electric assumes LSR is curtailed if the LSR curtailment set point is less than 1,200 kW and LSR's output is within 50 kW of the curtailment set point.

The curtailment reasons have been modified to oversupply, system constraints, and facility requested, to provide continuity with HPUC Docket No. 2013-0141 Decoupling for HECO companies metrics.

Hawai'i Electric Light Company Curtailment Report May 2020

Start Date/Time	MW output prior to start of curtailment	End Date/Time	MW output after curtailment released ¹	IPP	Reason for Curtailment
05/03/20 09:12	18.7 MW	05/03/20 13:10	15.0 MW	Pakini Nui Windfarm	Facility Requested
05/14/20 12:21	0.7 MW	05/14/20 13:41	0.0 MW	Pakini Nui Windfarm	Facility Requested
05/15/20 08:34	4.4 MW	05/15/20 10:04	4.6 MW	Pakini Nui Windfarm	Facility Requested
05/19/20 12:48	0.0 MW	05/19/20 15:53	1.2 MW	Hawi Renew Dev	Facility Requested
05/29/20 09:13	4.7 MW	05/29/20 11:23	0.5 MW	Hawi Renew Dev	Facility Requested

¹ The MW output values are taken soon after curtailment is released by Hawai'i Electric Light and may not reflect their full output depending on ramp rate for the facility. The wind farms generally return immediately to full available levels, whereas PGV, Wailuku, and FIT Facilities may take longer to return to scheduled or full available output levels.

SERVICE LIST
(Docket No. 2011-0206)

DEAN NISHINA
EXECUTIVE DIRECTOR
DEPARTMENT OF COMMERCE AND CONSUMER AFFAIRS
DIVISION OF CONSUMER ADVOCACY
P.O. Box 541
Honolulu, HI 96809

1 Copy
Electronically Transmitted

GREGG J. KINKLEY, ESQ.
DEPARTMENT OF THE ATTORNEY GENERAL
425 Queen Street
Honolulu, Hawaii 96813
Counsel for DBEDT

1 Copy
Electronically Transmitted

DANIEL W.S. LAWRENCE, ESQ.
DEPARTMENT OF THE CORPORATION COUNSEL
CITY AND COUNTY OF HONOLULU
530 S. King Street, Room 110
Honolulu, HI 96813
Counsel for the CITY AND COUNTY OF HONOLULU

1 Copy
Electronically Transmitted

JOSEPH K. KAMELAMELA
ANGELIC M. HO
DEPARTMENT OF THE CORPORATION COUNSEL
COUNTY OF HAWAII
101 Aupuni Street, Suite 325
Hilo, HI 96720
Counsel for the COUNTY OF HAWAII

1 Copy
Electronically Transmitted

HENRY Q CURTIS
VICE PRESIDENT FOR CONSUMER ISSUES
LIFE OF THE LAND
P.O. Box 37158
Honolulu, HI 96837-0158

1 Copy
Electronically Transmitted

MELISSA MIYASHIRO (9360)
CHIEF OF STAFF
BLUE PLANET FOUNDATION
55 Merchant Street, 17th Floor
Honolulu, HI 96813

1 Copy
Electronically Transmitted

SERVICE LIST
(Docket No. 2011-0206)

ISAAC MORIWAKE, ESQ.
DAVID HENKIN, ESQ.
EARTHJUSTICE
850 Richards Street, Suite 400
Honolulu, HI 96813-4501
Counsel for HAWAII SOLAR ENERGY ASSOCIATION

1 Copy
Electronically Transmitted

RICK REED
DIRECTOR
HAWAII SOLAR ENERGY ASSOCIATION
761 Ahua Street
Honolulu, HI 96819

1 Copy
Electronically Transmitted

KENT D. MORIHARA, ESQ.
KRIS N. NAKAGAWA, ESQ.
LAUREN M. IMADA-LEE, ESQ.
TANYA M. FERNANDES, ESQ.
Moriyara Lau & Fong LLP
841 Bishop Street, Suite 400
Honolulu, Hawaii 96813
Counsel for KAUAI ISLAND UTILITY COOPERATIVE

1 Copy
Electronically Transmitted

ERIK W. KVAM
CHIEF EXECUTIVE OFFICER
ZERO EMISSIONS LEASING LLC
4188-4 Keanu Street
Honolulu, HI 96816

1 Copy
Electronically Transmitted

SANDRA-ANN Y.H. WONG, ESQ.
ATTORNEY AT LAW, A LAW CORPORATION
1050 Bishop Street, #514
Honolulu, HI 96813
Counsel for TAWHIRI POWER LLC

1 Copy
Electronically Transmitted

RILEY SAITO
73-1294 Awakea Street
Kailua-Kona, HI 96740
For SOLAR ENERGY INDUSTRIES ASSOCIATION

1 Copy
Electronically Transmitted

DEAN T. YAMAMOTO, ESQ.
YAMAMOTO & SETTLE
1100 Alakea Street, Suite 3100
Honolulu, HI 96813
Counsel for CASTLE & COOKE HOMES HAWAII, INC.,
CASTLE & COOKE RESORTS, LLC and
LANAI SUSTAINABILITY RESEARCH, LLC

1 Copy
Electronically Transmitted

SERVICE LIST
(Docket No. 2011-0206)

MICHAEL J. HOPPER, ESQ. DEPUTY CORPORATION COUNSEL DEPARTMENT OF THE CORPORATION COUNSEL COUNTY OF MAUI 200 S. High Street Wailuku, HI 96793 Counsel for the COUNTY OF MAUI	1 Copy Electronically Transmitted
CURTIS SEYMOUR SENIOR MANAGER, GOVERNMENT AFFAIRS SUN EDISON LLC 600 Clipper Drive Belmont, CA 94002	1 Copy Electronically Transmitted
MONA W. CLARK, ESQ. OFFICE OF THE COUNTY ATTORNEY COUNTY OF KAUAI 4444 Rice Street, Suite 200 Lihue, HI 96766-1300	1 Copy Electronically Transmitted
BRADLEY ALBERT PRESIDENT HAWAII PV COALITION P.O. Box 81501 Haiku, HI 96708	1 Copy Electronically Transmitted
HILTON H. UNEMORI ECM, INC. 130 N. Market Street Wailuku, HI 96793-1716 For SOUTH MAUI RENEWABLE RESOURCES, LLC	1 Copy Electronically Transmitted
SKY STANFIELD SHUTE, MIHALY & WEINBERGER LLP 396 Hayes Street San Francisco, CA 94102 For the INTERSTATE RENEWABLE ENERGY COUNCIL	1 Copy Electronically Transmitted
PETE COOPER SOLARCITY CORPORATION REGIONAL DIRECTOR, HAWAII 599 Kahelu Street Mililani, HI 96789	1 Copy Electronically Transmitted

SERVICE LIST
(Docket No. 2011-0206)

ALISON SILVERSTEIN
19213 Luedtke Lane
Pflugerville, TX 78660

1 Copy
Electronically Transmitted

BRENDAN KIRBY
12011 SW Pineapple Court
Palm City, FL 34990

1 Copy
Electronically Transmitted

Chun, Marisa

From: puc@hawaii.gov
Sent: Wednesday, June 24, 2020 8:25 AM
To: Chun, Marisa
Subject: Hawaii PUC eFiling Confirmation of Filing

[This email is coming from an EXTERNAL source. Please use caution when opening attachments or links in suspicious email.]

Your eFile document has been filed with the Hawaii Public Utilities commission on 2020 Jun 24 AM 08:21. The mere fact of filing shall not waive any failure to comply with Hawaii Administrative Rules Chapter 6-61, Rules of Practice and Procedure Before the Public Utilities Commission, or any other application requirements. Your confirmation number is MARI20082131718. If you have received this email in error please notify the Hawaii Public Utilities Commission by phone at 808 586-2020 or email at hawaii.puc@hawaii.gov.