



December 24, 2020

The Honorable Chair and Members  
of the Hawai'i Public Utilities Commission  
Kekuanao'a Building, First Floor  
465 South King Street  
Honolulu, Hawai'i 96813

Dear Commissioners:

Subject: Docket No. 2011-0206  
Reliability Standards Working Group  
Monthly Report

In accordance with Ordering Paragraph 3 of Order No. 30371, filed May 4, 2012 in the subject proceeding, enclosed as Exhibit A is Hawaiian Electric's<sup>1</sup> monthly report for November 2020 on: (1) system frequency control performance during month; (2) significant system events during month; and (3) curtailment of non-dispatchable renewable resources.

Any party to this proceeding may obtain an electronic copy of this report by emailing Marisa Chun at [marisa.chun@hawaiianelectric.com](mailto:marisa.chun@hawaiianelectric.com).

Sincerely,

/s/ Kevin M. Katsura

Kevin M. Katsura  
Director, Regulatory Non-Rate Proceedings

Enclosures

c: Service List

---

<sup>1</sup> Hawaiian Electric Company, Inc., Maui Electric Company, Limited, and Hawai'i Electric Light Company, Inc. are each doing business as "Hawaiian Electric" and have jointly registered "Hawaiian Electric" as a trade name with the State of Hawai'i Department of Commerce and Consumer Affairs, as evidenced by Certificate of Registration No. 4235929, dated December 20, 2019.

**The Commission's Order No. 30371 (Docket No 2011-0206 – Relating To Various Matters in RSWG Process), filed May 4, 2012, ordered the following information for each island grid:**

- (1) System frequency control performance during month:
  - a) Frequency duration plot based on the highest resolution SCADA data available for the month detailing how many seconds each power system operated at frequencies above 60 hertz and at frequencies below 60 Hz.
  - b) Tabulation of the number, magnitude and duration of frequency excursions (high and low) outside normal frequency control range (59.95 to 60.05 Hz).

The following provides information with respect to items 1a) through 1b) – (all statements are current as of the month ending November 30, 2020):

**1a) Frequency duration plot based on the highest resolution SCADA data available for the month detailing how many seconds each power system operated at frequencies above 60 hertz and at frequencies below 60 Hz:**

The frequency duration plots for Hawaiian Electric Company, Inc., Maui Electric Company, Limited (Maui Division) and Hawai'i Electric Light Company, Inc. based on two-second data are provided in Attachment 1, and the enclosed Excel files. Refer to the electronic files for the individual data points because the information is voluminous and does not translate well to a hard copy.

**1b) Tabulation of the number, magnitude and duration of frequency excursions (high and low) outside normal frequency control range (59.95 to 60.05 Hz):**

Tabulation of the number, magnitude and duration of frequency excursions outside of the frequency range of 59.95 Hz to 60.05 Hz for Hawaiian Electric Company, Inc., Maui Electric Company, Limited (Maui Division) and Hawai'i Electric Light Company, Inc are provided in Attachment 2, and the enclosed Excel files. Refer to the electronic files for the individual data points because the information is voluminous and does not translate well to a hard copy.

- (2) Significant system events during month:
  - a) Tabulation of contingency reserve activations including date and time, MW magnitude, duration, and triggering event.
  - b) Tabulation of under frequency load shed activations including date and time, triggering frequency, MW magnitude, duration, and triggering event.
  - c) Tabulation of demand response activations for system events, including date and time, MW magnitude, duration, and triggering event, (excluding demand response utilization for unit commitment deferral or system operations economics.)

The following provides information with respect to items 2a) through 2c) – (all statements are current as of the month ending November 30, 2020):

**2a) Tabulation of contingency reserve activations including date and time, MW magnitude, duration, and triggering event:**

Hawaiian Electric Company, Inc. did not have any contingency reserve activations in the month of November. Maui Electric Company, Limited and Hawai'i Electric Light Company, Inc. do not operate with contingency reserve requirements. Therefore, Attachment 3 is not being provided for this reporting period.

**2b) Tabulation of under frequency load shed activations including date and time, triggering frequency, MW magnitude, duration, and triggering event:**

Hawai'i Electric Light Company, Inc.'s frequency load shed activations are provided in Attachment 4. Hawaiian Electric Company, Inc. and Maui Electric Company, Limited did not have any under frequency load shed activations in the month of November.

**2c) Tabulation of demand response activations for system events, including date and time, MW magnitude, duration, and triggering event, (excluding demand response utilization for unit commitment deferral or system operations economics.)**

Hawaiian Electric Company, Inc. did not have any demand response activations for system events for the month of September. Hawai'i Electric Light Company, Inc. currently does not have a demand response program. Maui Electric Company, Limited has implemented the Fast Demand Response pilot program on a limited basis. Hawai'i Electric Light Company, Inc. plans to use the findings of Maui Electric Company, Limited's pilot program to help in the evaluation and development of future demand response programs. Maui Electric Company, Limited executes a weekly testing protocol which measures customer participation. This program is not currently used in response to actual system events. Therefore, Attachment 5 is not being provided for this reporting period.

- (3) Curtailment of non-dispatchable renewable resources:
- (a) Tabulation of each curtailment event for each resource including the starting date and time, duration, megawatt hours curtailed, peak MW curtailed, and reason for curtailment.
  - (b) Total MWh of non-dispatchable renewable resources curtailed for the month.

The following provides information with respect to items 3a) through 3b) – (all statements are current as of the month ending November 30, 2020):

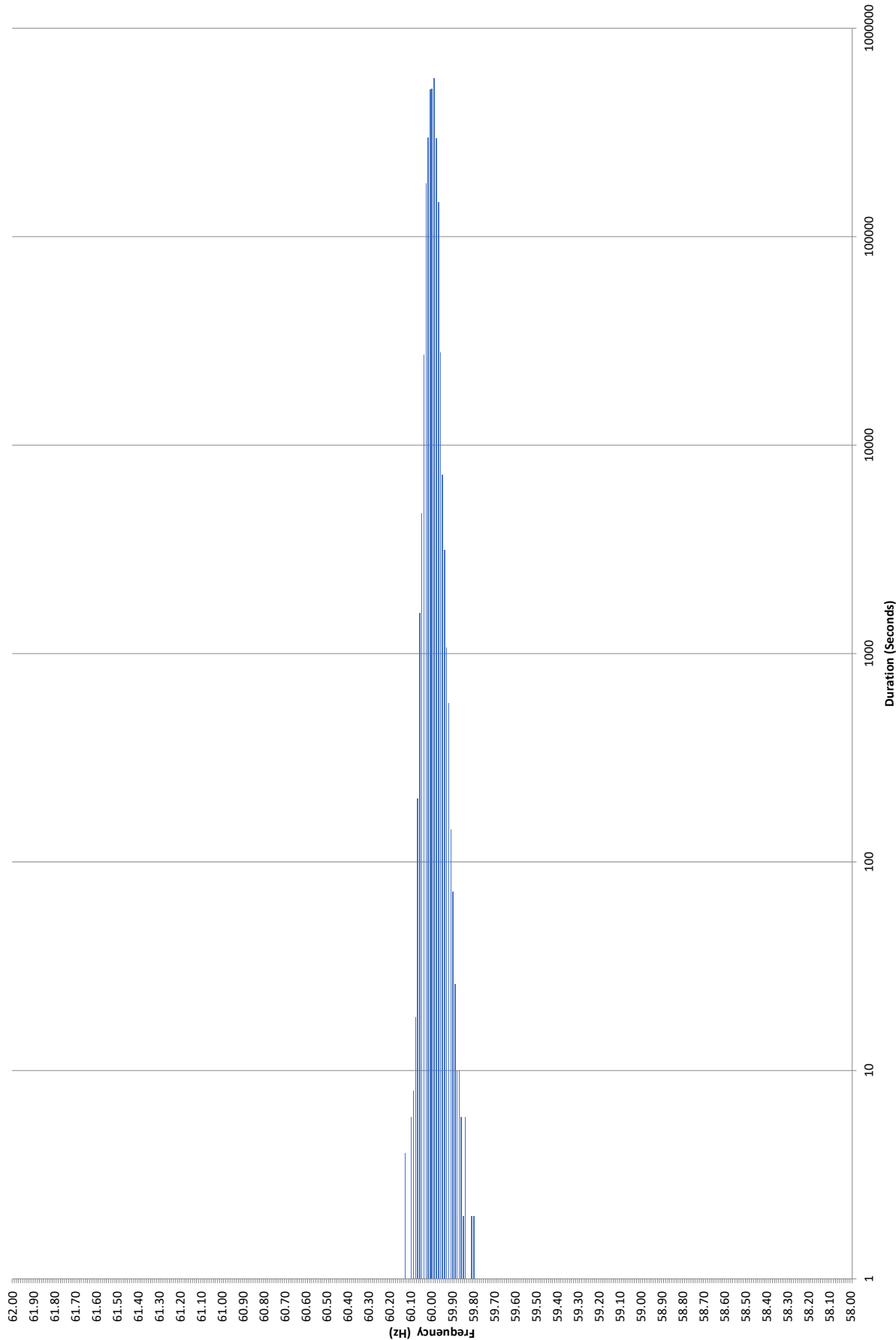
**3a) Tabulation of each curtailment event for each resource including the starting date and time, duration, megawatt hours curtailed, peak MW curtailed, and reason for curtailment:**

The tabulation of each curtailment event for each resource is provided in Attachment 6.

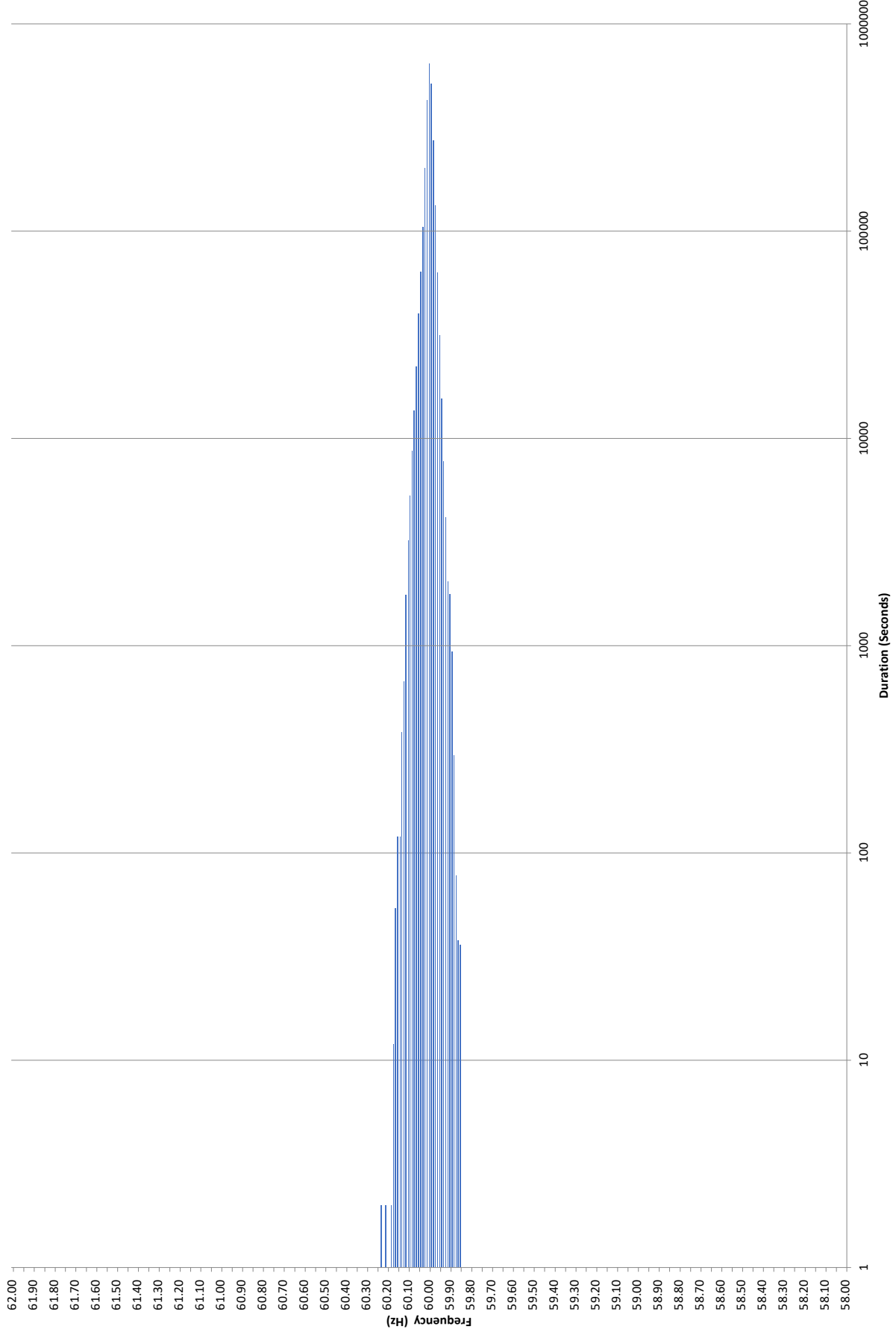
**3b) Total MWh of non-dispatchable renewable resources curtailed for the month:**

Curtailed MWh from non-dispatchable resources are difficult to determine due to the variability of the resource during curtailment periods. In some cases, the curtailed MWh estimates were provided by the IPPs under curtailment. The Company does not make any representations as to the accuracy of the curtailed MWh. The estimated MWh of non-dispatchable resources curtailed for the month are provided in Attachment 6, corresponding to each curtailment event.

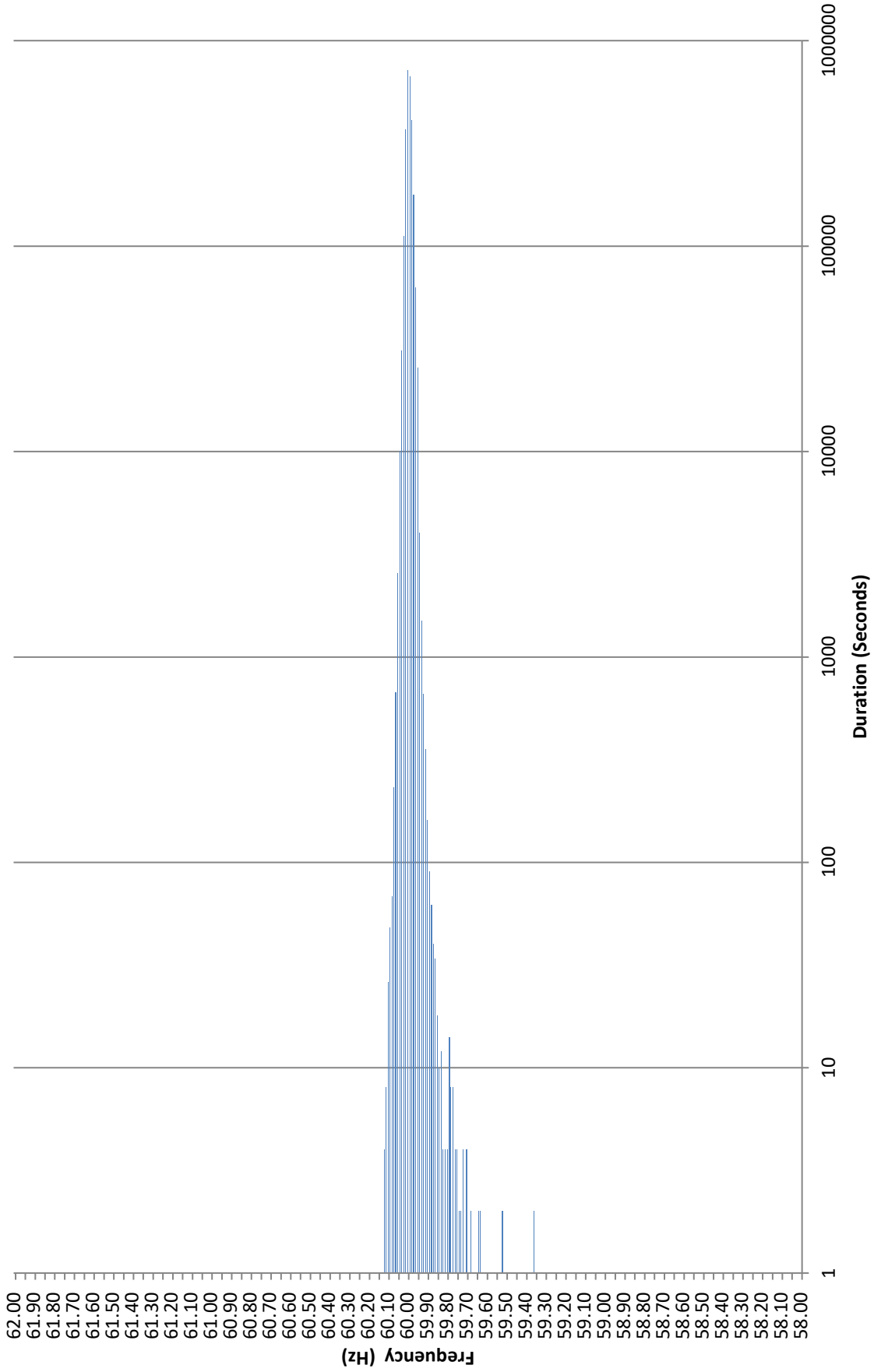
Frequency Distribution Plot - Hawaiian Electric Company, Inc.  
November 2020



Frequency Distribution Plot - Maui Electric Company, Limited  
November 2020



**Frequency Distribution Plot - Hawai'i Electric Light Company, Inc.  
November 2020**



Hawaiian Electric Company, Inc. Frequency Excursion Statistics November 2020		
Data Rounded to the nearest	<59.95 Hz	>60.05 Hz
Number of Excursions	699	280
Maximum Duration (sec)	174	174
Maximum Deviation (Hz)	59.798	60.127
Total Duration of Excursions (sec)	7352	3178



Maui Electric Company, Limited Frequency Excursion Statistics November 2020		
	<59.95 Hz	>60.05 Hz
Number of Excursions	7648	7307
Maximum Duration (sec)	600	1172
Maximum Deviation (Hz)	59.847	60.229
Total Duration of Excursions (sec)	45816	72836

Hawai'i Electric Light Company, Inc. Frequency Excursion Statistics November 2020		
	<59.95 Hz	>60.05 Hz
Number of Excursions	3941	461
Maximum Duration (sec)	74	54
Maximum Deviation (Hz)	59.364	60.121
Total Duration of Excursions (sec)	19018	1914

This page intentionally left blank.



This page intentionally left blank.

Hawaiian Electric Company, Inc. Curtailment Report November 2020

Start Date/Time	Curtailment Set Point	MW output prior to start of curtailment	End Date/Time	MW output after curtailment released	Estimated MWh of curtailed energy during event (1)	IPP/Facility	Reason for Curtailment
11/02/20 06:53	0.0	0.02	11/02/20 15:30	0	*	MFO	System Constraints
11/02/20 07:01	0.0	14.00	11/02/20 17:24	0	*	KWF	System Constraints
11/02/20 07:18	0.0	0.00	11/02/20 15:08	0	*	KWMakai	System Constraints
11/02/20 07:19	0.0	0.69	11/02/20 07:52	0	*	KWMauka	System Constraints
11/02/20 07:21	0.0	1.50	11/02/20 07:43	0	*	KSMauka	System Constraints
11/02/20 07:21	0.0	0.90	11/02/20 15:10	0	*	KSMakai	System Constraints
11/02/20 10:23	0.0	20.50	11/02/20 12:08	0	*	KSMauka	Oversupply
11/02/20 15:02	0.0	8.00	11/02/20 15:08	0	*	KWMauka	System Constraints
11/02/20 15:03	0.0	20.90	11/02/20 15:19	0	*	KSMauka	System Constraints
11/04/20 06:52	0.0	0.00	11/04/20 17:24	0	*	KWMakai	System Constraints
11/04/20 07:00	0.0	0.00	11/04/20 17:26	0	*	MFO	System Constraints
11/04/20 07:10	0.0	1.60	11/05/20 18:36	0	*	KWF	System Constraints
11/04/20 07:50	0.0	1.00	11/04/20 08:25	0	*	KWMauka	System Constraints
11/04/20 07:59	0.0	6.80	11/04/20 17:22	0	*	KSMakai	System Constraints
11/04/20 07:59	0.0	10.90	11/04/20 08:26	0	*	KSMauka	System Constraints
11/04/20 17:06	0.0	0.00	11/04/20 17:24	0	*	KWMauka	System Constraints
11/04/20 17:07	0.0	0.00	11/04/20 17:22	0	*	KSMauka	System Constraints
11/05/20 06:44	0.0	0.00	11/05/20 19:12	0	*	MFO	System Constraints
11/05/20 06:50	0.0	0.03	11/05/20 18:26	0	*	KWMakai	System Constraints
11/05/20 06:50	0.0	0.03	11/05/20 08:33	0	*	KWMauka	System Constraints
11/05/20 06:52	0.0	0.10	11/05/20 18:34	0	*	KSMakai	System Constraints
11/05/20 18:14	0.0	8.10	11/05/20 18:27	0	*	KWMauka	System Constraints
11/06/20 06:33	0.0	0.00	11/06/20 16:19	0	*	MFO	System Constraints
11/06/20 06:37	0.0	0.00	11/06/20 15:54	0	*	KWMakai	System Constraints
11/06/20 06:37	0.0	0.80	11/06/20 07:41	0	*	KWMauka	System Constraints
11/06/20 06:39	0.0	8.40	11/06/20 16:15	0	*	KWF	System Constraints
11/06/20 06:43	0.0	0.10	11/06/20 15:52	0	*	KSMakai	System Constraints
11/06/20 06:43	0.0	0.10	11/06/20 07:30	0	*	KSMauka	System Constraints
11/06/20 15:43	0.0	22.70	11/06/20 15:54	0	*	KWMauka	System Constraints
11/06/20 15:44	0.0	19.70	11/06/20 15:52	0	*	KSMauka	System Constraints
11/06/20 16:55	0.0	0.00	11/06/20 17:53	0	*	KWF	System Constraints
11/08/20 09:40	0.0	11.00	11/08/20 13:22	0	*	KSMakai	Oversupply
11/08/20 09:44	0.0	3.80	11/08/20 13:20	0	*	Aloha2	Oversupply
11/08/20 12:02	0.0	1.00	11/08/20 13:19	0	*	MFO	Oversupply
11/09/20 11:22	10.0	11.47	11/09/20 12:05	8.28	*	Lani	System Constraints
11/10/20 12:25	8.0	7.20	11/10/20 13:03	8.18	*	Lani	System Constraints
11/10/20 13:37	9.0	11.94	11/10/20 14:10	9.03	*	Lani	System Constraints
11/12/20 13:27	8.0	10.11	11/12/20 14:04	5.42	*	Lani	System Constraints
11/12/20 13:40	0.0	25.25	11/12/20 14:07	0	*	Waianae	System Constraints
11/16/20 06:03	0.0	0.00	11/16/20 06:28	0	*	North	System Constraints
11/16/20 06:04	0.0	0.00	11/16/20 06:29	0	*	South	System Constraints
11/16/20 13:02	0.0	1.60	11/16/20 13:40	0	*	North	System Constraints
11/16/20 13:03	0.0	0.50	11/16/20 13:40	0	*	South	System Constraints
11/16/20 13:12	0.0	8.00	11/16/20 13:36	0	*	KWMauka	System Constraints
11/16/20 13:15	0.0	22.10	11/16/20 13:38	0	*	KSMauka	System Constraints
11/18/20 06:52	0.0	0.00	11/18/20 07:02	0	*	South	System Constraints
11/18/20 06:52	0.0	0.00	11/18/20 07:02	0	*	North	System Constraints
11/18/20 20:27	0.0	0.00	11/18/20 21:02	0	*	North	System Constraints
11/18/20 20:28	0.0	0.00	11/18/20 21:02	0	*	South	System Constraints
11/18/20 20:29	0.0	18.20	11/18/20 20:56	0	*	KWMauka	System Constraints
11/18/20 20:33	0.0	0.00	11/18/20 21:00	0	*	KSMauka	System Constraints
11/21/20 07:02	0.0	0.00	11/21/20 16:06	0	*	Waianae	System Constraints
11/21/20 07:20	0.0	0.00	11/21/20 07:37	0	0.06	Aloha1	System Constraints
11/21/20 15:25	0.0	3.00	11/21/20 16:03	0	1.63	Aloha1	System Constraints
11/23/20 14:44	0.0	2.10	11/23/20 16:26	0	*	KREP	System Constraints
11/24/20 08:25	0.0	2.20	11/24/20 16:36	0	20.93	Aloha1	System Constraints
11/24/20 08:30	0.0	6.50	11/24/20 08:45	0	*	Waianae	System Constraints
11/24/20 11:36	0.0	13.50	11/24/20 13:29	0	*	KSMauka	Oversupply
11/24/20 11:37	0.0	11.60	11/24/20 13:28	0	*	KSMakai	Oversupply

Hawaiian Electric Company, Inc. Curtailment Report November 2020

Start Date/Time	Curtailment Set Point	MW output prior to start of curtailment	End Date/Time	MW output after curtailment released	Estimated MWh of curtailed energy during event (1)	IPP/Facility	Reason for Curtailment
11/24/20 11:37	0.0	3.60	11/24/20 13:26	0	*	Aloha2	Oversupply
11/24/20 14:15	0.0	5.00	11/24/20 14:44	0	*	KREP	System Constraints
11/24/20 14:19	0.0	5.00	11/24/20 14:43	0	*	KLS2	System Constraints
11/24/20 15:34	0.0	6.20	11/24/20 16:34	0	*	Waianae	System Constraints
11/28/20 10:07	0.0	17.90	11/28/20 13:55	0	*	KSMauka	Oversupply
11/28/20 10:08	0.0	14.00	11/28/20 13:54	0	*	KSMakai	Oversupply
11/28/20 10:14	0.0	3.10	11/28/20 12:16	0	*	Aloha2	Oversupply
11/28/20 10:15	0.0	1.20	11/28/20 12:15	0	*	MFO	Oversupply
11/29/20 10:53	0.0	13.40	11/29/20 13:40	0	*	KSMauka	Oversupply
11/29/20 10:57	0.0	14.60	11/29/20 13:39	0	*	KSMakai	Oversupply
11/30/20 06:57	0.0	0.00	11/30/20 16:32	0	*	MFO	System Constraints
11/30/20 07:10	0.0	0.00	11/30/20 16:30	0	*	KSMakai	System Constraints
11/30/20 07:11	0.0	3.50	11/30/20 16:37	0	*	KWF	System Constraints
11/30/20 07:13	0.0	0.10	11/30/20 07:45	0	*	KSMauka	System Constraints
11/30/20 07:15	0.0	0.00	11/30/20 07:56	0	*	KWMauka	System Constraints
11/30/20 07:15	0.0	0.00	11/30/20 16:28	0	*	KWMakai	System Constraints
11/30/20 16:20	0.0	1.83	11/30/20 16:28	0	*	KWMauka	System Constraints
11/30/20 16:22	0.0	-2.86	11/30/20 16:30	0	*	KSMauka	System Constraints

Aloha1 = Aloha Solar Energy Fund I  
Aloha2 = Aloha Solar Energy Fund II  
KLS2 = Kalaeloa Solar Two  
KREP = Kalaeloa Renewable Energy Partners  
KWF = Kahuku Wind Power  
Lani = Lanikuhana Solar  
MFO = Mauka FIT One Solar  
NPM = Na Pua Makani Power Partners  
KSMakai = Kawaiiloa Solar Makai  
KSMauka = Kawaiiloa Solar Mauka  
KWMakai = Kawaiiloa Wind Makai  
KWMauka = Kawaiiloa Wind Mauka  
North = Waihonu North  
South = Waihonu South  
Waianae = EE Waianae Solar Project  
Waipio = Waipio PV  
WestL = West Loch PV

(1) The estimated MWh of energy curtailed during the event is supplied by IPP, and HECO does not make any representations as to its accuracy.  
\* Data has not been provided by IPP.



**Maui Curtailment Report**

**November 2020**

Start Date and Time	Duration (minutes)	IPP Curtailed	Estimated Curtailed MWH	Peak MW Curtailed	Reasons for Curtailment
11/1/2020 9:24	0:01	KWPll	0.00060	0.03593	Oversupply
11/1/2020 10:16	0:01	17-2	Data is not available	Data is not available	Oversupply
11/1/2020 10:54	0:02	SSA2	-0.00695	1.39000	Oversupply
11/1/2020 10:55	0:01	17-2	Data is not available	Data is not available	Oversupply
11/1/2020 10:58	0:02	SSA3	0.00925	2.31600	Oversupply
11/1/2020 10:59	0:07	17-2	Data is not available	Data is not available	Oversupply
11/1/2020 11:00	0:02	SSA3	0.01227	1.99900	Oversupply
11/1/2020 11:01	0:02	SSA2	0.00522	1.02900	Oversupply
11/1/2020 11:02	0:02	SSA3	0.01227	2.34200	Oversupply
11/1/2020 11:13	0:05	17-2	Data is not available	Data is not available	Oversupply
11/1/2020 11:21	0:07	17-2	Data is not available	Data is not available	Oversupply
11/1/2020 11:28	0:02	SSA3	0.00900	2.88900	Oversupply
11/1/2020 11:29	0:03	17-2	Data is not available	Data is not available	Oversupply
11/1/2020 11:29	0:02	SSA2	0.00875	2.64400	Oversupply
11/1/2020 11:32	0:02	SSA3	0.00132	0.69600	Oversupply
11/2/2020 4:56	0:02	KWPll	0.00494	17.97916	Oversupply
11/2/2020 8:31	0:02	SSA2	0.03673	0.86800	Oversupply
11/2/2020 8:32	1:02	17-2	Data is not available	Data is not available	Oversupply
11/2/2020 8:33	1:01	SSA2	1.40011	0.04800	Oversupply
11/2/2020 8:34	0:58	SSA3	1.53298	0.02100	Oversupply
11/2/2020 8:34	0:58	KWPll	5.96727	20.27945	Oversupply
11/2/2020 9:32	0:02	SSA3	0.02460	0.00300	Oversupply
11/2/2020 9:36	0:01	17-2	Data is not available	Data is not available	Oversupply
11/2/2020 9:40	0:02	SSA2	0.03198	2.02900	Oversupply
11/2/2020 9:41	2:33	17-2	Data is not available	Data is not available	Oversupply
11/2/2020 9:42	0:02	SSA2	0.03198	0.06200	Oversupply
11/2/2020 9:42	0:02	SSA3	0.02460	0.99200	Oversupply
11/2/2020 9:44	0:02	SSA2	0.004951	0.21000	Oversupply
11/2/2020 9:44	1:43	SSA3	3.56242	0.15500	Oversupply
11/2/2020 9:46	0:02	SSA2	0.06828	0.00100	Oversupply
11/2/2020 9:46	0:50	KWPll	7.36704	17.76460	Oversupply
11/2/2020 9:48	1:39	SSA2	3.91245	-0.00300	Oversupply
11/2/2020 10:23	0:02	AWE	0.02779	20.40000	Oversupply
11/2/2020 10:26	0:06	AWE	0.13805	20.80000	Oversupply
11/2/2020 10:37	0:01	KWPll	0.00771	1.44105	Oversupply
11/2/2020 10:39	0:49	KWPll	3.69351	13.15904	Oversupply
11/2/2020 11:24	0:01	AWE	0.00019	20.20000	Oversupply
11/2/2020 11:27	0:02	SSA2	0.07780	0.03100	Oversupply
11/2/2020 11:27	0:02	SSA3	0.06093	0.22000	Oversupply
11/2/2020 11:29	0:02	SSA2	0.07827	0.00500	Oversupply
11/2/2020 11:29	0:02	SSA3	0.06160	0.11800	Oversupply
11/2/2020 11:29	0:01	KWPll	0.00422	9.77697	Oversupply
11/2/2020 11:31	0:40	SSA2	1.72780	0.01300	Oversupply
11/2/2020 11:31	0:41	SSA3	1.63530	0.00500	Oversupply
11/2/2020 11:31	0:41	KWPll	1.64498	11.73695	Oversupply
11/2/2020 12:11	0:02	SSA2	0.08300	0.28500	Oversupply
11/2/2020 12:12	0:02	SSA3	0.07700	1.96000	Oversupply
11/3/2020 11:52	0:01	KWPll	0.00020	0.01198	Oversupply
11/3/2020 19:16	0:01	KWPll	0.00111	0.06686	Oversupply
11/3/2020 20:56	1:10	KWPll	12.19977	20.68462	Oversupply
11/3/2020 22:09	0:01	KWPll	0.00232	16.06808	Oversupply
11/3/2020 22:12	0:03	KWPll	0.03788	16.81455	Oversupply
11/3/2020 22:16	0:04	KWPll	0.06837	15.77468	Oversupply
11/4/2020 2:16	0:20	AWE	0.68350	18.80000	Oversupply
11/4/2020 2:18	0:21	KWPll	2.76396	12.53332	Oversupply
11/4/2020 10:41	0:01	17-2	Data is not available	Data is not available	Oversupply
11/4/2020 21:50	0:01	KWPll	0.00100	0.05988	Oversupply
11/5/2020 8:38	0:01	17-2	Data is not available	Data is not available	Oversupply
11/5/2020 8:40	0:05	17-2	Data is not available	Data is not available	Oversupply
11/5/2020 8:41	0:02	SSA2	0.00066	1.19700	Oversupply
11/5/2020 8:59	0:05	17-2	Data is not available	Data is not available	Oversupply
11/5/2020 9:15	0:02	17-2	Data is not available	Data is not available	Oversupply
11/5/2020 9:18	4:31	17-2	Data is not available	Data is not available	Oversupply
11/5/2020 9:18	0:02	SSA3	0.02695	2.02800	Oversupply
11/5/2020 9:19	0:02	SSA2	0.02343	1.78900	Oversupply
11/5/2020 9:20	0:02	SSA3	0.02695	0.66400	Oversupply
11/5/2020 9:21	0:02	SSA2	0.02343	0.24400	Oversupply
11/5/2020 9:22	0:02	SSA3	0.02695	1.38400	Oversupply
11/5/2020 9:23	0:02	SSA2	0.02343	1.17300	Oversupply
11/5/2020 9:24	0:02	SSA3	0.02695	1.06500	Oversupply
11/5/2020 9:25	0:02	SSA2	0.02343	0.85800	Oversupply
11/5/2020 9:26	0:02	SSA3	0.02695	0.31600	Oversupply
11/5/2020 9:27	0:02	SSA2	0.02343	0.43400	Oversupply
11/5/2020 9:28	0:02	SSA3	0.02695	0.36700	Oversupply
11/5/2020 9:29	0:02	SSA2	0.03823	0.38800	Oversupply





**Maui Curtailment Report**

**November 2020**

Start Date and Time	Duration (minutes)	IPP Curtailed	Estimated Curtailed MWH	Peak MW Curtailed	Reasons for Curtailment
11/5/2020 9:30	0:02	SSA3	0.06415	0.34800	Oversupply
11/5/2020 9:31	0:02	SSA2	0.06086	0.16300	Oversupply
11/5/2020 9:32	0:02	SSA3	0.06415	0.53600	Oversupply
11/5/2020 9:33	0:02	SSA2	0.06086	0.27000	Oversupply
11/5/2020 9:34	0:02	SSA3	0.06415	0.36900	Oversupply
11/5/2020 9:35	0:02	SSA2	0.06086	0.35600	Oversupply
11/5/2020 9:36	0:02	SSA3	0.06415	0.46200	Oversupply
11/5/2020 9:37	0:02	SSA2	0.06086	0.04800	Oversupply
11/5/2020 9:38	0:02	SSA3	0.06415	0.25700	Oversupply
11/5/2020 9:39	0:02	SSA2	0.06086	0.29300	Oversupply
11/5/2020 9:40	3:18	SSA3	8.74378	0.01300	Oversupply
11/5/2020 9:41	0:02	SSA2	0.06086	-0.00300	Oversupply
11/5/2020 9:43	3:13	SSA2	8.12121	-0.00300	Oversupply
11/5/2020 9:44	3:13	AWE	13.63185	21.00000	Oversupply
11/5/2020 11:29	1:28	KWPPII	1.33238	1.54284	Oversupply
11/5/2020 12:56	0:03	SSA2	0.14190	-0.00300	Oversupply
11/5/2020 12:58	0:02	SSA3	0.08920	0.31300	Oversupply
11/5/2020 12:59	0:02	SSA2	0.07593	0.05100	Oversupply
11/5/2020 13:00	0:02	SSA3	0.04570	1.55800	Oversupply
11/5/2020 13:01	0:02	SSA2	0.05727	0.59900	Oversupply
11/5/2020 13:02	0:02	SSA3	0.04570	1.59100	Oversupply
11/5/2020 13:03	0:02	SSA2	0.05727	1.58700	Oversupply
11/5/2020 13:04	0:02	SSA3	0.04570	0.71400	Oversupply
11/5/2020 13:05	0:02	SSA2	0.05727	0.23800	Oversupply
11/5/2020 13:06	0:02	SSA3	0.04570	0.43600	Oversupply
11/5/2020 13:07	0:02	SSA2	0.05727	0.52200	Oversupply
11/5/2020 13:08	0:02	SSA3	0.04570	1.04600	Oversupply
11/5/2020 13:10	0:02	SSA3	0.04570	2.59600	Oversupply
11/5/2020 13:11	0:02	SSA2	0.05727	0.10500	Oversupply
11/5/2020 13:12	0:02	SSA3	0.04570	1.81200	Oversupply
11/5/2020 13:13	0:02	SSA2	0.05727	1.50300	Oversupply
11/5/2020 13:14	0:02	SSA3	0.06170	1.82900	Oversupply
11/5/2020 13:15	0:02	SSA2	0.08433	0.65400	Oversupply
11/5/2020 13:16	0:02	SSA3	0.07820	1.26300	Oversupply
11/5/2020 13:17	0:02	SSA2	0.08433	0.57900	Oversupply
11/5/2020 13:18	0:02	SSA3	0.07820	1.38000	Oversupply
11/5/2020 13:19	0:02	SSA2	0.08433	0.93300	Oversupply
11/5/2020 13:20	0:02	SSA3	0.07820	0.54900	Oversupply
11/5/2020 13:21	0:02	SSA2	0.08433	0.07800	Oversupply
11/5/2020 13:22	0:02	SSA3	0.07820	0.03300	Oversupply
11/5/2020 13:23	0:02	SSA2	0.08433	0.02800	Oversupply
11/5/2020 13:23	0:01	KWPPII	0.00357	3.56070	Oversupply
11/5/2020 13:24	0:02	SSA3	0.07820	0.02400	Oversupply
11/5/2020 13:25	0:02	SSA2	0.08433	0.00300	Oversupply
11/5/2020 13:25	0:01	KWPPII	0.00143	3.69343	Oversupply
11/5/2020 13:26	0:02	SSA3	0.07820	0.38300	Oversupply
11/5/2020 13:27	0:02	SSA2	0.08433	-0.00300	Oversupply
11/5/2020 13:28	0:02	SSA3	0.07820	0.49800	Oversupply
11/5/2020 13:29	0:02	SSA2	0.06253	0.19900	Oversupply
11/5/2020 13:30	0:02	SSA3	0.02933	1.24100	Oversupply
11/5/2020 13:31	0:02	SSA2	0.04073	1.28000	Oversupply
11/5/2020 13:32	0:03	SSA3	0.04399	1.40000	Oversupply
11/5/2020 13:33	0:02	SSA2	0.04073	1.72800	Oversupply
11/5/2020 13:35	0:02	SSA2	0.04073	1.32200	Oversupply
11/5/2020 13:35	0:02	SSA3	0.02933	1.39200	Oversupply
11/5/2020 13:37	0:02	SSA2	0.04073	2.06600	Oversupply
11/5/2020 13:37	0:02	SSA3	0.02933	2.03000	Oversupply
11/5/2020 13:39	0:02	SSA2	0.04073	0.89400	Oversupply
11/5/2020 13:39	0:02	SSA3	0.02933	1.41600	Oversupply
11/5/2020 13:41	0:02	SSA2	0.04073	2.28000	Oversupply
11/5/2020 13:41	0:02	SSA3	0.02933	2.20300	Oversupply
11/5/2020 13:43	0:02	SSA2	0.04073	2.79400	Oversupply
11/5/2020 13:43	0:02	SSA3	0.02933	2.49200	Oversupply
11/5/2020 13:45	0:02	SSA2	0.00820	1.50900	Oversupply
11/5/2020 13:47	0:02	SSA2	0.00820	2.55400	Oversupply
11/5/2020 13:47	0:02	SSA3	0.00643	2.57600	Oversupply
11/6/2020 21:59	0:09	KWPPII	0.49192	19.16972	Oversupply
11/6/2020 22:56	0:04	KWPPII	0.10645	6.93679	Oversupply
11/7/2020 2:09	0:08	KWPPII	0.09850	15.96629	Oversupply
11/7/2020 2:18	0:15	KWPPII	0.55090	15.65792	Oversupply
11/7/2020 6:20	0:07	KWPPII	0.09248	9.84882	Oversupply
11/7/2020 7:20	0:08	17-2	Data is not available	Data is not available	Oversupply
11/7/2020 7:20	0:06	SSA3	0.02278	0.04600	Oversupply
11/7/2020 7:21	0:06	SSA2	0.00746	0.00100	Oversupply
11/7/2020 7:21	0:06	KWPPII	0.16457	11.79982	Oversupply



**Maui Curtailment Report**

**November 2020**

Start Date and Time	Duration (minutes)	IPP Curtailed	Estimated Curtailed MWH	Peak MW Curtailed	Reasons for Curtailment
11/7/2020 7:26	0:02	SSA3	0.00759	0.00500	Oversupply
11/7/2020 7:32	0:01	17-2	Data is not available	Data is not available	Oversupply
11/7/2020 7:33	0:02	SSA2	0.00060	0.15600	Oversupply
11/7/2020 7:34	0:01	17-2	Data is not available	Data is not available	Oversupply
11/7/2020 7:35	0:02	SSA3	0.00405	0.10100	Oversupply
11/7/2020 7:36	0:01	17-2	Data is not available	Data is not available	Oversupply
11/7/2020 7:49	0:02	SSA2	0.00608	0.23800	Oversupply
11/7/2020 7:50	5:31	17-2	Data is not available	Data is not available	Oversupply
11/7/2020 7:51	0:35	SSA2	0.16322	0.03100	Oversupply
11/7/2020 7:51	0:36	SSA3	0.62335	0.01800	Oversupply
11/7/2020 7:52	0:35	KWP II	6.68290	16.02916	Oversupply
11/7/2020 7:53	0:26	AWE	1.01336	21.00000	Oversupply
11/7/2020 8:26	0:02	SSA2	0.00987	0.16000	Oversupply
11/7/2020 8:27	0:02	SSA3	0.04197	0.27600	Oversupply
11/7/2020 8:28	4:48	SSA2	8.23376	0.05000	Oversupply
11/7/2020 8:29	4:47	SSA3	11.36722	0.00500	Oversupply
11/7/2020 8:29	4:47	KWP II	79.60194	20.43313	Oversupply
11/7/2020 8:32	0:03	AWE	0.02406	21.00000	Oversupply
11/7/2020 9:02	2:17	AWE	11.26840	21.00000	Oversupply
11/7/2020 11:28	0:18	AWE	1.21993	21.00000	Oversupply
11/7/2020 11:47	0:01	AWE	0.00124	21.00000	Oversupply
11/7/2020 11:49	1:04	AWE	5.52240	21.00000	Oversupply
11/7/2020 13:00	0:01	AWE	0.00207	21.00000	Oversupply
11/7/2020 13:16	0:02	SSA2	0.02767	0.01400	Oversupply
11/7/2020 13:16	0:02	SSA3	0.00654	0.16800	Oversupply
11/7/2020 13:18	0:02	SSA2	0.02767	0.41500	Oversupply
11/7/2020 13:18	0:02	SSA3	0.00654	0.28800	Oversupply
11/7/2020 13:20	0:02	SSA2	0.02767	1.36200	Oversupply
11/7/2020 22:29	7:15	KWP II	130.02099	20.70757	Oversupply
11/7/2020 23:26	0:05	AWE	0.10582	21.00000	Oversupply
11/7/2020 23:55	0:01	AWE	0.01479	17.60000	Oversupply
11/8/2020 0:04	0:50	AWE	2.64158	20.80000	Oversupply
11/8/2020 0:55	1:12	AWE	4.63123	21.00000	Oversupply
11/8/2020 2:12	0:03	AWE	0.03023	17.30000	Oversupply
11/8/2020 2:19	3:11	AWE	22.27721	21.00000	Oversupply
11/8/2020 5:31	0:05	AWE	0.10627	17.20000	Oversupply
11/8/2020 5:37	0:01	AWE	0.00530	15.80000	Oversupply
11/8/2020 5:46	6:54	KWP II	103.59180	20.69260	Oversupply
11/8/2020 6:10	0:01	AWE	0.00690	19.70000	Oversupply
11/8/2020 6:12	0:01	AWE	0.00856	20.90000	Oversupply
11/8/2020 6:29	7:05	17-2	Data is not available	Data is not available	Oversupply
11/8/2020 6:31	6:19	SSA3	11.48436	0.00400	Oversupply
11/8/2020 6:40	6:12	SSA2	10.23688	-0.00100	Oversupply
11/8/2020 7:50	5:02	AWE	64.29497	21.00000	Oversupply
11/8/2020 9:55	0:02	SAG	Data is not available	Data is not available	Oversupply
11/8/2020 9:59	0:01	SAG	Data is not available	Data is not available	Oversupply
11/8/2020 10:02	0:04	SAG	Data is not available	Data is not available	Oversupply
11/8/2020 10:07	0:01	KWP	0.00352	22.86593	Oversupply
11/8/2020 10:08	0:03	SAG	Data is not available	Data is not available	Oversupply
11/8/2020 10:12	0:02	SAG	Data is not available	Data is not available	Oversupply
11/8/2020 10:12	0:01	KWP	0.00088	22.60220	Oversupply
11/8/2020 10:15	0:03	SAG	Data is not available	Data is not available	Oversupply
11/8/2020 10:16	0:02	KWP	0.00608	21.60000	Oversupply
11/8/2020 10:28	0:01	KWP	0.00176	19.96483	Oversupply
11/8/2020 10:34	0:01	SAG	Data is not available	Data is not available	Oversupply
11/8/2020 11:21	0:01	SAG	Data is not available	Data is not available	Oversupply
11/8/2020 12:45	0:06	KWP II	0.02378	0.43710	Oversupply
11/8/2020 12:50	0:02	SSA3	0.07881	0.02000	Oversupply
11/8/2020 12:52	0:02	SSA2	0.08887	0.14100	Oversupply
11/8/2020 12:52	0:02	SSA3	0.07881	0.52800	Oversupply
11/8/2020 12:54	0:02	SSA2	0.08887	0.43400	Oversupply
11/8/2020 12:54	0:02	SSA3	0.07881	0.33000	Oversupply
11/8/2020 12:56	0:02	SSA2	0.08887	0.04100	Oversupply
11/8/2020 12:56	0:02	SSA3	0.07881	0.01800	Oversupply
11/8/2020 12:58	0:02	SSA2	0.08887	0.54000	Oversupply
11/8/2020 12:58	0:02	SSA3	0.07881	0.11700	Oversupply
11/8/2020 13:00	0:02	SSA2	0.05165	1.02600	Oversupply
11/8/2020 13:00	0:02	SSA3	0.05366	0.72000	Oversupply
11/8/2020 13:02	0:02	SSA2	0.05165	0.29200	Oversupply
11/8/2020 13:02	0:02	SSA3	0.05366	1.57100	Oversupply
11/8/2020 13:04	0:02	SSA2	0.05165	1.03000	Oversupply
11/8/2020 13:04	0:02	SSA3	0.05366	1.37000	Oversupply
11/8/2020 13:06	0:02	SSA2	0.05165	0.62800	Oversupply
11/8/2020 13:06	0:02	SSA3	0.05366	2.42700	Oversupply
11/8/2020 13:08	0:02	SSA2	0.05165	0.52500	Oversupply



**Maui Curtailment Report**

**November 2020**

Start Date and Time	Duration (minutes)	IPP Curtailed	Estimated Curtailed MWH	Peak MW Curtailed	Reasons for Curtailment
11/8/2020 13:08	0:02	SSA3	0.05366	0.83800	Oversupply
11/8/2020 13:10	0:02	SSA2	0.05165	1.02200	Oversupply
11/8/2020 13:10	0:02	SSA3	0.05366	0.87600	Oversupply
11/8/2020 13:12	0:02	SSA2	0.05165	0.69600	Oversupply
11/8/2020 13:12	0:03	SSA3	0.08049	0.86600	Oversupply
11/8/2020 13:14	0:02	SSA2	0.03165	0.47800	Oversupply
11/8/2020 13:15	0:02	SSA3	0.02101	0.14400	Oversupply
11/8/2020 13:16	0:02	SSA2	0.02807	1.57200	Oversupply
11/8/2020 13:17	0:04	SSA3	0.04203	1.76500	Oversupply
11/8/2020 13:18	0:02	SSA2	0.02807	2.02400	Oversupply
11/8/2020 13:20	0:02	SSA2	0.02807	1.84900	Oversupply
11/8/2020 13:21	0:02	SSA3	0.02101	1.98100	Oversupply
11/8/2020 13:22	0:02	SSA2	0.02807	2.00300	Oversupply
11/8/2020 13:23	0:02	SSA3	0.02101	1.84700	Oversupply
11/8/2020 13:24	0:02	SSA2	0.02807	2.38000	Oversupply
11/8/2020 13:25	0:02	SSA3	0.02101	2.41400	Oversupply
11/8/2020 13:26	0:02	SSA2	0.02807	1.74600	Oversupply
11/8/2020 13:27	0:02	SSA3	0.02101	2.64800	Oversupply
11/8/2020 13:28	0:02	SSA2	0.02807	2.72500	Oversupply
11/8/2020 13:29	0:02	SSA3	0.01301	2.61300	Oversupply
11/8/2020 13:36	0:01	17-2	Data is not available	Data is not available	Oversupply
11/8/2020 13:37	0:02	SSA3	0.00254	2.55900	Oversupply
11/8/2020 13:38	0:01	17-2	Data is not available	Data is not available	Oversupply
11/8/2020 13:40	0:03	17-2	Data is not available	Data is not available	Oversupply
11/8/2020 13:40	0:02	SSA2	0.00460	2.88800	Oversupply
11/8/2020 14:07	0:01	KWPll	0.00005	0.00299	Oversupply
11/8/2020 21:19	1:38	KWPll	26.22789	20.68562	Oversupply
11/8/2020 21:42	0:05	AWE	0.08546	21.00000	Oversupply
11/8/2020 21:55	0:14	AWE	0.53612	21.00000	Oversupply
11/8/2020 22:24	0:16	AWE	0.96469	21.00000	Oversupply
11/8/2020 22:42	0:10	AWE	0.44841	21.00000	Oversupply
11/8/2020 22:59	0:44	KWPll	10.02299	19.93915	Oversupply
11/8/2020 23:31	0:02	AWE	0.00781	21.00000	Oversupply
11/8/2020 23:37	0:02	AWE	0.00148	21.00000	Oversupply
11/8/2020 23:46	0:44	KWPll	7.82567	18.20071	Oversupply
11/9/2020 0:05	0:21	AWE	0.97796	21.00000	Oversupply
11/9/2020 9:30	0:01	17-2	Data is not available	Data is not available	Oversupply
11/9/2020 9:55	1:05	17-2	Data is not available	Data is not available	Oversupply
11/9/2020 9:55	0:02	SSA2	0.01718	2.17700	Oversupply
11/9/2020 9:56	0:02	SSA3	0.01733	0.08700	Oversupply
11/9/2020 9:57	0:02	SSA2	0.01718	0.49100	Oversupply
11/9/2020 9:58	0:02	SSA3	0.01733	0.57500	Oversupply
11/9/2020 9:59	0:02	SSA2	0.04265	0.32800	Oversupply
11/9/2020 10:00	0:02	SSA3	0.07766	0.32700	Oversupply
11/9/2020 10:01	0:02	SSA2	0.06989	0.35900	Oversupply
11/9/2020 10:02	0:15	SSA3	0.55439	0.03900	Oversupply
11/9/2020 10:03	0:14	SSA2	0.46048	0.02700	Oversupply
11/9/2020 10:04	0:04	KWPll	0.03339	1.93304	Oversupply
11/9/2020 10:10	0:01	KWPll	0.00101	0.81034	Oversupply
11/9/2020 10:12	0:01	AWE	0.00057	21.00000	Oversupply
11/9/2020 10:12	0:06	KWPll	0.05112	0.78539	Oversupply
11/9/2020 10:17	0:02	SSA2	0.04115	0.04900	Oversupply
11/9/2020 10:17	0:02	SSA3	0.04960	0.01700	Oversupply
11/9/2020 10:19	0:02	SSA2	0.04115	0.12600	Oversupply
11/9/2020 10:19	0:02	SSA3	0.04960	0.09800	Oversupply
11/9/2020 10:21	0:02	SSA2	0.04115	0.57600	Oversupply
11/9/2020 10:21	0:02	SSA3	0.04960	0.24500	Oversupply
11/9/2020 10:23	0:02	SSA2	0.04115	1.19100	Oversupply
11/9/2020 10:23	0:02	SSA3	0.04960	1.11400	Oversupply
11/9/2020 10:25	0:02	SSA2	0.04115	0.12800	Oversupply
11/9/2020 10:25	0:02	SSA3	0.04960	0.51600	Oversupply
11/9/2020 10:27	0:02	SSA2	0.04115	0.84700	Oversupply
11/9/2020 10:27	0:02	SSA3	0.04960	1.46900	Oversupply
11/9/2020 10:31	0:02	SSA2	0.06738	0.05400	Oversupply
11/9/2020 10:31	0:02	SSA3	0.07956	1.00300	Oversupply
11/9/2020 10:33	0:18	SSA2	0.54900	0.02100	Oversupply
11/9/2020 10:33	0:18	SSA3	0.67880	0.15500	Oversupply
11/9/2020 10:34	0:17	KWPll	0.76036	4.19441	Oversupply
11/9/2020 10:38	0:08	AWE	0.20021	21.00000	Oversupply
11/9/2020 10:51	0:04	SSA2	0.09648	0.04300	Oversupply
11/9/2020 10:51	0:02	SSA3	0.06715	-0.00100	Oversupply
11/9/2020 10:53	0:04	SSA3	0.13430	0.03600	Oversupply
11/9/2020 10:53	0:03	KWPll	0.11165	3.40003	Oversupply
11/9/2020 10:55	0:02	SSA2	0.04824	0.13000	Oversupply
11/9/2020 10:57	0:02	SSA2	0.04824	1.35600	Oversupply



**Maui Curtailment Report**

**November 2020**

Start Date and Time	Duration (minutes)	IPP Curtailed	Estimated Curtailed MWH	Peak MW Curtailed	Reasons for Curtailment
11/9/2020 10:57	0:02	SSA3	0.06715	0.80700	Oversupply
11/9/2020 11:01	0:21	17-2	Data is not available	Data is not available	Oversupply
11/9/2020 11:05	0:02	SSA2	0.05279	0.62400	Oversupply
11/9/2020 11:05	0:02	SSA3	0.06291	2.68000	Oversupply
11/9/2020 11:07	0:07	SSA2	0.18476	-0.00300	Oversupply
11/9/2020 11:07	0:06	SSA3	0.18872	-0.00100	Oversupply
11/9/2020 11:07	0:07	KWPPII	0.16255	7.81898	Oversupply
11/9/2020 11:13	0:02	SSA3	0.06291	0.00200	Oversupply
11/9/2020 11:14	0:02	SSA2	0.04346	0.05700	Oversupply
11/9/2020 11:16	0:02	SSA2	0.01177	0.57300	Oversupply
11/9/2020 12:00	0:02	SSA3	0.07017	2.85500	Oversupply
11/9/2020 12:01	0:13	17-2	Data is not available	Data is not available	Oversupply
11/9/2020 12:02	0:02	SSA2	0.05953	0.79800	Oversupply
11/9/2020 12:02	0:02	SSA3	0.07017	1.28700	Oversupply
11/9/2020 12:04	0:02	SSA2	0.05953	0.69800	Oversupply
11/9/2020 12:04	0:02	SSA3	0.07017	1.17700	Oversupply
11/9/2020 12:06	0:02	SSA2	0.05953	0.28700	Oversupply
11/9/2020 12:06	0:02	SSA3	0.07017	0.12700	Oversupply
11/9/2020 12:08	0:02	SSA2	0.05953	0.25100	Oversupply
11/9/2020 12:08	0:02	SSA3	0.07017	0.00500	Oversupply
11/9/2020 12:08	0:01	KWPPII	0.00010	0.41615	Oversupply
11/9/2020 12:10	0:02	SSA2	0.05953	0.53800	Oversupply
11/9/2020 12:10	0:02	SSA3	0.07017	0.11700	Oversupply
11/9/2020 12:12	0:02	SSA2	0.05953	1.39900	Oversupply
11/9/2020 12:12	0:02	SSA3	0.07017	0.30300	Oversupply
11/9/2020 13:02	0:11	17-2	Data is not available	Data is not available	Oversupply
11/9/2020 13:04	0:02	SSA2	0.02620	1.61600	Oversupply
11/9/2020 13:04	0:02	SSA3	0.02509	1.19400	Oversupply
11/9/2020 13:06	0:02	SSA2	0.02620	0.87500	Oversupply
11/9/2020 13:06	0:02	SSA3	0.02509	0.87000	Oversupply
11/9/2020 13:08	0:02	SSA2	0.02620	1.80300	Oversupply
11/9/2020 13:08	0:02	SSA3	0.02509	1.80800	Oversupply
11/9/2020 13:10	0:02	SSA2	0.02620	0.06600	Oversupply
11/9/2020 13:10	0:02	SSA3	0.02509	1.79800	Oversupply
11/9/2020 13:26	0:02	17-2	Data is not available	Data is not available	Oversupply
11/9/2020 13:36	0:01	17-2	Data is not available	Data is not available	Oversupply
11/9/2020 13:38	2:15	17-2	Data is not available	Data is not available	Oversupply
11/9/2020 13:41	0:02	SSA2	0.03207	1.12200	Oversupply
11/9/2020 13:41	0:02	SSA3	0.03006	0.08900	Oversupply
11/9/2020 13:42	1:20	KWPPII	17.36653	20.70158	Oversupply
11/9/2020 13:43	1:18	SSA2	3.15362	-0.00300	Oversupply
11/9/2020 13:43	1:18	SSA3	2.92764	-0.00200	Oversupply
11/9/2020 14:03	0:01	AWE	0.00124	21.00000	Oversupply
11/9/2020 14:05	0:25	AWE	0.81048	21.00000	Oversupply
11/9/2020 14:45	0:07	AWE	0.08311	21.00000	Oversupply
11/9/2020 14:53	0:03	AWE	0.03794	21.00000	Oversupply
11/9/2020 14:57	0:01	AWE	0.00091	21.00000	Oversupply
11/9/2020 15:01	0:02	SSA2	0.08046	0.04700	Oversupply
11/9/2020 15:01	0:02	SSA3	0.06244	0.16600	Oversupply
11/9/2020 15:03	0:48	SSA2	1.64317	0.02200	Oversupply
11/9/2020 15:03	0:47	SSA3	1.26294	0.00900	Oversupply
11/9/2020 15:04	0:46	KWPPII	5.82283	20.69859	Oversupply
11/9/2020 15:50	0:02	SSA3	0.02622	0.03500	Oversupply
11/9/2020 15:56	0:01	17-2	Data is not available	Data is not available	Oversupply
11/9/2020 15:56	0:02	SSA3	0.02622	1.35100	Oversupply
11/9/2020 21:12	4:21	KWPPII	83.75483	20.70757	Oversupply
11/9/2020 21:53	0:01	AWE	0.00007	21.00000	Oversupply
11/9/2020 21:59	3:30	AWE	17.51405	21.00000	Oversupply
11/10/2020 1:35	0:06	KWPPII	0.36592	15.67788	Oversupply
11/10/2020 1:54	1:51	KWPPII	29.88560	20.38823	Oversupply
11/10/2020 2:01	1:40	AWE	11.38730	21.00000	Oversupply
11/10/2020 3:48	0:02	KWPPII	0.03079	5.20134	Oversupply
11/10/2020 3:51	11:18	KWPPII	212.44869	20.70757	Oversupply
11/10/2020 3:55	3:03	AWE	17.94618	21.00000	Oversupply
11/10/2020 6:29	9:32	17-2	Data is not available	Data is not available	Oversupply
11/10/2020 6:34	9:23	SSA3	18.07016	0.00200	Oversupply
11/10/2020 6:41	9:14	SSA2	17.48461	-0.00300	Oversupply
11/10/2020 6:59	0:01	AWE	0.00074	21.00000	Oversupply
11/10/2020 7:01	0:01	AWE	0.00141	21.00000	Oversupply
11/10/2020 7:03	0:05	AWE	0.03253	21.00000	Oversupply
11/10/2020 7:10	0:15	AWE	0.26920	21.00000	Oversupply
11/10/2020 7:26	7:34	AWE	94.58818	21.00000	Oversupply
11/10/2020 9:25	0:05	SAG	Data is not available	Data is not available	Oversupply
11/10/2020 9:36	0:05	SAG	Data is not available	Data is not available	Oversupply
11/10/2020 9:37	0:01	KWP	0.00088	29.82857	Oversupply



**Maui Curtailment Report**

**November 2020**

Start Date and Time	Duration (minutes)	IPP Curtailed	Estimated Curtailed MWH	Peak MW Curtailed	Reasons for Curtailment
11/10/2020 9:39	0:01	KWP	0.00088	28.29890	Oversupply
11/10/2020 9:41	0:01	KWP	0.00088	26.76923	Oversupply
11/10/2020 9:42	0:08	SAG	Data is not available	Data is not available	Oversupply
11/10/2020 9:52	0:09	SAG	Data is not available	Data is not available	Oversupply
11/10/2020 9:58	0:01	KWP	0.00176	20.86154	Oversupply
11/10/2020 10:03	0:06	SAG	Data is not available	Data is not available	Oversupply
11/10/2020 10:03	0:01	KWP	0.00088	21.91648	Oversupply
11/10/2020 10:06	0:01	KWP	0.00152	20.28132	Oversupply
11/10/2020 10:09	0:01	KWP	0.00088	19.27912	Oversupply
11/10/2020 10:10	0:04	SAG	Data is not available	Data is not available	Oversupply
11/10/2020 10:11	0:01	KWP	0.00176	19.17363	Oversupply
11/10/2020 10:14	0:02	KWP	0.00527	19.22637	Oversupply
11/10/2020 10:15	0:01	SAG	Data is not available	Data is not available	Oversupply
11/10/2020 10:17	0:01	SAG	Data is not available	Data is not available	Oversupply
11/10/2020 10:20	0:01	SAG	Data is not available	Data is not available	Oversupply
11/10/2020 10:26	0:09	SAG	Data is not available	Data is not available	Oversupply
11/10/2020 10:28	0:01	KWP	0.00352	26.50550	Oversupply
11/10/2020 10:30	0:03	KWP	0.00615	23.70989	Oversupply
11/10/2020 10:36	0:02	SAG	Data is not available	Data is not available	Oversupply
11/10/2020 10:39	0:06	SAG	Data is not available	Data is not available	Oversupply
11/10/2020 10:40	0:01	KWP	0.00088	17.64396	Oversupply
11/10/2020 10:50	0:02	SAG	Data is not available	Data is not available	Oversupply
11/10/2020 10:53	0:01	SAG	Data is not available	Data is not available	Oversupply
11/10/2020 10:53	0:01	KWP	0.00176	19.64835	Oversupply
11/10/2020 10:55	0:03	SAG	Data is not available	Data is not available	Oversupply
11/10/2020 10:59	0:06	SAG	Data is not available	Data is not available	Oversupply
11/10/2020 11:06	0:01	SAG	Data is not available	Data is not available	Oversupply
11/10/2020 11:08	0:01	SAG	Data is not available	Data is not available	Oversupply
11/10/2020 11:10	0:06	SAG	Data is not available	Data is not available	Oversupply
11/10/2020 11:11	0:01	KWP	0.00088	16.64176	Oversupply
11/10/2020 11:17	0:01	SAG	Data is not available	Data is not available	Oversupply
11/10/2020 11:18	0:01	KWP	0.00088	15.90330	Oversupply
11/10/2020 11:20	0:03	SAG	Data is not available	Data is not available	Oversupply
11/10/2020 11:21	0:01	KWP	0.00176	16.32528	Oversupply
11/10/2020 11:24	0:01	SAG	Data is not available	Data is not available	Oversupply
11/10/2020 11:30	0:01	KWP	0.00088	19.75385	Oversupply
11/10/2020 11:32	0:02	SAG	Data is not available	Data is not available	Oversupply
11/10/2020 11:34	0:02	KWP	0.00352	20.80879	Oversupply
11/10/2020 11:35	0:01	SAG	Data is not available	Data is not available	Oversupply
11/10/2020 11:37	0:01	SAG	Data is not available	Data is not available	Oversupply
11/10/2020 11:37	0:01	KWP	0.00088	21.23077	Oversupply
11/10/2020 11:39	0:01	SAG	Data is not available	Data is not available	Oversupply
11/10/2020 11:41	0:24	SAG	Data is not available	Data is not available	Oversupply
11/10/2020 11:48	0:01	KWP	0.00026	23.70989	Oversupply
11/10/2020 11:52	0:01	KWP	0.00088	22.65495	Oversupply
11/10/2020 12:06	0:06	SAG	Data is not available	Data is not available	Oversupply
11/10/2020 12:08	0:01	KWP	0.00030	19.49011	Oversupply
11/10/2020 12:11	0:01	KWP	0.00088	19.06813	Oversupply
11/10/2020 12:13	0:07	SAG	Data is not available	Data is not available	Oversupply
11/10/2020 12:20	0:01	KWP	0.00088	15.11209	Oversupply
11/10/2020 12:21	0:03	SAG	Data is not available	Data is not available	Oversupply
11/10/2020 12:25	0:07	SAG	Data is not available	Data is not available	Oversupply
11/10/2020 12:25	0:01	KWP	0.00066	15.21758	Oversupply
11/10/2020 12:33	0:05	SAG	Data is not available	Data is not available	Oversupply
11/10/2020 12:39	0:01	SAG	Data is not available	Data is not available	Oversupply
11/10/2020 12:39	0:01	KWP	0.00088	17.38022	Oversupply
11/10/2020 12:41	0:01	SAG	Data is not available	Data is not available	Oversupply
11/10/2020 12:43	0:05	SAG	Data is not available	Data is not available	Oversupply
11/10/2020 12:51	0:02	SAG	Data is not available	Data is not available	Oversupply
11/10/2020 12:52	0:01	KWP	0.00088	22.91868	Oversupply
11/10/2020 12:57	0:02	SAG	Data is not available	Data is not available	Oversupply
11/10/2020 13:00	0:01	SAG	Data is not available	Data is not available	Oversupply
11/10/2020 13:00	0:01	KWP	0.00176	26.82198	Oversupply
11/10/2020 13:02	0:03	SAG	Data is not available	Data is not available	Oversupply
11/10/2020 13:08	0:01	SAG	Data is not available	Data is not available	Oversupply
11/10/2020 15:10	0:47	KWP/II	6.13314	20.70757	Oversupply
11/10/2020 15:55	0:02	SSA2	0.05514	-0.00200	Oversupply
11/10/2020 15:57	0:02	SSA2	0.05514	0.13500	Oversupply
11/10/2020 15:57	0:02	SSA3	0.04002	0.45900	Oversupply
11/10/2020 15:59	0:02	SSA2	0.02927	0.65700	Oversupply
11/10/2020 15:59	0:02	SSA3	0.02402	0.50500	Oversupply
11/10/2020 16:02	0:01	17-2	Data is not available	Data is not available	Oversupply
11/10/2020 20:52	9:53	KWP/II	192.14330	20.70757	Oversupply
11/10/2020 21:43	0:05	AWE	0.03592	21.00000	Oversupply
11/10/2020 22:01	0:32	AWE	1.71873	21.00000	Oversupply



**Maui Curtailment Report**

**November 2020**

Start Date and Time	Duration (minutes)	IPP Curtailed	Estimated Curtailed MWH	Peak MW Curtailed	Reasons for Curtailment
11/10/2020 22:35	0:20	AWE	0.97163	14.80000	Oversupply
11/10/2020 22:56	5:38	AWE	49.88819	21.00000	Oversupply
11/11/2020 2:48	0:01	KWP	0.00088	28.66813	Oversupply
11/11/2020 3:06	0:01	KWP	0.00176	28.40440	Oversupply
11/11/2020 4:46	0:11	AWE	0.19571	8.40000	Oversupply
11/11/2020 4:58	0:01	AWE	0.00464	8.00000	Oversupply
11/11/2020 5:20	0:07	AWE	0.24829	14.60000	Oversupply
11/11/2020 5:28	0:03	AWE	0.00763	11.10000	Oversupply
11/11/2020 5:37	0:01	AWE	0.00359	12.40000	Oversupply
11/11/2020 5:40	0:03	AWE	0.03813	13.20000	Oversupply
11/11/2020 5:45	0:01	AWE	0.01897	13.40000	Oversupply
11/11/2020 5:49	0:01	AWE	0.00054	12.60000	Oversupply
11/11/2020 6:28	0:07	AWE	0.09683	21.00000	Oversupply
11/11/2020 6:29	0:14	17-2	Data is not available	Data is not available	Oversupply
11/11/2020 6:36	0:02	AWE	0.02114	21.00000	Oversupply
11/11/2020 6:43	9:46	SSA2	14.84858	-0.00300	Oversupply
11/11/2020 6:45	9:49	17-2	Data is not available	Data is not available	Oversupply
11/11/2020 6:46	9:44	KWP	187.73726	20.70757	Oversupply
11/11/2020 6:52	0:08	AWE	0.13116	21.00000	Oversupply
11/11/2020 7:07	0:02	AWE	0.03564	21.00000	Oversupply
11/11/2020 7:15	0:19	AWE	0.66866	21.00000	Oversupply
11/11/2020 7:43	0:14	AWE	0.45616	21.00000	Oversupply
11/11/2020 7:58	0:07	AWE	0.15082	21.00000	Oversupply
11/11/2020 8:16	0:46	AWE	5.53517	21.00000	Oversupply
11/11/2020 9:03	6:31	AWE	116.71727	21.00000	Oversupply
11/11/2020 9:57	0:03	SAG	Data is not available	Data is not available	Oversupply
11/11/2020 9:59	0:01	KWP	0.00615	28.35165	Oversupply
11/11/2020 10:10	0:07	SAG	Data is not available	Data is not available	Oversupply
11/11/2020 10:11	0:01	KWP	0.00967	27.08571	Oversupply
11/11/2020 10:18	0:04	SAG	Data is not available	Data is not available	Oversupply
11/11/2020 10:22	0:02	KWP	0.00352	18.85714	Oversupply
11/11/2020 10:23	0:01	SAG	Data is not available	Data is not available	Oversupply
11/11/2020 10:25	0:01	SAG	Data is not available	Data is not available	Oversupply
11/11/2020 10:27	0:05	SAG	Data is not available	Data is not available	Oversupply
11/11/2020 10:33	0:02	SAG	Data is not available	Data is not available	Oversupply
11/11/2020 10:33	0:01	KWP	0.00088	14.84835	Oversupply
11/11/2020 10:37	0:02	SAG	Data is not available	Data is not available	Oversupply
11/11/2020 10:40	0:09	SAG	Data is not available	Data is not available	Oversupply
11/11/2020 10:50	0:01	KWP	0.00264	13.89890	Oversupply
11/11/2020 10:51	0:04	SAG	Data is not available	Data is not available	Oversupply
11/11/2020 10:55	0:01	KWP	0.00176	14.63736	Oversupply
11/11/2020 10:56	0:03	SAG	Data is not available	Data is not available	Oversupply
11/11/2020 11:03	0:02	SAG	Data is not available	Data is not available	Oversupply
11/11/2020 11:06	0:01	SAG	Data is not available	Data is not available	Oversupply
11/11/2020 11:08	0:01	SAG	Data is not available	Data is not available	Oversupply
11/11/2020 11:11	0:01	SAG	Data is not available	Data is not available	Oversupply
11/11/2020 11:14	0:01	KWP	0.00176	13.52967	Oversupply
11/11/2020 11:18	0:01	SAG	Data is not available	Data is not available	Oversupply
11/11/2020 11:18	0:01	KWP	0.00088	16.00879	Oversupply
11/11/2020 11:20	0:01	SAG	Data is not available	Data is not available	Oversupply
11/11/2020 11:23	0:03	SAG	Data is not available	Data is not available	Oversupply
11/11/2020 11:27	0:01	SAG	Data is not available	Data is not available	Oversupply
11/11/2020 11:27	0:01	KWP	0.00176	15.74506	Oversupply
11/11/2020 11:29	0:01	SAG	Data is not available	Data is not available	Oversupply
11/11/2020 11:30	0:02	KWP	0.00264	15.16483	Oversupply
11/11/2020 11:33	0:01	SAG	Data is not available	Data is not available	Oversupply
11/11/2020 11:35	0:05	SAG	Data is not available	Data is not available	Oversupply
11/11/2020 11:41	0:02	SAG	Data is not available	Data is not available	Oversupply
11/11/2020 11:45	0:01	SAG	Data is not available	Data is not available	Oversupply
11/11/2020 11:49	0:01	SAG	Data is not available	Data is not available	Oversupply
11/11/2020 11:49	0:01	KWP	0.00264	14.90110	Oversupply
11/11/2020 11:51	0:01	SAG	Data is not available	Data is not available	Oversupply
11/11/2020 11:53	0:03	SAG	Data is not available	Data is not available	Oversupply
11/11/2020 11:58	0:01	KWP	0.00176	15.53407	Oversupply
11/11/2020 12:00	0:01	SAG	Data is not available	Data is not available	Oversupply
11/11/2020 12:02	0:03	SAG	Data is not available	Data is not available	Oversupply
11/11/2020 12:03	0:01	KWP	0.00064	14.58462	Oversupply
11/11/2020 12:05	0:01	KWP	0.00088	13.47692	Oversupply
11/11/2020 12:06	0:01	SAG	Data is not available	Data is not available	Oversupply
11/11/2020 12:09	0:01	SAG	Data is not available	Data is not available	Oversupply
11/11/2020 12:09	0:01	KWP	0.00176	15.37582	Oversupply
11/11/2020 12:12	0:02	SAG	Data is not available	Data is not available	Oversupply
11/11/2020 12:15	0:01	SAG	Data is not available	Data is not available	Oversupply
11/11/2020 12:17	0:01	SAG	Data is not available	Data is not available	Oversupply
11/11/2020 12:18	0:01	KWP	0.00176	16.06154	Oversupply



**Maui Curtailment Report**

**November 2020**

Start Date and Time	Duration (minutes)	IPP Curtailed	Estimated Curtailed MWH	Peak MW Curtailed	Reasons for Curtailment
11/11/2020 12:19	0:02	SAG	Data is not available	Data is not available	Oversupply
11/11/2020 12:20	0:01	KWP	0.00176	17.06374	Oversupply
11/11/2020 12:22	0:02	SAG	Data is not available	Data is not available	Oversupply
11/11/2020 12:25	0:03	SAG	Data is not available	Data is not available	Oversupply
11/11/2020 12:26	0:01	KWP	0.00088	14.47912	Oversupply
11/11/2020 12:29	0:01	SAG	Data is not available	Data is not available	Oversupply
11/11/2020 12:31	0:05	SAG	Data is not available	Data is not available	Oversupply
11/11/2020 12:33	0:01	KWP	0.00176	13.31868	Oversupply
11/11/2020 12:36	0:01	KWP	0.00088	13.26593	Oversupply
11/11/2020 12:39	0:01	SAG	Data is not available	Data is not available	Oversupply
11/11/2020 12:41	0:01	KWP	0.00088	15.90330	Oversupply
11/11/2020 12:42	0:01	SAG	Data is not available	Data is not available	Oversupply
11/11/2020 12:44	0:01	SAG	Data is not available	Data is not available	Oversupply
11/11/2020 12:46	0:01	SAG	Data is not available	Data is not available	Oversupply
11/11/2020 12:49	0:01	SAG	Data is not available	Data is not available	Oversupply
11/11/2020 12:49	0:01	KWP	0.00088	17.01099	Oversupply
11/11/2020 12:53	0:04	SAG	Data is not available	Data is not available	Oversupply
11/11/2020 12:57	0:01	KWP	0.00264	17.59121	Oversupply
11/11/2020 12:58	0:01	SAG	Data is not available	Data is not available	Oversupply
11/11/2020 12:59	0:01	KWP	0.00176	16.64176	Oversupply
11/11/2020 13:01	0:01	SAG	Data is not available	Data is not available	Oversupply
11/11/2020 13:03	0:02	SAG	Data is not available	Data is not available	Oversupply
11/11/2020 13:06	0:04	SAG	Data is not available	Data is not available	Oversupply
11/11/2020 13:08	0:01	KWP	0.00176	18.27692	Oversupply
11/11/2020 13:11	0:01	SAG	Data is not available	Data is not available	Oversupply
11/11/2020 13:15	0:02	SAG	Data is not available	Data is not available	Oversupply
11/11/2020 13:18	0:01	SAG	Data is not available	Data is not available	Oversupply
11/11/2020 13:19	0:01	KWP	0.00088	19.01538	Oversupply
11/11/2020 13:21	0:01	SAG	Data is not available	Data is not available	Oversupply
11/11/2020 13:23	0:07	SAG	Data is not available	Data is not available	Oversupply
11/11/2020 13:32	0:02	SAG	Data is not available	Data is not available	Oversupply
11/11/2020 13:34	0:03	KWP	0.00440	20.96703	Oversupply
11/11/2020 13:35	0:04	SAG	Data is not available	Data is not available	Oversupply
11/11/2020 13:40	0:01	SAG	Data is not available	Data is not available	Oversupply
11/11/2020 13:42	0:03	SAG	Data is not available	Data is not available	Oversupply
11/11/2020 13:42	0:01	KWP	0.00088	22.86593	Oversupply
11/11/2020 13:47	0:01	SAG	Data is not available	Data is not available	Oversupply
11/11/2020 13:49	0:08	SAG	Data is not available	Data is not available	Oversupply
11/11/2020 13:50	0:01	KWP	0.00466	24.02637	Oversupply
11/11/2020 13:58	0:01	KWP	0.00088	24.29011	Oversupply
11/11/2020 14:01	0:01	SAG	Data is not available	Data is not available	Oversupply
11/11/2020 14:03	0:01	SAG	Data is not available	Data is not available	Oversupply
11/11/2020 14:05	0:01	SAG	Data is not available	Data is not available	Oversupply
11/11/2020 14:05	0:03	KWP	0.00352	24.60659	Oversupply
11/11/2020 14:08	0:03	SAG	Data is not available	Data is not available	Oversupply
11/11/2020 14:12	0:01	SAG	Data is not available	Data is not available	Oversupply
11/11/2020 14:15	0:02	SAG	Data is not available	Data is not available	Oversupply
11/11/2020 14:19	0:01	SAG	Data is not available	Data is not available	Oversupply
11/11/2020 14:21	0:03	SAG	Data is not available	Data is not available	Oversupply
11/11/2020 14:22	0:01	KWP	0.00527	25.45055	Oversupply
11/11/2020 14:25	0:03	SAG	Data is not available	Data is not available	Oversupply
11/11/2020 14:30	0:04	SAG	Data is not available	Data is not available	Oversupply
11/11/2020 14:35	0:01	SAG	Data is not available	Data is not available	Oversupply
11/11/2020 14:35	0:01	KWP	0.00352	26.34725	Oversupply
11/11/2020 16:29	0:02	SSA2	0.02962	0.00400	Oversupply
11/11/2020 16:30	0:02	SSA3	0.00579	0.06600	Oversupply
11/11/2020 16:31	0:02	SSA2	0.00399	0.18500	Oversupply
11/11/2020 16:32	0:02	SSA3	0.00579	0.58100	Oversupply
11/11/2020 16:35	0:01	17-2	Data is not available	Data is not available	Oversupply
11/11/2020 20:06	0:01	KWP	0.01086	20.70757	Oversupply
11/11/2020 20:36	10:04	KWP	200.46975	20.70757	Oversupply
11/11/2020 21:24	0:06	AWE	0.06092	20.80000	Oversupply
11/11/2020 21:31	0:01	AWE	0.00263	18.40000	Oversupply
11/11/2020 21:33	0:01	AWE	0.00388	18.20000	Oversupply
11/11/2020 21:35	1:04	AWE	5.17438	21.00000	Oversupply
11/11/2020 22:47	0:04	AWE	0.04050	19.90000	Oversupply
11/11/2020 23:01	0:01	AWE	0.01473	19.90000	Oversupply
11/11/2020 23:05	0:01	AWE	0.00535	18.70000	Oversupply
11/11/2020 23:08	0:05	AWE	0.11492	20.30000	Oversupply
11/11/2020 23:16	0:02	AWE	0.01024	18.30000	Oversupply
11/11/2020 23:19	0:16	AWE	0.44265	19.40000	Oversupply
11/11/2020 23:36	0:34	AWE	1.23885	18.50000	Oversupply
11/12/2020 0:11	6:12	AWE	45.49566	21.00000	Oversupply
11/12/2020 1:42	0:01	KWP	0.00088	26.92747	Oversupply
11/12/2020 1:59	0:01	KWP	0.00352	25.92527	Oversupply



**Maui Curtailment Report**

**November 2020**

Start Date and Time	Duration (minutes)	IPP Curtailed	Estimated Curtailed MWH	Peak MW Curtailed	Reasons for Curtailment
11/12/2020 2:02	0:01	KWP	0.00272	25.23956	Oversupply
11/12/2020 2:17	0:01	KWP	0.00264	25.08132	Oversupply
11/12/2020 2:20	0:01	KWP	0.00176	24.71209	Oversupply
11/12/2020 2:23	0:01	KWP	0.00088	24.76484	Oversupply
11/12/2020 2:25	0:01	KWP	0.00264	24.76484	Oversupply
11/12/2020 2:27	0:01	KWP	0.00088	24.55385	Oversupply
11/12/2020 2:34	0:02	KWP	0.00176	24.29011	Oversupply
11/12/2020 2:39	0:01	KWP	0.00088	24.23736	Oversupply
11/12/2020 2:42	0:01	KWP	0.00176	24.13187	Oversupply
11/12/2020 2:45	0:01	KWP	0.00183	23.65714	Oversupply
11/12/2020 2:50	0:01	KWP	0.00056	23.86813	Oversupply
11/12/2020 3:01	0:01	KWP	0.00088	23.81538	Oversupply
11/12/2020 3:05	0:01	KWP	0.00088	23.55165	Oversupply
11/12/2020 3:28	0:01	KWP	0.00088	23.23516	Oversupply
11/12/2020 3:33	0:01	KWP	0.00088	23.70989	Oversupply
11/12/2020 3:39	0:01	KWP	0.00142	23.65714	Oversupply
11/12/2020 3:47	0:01	KWP	0.00176	23.49890	Oversupply
11/12/2020 4:09	0:01	KWP	0.00088	24.23736	Oversupply
11/12/2020 4:16	0:01	KWP	0.00088	25.08132	Oversupply
11/12/2020 4:21	0:01	KWP	0.00088	24.76484	Oversupply
11/12/2020 4:42	0:01	KWP	0.00088	27.03297	Oversupply
11/12/2020 4:49	0:01	KWP	0.00088	27.19121	Oversupply
11/12/2020 6:29	0:11	17-2	Data is not available	Data is not available	Oversupply
11/12/2020 6:30	0:04	AWE	0.05299	19.90000	Oversupply
11/12/2020 6:42	9:39	17-2	Data is not available	Data is not available	Oversupply
11/12/2020 6:42	8:34	KWP	157.34336	20.70757	Oversupply
11/12/2020 6:43	11:03	SSA2	19.25335	-0.00300	System Constraint
11/12/2020 6:43	9:23	SSA3	18.61668	0.00300	Oversupply
11/12/2020 8:42	0:24	AWE	1.41626	21.00000	Oversupply
11/12/2020 9:18	0:02	AWE	0.01229	21.00000	Oversupply
11/12/2020 9:49	0:49	AWE	2.05831	21.00000	Oversupply
11/12/2020 10:39	0:01	AWE	0.01707	21.00000	Oversupply
11/12/2020 10:42	0:33	AWE	1.95058	21.00000	Oversupply
11/12/2020 11:17	0:45	AWE	2.96291	21.00000	Oversupply
11/12/2020 12:03	0:11	AWE	0.30959	21.00000	Oversupply
11/12/2020 12:15	2:20	AWE	30.48973	21.00000	Oversupply
11/12/2020 12:54	0:04	SAG	Data is not available	Data is not available	Oversupply
11/12/2020 13:19	0:04	SAG	Data is not available	Data is not available	Oversupply
11/12/2020 14:46	0:06	AWE	0.06478	21.00000	Oversupply
11/12/2020 14:53	0:18	AWE	0.31016	21.00000	Oversupply
11/12/2020 15:18	0:47	KWP	6.13828	20.70757	Oversupply
11/12/2020 16:06	0:02	SSA3	0.03508	0.74600	Oversupply
11/12/2020 16:08	0:04	SSA3	0.07015	-0.00400	Oversupply
11/12/2020 16:08	0:06	KWP	0.04338	20.70757	Oversupply
11/12/2020 16:12	0:02	SSA3	0.03508	0.06500	Oversupply
11/12/2020 16:14	0:02	SSA3	0.02308	0.64400	Oversupply
11/12/2020 16:16	0:02	SSA3	0.00470	0.51900	Oversupply
11/12/2020 16:18	0:02	SSA3	0.00470	0.56200	Oversupply
11/12/2020 16:27	0:05	17-2	Data is not available	Data is not available	Oversupply
11/12/2020 16:40	0:01	17-2	Data is not available	Data is not available	Oversupply
11/12/2020 16:54	0:02	SSA3	0.00797	0.46300	Oversupply
11/12/2020 16:55	0:10	17-2	Data is not available	Data is not available	Oversupply
11/12/2020 16:56	0:02	SSA3	0.00797	0.03500	Oversupply
11/12/2020 16:58	0:02	SSA3	0.00797	0.04000	Oversupply
11/12/2020 17:00	0:02	SSA3	0.00627	0.24200	Oversupply
11/12/2020 17:19	0:01	17-2	Data is not available	Data is not available	Oversupply
11/12/2020 18:16	0:24	KWP	1.55040	20.70757	Oversupply
11/12/2020 20:45	0:06	KWP	0.19684	20.70757	Oversupply
11/12/2020 21:12	2:05	KWP	23.29033	20.70757	Oversupply
11/12/2020 22:59	0:06	AWE	0.09561	19.90000	Oversupply
11/12/2020 23:06	0:04	AWE	0.11053	19.70000	Oversupply
11/12/2020 23:11	0:02	AWE	0.01408	17.50000	Oversupply
11/12/2020 23:18	6:44	KWP	133.38349	20.70757	Oversupply
11/12/2020 23:28	0:05	AWE	0.05305	20.90000	Oversupply
11/12/2020 23:34	0:01	AWE	0.01290	21.00000	Oversupply
11/12/2020 23:37	5:18	AWE	44.24042	21.00000	Oversupply
11/13/2020 4:57	0:01	AWE	0.01013	11.70000	Oversupply
11/13/2020 5:06	0:01	AWE	0.00505	13.70000	Oversupply
11/13/2020 5:08	0:01	AWE	0.01305	14.70000	Oversupply
11/13/2020 5:10	0:28	AWE	1.38399	21.00000	Oversupply
11/13/2020 5:39	0:01	AWE	0.00303	20.90000	Oversupply
11/13/2020 5:42	0:01	AWE	0.00431	21.00000	Oversupply
11/13/2020 5:44	0:02	AWE	0.01003	21.00000	Oversupply
11/13/2020 6:04	0:49	17-2	Data is not available	Data is not available	Oversupply
11/13/2020 6:04	0:50	KWP	7.17728	20.69959	Oversupply





**Maui Curtailment Report**

**November 2020**

Start Date and Time	Duration (minutes)	IPP Curtailed	Estimated Curtailed MWH	Peak MW Curtailed	Reasons for Curtailment
11/13/2020 7:21	8:58	17-2	Data is not available	Data is not available	Oversupply
11/13/2020 7:21	8:04	SSA3	17.44291	0.24800	Oversupply
11/13/2020 7:22	8:02	SSA2	7.38871	0.00000	System Constraint
11/13/2020 7:23	8:01	KWP	158.31486	20.70757	Oversupply
11/13/2020 8:12	0:02	AWE	0.03116	20.50000	Oversupply
11/13/2020 8:15	6:54	AWE	108.48522	21.00000	Oversupply
11/13/2020 9:40	0:02	SAG	Data is not available	Data is not available	Oversupply
11/13/2020 9:43	0:08	SAG	Data is not available	Data is not available	Oversupply
11/13/2020 9:48	0:01	KWP	0.00088	24.44835	Oversupply
11/13/2020 9:53	0:03	SAG	Data is not available	Data is not available	Oversupply
11/13/2020 9:56	0:01	KWP	0.00088	23.60439	Oversupply
11/13/2020 9:57	0:01	SAG	Data is not available	Data is not available	Oversupply
11/13/2020 9:59	0:01	SAG	Data is not available	Data is not available	Oversupply
11/13/2020 9:59	0:02	KWP	0.00264	23.49890	Oversupply
11/13/2020 10:20	0:06	SAG	Data is not available	Data is not available	Oversupply
11/13/2020 10:24	0:03	KWP	0.00440	22.44396	Oversupply
11/13/2020 10:27	0:05	SAG	Data is not available	Data is not available	Oversupply
11/13/2020 10:32	0:01	KWP	0.00264	14.69011	Oversupply
11/13/2020 10:34	0:02	SAG	Data is not available	Data is not available	Oversupply
11/13/2020 10:40	0:02	SAG	Data is not available	Data is not available	Oversupply
11/13/2020 10:41	0:01	KWP	0.00176	17.43297	Oversupply
11/13/2020 10:43	0:01	KWP	0.00176	16.74725	Oversupply
11/13/2020 10:44	0:01	SAG	Data is not available	Data is not available	Oversupply
11/13/2020 10:45	0:01	KWP	0.00088	15.79780	Oversupply
11/13/2020 10:47	0:04	SAG	Data is not available	Data is not available	Oversupply
11/13/2020 10:48	0:01	KWP	0.00264	17.32747	Oversupply
11/13/2020 10:50	0:01	KWP	0.00088	16.06154	Oversupply
11/13/2020 10:54	0:04	SAG	Data is not available	Data is not available	Oversupply
11/13/2020 10:55	0:02	KWP	0.00352	19.75385	Oversupply
11/13/2020 10:59	0:01	SAG	Data is not available	Data is not available	Oversupply
11/13/2020 11:01	0:01	SAG	Data is not available	Data is not available	Oversupply
11/13/2020 11:03	0:03	SAG	Data is not available	Data is not available	Oversupply
11/13/2020 11:05	0:01	KWP	0.00088	21.81099	Oversupply
11/13/2020 11:12	0:07	SAG	Data is not available	Data is not available	Oversupply
11/13/2020 11:16	0:01	KWP	0.00791	23.12967	Oversupply
11/13/2020 11:19	0:01	KWP	0.00176	20.59780	Oversupply
11/13/2020 11:20	0:02	SAG	Data is not available	Data is not available	Oversupply
11/13/2020 11:21	0:01	KWP	0.00088	19.33187	Oversupply
11/13/2020 11:23	0:06	SAG	Data is not available	Data is not available	Oversupply
11/13/2020 11:24	0:01	KWP	0.00088	19.96483	Oversupply
11/13/2020 11:39	0:01	KWP	0.00352	24.60659	Oversupply
11/13/2020 11:41	0:02	SAG	Data is not available	Data is not available	Oversupply
11/13/2020 11:44	0:07	SAG	Data is not available	Data is not available	Oversupply
11/13/2020 11:47	0:01	KWP	0.00088	20.75604	Oversupply
11/13/2020 11:52	0:03	SAG	Data is not available	Data is not available	Oversupply
11/13/2020 11:53	0:01	KWP	0.00112	19.64835	Oversupply
11/13/2020 11:57	0:04	SAG	Data is not available	Data is not available	Oversupply
11/13/2020 12:01	0:01	KWP	0.00264	22.65495	Oversupply
11/13/2020 12:37	0:03	SAG	Data is not available	Data is not available	Oversupply
11/13/2020 12:41	0:02	SAG	Data is not available	Data is not available	Oversupply
11/13/2020 12:44	0:03	SAG	Data is not available	Data is not available	Oversupply
11/13/2020 12:48	0:03	SAG	Data is not available	Data is not available	Oversupply
11/13/2020 12:50	0:01	KWP	0.00176	20.96703	Oversupply
11/13/2020 12:53	0:01	SAG	Data is not available	Data is not available	Oversupply
11/13/2020 12:55	0:04	SAG	Data is not available	Data is not available	Oversupply
11/13/2020 12:55	0:01	KWP	0.00176	22.18022	Oversupply
11/13/2020 12:58	0:01	KWP	0.00176	21.54725	Oversupply
11/13/2020 13:01	0:01	SAG	Data is not available	Data is not available	Oversupply
11/13/2020 13:01	0:01	KWP	0.00052	20.70330	Oversupply
11/13/2020 13:03	0:01	SAG	Data is not available	Data is not available	Oversupply
11/13/2020 13:05	0:01	SAG	Data is not available	Data is not available	Oversupply
11/13/2020 13:07	0:01	SAG	Data is not available	Data is not available	Oversupply
11/13/2020 13:08	0:01	KWP	0.00088	21.33626	Oversupply
11/13/2020 13:09	0:02	SAG	Data is not available	Data is not available	Oversupply
11/13/2020 13:12	0:01	SAG	Data is not available	Data is not available	Oversupply
11/13/2020 13:17	0:07	SAG	Data is not available	Data is not available	Oversupply
11/13/2020 13:18	0:02	KWP	0.00201	25.13407	Oversupply
11/13/2020 13:25	0:04	SAG	Data is not available	Data is not available	Oversupply
11/13/2020 13:27	0:01	KWP	0.00176	24.60659	Oversupply
11/13/2020 15:10	0:04	AWE	0.12610	21.00000	Oversupply
11/13/2020 15:15	0:04	AWE	0.03922	21.00000	Oversupply
11/13/2020 15:24	0:02	SSA2	0.07365	-0.00100	Oversupply
11/13/2020 15:25	0:02	SSA3	0.05557	1.23800	Oversupply
11/13/2020 15:26	0:52	SSA2	1.59864	0.00700	Oversupply
11/13/2020 15:27	0:51	SSA3	1.11142	0.00900	Oversupply



**Maui Curtailment Report**

**November 2020**

Start Date and Time	Duration (minutes)	IPP Curtailed	Estimated Curtailed MWH	Peak MW Curtailed	Reasons for Curtailment
11/13/2020 15:27	0:52	KWP/II	6.99091	20.70757	Oversupply
11/13/2020 16:18	0:02	SSA2	0.01767	0.14800	Oversupply
11/13/2020 16:18	0:02	SSA3	0.00731	0.37600	Oversupply
11/13/2020 16:20	0:04	17-2	Data is not available	Data is not available	Oversupply
11/13/2020 16:22	0:02	SSA2	0.01767	0.70400	Oversupply
11/13/2020 16:22	0:02	SSA3	0.00731	0.26600	Oversupply
11/13/2020 16:28	0:02	SSA2	0.01767	0.46600	Oversupply
11/13/2020 16:28	0:02	SSA3	0.00731	0.91500	Oversupply
11/13/2020 16:29	0:03	17-2	Data is not available	Data is not available	Oversupply
11/13/2020 16:30	0:02	SSA2	0.00153	0.04400	Oversupply
11/13/2020 16:30	0:02	SSA3	0.00090	0.32000	Oversupply
11/13/2020 16:40	0:01	17-2	Data is not available	Data is not available	Oversupply
11/13/2020 16:42	0:02	SSA2	0.00153	0.42400	Oversupply
11/13/2020 16:42	0:02	SSA3	0.00090	0.47300	Oversupply
11/13/2020 16:43	0:01	17-2	Data is not available	Data is not available	Oversupply
11/13/2020 16:54	0:18	17-2	Data is not available	Data is not available	Oversupply
11/13/2020 16:54	0:18	SSA2	0.06457	0.25300	Oversupply
11/13/2020 16:54	0:02	SSA3	0.00941	0.49800	Oversupply
11/13/2020 16:56	0:16	SSA3	0.10232	-0.00100	Oversupply
11/13/2020 16:56	0:01	KWP/II	0.01075	20.65069	Oversupply
11/13/2020 16:58	0:14	KWP/II	0.27043	20.70757	Oversupply
11/13/2020 21:35	2:47	KWP/II	28.54279	20.70757	Oversupply
11/14/2020 1:02	0:36	KWP/II	3.29600	16.45528	Oversupply
11/14/2020 1:39	0:01	KWP/II	0.00515	8.65028	Oversupply
11/14/2020 1:41	0:01	KWP/II	0.00982	8.17824	Oversupply
11/14/2020 1:43	0:09	KWP/II	0.24558	8.69518	Oversupply
11/14/2020 1:58	0:10	KWP/II	0.53887	11.53237	Oversupply
11/14/2020 2:17	0:17	KWP/II	1.62047	15.16094	Oversupply
11/14/2020 2:35	0:46	KWP/II	2.85119	14.36357	Oversupply
11/14/2020 3:22	0:10	KWP/II	0.29325	8.85685	Oversupply
11/14/2020 3:36	0:27	KWP/II	2.82159	13.58117	Oversupply
11/14/2020 3:47	0:08	AWE	0.17853	17.10000	Oversupply
11/14/2020 3:57	0:02	AWE	0.02179	18.10000	Oversupply
11/14/2020 4:05	0:20	KWP/II	1.83338	14.40548	Oversupply
11/14/2020 5:22	0:22	KWP/II	1.93315	17.10695	Oversupply
11/14/2020 5:49	0:01	KWP/II	0.00194	6.68231	Oversupply
11/14/2020 8:29	0:02	SSA3	0.00513	1.20700	Oversupply
11/14/2020 8:30	0:01	17-2	Data is not available	Data is not available	Oversupply
11/14/2020 8:37	0:07	17-2	Data is not available	Data is not available	Oversupply
11/14/2020 8:37	0:02	SSA2	0.01137	0.89100	Oversupply
11/14/2020 8:38	0:02	SSA3	0.01231	0.30200	Oversupply
11/14/2020 8:40	0:02	SSA3	0.01231	0.90700	Oversupply
11/14/2020 8:41	0:02	SSA2	0.01137	0.30900	Oversupply
11/14/2020 8:42	0:02	SSA3	0.01231	0.13400	Oversupply
11/14/2020 8:43	0:02	SSA2	0.01137	0.12300	Oversupply
11/14/2020 8:46	0:02	SSA3	0.01800	0.69800	Oversupply
11/14/2020 8:46	0:02	17-2	Data is not available	Data is not available	Oversupply
11/14/2020 8:47	0:02	SSA2	0.00537	0.45600	Oversupply
11/14/2020 8:54	0:03	17-2	Data is not available	Data is not available	Oversupply
11/14/2020 8:56	0:02	SSA3	0.01800	0.16900	Oversupply
11/14/2020 8:58	3:06	17-2	Data is not available	Data is not available	Oversupply
11/14/2020 8:58	0:02	SSA3	0.01800	1.20300	Oversupply
11/14/2020 8:59	2:41	SSA2	4.15216	0.21600	Oversupply
11/14/2020 9:00	2:39	SSA3	5.70984	-0.00200	Oversupply
11/14/2020 9:00	2:38	KWP/II	20.70594	16.40140	Oversupply
11/14/2020 9:01	2:34	AWE	21.94365	21.00000	Oversupply
11/14/2020 10:31	0:01	SAG	Data is not available	Data is not available	Oversupply
11/14/2020 10:44	0:08	SAG	Data is not available	Data is not available	Oversupply
11/14/2020 10:45	0:01	KWP	0.00453	10.20659	Oversupply
11/14/2020 10:49	0:01	KWP	0.00176	5.45934	Oversupply
11/14/2020 10:54	0:01	SAG	Data is not available	Data is not available	Oversupply
11/14/2020 10:57	0:01	SAG	Data is not available	Data is not available	Oversupply
11/14/2020 10:58	0:01	KWP	0.00176	4.03516	Oversupply
11/14/2020 10:59	0:03	SAG	Data is not available	Data is not available	Oversupply
11/14/2020 11:03	0:01	SAG	Data is not available	Data is not available	Oversupply
11/14/2020 11:39	0:02	SSA3	0.06974	0.04900	Oversupply
11/14/2020 11:40	0:02	SSA2	0.06194	0.05400	Oversupply
11/14/2020 11:41	0:08	SSA3	0.28487	0.35900	Oversupply
11/14/2020 11:42	0:08	SSA2	0.23357	-0.00200	Oversupply
11/14/2020 11:42	0:07	KWP/II	0.13167	2.24141	Oversupply
11/14/2020 11:43	0:06	AWE	0.19773	21.00000	Oversupply
11/14/2020 11:50	0:02	SSA2	0.05737	0.15900	Oversupply
11/14/2020 11:51	0:02	SSA3	0.07269	1.19100	Oversupply
11/14/2020 11:52	0:02	SSA2	0.05737	0.00000	Oversupply
11/14/2020 11:53	0:02	SSA3	0.07269	-0.00300	Oversupply



**Maui Curtailment Report**

**November 2020**

Start Date and Time	Duration (minutes)	IPP Curtailed	Estimated Curtailed MWH	Peak MW Curtailed	Reasons for Curtailment
11/14/2020 11:53	0:02	AWE	0.02648	21.00000	Oversupply
11/14/2020 11:53	0:02	KWPPII	0.01025	0.39419	Oversupply
11/14/2020 11:54	0:02	SSA2	0.05737	0.03600	Oversupply
11/14/2020 11:55	0:02	SSA3	0.07269	-0.00300	Oversupply
11/14/2020 11:56	0:02	SSA2	0.05737	0.77700	Oversupply
11/14/2020 11:57	0:02	SSA3	0.07269	-0.00300	Oversupply
11/14/2020 11:58	0:02	SSA2	0.05737	1.09800	Oversupply
11/14/2020 11:59	0:02	SSA3	0.06536	0.55900	Oversupply
11/14/2020 12:00	0:02	SSA2	0.01467	1.40700	Oversupply
11/14/2020 12:01	0:02	SSA3	0.02939	0.83200	Oversupply
11/14/2020 12:02	0:02	SSA2	0.01467	0.07700	Oversupply
11/14/2020 12:03	0:02	SSA3	0.02939	-0.00400	Oversupply
11/14/2020 13:07	0:01	17-2	Data is not available	Data is not available	Oversupply
11/14/2020 13:10	0:02	SSA3	0.01964	2.78300	Oversupply
11/14/2020 13:10	0:09	17-2	Data is not available	Data is not available	Oversupply
11/14/2020 13:11	0:02	SSA2	0.01890	1.10800	Oversupply
11/14/2020 13:12	0:04	SSA3	0.05327	0.16300	Oversupply
11/14/2020 13:12	0:03	AWE	0.07648	15.90000	Oversupply
11/14/2020 13:13	0:04	SSA2	0.13321	-0.00300	Oversupply
11/14/2020 13:13	0:03	KWPPII	0.05669	1.90809	Oversupply
11/14/2020 13:16	0:02	SSA3	0.04109	-0.00300	Oversupply
11/14/2020 13:17	0:02	SSA2	0.04017	-0.00300	Oversupply
11/14/2020 13:21	0:16	17-2	Data is not available	Data is not available	Oversupply
11/14/2020 13:21	0:02	SSA2	0.02517	1.39600	Oversupply
11/14/2020 13:22	0:02	SSA3	0.04109	0.08800	Oversupply
11/14/2020 13:23	0:02	SSA2	0.01117	0.06600	Oversupply
11/14/2020 13:24	0:02	SSA3	0.04109	0.53400	Oversupply
11/14/2020 13:25	0:02	SSA2	0.04017	1.22200	Oversupply
11/14/2020 13:26	0:02	SSA3	0.04109	2.04000	Oversupply
11/14/2020 13:27	0:02	SSA2	0.06617	1.75100	Oversupply
11/14/2020 13:28	0:06	SSA3	0.09045	0.01600	Oversupply
11/14/2020 13:29	0:04	SSA2	0.10312	0.00900	Oversupply
11/14/2020 13:29	0:04	KWPPII	0.07640	3.14655	Oversupply
11/14/2020 13:33	0:02	SSA2	0.01395	-0.00300	Oversupply
11/14/2020 13:34	0:02	SSA3	0.02468	0.13800	Oversupply
11/14/2020 13:48	0:02	SSA3	0.02091	1.40900	Oversupply
11/14/2020 13:48	0:13	17-2	Data is not available	Data is not available	Oversupply
11/14/2020 13:49	0:06	SSA2	0.08550	0.01700	Oversupply
11/14/2020 13:50	0:04	SSA3	0.04182	0.72600	Oversupply
11/14/2020 13:50	0:06	KWPPII	0.08922	3.26531	Oversupply
11/14/2020 13:54	0:02	SSA3	0.02091	-0.00300	Oversupply
11/14/2020 13:55	0:02	SSA2	0.02850	0.06600	Oversupply
11/14/2020 13:56	0:02	SSA3	0.02091	0.09600	Oversupply
11/14/2020 13:57	0:02	SSA2	0.02850	0.52700	Oversupply
11/14/2020 13:58	0:02	SSA3	0.02091	0.00100	Oversupply
11/14/2020 13:59	0:02	SSA2	0.00637	0.37600	Oversupply
11/14/2020 14:50	0:11	17-2	Data is not available	Data is not available	Oversupply
11/14/2020 14:51	0:08	SSA2	0.11431	0.01800	Oversupply
11/14/2020 14:51	0:08	SSA3	0.05550	0.05600	Oversupply
11/14/2020 14:52	0:07	KWPPII	0.29088	8.13533	Oversupply
11/14/2020 14:59	0:02	SSA2	0.02511	0.10100	Oversupply
11/14/2020 14:59	0:02	SSA3	0.00788	0.39100	Oversupply
11/14/2020 15:01	0:02	SSA2	0.01178	0.13900	Oversupply
11/14/2020 15:01	0:02	SSA3	0.00052	0.55800	Oversupply
11/14/2020 15:02	0:01	17-2	Data is not available	Data is not available	Oversupply
11/14/2020 15:49	0:01	KWPPII	0.00037	0.02196	Oversupply
11/14/2020 17:17	0:24	17-2	Data is not available	Data is not available	Oversupply
11/14/2020 17:18	0:24	SSA2	0.01638	0.00300	Oversupply
11/14/2020 17:18	0:24	KWPPII	1.89102	19.19767	Oversupply
11/14/2020 17:44	0:01	17-2	Data is not available	Data is not available	Oversupply
11/14/2020 17:49	0:01	KWPPII	0.00267	18.29352	Oversupply
11/14/2020 18:06	0:27	KWPPII	1.07164	18.29053	Oversupply
11/14/2020 21:13	0:02	KWPPII	0.01731	13.59814	Oversupply
11/14/2020 21:23	0:01	KWP	0.00176	21.54725	System Constraint
11/14/2020 21:23	0:57	KWPPII	8.98015	18.73362	System Constraint
11/14/2020 21:59	0:01	KWP	0.00088	20.07033	System Constraint
11/15/2020 0:21	0:01	KWPPII	0.00012	0.00699	Oversupply
11/15/2020 12:20	0:56	17-2	Data is not available	Data is not available	Oversupply
11/15/2020 12:23	0:02	SSA2	0.03459	2.69000	Oversupply
11/15/2020 12:23	0:02	SSA3	0.03967	1.93000	Oversupply
11/15/2020 12:25	0:02	SSA2	0.03459	0.80100	Oversupply
11/15/2020 12:25	0:02	SSA3	0.03967	1.31400	Oversupply
11/15/2020 12:27	0:04	SSA2	0.07565	-0.00300	Oversupply
11/15/2020 12:27	0:04	SSA3	0.09533	0.02100	Oversupply
11/15/2020 12:28	0:03	AWE	0.03005	3.20000	Oversupply



**Maui Curtailment Report**

**November 2020**

Start Date and Time	Duration (minutes)	IPP Curtailed	Estimated Curtailed MWH	Peak MW Curtailed	Reasons for Curtailment
11/15/2020 12:31	0:02	SSA2	0.05029	-0.00300	Oversupply
11/15/2020 12:31	0:02	SSA3	0.03807	0.10700	Oversupply
11/15/2020 12:33	0:02	SSA2	0.05029	0.23300	Oversupply
11/15/2020 12:33	0:02	SSA3	0.03807	0.53700	Oversupply
11/15/2020 12:35	0:02	SSA2	0.05029	2.64100	Oversupply
11/15/2020 12:39	0:02	SSA2	0.05029	2.56900	Oversupply
11/15/2020 12:39	0:02	SSA3	0.03807	0.13800	Oversupply
11/15/2020 12:41	0:02	SSA2	0.05029	1.80200	Oversupply
11/15/2020 12:41	0:02	SSA3	0.03807	0.20900	Oversupply
11/15/2020 12:43	0:02	SSA2	0.05029	2.33200	Oversupply
11/15/2020 12:43	0:02	SSA3	0.03807	0.53000	Oversupply
11/15/2020 12:45	0:02	SSA2	0.08687	1.25800	Oversupply
11/15/2020 12:45	0:03	SSA3	0.12750	0.76900	Oversupply
11/15/2020 12:47	0:06	SSA2	0.26060	0.05300	Oversupply
11/15/2020 12:48	0:06	SSA3	0.25500	0.02100	Oversupply
11/15/2020 12:48	0:06	KWPPII	0.04071	2.65057	Oversupply
11/15/2020 12:53	0:02	SSA2	0.08687	0.03000	Oversupply
11/15/2020 12:54	0:02	SSA3	0.08500	0.15800	Oversupply
11/15/2020 12:55	0:02	SSA2	0.08687	0.15900	Oversupply
11/15/2020 12:56	0:02	SSA3	0.08500	0.45900	Oversupply
11/15/2020 12:57	0:02	SSA2	0.08687	1.17300	Oversupply
11/15/2020 12:58	0:02	SSA3	0.08500	0.94800	Oversupply
11/15/2020 12:59	0:12	SSA2	0.43680	0.39900	Oversupply
11/15/2020 13:00	0:10	SSA3	0.41167	0.02600	Oversupply
11/15/2020 13:02	0:09	KWPPII	0.39539	4.82811	Oversupply
11/15/2020 13:04	0:03	AWE	0.00913	3.50000	Oversupply
11/15/2020 13:10	0:02	SSA3	0.08233	0.04000	Oversupply
11/15/2020 13:11	0:02	SSA2	0.07000	-0.00300	Oversupply
11/15/2020 13:12	0:02	SSA3	0.08233	0.35000	Oversupply
11/15/2020 13:13	0:02	SSA2	0.07000	0.70700	Oversupply
11/15/2020 13:14	0:02	SSA3	0.05700	1.96100	Oversupply
11/15/2020 13:17	0:08	17-2	Data is not available	Data is not available	Oversupply
11/15/2020 13:17	0:02	SSA2	0.02500	2.35400	Oversupply
11/15/2020 13:18	0:02	SSA3	0.01146	1.86100	Oversupply
11/15/2020 13:19	0:02	SSA2	0.02500	2.52200	Oversupply
11/15/2020 13:20	0:02	SSA3	0.01146	1.41500	Oversupply
11/15/2020 13:21	0:02	SSA2	0.02500	1.09900	Oversupply
11/15/2020 13:22	0:02	SSA3	0.01146	0.94800	Oversupply
11/15/2020 13:23	0:02	SSA2	0.02500	1.40200	Oversupply
11/15/2020 13:24	0:02	SSA3	0.01146	1.44800	Oversupply
11/15/2020 13:28	0:01	17-2	Data is not available	Data is not available	Oversupply
11/15/2020 13:30	0:10	17-2	Data is not available	Data is not available	Oversupply
11/15/2020 13:30	0:02	SSA3	0.03861	2.68000	Oversupply
11/15/2020 13:31	0:02	SSA2	0.03900	1.23800	Oversupply
11/15/2020 13:32	0:02	SSA3	0.03861	0.16600	Oversupply
11/15/2020 13:33	0:02	SSA2	0.03900	0.55500	Oversupply
11/15/2020 13:34	0:02	SSA3	0.03861	0.37800	Oversupply
11/15/2020 13:35	0:02	SSA2	0.03900	2.54100	Oversupply
11/15/2020 13:36	0:02	SSA3	0.03861	2.09100	Oversupply
11/15/2020 13:37	0:02	SSA2	0.03900	2.47700	Oversupply
11/15/2020 13:41	0:22	17-2	Data is not available	Data is not available	Oversupply
11/15/2020 13:42	0:02	SSA2	0.03900	1.89700	Oversupply
11/15/2020 13:42	0:02	SSA3	0.03861	0.48900	Oversupply
11/15/2020 13:44	0:02	SSA2	0.03553	1.71300	Oversupply
11/15/2020 13:44	0:02	SSA3	0.02861	1.70800	Oversupply
11/15/2020 13:46	0:02	SSA2	0.03207	1.10300	Oversupply
11/15/2020 13:46	0:02	SSA3	0.03543	1.55700	Oversupply
11/15/2020 13:48	0:02	SSA2	0.03207	1.85500	Oversupply
11/15/2020 13:48	0:02	SSA3	0.03543	1.27700	Oversupply
11/15/2020 13:50	0:02	SSA2	0.03207	1.89300	Oversupply
11/15/2020 13:50	0:02	SSA3	0.03543	2.03100	Oversupply
11/15/2020 13:52	0:02	SSA2	0.03207	1.08400	Oversupply
11/15/2020 13:52	0:02	SSA3	0.03543	1.39800	Oversupply
11/15/2020 13:54	0:02	SSA2	0.03207	2.17800	Oversupply
11/15/2020 13:56	0:02	SSA2	0.03207	2.16400	Oversupply
11/15/2020 13:56	0:02	SSA3	0.03543	1.82700	Oversupply
11/15/2020 13:58	0:02	SSA2	0.03207	2.55600	Oversupply
11/15/2020 13:58	0:02	SSA3	0.03543	2.11700	Oversupply
11/15/2020 14:00	0:02	SSA2	0.00593	1.70900	Oversupply
11/15/2020 14:00	0:02	SSA3	0.00094	2.83500	Oversupply
11/15/2020 14:04	0:02	SSA2	0.00593	2.89600	Oversupply
11/15/2020 14:04	0:02	SSA3	0.00094	2.73300	Oversupply
11/15/2020 14:05	0:02	17-2	Data is not available	Data is not available	Oversupply
11/15/2020 14:06	0:02	SSA2	0.00593	2.86400	Oversupply
11/15/2020 14:06	0:02	SSA3	0.00094	2.75300	Oversupply



Maui Curtailment Report

November 2020

Start Date and Time	Duration (minutes)	IPP Curtailed	Estimated Curtailed MWH	Peak MW Curtailed	Reasons for Curtailment
11/15/2020 14:08	0:01	17-2	Data is not available	Data is not available	Oversupply
11/15/2020 15:06	0:02	SSA2	0.00391	2.44200	Oversupply
11/15/2020 15:06	0:06	17-2	Data is not available	Data is not available	Oversupply
11/15/2020 15:07	0:02	SSA3	-0.00012	1.99700	Oversupply
11/15/2020 15:09	0:02	SSA3	-0.00012	1.93200	Oversupply
11/15/2020 15:17	0:01	17-2	Data is not available	Data is not available	Oversupply
11/15/2020 15:24	0:01	17-2	Data is not available	Data is not available	Oversupply
11/15/2020 15:25	0:02	SSA3	0.00716	1.77500	Oversupply
11/15/2020 15:26	0:02	SSA2	0.00677	2.07700	Oversupply
11/15/2020 15:27	0:06	17-2	Data is not available	Data is not available	Oversupply
11/15/2020 15:28	0:02	SSA2	0.00677	1.16000	Oversupply
11/15/2020 15:29	0:02	SSA3	0.00850	0.90900	Oversupply
11/16/2020 6:46	11:07	SSA2	11.27341	0.00000	System Constraint
11/16/2020 9:01	0:26	SSA3	0.22053	0.83300	Oversupply
11/16/2020 9:02	0:25	KWPPII	2.10711	19.84933	Oversupply
11/16/2020 9:50	0:01	AWE	0.00167	0.10000	Oversupply
11/16/2020 10:07	0:02	SSA3	0.00261	2.22000	Oversupply
11/16/2020 10:08	0:02	17-2	Data is not available	Data is not available	Oversupply
11/16/2020 10:16	0:09	17-2	Data is not available	Data is not available	Oversupply
11/16/2020 10:18	0:02	SSA3	0.01133	0.41700	Oversupply
11/16/2020 10:26	0:02	SSA3	0.01133	1.07200	Oversupply
11/16/2020 10:26	0:44	17-2	Data is not available	Data is not available	Oversupply
11/16/2020 10:28	0:40	SSA3	1.50833	0.26200	Oversupply
11/16/2020 10:29	0:40	KWPPII	5.00871	20.40419	Oversupply
11/16/2020 11:08	0:02	SSA3	0.06907	0.30700	Oversupply
11/16/2020 11:23	0:31	17-2	Data is not available	Data is not available	Oversupply
11/16/2020 11:24	0:02	SSA3	0.00938	0.86900	Oversupply
11/16/2020 11:26	0:24	SSA3	0.46525	0.01100	Oversupply
11/16/2020 11:27	0:25	KWPPII	2.10549	20.29741	Oversupply
11/16/2020 11:52	0:03	SSA3	0.04737	0.45100	Oversupply
11/16/2020 11:55	0:29	17-2	Data is not available	Data is not available	Oversupply
11/16/2020 11:57	0:02	SSA3	0.03158	0.16400	Oversupply
11/16/2020 11:58	0:25	KWPPII	1.37551	20.24851	Oversupply
11/16/2020 11:59	0:24	SSA3	0.37525	-0.00100	Oversupply
11/16/2020 12:26	0:01	17-2	Data is not available	Data is not available	Oversupply
11/16/2020 12:27	0:02	SSA3	0.02042	1.01700	Oversupply
11/16/2020 12:28	0:10	17-2	Data is not available	Data is not available	Oversupply
11/16/2020 12:29	0:04	SSA3	0.02933	0.33800	Oversupply
11/16/2020 12:33	0:02	SSA3	0.00891	0.00800	Oversupply
11/16/2020 12:35	0:02	SSA3	0.00891	0.11300	Oversupply
11/16/2020 13:27	0:04	17-2	Data is not available	Data is not available	Oversupply
11/16/2020 13:27	0:02	SSA3	0.00294	1.78300	Oversupply
11/16/2020 13:29	0:03	SSA3	0.03774	1.25300	Oversupply
11/16/2020 13:32	2:06	17-2	Data is not available	Data is not available	Oversupply
11/16/2020 13:32	0:02	SSA3	0.03651	1.37300	Oversupply
11/16/2020 13:34	1:45	SSA3	2.35239	0.00500	Oversupply
11/16/2020 13:34	1:45	KWPPII	14.07398	20.60478	Oversupply
11/16/2020 15:19	0:02	SSA3	0.04080	0.37500	Oversupply
11/16/2020 15:21	0:02	SSA3	0.04080	0.08200	Oversupply
11/16/2020 15:21	0:10	KWPPII	0.13492	20.11179	Oversupply
11/16/2020 15:23	0:12	SSA3	0.17684	-0.00200	Oversupply
11/16/2020 15:32	0:02	KWPPII	0.02687	20.07986	Oversupply
11/16/2020 15:35	0:02	SSA3	0.01016	0.19100	Oversupply
11/16/2020 15:37	0:02	SSA3	0.01016	0.71600	Oversupply
11/16/2020 21:21	0:06	KWPPII	0.13723	20.70757	Oversupply
11/16/2020 22:33	7:05	KWPPII	87.54679	20.70558	Oversupply
11/17/2020 3:17	0:01	AWE	0.00501	2.60000	Oversupply
11/17/2020 3:20	0:01	AWE	0.00800	1.80000	Oversupply
11/17/2020 3:22	0:01	AWE	0.00217	2.40000	Oversupply
11/17/2020 3:24	0:03	AWE	0.03490	2.60000	Oversupply
11/17/2020 3:28	0:03	AWE	0.02028	2.60000	Oversupply
11/17/2020 3:33	0:06	AWE	0.09727	4.00000	Oversupply
11/17/2020 3:40	0:02	AWE	0.01293	2.80000	Oversupply
11/17/2020 3:43	0:07	AWE	0.03904	2.20000	Oversupply
11/17/2020 3:54	0:01	AWE	0.00051	1.80000	Oversupply
11/17/2020 6:47	11:06	SSA2	15.21558	0.00000	System Constraint
11/17/2020 6:55	0:01	17-2	Data is not available	Data is not available	Oversupply
11/17/2020 6:56	0:14	SSA3	0.00589	0.03300	Oversupply
11/17/2020 6:57	0:12	17-2	Data is not available	Data is not available	Oversupply
11/17/2020 6:57	0:03	KWPPII	0.04603	16.80357	Oversupply
11/17/2020 7:01	0:02	KWPPII	0.07402	17.82648	Oversupply
11/17/2020 7:04	0:06	KWPPII	0.04356	18.28553	Oversupply
11/17/2020 7:12	0:14	SSA3	0.03884	0.05700	Oversupply
11/17/2020 7:14	0:12	17-2	Data is not available	Data is not available	Oversupply
11/17/2020 7:14	0:01	KWPPII	0.00780	18.30749	Oversupply



**Maui Curtailment Report**

**November 2020**

Start Date and Time	Duration (minutes)	IPP Curtailed	Estimated Curtailed MWH	Peak MW Curtailed	Reasons for Curtailment
11/17/2020 7:16	0:10	KWPPII	0.18399	19.77848	Oversupply
11/17/2020 7:42	2:29	17-2	Data is not available	Data is not available	Oversupply
11/17/2020 7:42	2:20	SSA3	3.40864	0.31400	Oversupply
11/17/2020 7:44	2:17	KWPPII	13.96336	18.16778	Oversupply
11/17/2020 8:23	0:01	AWE	0.01721	14.40000	Oversupply
11/17/2020 8:28	0:03	AWE	0.08330	15.20000	Oversupply
11/17/2020 8:45	0:02	AWE	0.01821	17.40000	Oversupply
11/17/2020 8:50	0:35	AWE	2.06904	20.70000	Oversupply
11/17/2020 9:30	0:01	AWE	0.00837	19.00000	Oversupply
11/17/2020 9:33	0:16	AWE	0.49676	21.00000	Oversupply
11/17/2020 10:04	0:02	SSA3	0.05092	0.00100	Oversupply
11/17/2020 10:04	0:04	KWPPII	0.07661	10.41267	Oversupply
11/17/2020 10:06	0:02	SSA3	0.05092	0.00000	Oversupply
11/17/2020 10:08	0:02	SSA3	0.05092	0.01700	Oversupply
11/17/2020 10:10	0:02	SSA3	0.05092	0.14900	Oversupply
11/17/2020 10:12	0:02	17-2	Data is not available	Data is not available	Oversupply
11/17/2020 10:15	1:02	17-2	Data is not available	Data is not available	Oversupply
11/17/2020 10:18	0:14	SSA3	0.52404	0.03500	Oversupply
11/17/2020 10:18	0:13	KWPPII	0.52947	10.61924	Oversupply
11/17/2020 10:32	0:02	SSA3	0.07940	0.18200	Oversupply
11/17/2020 10:33	0:08	KWPPII	0.14962	7.38986	Oversupply
11/17/2020 10:34	0:06	SSA3	0.23821	-0.00200	Oversupply
11/17/2020 10:40	0:02	SSA3	0.07940	0.04000	Oversupply
11/17/2020 10:42	0:02	SSA3	0.07940	0.43100	Oversupply
11/17/2020 10:43	0:02	KWPPII	0.02855	5.11652	Oversupply
11/17/2020 10:44	0:02	SSA3	0.08074	-0.00400	Oversupply
11/17/2020 10:46	0:02	SSA3	0.07001	0.03100	Oversupply
11/17/2020 10:48	0:28	SSA3	1.06384	0.00600	Oversupply
11/17/2020 10:48	0:27	KWPPII	1.42420	5.95879	Oversupply
11/17/2020 11:05	0:09	AWE	0.22531	21.00000	Oversupply
11/17/2020 11:16	0:02	SSA3	0.06654	1.71400	Oversupply
11/17/2020 11:20	0:31	SSA3	0.88538	0.03300	Oversupply
11/17/2020 11:20	0:32	17-2	Data is not available	Data is not available	Oversupply
11/17/2020 11:21	0:30	KWPPII	1.74241	5.94682	Oversupply
11/17/2020 11:24	0:01	AWE	0.00807	19.10000	Oversupply
11/17/2020 11:26	0:15	AWE	0.40685	20.30000	Oversupply
11/17/2020 11:53	0:02	SSA3	0.02474	0.01200	Oversupply
11/17/2020 11:53	0:41	17-2	Data is not available	Data is not available	Oversupply
11/17/2020 11:55	0:02	SSA3	0.02474	0.21800	Oversupply
11/17/2020 11:57	0:02	SSA3	0.02474	1.07600	Oversupply
11/17/2020 11:59	0:02	SSA3	0.02941	1.12200	Oversupply
11/17/2020 12:01	0:04	SSA3	0.08809	0.02300	Oversupply
11/17/2020 12:01	0:05	KWPPII	0.14009	10.56136	Oversupply
11/17/2020 12:05	0:02	SSA3	0.04405	-0.00300	Oversupply
11/17/2020 12:07	0:02	SSA3	0.04405	0.26300	Oversupply
11/17/2020 12:08	0:01	KWPPII	0.01799	8.00859	Oversupply
11/17/2020 12:09	0:02	SSA3	0.04405	0.08900	Oversupply
11/17/2020 12:11	0:02	SSA3	0.04405	0.00200	Oversupply
11/17/2020 12:12	0:05	KWPPII	0.04205	5.50472	Oversupply
11/17/2020 12:13	0:02	SSA3	0.04405	-0.00300	Oversupply
11/17/2020 12:15	0:02	SSA3	0.07823	-0.00200	Oversupply
11/17/2020 12:17	0:02	SSA3	0.07823	0.19800	Oversupply
11/17/2020 12:19	0:10	SSA3	0.39116	-0.00300	Oversupply
11/17/2020 12:19	0:10	KWPPII	0.35529	6.96772	Oversupply
11/17/2020 12:22	0:03	AWE	0.02381	20.90000	Oversupply
11/17/2020 12:29	0:02	SSA3	0.07157	0.41200	Oversupply
11/17/2020 12:31	0:02	SSA3	0.04864	0.01600	Oversupply
11/17/2020 12:31	0:01	KWPPII	0.00319	7.12340	Oversupply
11/17/2020 12:33	0:02	SSA3	0.04864	1.42400	Oversupply
11/17/2020 12:35	0:08	17-2	Data is not available	Data is not available	Oversupply
11/17/2020 12:35	0:02	SSA3	0.04864	1.16500	Oversupply
11/17/2020 12:37	0:04	SSA3	0.09727	0.01300	Oversupply
11/17/2020 12:37	0:05	KWPPII	0.08177	7.69922	Oversupply
11/17/2020 12:46	0:01	17-2	Data is not available	Data is not available	Oversupply
11/17/2020 12:50	0:06	17-2	Data is not available	Data is not available	Oversupply
11/17/2020 12:51	0:02	SSA3	0.00933	0.46400	Oversupply
11/17/2020 12:53	0:02	SSA3	0.00933	0.25500	Oversupply
11/17/2020 12:57	0:02	17-2	Data is not available	Data is not available	Oversupply
11/17/2020 13:01	0:02	17-2	Data is not available	Data is not available	Oversupply
11/17/2020 13:07	0:02	17-2	Data is not available	Data is not available	Oversupply
11/17/2020 13:12	0:02	17-2	Data is not available	Data is not available	Oversupply
11/17/2020 13:12	0:02	SSA3	0.00224	1.58400	Oversupply
11/17/2020 13:26	0:01	17-2	Data is not available	Data is not available	Oversupply
11/17/2020 13:32	0:01	17-2	Data is not available	Data is not available	Oversupply
11/17/2020 13:34	0:01	17-2	Data is not available	Data is not available	Oversupply



**Maui Curtailment Report**

**November 2020**

Start Date and Time	Duration (minutes)	IPP Curtailed	Estimated Curtailed MWH	Peak MW Curtailed	Reasons for Curtailment
11/17/2020 13:38	0:10	17-2	Data is not available	Data is not available	Oversupply
11/17/2020 13:40	0:02	SSA3	0.01315	0.15600	Oversupply
11/17/2020 13:42	0:02	SSA3	0.01315	0.10100	Oversupply
11/17/2020 13:44	0:02	SSA3	0.03248	0.08000	Oversupply
11/17/2020 13:46	0:02	SSA3	0.05014	0.67900	Oversupply
11/17/2020 13:48	0:02	SSA3	0.05014	0.78700	Oversupply
11/17/2020 13:49	0:09	17-2	Data is not available	Data is not available	Oversupply
11/17/2020 13:50	0:02	SSA3	0.05014	0.12700	Oversupply
11/17/2020 13:52	0:02	SSA3	0.05014	0.00800	Oversupply
11/17/2020 13:53	0:03	KWP11	0.01772	3.02281	Oversupply
11/17/2020 13:54	0:02	SSA3	0.05014	-0.00300	Oversupply
11/17/2020 13:56	0:02	SSA3	0.05014	-0.00400	Oversupply
11/17/2020 14:00	0:02	SSA3	0.03139	1.39800	Oversupply
11/17/2020 14:01	0:09	17-2	Data is not available	Data is not available	Oversupply
11/17/2020 14:02	0:02	SSA3	0.03139	0.03200	Oversupply
11/17/2020 14:04	0:02	SSA3	0.03139	0.43000	Oversupply
11/17/2020 14:06	0:02	SSA3	0.03139	0.00400	Oversupply
11/17/2020 14:06	0:01	KWP11	0.00273	2.28332	Oversupply
11/17/2020 14:08	0:02	SSA3	0.03139	1.02400	Oversupply
11/17/2020 14:36	0:04	17-2	Data is not available	Data is not available	Oversupply
11/17/2020 14:38	0:02	SSA3	0.00408	0.51600	Oversupply
11/17/2020 14:41	0:01	17-2	Data is not available	Data is not available	Oversupply
11/17/2020 14:42	0:02	SSA3	0.00408	1.77400	Oversupply
11/17/2020 14:43	0:07	17-2	Data is not available	Data is not available	Oversupply
11/17/2020 14:44	0:02	SSA3	0.00341	0.83700	Oversupply
11/17/2020 14:46	0:02	SSA3	0.00015	0.22700	Oversupply
11/17/2020 14:48	0:02	SSA3	0.00015	0.29800	Oversupply
11/17/2020 15:16	0:03	17-2	Data is not available	Data is not available	Oversupply
11/17/2020 15:17	0:02	SSA3	0.00238	1.44600	Oversupply
11/17/2020 15:40	0:01	17-2	Data is not available	Data is not available	Oversupply
11/17/2020 15:41	0:02	SSA3	0.00169	0.84300	Oversupply
11/17/2020 15:42	0:50	17-2	Data is not available	Data is not available	Oversupply
11/17/2020 15:43	0:04	SSA3	0.02184	0.73100	Oversupply
11/17/2020 15:45	0:01	KWP11	0.00715	10.69608	Oversupply
11/17/2020 15:47	0:40	SSA3	0.42400	0.00500	Oversupply
11/17/2020 15:48	0:40	KWP11	3.09313	19.89324	Oversupply
11/17/2020 16:27	0:02	SSA3	0.01739	0.31600	Oversupply
11/17/2020 16:31	0:02	SSA3	0.00396	0.06700	Oversupply
11/17/2020 16:32	0:01	KWP11	0.00911	17.35943	Oversupply
11/17/2020 16:39	0:02	SSA3	0.00396	0.00800	Oversupply
11/17/2020 16:39	0:03	17-2	Data is not available	Data is not available	Oversupply
11/17/2020 16:39	0:02	KWP11	0.00906	19.66870	Oversupply
11/17/2020 16:43	0:02	SSA3	0.00396	-0.00300	Oversupply
11/17/2020 16:43	0:05	17-2	Data is not available	Data is not available	Oversupply
11/17/2020 16:44	0:02	KWP11	0.02398	19.31742	Oversupply
11/17/2020 16:45	0:02	SSA3	0.00484	0.21200	Oversupply
11/17/2020 16:49	0:07	17-2	Data is not available	Data is not available	Oversupply
11/17/2020 16:49	0:02	SSA3	0.00484	0.00900	Oversupply
11/17/2020 16:50	0:01	KWP11	0.00548	19.07192	Oversupply
11/17/2020 16:51	0:05	SSA3	0.01209	0.00000	Oversupply
11/17/2020 16:52	0:02	KWP11	0.02360	19.43019	Oversupply
11/17/2020 16:55	0:01	KWP11	0.01129	19.68666	Oversupply
11/17/2020 19:58	0:04	KWP11	0.11310	20.69759	Oversupply
11/17/2020 21:53	0:10	KWP11	0.30969	17.08500	Oversupply
11/17/2020 22:11	0:43	KWP11	2.00599	19.54695	Oversupply
11/17/2020 22:55	0:35	KWP11	2.98195	17.58996	Oversupply
11/17/2020 23:15	0:02	AWE	0.01889	19.10000	Oversupply
11/17/2020 23:19	0:01	AWE	0.00698	20.80000	Oversupply
11/17/2020 23:36	0:10	KWP11	0.44152	10.64120	Oversupply
11/18/2020 0:30	0:23	AWE	1.48131	21.00000	Oversupply
11/18/2020 1:38	0:33	KWP11	1.84464	6.44679	Oversupply
11/18/2020 1:43	0:03	AWE	0.06219	10.70000	Oversupply
11/18/2020 1:47	1:01	AWE	5.37285	21.00000	Oversupply
11/18/2020 2:49	0:03	AWE	0.03823	7.50000	Oversupply
11/18/2020 2:53	0:01	AWE	0.00219	6.50000	Oversupply
11/18/2020 6:50	11:00	SSA2	9.64426	0.00000	System Constraint
11/18/2020 7:12	0:01	AWE	0.00333	0.20000	Oversupply
11/18/2020 7:36	1:02	17-2	Data is not available	Data is not available	Oversupply
11/18/2020 7:37	1:01	SSA3	0.31655	0.00700	Oversupply
11/18/2020 7:37	1:01	KWP11	7.48298	19.08290	Oversupply
11/18/2020 8:28	0:06	AWE	0.15564	21.00000	Oversupply
11/18/2020 8:40	0:08	SSA3	0.03544	0.20500	Oversupply
11/18/2020 8:41	0:09	17-2	Data is not available	Data is not available	Oversupply
11/18/2020 8:42	0:07	KWP11	0.28470	9.01653	Oversupply
11/18/2020 8:51	0:06	17-2	Data is not available	Data is not available	Oversupply



Maui Curtailment Report

November 2020

Start Date and Time	Duration (minutes)	IPP Curtailed	Estimated Curtailed MWH	Peak MW Curtailed	Reasons for Curtailment
11/18/2020 8:52	0:04	SSA3	0.00741	0.00300	Oversupply
11/18/2020 8:52	0:05	KWPPII	0.06460	6.99567	Oversupply
11/18/2020 8:59	0:01	17-2	Data is not available	Data is not available	Oversupply
11/18/2020 9:05	7:34	17-2	Data is not available	Data is not available	Oversupply
11/18/2020 9:06	0:04	SSA3	0.03342	0.00700	Oversupply
11/18/2020 9:06	0:04	KWPPII	0.07354	4.06667	Oversupply
11/18/2020 9:10	0:02	SSA3	0.01671	0.05900	Oversupply
11/18/2020 9:12	1:11	SSA3	1.73734	0.00300	Oversupply
11/18/2020 9:13	1:12	KWPPII	15.45587	20.28144	Oversupply
11/18/2020 9:17	0:02	AWE	0.00545	21.00000	Oversupply
11/18/2020 9:21	0:47	AWE	5.47501	21.00000	Oversupply
11/18/2020 10:10	0:01	AWE	0.00257	21.00000	Oversupply
11/18/2020 10:23	0:02	SSA3	0.03978	0.06100	Oversupply
11/18/2020 10:25	4:16	SSA3	8.54975	0.02200	Oversupply
11/18/2020 10:26	4:16	KWPPII	83.94648	20.70757	Oversupply
11/18/2020 10:29	0:31	AWE	1.43936	21.00000	Oversupply
11/18/2020 11:02	3:36	AWE	41.04122	21.00000	Oversupply
11/18/2020 12:08	0:01	SAG	Data is not available	Data is not available	Oversupply
11/18/2020 12:55	0:06	SAG	Data is not available	Data is not available	Oversupply
11/18/2020 13:01	0:01	KWP	0.00088	19.01538	Oversupply
11/18/2020 13:02	0:05	SAG	Data is not available	Data is not available	Oversupply
11/18/2020 13:03	0:04	KWP	0.00440	18.96264	Oversupply
11/18/2020 14:22	0:02	SAG	Data is not available	Data is not available	Oversupply
11/18/2020 14:41	0:02	SSA3	0.01877	0.17500	Oversupply
11/18/2020 14:43	1:35	SSA3	1.38715	0.11500	Oversupply
11/18/2020 14:44	1:30	KWPPII	21.59591	20.70757	Oversupply
11/18/2020 16:15	0:01	KWPPII	0.00570	20.70757	Oversupply
11/18/2020 16:17	0:02	KWPPII	0.00630	20.70757	Oversupply
11/18/2020 16:18	0:02	SSA3	0.01655	0.09400	Oversupply
11/18/2020 16:20	0:14	SSA3	0.09552	0.04400	Oversupply
11/18/2020 16:22	0:12	KWPPII	0.34091	20.70757	Oversupply
11/18/2020 16:34	0:02	SSA3	0.00637	0.01700	Oversupply
11/18/2020 16:36	0:03	SSA3	0.00956	0.04200	Oversupply
11/18/2020 16:36	0:02	KWPPII	0.00307	20.70757	Oversupply
11/18/2020 19:22	0:06	KWPPII	0.03751	20.70757	Oversupply
11/18/2020 23:09	0:02	KWPPII	0.00966	20.70757	Oversupply
11/18/2020 23:13	6:30	KWPPII	53.39450	20.70757	Oversupply
11/19/2020 3:51	0:04	AWE	0.09275	12.80000	Oversupply
11/19/2020 5:44	0:01	KWPPII	0.00468	20.70757	Oversupply
11/19/2020 5:49	0:07	KWPPII	0.11242	20.70757	Oversupply
11/19/2020 6:45	11:02	SSA2	19.30719	0.00000	System Constraint
11/19/2020 7:54	8:16	17-2	Data is not available	Data is not available	Oversupply
11/19/2020 7:55	0:02	SSA3	0.01467	0.02000	Oversupply
11/19/2020 7:57	1:21	SSA3	1.80398	0.00300	Oversupply
11/19/2020 7:57	0:22	KWPPII	1.46763	20.70757	Oversupply
11/19/2020 8:20	0:01	KWPPII	0.01668	20.40519	Oversupply
11/19/2020 8:22	0:57	KWPPII	11.17083	20.70059	Oversupply
11/19/2020 9:02	0:03	AWE	0.01174	21.00000	Oversupply
11/19/2020 9:11	0:02	AWE	0.01023	21.00000	Oversupply
11/19/2020 9:18	0:02	SSA3	0.05835	0.00500	Oversupply
11/19/2020 9:20	1:35	SSA3	3.12196	0.87300	Oversupply
11/19/2020 9:21	1:18	KWPPII	14.50321	19.20665	Oversupply
11/19/2020 9:37	0:01	AWE	0.01478	21.00000	Oversupply
11/19/2020 10:40	0:06	KWPPII	0.18014	17.94024	Oversupply
11/19/2020 10:47	0:08	KWPPII	0.14281	16.24172	Oversupply
11/19/2020 10:55	0:02	SSA3	0.07853	0.07200	Oversupply
11/19/2020 10:57	0:02	SSA3	0.07853	0.52900	Oversupply
11/19/2020 10:59	0:04	SSA3	0.12161	0.75600	Oversupply
11/19/2020 11:03	0:02	SSA3	0.04575	2.07300	Oversupply
11/19/2020 11:05	0:08	SSA3	0.18299	0.00400	Oversupply
11/19/2020 11:07	0:06	KWPPII	0.10944	15.84753	Oversupply
11/19/2020 11:13	0:02	SSA3	0.04575	0.31200	Oversupply
11/19/2020 11:15	0:02	SSA3	0.08953	0.99900	Oversupply
11/19/2020 11:17	0:02	SSA3	0.08953	1.27400	Oversupply
11/19/2020 11:19	2:27	SSA3	5.47180	0.00500	Oversupply
11/19/2020 11:19	0:54	KWPPII	11.66309	19.05196	Oversupply
11/19/2020 11:55	0:06	AWE	0.13129	21.00000	Oversupply
11/19/2020 12:15	1:24	KWPPII	13.23457	19.18170	Oversupply
11/19/2020 12:24	0:02	AWE	0.02582	21.00000	Oversupply
11/19/2020 12:28	0:01	AWE	0.00602	20.00000	Oversupply
11/19/2020 13:41	0:05	KWPPII	0.13325	19.17072	Oversupply
11/19/2020 13:46	0:02	SSA3	0.03079	0.60400	Oversupply
11/19/2020 13:48	0:04	SSA3	0.06159	0.03800	Oversupply
11/19/2020 13:48	0:04	KWPPII	0.08572	19.04897	Oversupply
11/19/2020 13:52	1:17	SSA3	1.40397	0.00600	Oversupply





Maui Curtailment Report

November 2020

Start Date and Time	Duration (minutes)	IPP Curtailed	Estimated Curtailed MWH	Peak MW Curtailed	Reasons for Curtailment
11/19/2020 13:53	1:16	KWP	8.94099	20.68362	Oversupply
11/19/2020 15:09	0:02	SSA3	0.03582	0.60000	Oversupply
11/19/2020 15:11	0:50	SSA3	1.10844	0.00800	Oversupply
11/19/2020 15:11	0:50	KWP	3.20604	20.69859	Oversupply
11/19/2020 16:03	0:02	SSA3	0.00549	0.09800	Oversupply
11/19/2020 16:13	0:06	SSA3	0.02426	0.41500	Oversupply
11/19/2020 16:13	0:15	17-2	Data is not available	Data is not available	Oversupply
11/19/2020 16:15	0:04	KWP	0.07141	20.13674	Oversupply
11/19/2020 16:19	0:02	SSA3	0.00938	0.03000	Oversupply
11/19/2020 16:21	0:05	SSA3	0.02345	0.00900	Oversupply
11/19/2020 16:22	0:01	KWP	0.01575	20.12477	Oversupply
11/19/2020 16:26	0:02	SSA3	0.00938	0.24700	Oversupply
11/19/2020 16:30	0:02	SSA3	0.00918	0.41100	Oversupply
11/19/2020 16:31	0:07	17-2	Data is not available	Data is not available	Oversupply
11/19/2020 16:32	0:04	SSA3	0.01836	0.02200	Oversupply
11/19/2020 16:34	0:03	KWP	0.02314	20.59381	Oversupply
11/19/2020 16:36	0:02	SSA3	0.00918	0.04400	Oversupply
11/19/2020 16:39	0:28	17-2	Data is not available	Data is not available	Oversupply
11/19/2020 16:40	0:02	SSA3	0.00918	0.03800	Oversupply
11/19/2020 16:42	0:04	SSA3	0.01902	0.00400	Oversupply
11/19/2020 16:42	0:05	KWP	0.06114	20.64370	Oversupply
11/19/2020 16:46	0:02	SSA3	0.00797	-0.00100	Oversupply
11/19/2020 16:48	0:08	SSA3	0.03189	0.00800	Oversupply
11/19/2020 16:48	0:08	KWP	0.17800	20.67664	Oversupply
11/19/2020 16:58	0:02	SSA3	0.00797	0.14800	Oversupply
11/19/2020 17:00	0:02	SSA3	0.00309	0.12400	Oversupply
11/19/2020 17:02	0:06	SSA3	0.00927	0.01000	Oversupply
11/19/2020 17:05	0:02	KWP	0.01924	20.55588	Oversupply
11/19/2020 17:09	0:07	17-2	Data is not available	Data is not available	Oversupply
11/19/2020 17:12	0:01	KWP	0.00255	20.62774	Oversupply
11/19/2020 19:39	0:02	KWP	0.01443	20.70757	Oversupply
11/19/2020 20:12	0:01	KWP	0.00019	20.65767	Oversupply
11/19/2020 20:15	0:46	KWP	2.00541	20.70757	Oversupply
11/19/2020 21:14	0:01	KWP	0.00047	18.80148	Oversupply
11/19/2020 21:21	0:02	KWP	0.02260	20.29442	Oversupply
11/19/2020 21:25	0:38	KWP	2.18542	20.58183	Oversupply
11/19/2020 22:04	0:01	KWP	0.02240	14.02127	Oversupply
11/19/2020 22:06	0:01	KWP	0.00609	13.84364	Oversupply
11/19/2020 22:11	0:02	KWP	0.01346	14.56117	Oversupply
11/19/2020 22:17	7:13	KWP	119.16530	20.65767	Oversupply
11/19/2020 23:56	0:03	AWE	0.01707	14.60000	Oversupply
11/20/2020 0:15	0:15	AWE	0.72226	20.60000	Oversupply
11/20/2020 0:36	0:27	AWE	1.61747	20.70000	Oversupply
11/20/2020 1:06	4:19	AWE	34.13843	21.00000	Oversupply
11/20/2020 5:33	10:50	KWP	134.90621	20.70757	Oversupply
11/20/2020 6:29	10:01	17-2	Data is not available	Data is not available	Oversupply
11/20/2020 6:39	9:53	SSA3	15.88476	0.00400	Oversupply
11/20/2020 6:48	10:58	SSA2	14.85059	0.00000	System Constraint
11/20/2020 10:44	0:05	AWE	0.05139	21.00000	Oversupply
11/20/2020 10:50	0:01	AWE	0.00024	21.00000	Oversupply
11/20/2020 11:02	0:01	AWE	0.00007	21.00000	Oversupply
11/20/2020 11:14	0:13	AWE	0.33617	21.00000	Oversupply
11/20/2020 16:24	0:08	KWP	0.12313	20.62474	Oversupply
11/20/2020 16:32	0:02	SSA3	0.00545	0.09900	Oversupply
11/20/2020 16:34	0:02	SSA3	0.00545	0.03200	Oversupply
11/20/2020 16:45	0:01	17-2	Data is not available	Data is not available	Oversupply
11/20/2020 20:17	0:20	KWP	0.57949	20.70757	Oversupply
11/20/2020 20:53	0:04	KWP	0.02998	20.70757	Oversupply
11/20/2020 20:58	0:01	KWP	0.00180	20.70757	Oversupply
11/20/2020 21:01	18:06	KWP	330.07646	20.70757	Oversupply
11/21/2020 0:29	5:12	AWE	32.12427	21.00000	Oversupply
11/21/2020 5:42	0:03	AWE	0.01779	21.00000	Oversupply
11/21/2020 6:29	9:20	17-2	Data is not available	Data is not available	Oversupply
11/21/2020 6:38	8:29	SSA3	15.60420	0.00400	Oversupply
11/21/2020 6:51	10:58	SSA2	15.85421	0.00000	System Constraint
11/21/2020 8:27	0:06	AWE	0.04175	21.00000	Oversupply
11/21/2020 8:35	0:01	AWE	0.00091	21.00000	Oversupply
11/21/2020 8:42	0:01	AWE	0.00041	21.00000	Oversupply
11/21/2020 8:44	1:02	AWE	3.96024	21.00000	Oversupply
11/21/2020 9:47	5:02	AWE	87.27695	21.00000	Oversupply
11/21/2020 10:37	0:01	SAG	Data is not available	Data is not available	Oversupply
11/21/2020 10:41	0:02	SAG	Data is not available	Data is not available	Oversupply
11/21/2020 10:46	0:11	SAG	Data is not available	Data is not available	Oversupply
11/21/2020 10:50	0:01	KWP	0.00088	25.13407	Oversupply
11/21/2020 10:57	0:01	KWP	0.00088	25.60879	Oversupply



**Maui Curtailment Report**

**November 2020**

Start Date and Time	Duration (minutes)	IPP Curtailed	Estimated Curtailed MWH	Peak MW Curtailed	Reasons for Curtailment
11/21/2020 10:59	0:02	SAG	Data is not available	Data is not available	Oversupply
11/21/2020 11:01	0:01	KWP	0.00088	25.66154	Oversupply
11/21/2020 11:02	0:01	SAG	Data is not available	Data is not available	Oversupply
11/21/2020 11:04	0:02	SAG	Data is not available	Data is not available	Oversupply
11/21/2020 11:04	0:01	KWP	0.00176	25.60879	Oversupply
11/21/2020 11:06	0:01	KWP	0.00088	26.50550	Oversupply
11/21/2020 11:07	0:02	SAG	Data is not available	Data is not available	Oversupply
11/21/2020 11:10	0:01	SAG	Data is not available	Data is not available	Oversupply
11/21/2020 11:13	0:03	SAG	Data is not available	Data is not available	Oversupply
11/21/2020 11:18	0:01	SAG	Data is not available	Data is not available	Oversupply
11/21/2020 11:20	0:04	SAG	Data is not available	Data is not available	Oversupply
11/21/2020 11:25	0:01	KWP	0.00264	27.34945	Oversupply
11/21/2020 11:26	0:01	SAG	Data is not available	Data is not available	Oversupply
11/21/2020 11:28	0:01	SAG	Data is not available	Data is not available	Oversupply
11/21/2020 11:29	0:01	KWP	0.00352	26.87473	Oversupply
11/21/2020 11:30	0:01	SAG	Data is not available	Data is not available	Oversupply
11/21/2020 11:34	0:02	SAG	Data is not available	Data is not available	Oversupply
11/21/2020 11:37	0:07	SAG	Data is not available	Data is not available	Oversupply
11/21/2020 11:37	0:01	KWP	0.00088	24.65934	Oversupply
11/21/2020 11:40	0:01	KWP	0.00176	21.28352	Oversupply
11/21/2020 11:46	0:01	SAG	Data is not available	Data is not available	Oversupply
11/21/2020 11:49	0:02	SAG	Data is not available	Data is not available	Oversupply
11/21/2020 11:51	0:01	KWP	0.00088	21.65275	Oversupply
11/21/2020 11:52	0:01	SAG	Data is not available	Data is not available	Oversupply
11/21/2020 11:54	0:04	SAG	Data is not available	Data is not available	Oversupply
11/21/2020 11:59	0:02	SAG	Data is not available	Data is not available	Oversupply
11/21/2020 11:59	0:01	KWP	0.00088	20.96703	Oversupply
11/21/2020 12:01	0:01	KWP	0.00088	20.80879	Oversupply
11/21/2020 12:02	0:02	SAG	Data is not available	Data is not available	Oversupply
11/21/2020 12:05	0:06	SAG	Data is not available	Data is not available	Oversupply
11/21/2020 12:10	0:01	KWP	0.00176	20.49231	Oversupply
11/21/2020 12:12	0:01	SAG	Data is not available	Data is not available	Oversupply
11/21/2020 12:14	0:05	SAG	Data is not available	Data is not available	Oversupply
11/21/2020 12:18	0:02	KWP	0.00352	20.86154	Oversupply
11/21/2020 12:20	0:02	SAG	Data is not available	Data is not available	Oversupply
11/21/2020 12:21	0:01	KWP	0.00264	21.17802	Oversupply
11/21/2020 12:24	0:01	SAG	Data is not available	Data is not available	Oversupply
11/21/2020 12:26	0:02	SAG	Data is not available	Data is not available	Oversupply
11/21/2020 12:27	0:02	KWP	0.00352	20.49231	Oversupply
11/21/2020 12:29	0:01	SAG	Data is not available	Data is not available	Oversupply
11/21/2020 12:34	0:09	SAG	Data is not available	Data is not available	Oversupply
11/21/2020 12:36	0:01	KWP	0.00176	21.23077	Oversupply
11/21/2020 12:45	0:03	SAG	Data is not available	Data is not available	Oversupply
11/21/2020 12:50	0:03	SAG	Data is not available	Data is not available	Oversupply
11/21/2020 12:52	0:01	KWP	0.00176	22.18022	Oversupply
11/21/2020 12:54	0:01	SAG	Data is not available	Data is not available	Oversupply
11/21/2020 12:56	0:04	SAG	Data is not available	Data is not available	Oversupply
11/21/2020 13:06	0:02	SAG	Data is not available	Data is not available	Oversupply
11/21/2020 13:08	0:01	KWP	0.00176	24.55385	Oversupply
11/21/2020 13:09	0:03	SAG	Data is not available	Data is not available	Oversupply
11/21/2020 13:13	0:01	SAG	Data is not available	Data is not available	Oversupply
11/21/2020 13:15	0:01	SAG	Data is not available	Data is not available	Oversupply
11/21/2020 13:17	0:01	SAG	Data is not available	Data is not available	Oversupply
11/21/2020 13:19	0:01	SAG	Data is not available	Data is not available	Oversupply
11/21/2020 13:21	0:01	SAG	Data is not available	Data is not available	Oversupply
11/21/2020 13:23	0:01	KWP	0.00176	25.23956	Oversupply
11/21/2020 13:25	0:02	SAG	Data is not available	Data is not available	Oversupply
11/21/2020 13:28	0:01	SAG	Data is not available	Data is not available	Oversupply
11/21/2020 14:51	0:06	AWE	0.07048	21.00000	Oversupply
11/21/2020 14:58	0:01	AWE	0.00836	21.00000	Oversupply
11/21/2020 15:07	0:02	SSA3	0.05196	0.05400	Oversupply
11/21/2020 15:08	0:32	KWP	4.35045	20.70757	Oversupply
11/21/2020 15:09	0:32	SSA3	0.81013	-0.00600	Oversupply
11/21/2020 15:41	0:02	SSA3	0.04489	1.03800	Oversupply
11/21/2020 15:43	0:02	SSA3	0.04489	0.02900	Oversupply
11/21/2020 15:45	0:02	SSA3	0.01403	0.23300	Oversupply
11/21/2020 15:50	0:07	17-2	Data is not available	Data is not available	Oversupply
11/21/2020 15:51	0:02	SSA3	0.01403	1.10500	Oversupply
11/21/2020 15:53	0:02	SSA3	0.01403	0.86400	Oversupply
11/21/2020 15:55	0:02	SSA3	0.01403	1.37100	Oversupply
11/21/2020 20:41	12:41	KWP	213.10334	20.70757	Oversupply
11/22/2020 0:40	0:01	AWE	0.00041	21.00000	Oversupply
11/22/2020 0:42	0:02	AWE	0.00165	21.00000	Oversupply
11/22/2020 0:47	0:05	AWE	0.02506	21.00000	Oversupply
11/22/2020 0:53	5:06	AWE	31.88716	21.00000	Oversupply



**Maui Curtailment Report**

**November 2020**

Start Date and Time	Duration (minutes)	IPP Curtailed	Estimated Curtailed MWH	Peak MW Curtailed	Reasons for Curtailment
11/22/2020 6:00	0:01	AWE	0.01042	21.00000	Oversupply
11/22/2020 6:02	0:01	AWE	0.00041	21.00000	Oversupply
11/22/2020 6:43	3:10	SSA3	2.23091	0.00100	Oversupply
11/22/2020 6:49	10:52	SSA2	12.49844	0.00000	System Constraint
11/22/2020 9:07	0:03	AWE	0.01040	21.00000	Oversupply
11/22/2020 9:13	0:01	AWE	0.00941	21.00000	Oversupply
11/22/2020 9:16	0:01	AWE	0.00174	21.00000	Oversupply
11/22/2020 9:24	0:29	KWPPII	8.28429	19.21064	Oversupply
11/22/2020 9:32	0:15	AWE	0.71636	21.00000	Oversupply
11/22/2020 9:53	0:02	SSA3	0.05062	0.09200	Oversupply
11/22/2020 9:55	3:15	SSA3	6.39175	-0.00300	Oversupply
11/22/2020 9:55	3:16	KWPPII	58.97552	19.21064	Oversupply
11/22/2020 10:04	0:12	AWE	0.22433	21.00000	Oversupply
11/22/2020 10:17	0:01	AWE	0.00074	21.00000	Oversupply
11/22/2020 10:23	0:05	AWE	0.08083	21.00000	Oversupply
11/22/2020 10:29	2:36	AWE	23.66297	21.00000	Oversupply
11/22/2020 13:10	0:02	SSA3	0.05629	0.10600	Oversupply
11/22/2020 13:12	2:32	SSA3	3.35734	-0.00100	Oversupply
11/22/2020 13:13	2:37	KWPPII	29.76562	19.21064	Oversupply
11/22/2020 15:44	0:02	SSA3	0.01969	-0.00300	Oversupply
11/22/2020 15:46	0:04	SSA3	0.02130	-0.00200	Oversupply
11/22/2020 15:50	0:02	SSA3	0.01065	-0.00300	Oversupply
11/22/2020 15:52	0:02	SSA3	0.01065	0.23500	Oversupply
11/22/2020 18:29	10:27	17-2	Data is not available	Data is not available	Oversupply
11/22/2020 21:15	7:57	KWPPII	126.41778	19.21064	Oversupply
11/23/2020 0:30	0:03	AWE	0.00349	21.00000	Oversupply
11/23/2020 0:39	0:01	AWE	0.00024	21.00000	Oversupply
11/23/2020 0:43	0:01	AWE	0.01207	21.00000	Oversupply
11/23/2020 0:45	0:01	AWE	0.00023	21.00000	Oversupply
11/23/2020 0:48	0:01	AWE	0.01057	21.00000	Oversupply
11/23/2020 0:54	0:04	AWE	0.07807	21.00000	Oversupply
11/23/2020 0:59	4:06	AWE	26.77080	21.00000	Oversupply
11/23/2020 5:13	1:35	KWPPII	15.27683	19.21064	Oversupply
11/23/2020 6:29	0:12	17-2	Data is not available	Data is not available	Oversupply
11/23/2020 6:49	0:02	KWPPII	0.01054	19.21064	Oversupply
11/23/2020 6:50	10:54	SSA2	10.25536	0.00000	System Constraint
11/23/2020 7:36	0:02	SSA3	0.01141	0.22200	Oversupply
11/23/2020 7:36	0:35	17-2	Data is not available	Data is not available	Oversupply
11/23/2020 7:38	0:14	SSA3	0.08642	0.00500	Oversupply
11/23/2020 7:39	0:12	KWPPII	0.17718	19.21064	Oversupply
11/23/2020 7:52	0:02	SSA3	0.01359	0.38300	Oversupply
11/23/2020 7:52	0:01	KWPPII	0.00374	19.21064	Oversupply
11/23/2020 7:56	0:02	SSA3	0.01359	0.36700	Oversupply
11/23/2020 7:58	0:02	SSA3	0.01359	0.01100	Oversupply
11/23/2020 8:00	0:02	SSA3	0.01404	0.00300	Oversupply
11/23/2020 8:01	0:04	KWPPII	0.01402	19.21064	Oversupply
11/23/2020 8:02	0:06	SSA3	0.04212	-0.00100	Oversupply
11/23/2020 8:08	0:02	SSA3	0.01404	0.23500	Oversupply
11/23/2020 8:10	0:02	SSA3	0.01404	0.75500	Oversupply
11/23/2020 8:12	0:01	17-2	Data is not available	Data is not available	Oversupply
11/23/2020 9:30	0:06	17-2	Data is not available	Data is not available	Oversupply
11/23/2020 9:33	0:02	SSA3	0.02030	0.18000	Oversupply
11/23/2020 9:35	0:02	SSA3	0.02030	0.34800	Oversupply
11/23/2020 9:37	0:02	SSA3	0.02030	0.53300	Oversupply
11/23/2020 9:37	5:24	17-2	Data is not available	Data is not available	Oversupply
11/23/2020 9:39	0:02	SSA3	0.02030	0.34800	Oversupply
11/23/2020 9:41	0:02	SSA3	0.02030	0.04000	Oversupply
11/23/2020 9:43	1:59	SSA3	2.52414	0.03200	Oversupply
11/23/2020 9:44	0:01	KWPPII	0.00086	19.20765	Oversupply
11/23/2020 9:47	0:02	KWPPII	0.01142	19.20465	Oversupply
11/23/2020 9:50	1:49	KWPPII	10.27547	20.70757	Oversupply
11/23/2020 11:41	0:01	KWPPII	0.00895	20.65368	Oversupply
11/23/2020 11:42	0:02	SSA3	0.03573	1.15300	Oversupply
11/23/2020 11:44	0:02	SSA3	0.03106	0.24500	Oversupply
11/23/2020 11:46	0:02	SSA3	0.02309	0.22200	Oversupply
11/23/2020 11:48	0:02	SSA3	0.02309	0.94500	Oversupply
11/23/2020 11:52	0:02	SSA3	0.02309	0.13500	Oversupply
11/23/2020 11:54	0:02	SSA3	0.02309	0.08600	Oversupply
11/23/2020 11:56	0:02	SSA3	0.02309	0.23000	Oversupply
11/23/2020 11:58	0:02	SSA3	0.02309	0.40400	Oversupply
11/23/2020 12:00	0:02	SSA3	0.02897	0.12400	Oversupply
11/23/2020 12:00	0:01	KWPPII	0.00320	20.70757	Oversupply
11/23/2020 12:02	0:02	SSA3	0.02897	0.40700	Oversupply
11/23/2020 12:02	0:01	KWPPII	0.00122	20.70757	Oversupply
11/23/2020 12:04	0:03	SSA3	0.04346	0.43200	Oversupply



**Maui Curtailment Report**

**November 2020**

Start Date and Time	Duration (minutes)	IPP Curtailed	Estimated Curtailed MWH	Peak MW Curtailed	Reasons for Curtailment
11/23/2020 12:07	0:02	SSA3	0.02897	0.44000	Oversupply
11/23/2020 12:09	0:02	SSA3	0.02897	0.08100	Oversupply
11/23/2020 12:11	0:02	SSA3	0.02897	0.52600	Oversupply
11/23/2020 12:13	0:14	SSA3	0.25409	0.01000	Oversupply
11/23/2020 12:14	0:07	KWPPII	0.15235	20.70757	Oversupply
11/23/2020 12:22	0:01	KWPPII	0.00092	20.69061	Oversupply
11/23/2020 12:27	0:02	SSA3	0.03752	0.00400	Oversupply
11/23/2020 12:27	0:01	KWPPII	0.00722	20.69859	Oversupply
11/23/2020 12:29	1:37	SSA3	2.34077	0.22300	Oversupply
11/23/2020 12:30	0:32	KWPPII	0.98150	20.70757	Oversupply
11/23/2020 13:03	0:02	KWPPII	0.04508	20.69759	Oversupply
11/23/2020 13:06	0:51	KWPPII	6.60358	20.70757	Oversupply
11/23/2020 13:58	0:07	KWPPII	0.11635	20.69260	Oversupply
11/23/2020 14:06	0:02	SSA3	0.03554	0.06600	Oversupply
11/23/2020 14:08	0:02	SSA3	0.03554	0.02900	Oversupply
11/23/2020 14:08	0:01	KWPPII	0.00578	20.65269	Oversupply
11/23/2020 14:10	0:02	SSA3	0.03554	1.07200	Oversupply
11/23/2020 14:12	0:32	SSA3	0.58604	0.00400	Oversupply
11/23/2020 14:12	0:32	KWPPII	1.89114	20.70358	Oversupply
11/23/2020 14:44	0:02	SSA3	0.03468	0.93600	Oversupply
11/23/2020 14:46	0:10	SSA3	0.11979	0.00200	Oversupply
11/23/2020 14:46	0:09	KWPPII	0.08458	20.70757	Oversupply
11/23/2020 14:56	0:02	SSA3	0.02396	0.47500	Oversupply
11/23/2020 15:06	0:02	SSA3	0.00379	0.91500	Oversupply
11/23/2020 15:07	0:06	17-2	Data is not available	Data is not available	Oversupply
11/23/2020 15:10	0:02	SSA3	0.00379	0.87000	Oversupply
11/23/2020 15:12	0:02	SSA3	0.00379	0.95300	Oversupply
11/23/2020 15:46	0:01	17-2	Data is not available	Data is not available	Oversupply
11/23/2020 15:49	0:04	17-2	Data is not available	Data is not available	Oversupply
11/23/2020 15:51	0:02	SSA3	0.00122	0.55500	Oversupply
11/23/2020 15:59	0:22	17-2	Data is not available	Data is not available	Oversupply
11/23/2020 15:59	0:02	SSA3	0.00789	0.46200	Oversupply
11/23/2020 16:01	0:02	SSA3	0.01103	0.14600	Oversupply
11/23/2020 16:03	0:04	SSA3	0.02205	0.07000	Oversupply
11/23/2020 16:04	0:03	KWPPII	0.01162	20.70358	Oversupply
11/23/2020 16:07	0:02	SSA3	0.01103	0.13500	Oversupply
11/23/2020 16:09	0:06	SSA3	0.03308	0.01800	Oversupply
11/23/2020 16:10	0:05	KWPPII	0.06904	20.70458	Oversupply
11/23/2020 16:15	0:02	SSA3	0.00177	0.13800	Oversupply
11/23/2020 16:17	0:02	SSA3	0.00177	0.39600	Oversupply
11/23/2020 16:22	0:05	17-2	Data is not available	Data is not available	Oversupply
11/23/2020 16:31	0:01	17-2	Data is not available	Data is not available	Oversupply
11/23/2020 16:31	0:02	SSA3	0.00143	0.33100	Oversupply
11/23/2020 16:35	0:01	17-2	Data is not available	Data is not available	Oversupply
11/23/2020 21:05	3:32	KWPPII	45.93868	20.70757	Oversupply
11/23/2020 23:48	0:43	AWE	1.84056	21.00000	Oversupply
11/24/2020 0:38	3:44	KWPPII	60.33500	20.70458	Oversupply
11/24/2020 2:18	0:01	AWE	0.00524	21.00000	Oversupply
11/24/2020 2:20	0:02	AWE	0.02065	21.00000	Oversupply
11/24/2020 2:23	0:11	AWE	0.26168	21.00000	Oversupply
11/24/2020 2:35	1:40	AWE	7.50155	21.00000	Oversupply
11/24/2020 4:24	1:45	KWPPII	26.70981	20.70757	Oversupply
11/24/2020 5:21	0:02	AWE	0.00182	21.00000	Oversupply
11/24/2020 5:24	0:01	AWE	0.00457	21.00000	Oversupply
11/24/2020 5:26	0:01	AWE	0.01607	21.00000	Oversupply
11/24/2020 5:28	0:32	AWE	1.18246	21.00000	Oversupply
11/24/2020 6:11	5:16	KWPPII	55.50170	20.70757	Oversupply
11/24/2020 6:29	6:10	17-2	Data is not available	Data is not available	Oversupply
11/24/2020 6:45	4:42	SSA3	6.08898	0.00700	Oversupply
11/24/2020 6:49	10:58	SSA2	14.60813	0.00000	System Constraint
11/24/2020 11:27	0:02	SSA3	0.05478	1.32800	Oversupply
11/24/2020 11:29	0:02	SSA3	0.05811	0.54500	Oversupply
11/24/2020 11:31	0:59	SSA3	1.61940	0.02600	Oversupply
11/24/2020 11:31	0:58	KWPPII	4.23661	20.67763	Oversupply
11/24/2020 12:30	0:02	SSA3	0.02062	0.36800	Oversupply
11/24/2020 12:32	0:02	SSA3	0.02062	0.33200	Oversupply
11/24/2020 12:36	0:02	SSA3	0.02062	1.26000	Oversupply
11/24/2020 12:38	0:02	SSA3	0.02062	0.57900	Oversupply
11/24/2020 12:51	0:01	17-2	Data is not available	Data is not available	Oversupply
11/24/2020 12:53	0:20	17-2	Data is not available	Data is not available	Oversupply
11/24/2020 12:54	0:02	SSA3	0.02999	1.29300	Oversupply
11/24/2020 12:56	0:02	SSA3	0.02999	1.02400	Oversupply
11/24/2020 12:58	0:02	SSA3	0.02999	0.75900	Oversupply
11/24/2020 13:00	0:02	SSA3	0.04194	0.40800	Oversupply
11/24/2020 13:02	0:02	SSA3	0.04194	0.56900	Oversupply



**Maui Curtailment Report**

November 2020

Start Date and Time	Duration (minutes)	IPP Curtailed	Estimated Curtailed MWH	Peak MW Curtailed	Reasons for Curtailment
11/24/2020 13:04	0:06	SSA3	0.12582	0.01300	Oversupply
11/24/2020 13:04	0:08	KWPPII	0.43228	19.45913	Oversupply
11/24/2020 13:10	0:02	SSA3	0.04194	0.00300	Oversupply
11/24/2020 13:14	2:57	17-2	Data is not available	Data is not available	Oversupply
11/24/2020 13:14	0:02	SSA3	0.04327	0.09300	Oversupply
11/24/2020 13:16	0:02	SSA3	0.06763	0.06900	Oversupply
11/24/2020 13:18	0:02	SSA3	0.06763	0.40700	Oversupply
11/24/2020 13:20	0:02	SSA3	0.06763	0.32100	Oversupply
11/24/2020 13:22	0:02	SSA3	0.06763	0.18100	Oversupply
11/24/2020 13:24	2:40	SSA3	4.74688	0.00900	Oversupply
11/24/2020 13:24	2:13	KWPPII	18.87107	20.70757	Oversupply
11/24/2020 15:38	0:02	KWPPII	0.02583	20.70657	Oversupply
11/24/2020 15:41	0:02	KWPPII	0.04200	20.70757	Oversupply
11/24/2020 15:44	0:20	KWPPII	0.50548	20.70757	Oversupply
11/24/2020 16:04	0:02	SSA3	0.01794	0.29300	Oversupply
11/24/2020 16:08	0:02	SSA3	0.01794	0.67800	Oversupply
11/24/2020 16:10	0:02	SSA3	0.01794	0.41500	Oversupply
11/24/2020 21:29	1:53	KWPPII	14.43796	20.67863	Oversupply
11/24/2020 23:24	0:11	KWPPII	0.28027	16.70677	Oversupply
11/25/2020 0:02	0:26	KWPPII	0.65373	4.34111	Oversupply
11/25/2020 0:27	0:01	AWE	0.01011	20.70000	Oversupply
11/25/2020 0:49	0:35	KWPPII	5.83712	17.30155	Oversupply
11/25/2020 0:51	0:28	AWE	1.26760	20.50000	Oversupply
11/25/2020 1:44	0:06	AWE	0.06626	21.00000	Oversupply
11/25/2020 2:00	0:01	AWE	0.00091	21.00000	Oversupply
11/25/2020 2:07	0:01	KWPPII	0.00672	0.78439	Oversupply
11/25/2020 2:12	1:35	AWE	8.60011	21.00000	Oversupply
11/25/2020 2:12	1:41	KWPPII	17.59492	19.73856	Oversupply
11/25/2020 3:56	3:23	KWPPII	51.45621	20.70757	Oversupply
11/25/2020 4:01	0:05	AWE	0.06039	17.50000	Oversupply
11/25/2020 4:10	1:53	AWE	12.01919	21.00000	Oversupply
11/25/2020 6:29	0:49	17-2	Data is not available	Data is not available	Oversupply
11/25/2020 6:44	0:34	SSA3	0.02398	-0.00100	Oversupply
11/25/2020 6:52	10:51	SSA2	13.75984	0.00000	System Constraint
11/25/2020 7:19	1:25	17-2	Data is not available	Data is not available	Oversupply
11/25/2020 7:20	1:19	SSA3	1.03272	0.00900	Oversupply
11/25/2020 7:21	1:22	KWPPII	3.81667	20.70757	Oversupply
11/25/2020 8:39	0:04	SSA3	0.08282	0.48100	Oversupply
11/25/2020 8:55	0:02	SSA3	0.01543	1.51600	Oversupply
11/25/2020 8:56	0:04	17-2	Data is not available	Data is not available	Oversupply
11/25/2020 8:57	0:02	SSA3	0.01543	1.10000	Oversupply
11/25/2020 8:59	0:02	SSA3	0.00543	1.00500	Oversupply
11/25/2020 9:10	0:02	17-2	Data is not available	Data is not available	Oversupply
11/25/2020 9:17	0:01	17-2	Data is not available	Data is not available	Oversupply
11/25/2020 9:57	0:04	17-2	Data is not available	Data is not available	Oversupply
11/25/2020 10:02	0:08	17-2	Data is not available	Data is not available	Oversupply
11/25/2020 10:04	0:02	SSA3	0.00942	2.23400	Oversupply
11/25/2020 10:06	0:02	SSA3	0.00942	1.43500	Oversupply
11/25/2020 10:10	0:02	SSA3	0.00942	2.28400	Oversupply
11/25/2020 10:11	0:01	17-2	Data is not available	Data is not available	Oversupply
11/25/2020 10:15	0:05	17-2	Data is not available	Data is not available	Oversupply
11/25/2020 10:16	0:02	SSA3	0.02526	0.07800	Oversupply
11/25/2020 10:28	0:09	17-2	Data is not available	Data is not available	Oversupply
11/25/2020 10:28	0:02	SSA3	0.02526	2.37800	Oversupply
11/25/2020 10:34	0:02	SSA3	0.01753	1.62300	Oversupply
11/25/2020 10:54	0:02	SSA3	0.01600	2.51800	Oversupply
11/25/2020 10:55	0:01	17-2	Data is not available	Data is not available	Oversupply
11/25/2020 10:56	0:02	SSA3	0.01600	2.52500	Oversupply
11/25/2020 10:57	0:27	17-2	Data is not available	Data is not available	Oversupply
11/25/2020 10:58	0:21	SSA3	0.67931	0.01000	Oversupply
11/25/2020 10:59	0:20	KWPPII	1.08940	13.36661	Oversupply
11/25/2020 11:21	0:02	SSA3	0.06336	0.02200	Oversupply
11/25/2020 11:21	0:03	KWPPII	0.07050	12.27884	Oversupply
11/25/2020 11:23	0:02	SSA3	0.06336	0.00000	Oversupply
11/25/2020 11:25	0:02	SSA3	0.06336	0.55900	Oversupply
11/25/2020 11:25	0:02	17-2	Data is not available	Data is not available	Oversupply
11/25/2020 11:28	0:01	17-2	Data is not available	Data is not available	Oversupply
11/25/2020 11:30	0:08	17-2	Data is not available	Data is not available	Oversupply
11/25/2020 11:31	0:02	SSA3	0.08095	0.21900	Oversupply
11/25/2020 11:33	0:02	SSA3	0.08095	1.08600	Oversupply
11/25/2020 11:35	0:02	SSA3	0.08095	0.01500	Oversupply
11/25/2020 11:37	0:02	SSA3	0.08095	-0.00300	Oversupply
11/25/2020 11:37	0:01	KWPPII	0.00777	11.93355	Oversupply
11/25/2020 11:41	0:02	SSA3	0.08095	0.19000	Oversupply
11/25/2020 11:41	0:05	17-2	Data is not available	Data is not available	Oversupply



**Maui Curtailment Report**

**November 2020**

Start Date and Time	Duration (minutes)	IPP Curtailed	Estimated Curtailed MWH	Peak MW Curtailed	Reasons for Curtailment
11/25/2020 11:42	0:04	KWPPI	0.10850	11.68606	Oversupply
11/25/2020 11:43	0:02	SSA3	0.08095	0.00300	Oversupply
11/25/2020 11:49	0:01	17-2	Data is not available	Data is not available	Oversupply
11/25/2020 11:58	0:01	17-2	Data is not available	Data is not available	Oversupply
11/25/2020 12:09	0:02	SSA3	0.02568	2.43100	Oversupply
11/25/2020 12:09	0:18	17-2	Data is not available	Data is not available	Oversupply
11/25/2020 12:11	0:16	SSA3	0.41654	0.02500	Oversupply
11/25/2020 12:11	0:16	KWPPI	1.72731	17.51611	Oversupply
11/25/2020 12:31	0:14	17-2	Data is not available	Data is not available	Oversupply
11/25/2020 12:31	0:08	SSA3	0.28993	0.34300	Oversupply
11/25/2020 12:32	0:08	KWPPI	0.28658	14.44141	Oversupply
11/25/2020 12:41	0:02	SSA3	0.07248	0.17600	Oversupply
11/25/2020 12:43	0:02	SSA3	0.07248	0.10400	Oversupply
11/25/2020 12:43	0:01	KWPPI	0.00019	11.48746	Oversupply
11/25/2020 12:51	0:02	SSA3	0.04385	0.17500	Oversupply
11/25/2020 12:51	0:15	17-2	Data is not available	Data is not available	Oversupply
11/25/2020 12:53	0:13	SSA3	0.32439	0.01900	Oversupply
11/25/2020 12:54	0:11	KWPPI	0.93012	14.99927	Oversupply
11/25/2020 13:07	0:46	17-2	Data is not available	Data is not available	Oversupply
11/25/2020 13:08	0:06	SSA3	0.17090	0.46500	Oversupply
11/25/2020 13:08	0:06	KWPPI	0.46541	16.82553	Oversupply
11/25/2020 13:14	0:02	SSA3	0.06030	0.09400	Oversupply
11/25/2020 13:16	0:06	SSA3	0.17112	0.01400	Oversupply
11/25/2020 13:16	0:06	KWPPI	0.59383	17.75861	Oversupply
11/25/2020 13:22	0:02	SSA3	0.05704	0.31100	Oversupply
11/25/2020 13:24	0:28	SSA3	0.80225	0.03600	Oversupply
11/25/2020 13:25	0:28	KWPPI	4.01400	19.65473	Oversupply
11/25/2020 13:52	0:02	SSA3	0.05432	-0.00300	Oversupply
11/25/2020 13:54	0:11	17-2	Data is not available	Data is not available	Oversupply
11/25/2020 13:54	0:10	SSA3	0.27814	0.00600	Oversupply
11/25/2020 13:55	0:10	KWPPI	0.57498	15.68886	Oversupply
11/25/2020 14:04	0:02	SSA3	0.05759	0.06200	Oversupply
11/25/2020 14:09	0:01	17-2	Data is not available	Data is not available	Oversupply
11/25/2020 14:10	0:02	SSA3	0.05759	1.27400	Oversupply
11/25/2020 14:11	0:06	17-2	Data is not available	Data is not available	Oversupply
11/25/2020 14:12	0:04	SSA3	0.11384	0.01600	Oversupply
11/25/2020 14:12	0:04	KWPPI	0.18472	15.14896	Oversupply
11/25/2020 14:20	0:02	SSA3	0.04822	0.93500	Oversupply
11/25/2020 14:21	0:03	17-2	Data is not available	Data is not available	Oversupply
11/25/2020 14:22	0:02	SSA3	0.04822	-0.00200	Oversupply
11/25/2020 14:22	0:02	KWPPI	0.03419	13.30274	Oversupply
11/25/2020 14:38	0:04	17-2	Data is not available	Data is not available	Oversupply
11/25/2020 14:38	0:02	SSA3	0.00972	2.33400	Oversupply
11/25/2020 14:40	0:02	SSA3	0.00972	0.53900	Oversupply
11/25/2020 14:48	0:36	17-2	Data is not available	Data is not available	Oversupply
11/25/2020 14:48	0:03	SSA3	0.05775	0.06100	Oversupply
11/25/2020 14:50	0:02	KWPPI	0.05334	18.98111	Oversupply
11/25/2020 14:51	0:02	SSA3	0.03850	0.00700	Oversupply
11/25/2020 14:53	0:02	SSA3	0.03850	0.11300	Oversupply
11/25/2020 14:55	0:18	SSA3	0.43882	0.03200	Oversupply
11/25/2020 14:55	0:18	KWPPI	0.98572	19.80642	Oversupply
11/25/2020 15:13	0:02	SSA3	0.05366	0.25200	Oversupply
11/25/2020 15:15	0:02	SSA3	0.02830	1.22700	Oversupply
11/25/2020 15:17	0:02	SSA3	0.02830	0.01000	Oversupply
11/25/2020 15:17	0:03	KWPPI	0.05341	19.80642	Oversupply
11/25/2020 15:19	0:02	SSA3	0.02830	0.03400	Oversupply
11/25/2020 15:21	0:02	SSA3	0.02830	0.03000	Oversupply
11/25/2020 15:21	0:01	KWPPI	0.00117	19.14577	Oversupply
11/25/2020 15:43	0:03	17-2	Data is not available	Data is not available	Oversupply
11/25/2020 15:43	0:02	SSA3	0.00342	1.77500	Oversupply
11/25/2020 21:05	0:10	KWPPI	0.47743	20.12377	Oversupply
11/25/2020 21:34	0:01	KWPPI	0.00807	20.22257	Oversupply
11/25/2020 21:39	0:06	KWPPI	0.09853	20.05192	Oversupply
11/25/2020 21:53	0:17	KWPPI	0.30927	20.09183	Oversupply
11/25/2020 22:15	0:04	KWPPI	0.07488	20.50199	Oversupply
11/25/2020 22:20	1:04	KWPPI	8.71131	20.63971	Oversupply
11/25/2020 23:50	4:11	KWPPI	55.24166	20.69260	Oversupply
11/26/2020 2:45	0:15	AWE	0.46361	20.00000	Oversupply
11/26/2020 3:01	0:03	AWE	0.08582	18.10000	Oversupply
11/26/2020 3:07	0:02	AWE	0.01880	15.40000	Oversupply
11/26/2020 3:14	0:04	AWE	0.06724	15.10000	Oversupply
11/26/2020 3:19	0:18	AWE	0.68516	18.90000	Oversupply
11/26/2020 3:40	0:02	AWE	0.02039	17.70000	Oversupply
11/26/2020 3:51	0:05	AWE	0.09223	15.60000	Oversupply
11/26/2020 4:03	1:21	KWPPI	21.14237	20.70358	Oversupply



Maui Curtailment Report

November 2020

Start Date and Time	Duration (minutes)	IPP Curtailed	Estimated Curtailed MWH	Peak MW Curtailed	Reasons for Curtailment
11/26/2020 4:55	0:23	AWE	0.70227	21.00000	Oversupply
11/26/2020 5:26	1:01	KWPPII	12.88988	20.66266	Oversupply
11/26/2020 6:28	0:27	KWPPII	1.86361	20.38923	Oversupply
11/26/2020 6:29	0:25	17-2	Data is not available	Data is not available	Oversupply
11/26/2020 6:50	10:58	SSA2	17.79629	0.00000	System Constraint
11/26/2020 7:10	0:03	17-2	Data is not available	Data is not available	Oversupply
11/26/2020 7:10	0:03	KWPPII	0.01111	20.58782	Oversupply
11/26/2020 7:11	0:02	SSA3	0.00038	0.04100	Oversupply
11/26/2020 7:21	0:01	17-2	Data is not available	Data is not available	Oversupply
11/26/2020 7:21	0:52	SSA3	0.51068	0.05900	Oversupply
11/26/2020 7:23	1:08	17-2	Data is not available	Data is not available	Oversupply
11/26/2020 7:24	0:56	KWPPII	3.93891	20.68462	Oversupply
11/26/2020 8:13	0:02	SSA3	0.03055	-0.00100	Oversupply
11/26/2020 8:15	0:04	SSA3	0.06808	0.00300	Oversupply
11/26/2020 8:19	0:02	SSA3	0.03404	0.07000	Oversupply
11/26/2020 8:21	0:02	SSA3	0.03404	0.32700	Oversupply
11/26/2020 8:23	0:06	SSA3	0.10212	0.00700	Oversupply
11/26/2020 8:25	0:02	KWPPII	0.01394	20.68163	Oversupply
11/26/2020 8:28	0:01	KWPPII	0.00586	20.48603	Oversupply
11/26/2020 8:31	0:02	SSA3	0.00249	0.91300	Oversupply
11/26/2020 8:33	0:02	17-2	Data is not available	Data is not available	Oversupply
11/26/2020 8:54	5:40	17-2	Data is not available	Data is not available	Oversupply
11/26/2020 8:54	0:02	SSA3	0.00737	1.49600	Oversupply
11/26/2020 8:56	0:02	SSA3	0.00737	0.25900	Oversupply
11/26/2020 8:58	0:02	SSA3	0.00737	1.54100	Oversupply
11/26/2020 9:00	0:02	SSA3	0.05640	0.16900	Oversupply
11/26/2020 9:01	0:25	KWPPII	1.01703	20.68262	Oversupply
11/26/2020 9:02	5:16	SSA3	10.88880	0.00700	Oversupply
11/26/2020 9:29	0:04	KWPPII	0.02532	20.68262	Oversupply
11/26/2020 9:34	0:10	KWPPII	0.29922	20.54890	Oversupply
11/26/2020 9:46	0:08	KWPPII	0.18324	20.64670	Oversupply
11/26/2020 9:57	4:21	KWPPII	41.61253	20.70757	Oversupply
11/26/2020 14:18	0:02	SSA3	0.01894	0.37400	Oversupply
11/26/2020 14:20	0:02	SSA3	0.01894	0.21400	Oversupply
11/26/2020 14:22	0:03	SSA3	0.02841	0.09700	Oversupply
11/26/2020 14:25	0:02	SSA3	0.01894	0.74100	Oversupply
11/26/2020 14:27	0:02	SSA3	0.01894	1.75300	Oversupply
11/26/2020 14:29	0:02	SSA3	0.00961	2.00700	Oversupply
11/26/2020 14:33	0:02	SSA3	0.03274	1.45800	Oversupply
11/26/2020 14:35	0:28	17-2	Data is not available	Data is not available	Oversupply
11/26/2020 14:35	0:02	SSA3	0.03274	2.37300	Oversupply
11/26/2020 14:37	0:02	SSA3	0.03274	1.12000	Oversupply
11/26/2020 14:39	0:02	SSA3	0.03274	1.26000	Oversupply
11/26/2020 14:41	0:02	SSA3	0.03274	0.00600	Oversupply
11/26/2020 14:43	0:02	SSA3	0.03274	0.90700	Oversupply
11/26/2020 14:45	0:02	SSA3	0.05501	0.89700	Oversupply
11/26/2020 14:47	0:02	SSA3	0.05501	0.16400	Oversupply
11/26/2020 14:48	0:10	KWPPII	0.19995	20.68163	Oversupply
11/26/2020 14:49	0:10	SSA3	0.27504	0.02400	Oversupply
11/26/2020 14:59	0:02	SSA3	0.03101	1.45200	Oversupply
11/26/2020 15:01	0:02	SSA3	0.00318	1.13900	Oversupply
11/26/2020 15:09	0:01	17-2	Data is not available	Data is not available	Oversupply
11/26/2020 15:17	0:16	17-2	Data is not available	Data is not available	Oversupply
11/26/2020 15:19	0:02	SSA3	0.01356	1.71900	Oversupply
11/26/2020 15:21	0:02	SSA3	0.01356	0.76300	Oversupply
11/26/2020 15:25	0:02	SSA3	0.01356	0.42400	Oversupply
11/26/2020 15:27	0:02	SSA3	0.01356	1.68200	Oversupply
11/26/2020 15:29	0:02	SSA3	0.01023	1.22800	Oversupply
11/26/2020 15:31	0:02	SSA3	0.00101	1.62000	Oversupply
11/26/2020 15:34	0:01	17-2	Data is not available	Data is not available	Oversupply
11/26/2020 15:39	0:01	17-2	Data is not available	Data is not available	Oversupply
11/26/2020 18:32	0:24	KWPPII	1.48311	20.70757	Oversupply
11/26/2020 22:49	0:45	KWPPII	2.60296	20.70757	Oversupply
11/26/2020 23:37	0:07	KWPPII	0.08820	20.70757	Oversupply
11/27/2020 0:23	0:06	KWPPII	0.03044	20.70657	Oversupply
11/27/2020 0:41	0:21	KWPPII	0.77963	20.70757	Oversupply
11/27/2020 1:03	0:01	KWPPII	0.00159	20.70757	Oversupply
11/27/2020 1:06	0:01	KWPPII	0.00137	20.70757	Oversupply
11/27/2020 1:08	0:12	KWPPII	0.40183	20.70757	Oversupply
11/27/2020 1:21	0:08	KWPPII	0.13445	20.70757	Oversupply
11/27/2020 1:30	0:01	KWPPII	0.00273	20.70757	Oversupply
11/27/2020 1:32	0:01	KWPPII	0.00437	20.70757	Oversupply
11/27/2020 1:44	3:37	KWPPII	19.23068	20.70757	Oversupply
11/27/2020 5:28	0:18	KWPPII	0.27165	20.70757	Oversupply
11/27/2020 6:51	11:03	SSA2	17.95118	0.00000	System Constraint



**Maui Curtailment Report**

**November 2020**

Start Date and Time	Duration (minutes)	IPP Curtailed	Estimated Curtailed MWH	Peak MW Curtailed	Reasons for Curtailment
11/27/2020 8:19	0:01	17-2	Data is not available	Data is not available	Oversupply
11/27/2020 8:20	0:02	SSA3	0.01386	1.09500	Oversupply
11/27/2020 8:22	5:24	17-2	Data is not available	Data is not available	Oversupply
11/27/2020 8:22	0:02	SSA3	0.01386	0.49800	Oversupply
11/27/2020 8:24	0:02	SSA3	0.01386	0.51500	Oversupply
11/27/2020 8:26	0:02	SSA3	0.01386	0.19700	Oversupply
11/27/2020 8:28	0:02	SSA3	0.01386	0.65200	Oversupply
11/27/2020 8:30	0:02	SSA3	0.04004	0.47500	Oversupply
11/27/2020 8:32	0:02	SSA3	0.04004	0.91400	Oversupply
11/27/2020 8:34	0:02	SSA3	0.04004	0.19600	Oversupply
11/27/2020 8:36	4:13	SSA3	9.14252	0.01800	Oversupply
11/27/2020 8:36	4:13	KWPll	41.10144	20.70757	Oversupply
11/27/2020 12:25	0:05	AWE	0.17809	13.60000	Oversupply
11/27/2020 12:33	0:04	AWE	0.10093	12.50000	Oversupply
11/27/2020 12:39	0:04	AWE	0.13112	14.90000	Oversupply
11/27/2020 12:49	0:02	SSA3	0.09304	0.07200	Oversupply
11/27/2020 12:51	0:52	SSA3	1.88893	-0.01400	Oversupply
11/27/2020 12:51	0:53	KWPll	4.00670	20.70757	Oversupply
11/27/2020 13:43	0:02	SSA3	0.08615	0.02700	Oversupply
11/27/2020 13:45	0:02	SSA3	0.02475	0.19400	Oversupply
11/27/2020 13:47	0:01	17-2	Data is not available	Data is not available	Oversupply
11/27/2020 13:47	0:02	SSA3	0.02475	1.06200	Oversupply
11/27/2020 13:51	0:02	SSA3	0.02475	2.67000	Oversupply
11/27/2020 13:51	0:02	17-2	Data is not available	Data is not available	Oversupply
11/27/2020 13:54	0:01	17-2	Data is not available	Data is not available	Oversupply
11/27/2020 13:56	0:01	17-2	Data is not available	Data is not available	Oversupply
11/27/2020 13:58	1:01	17-2	Data is not available	Data is not available	Oversupply
11/27/2020 14:00	0:02	SSA3	0.07514	0.07100	Oversupply
11/27/2020 14:01	0:37	KWPll	3.54985	20.70757	Oversupply
11/27/2020 14:02	0:36	SSA3	1.27230	0.00200	Oversupply
11/27/2020 14:38	0:02	SSA3	0.05139	0.66600	Oversupply
11/27/2020 14:40	0:02	SSA3	0.05139	1.32100	Oversupply
11/27/2020 14:42	0:02	SSA3	0.05139	2.01800	Oversupply
11/27/2020 14:44	0:02	SSA3	0.03739	1.07500	Oversupply
11/27/2020 14:48	0:02	SSA3	0.01922	0.25200	Oversupply
11/27/2020 14:50	0:02	SSA3	0.01922	0.84500	Oversupply
11/27/2020 14:52	0:02	SSA3	0.01922	0.77900	Oversupply
11/27/2020 14:54	0:02	SSA3	0.01922	1.92600	Oversupply
11/27/2020 15:00	0:02	17-2	Data is not available	Data is not available	Oversupply
11/27/2020 15:04	0:02	17-2	Data is not available	Data is not available	Oversupply
11/27/2020 21:39	1:30	KWPll	13.03927	20.70757	Oversupply
11/28/2020 0:44	0:44	KWPll	2.16009	20.67863	Oversupply
11/28/2020 1:29	0:02	KWPll	0.00198	20.42515	Oversupply
11/28/2020 1:35	0:02	KWPll	0.01153	20.20361	Oversupply
11/28/2020 2:00	1:51	KWPll	9.62213	20.67763	Oversupply
11/28/2020 3:53	0:12	KWPll	0.44068	20.26548	Oversupply
11/28/2020 4:28	0:27	KWPll	1.80821	20.64470	Oversupply
11/28/2020 6:51	10:54	SSA2	13.99194	0.00000	System Constraint
11/28/2020 8:25	0:02	SSA3	0.00878	1.20000	Oversupply
11/28/2020 8:25	0:02	17-2	Data is not available	Data is not available	Oversupply
11/28/2020 8:27	0:02	SSA3	0.00878	1.08800	Oversupply
11/28/2020 8:28	1:04	17-2	Data is not available	Data is not available	Oversupply
11/28/2020 8:29	0:02	SSA3	0.02078	0.21400	Oversupply
11/28/2020 8:31	0:02	SSA3	0.03873	0.05400	Oversupply
11/28/2020 8:33	0:02	SSA3	0.03873	0.55000	Oversupply
11/28/2020 8:35	0:02	SSA3	0.03873	0.02700	Oversupply
11/28/2020 8:37	0:31	SSA3	0.73869	0.01700	Oversupply
11/28/2020 8:37	0:31	KWPll	2.21885	20.70757	Oversupply
11/28/2020 9:08	0:02	SSA3	0.05385	0.11400	Oversupply
11/28/2020 9:09	0:12	KWPll	0.59619	20.47505	Oversupply
11/28/2020 9:10	0:12	SSA3	0.27590	0.05500	Oversupply
11/28/2020 9:14	0:01	AWE	0.00167	0.10000	Oversupply
11/28/2020 9:22	0:02	SSA3	0.04123	0.08300	Oversupply
11/28/2020 9:24	0:02	SSA3	0.04123	0.69000	Oversupply
11/28/2020 9:26	0:02	SSA3	0.04123	0.38700	Oversupply
11/28/2020 9:28	0:02	SSA3	0.04123	1.84300	Oversupply
11/28/2020 9:30	0:02	SSA3	0.01327	1.41500	Oversupply
11/28/2020 9:32	0:01	AWE	0.00167	0.10000	Oversupply
11/28/2020 9:36	0:01	17-2	Data is not available	Data is not available	Oversupply
11/28/2020 9:39	2:47	17-2	Data is not available	Data is not available	Oversupply
11/28/2020 9:40	0:02	SSA3	0.01327	2.08600	Oversupply
11/28/2020 9:42	1:35	SSA3	3.05809	1.23000	Oversupply
11/28/2020 9:43	1:32	KWPll	9.99180	20.69160	Oversupply
11/28/2020 11:17	0:02	SSA3	0.08029	0.24700	Oversupply
11/28/2020 11:19	0:02	SSA3	0.08029	0.49100	Oversupply





**Maui Curtailment Report**

**November 2020**

Start Date and Time	Duration (minutes)	IPP Curtailed	Estimated Curtailed MWH	Peak MW Curtailed	Reasons for Curtailment
11/28/2020 11:20	0:56	KWPPII	4.84806	20.38523	Oversupply
11/28/2020 11:21	0:58	SSA3	2.19974	0.00600	Oversupply
11/28/2020 12:17	0:02	KWPPII	0.02358	19.63876	Oversupply
11/28/2020 12:19	0:02	SSA3	0.04073	0.33200	Oversupply
11/28/2020 12:21	0:02	SSA3	0.04073	0.40100	Oversupply
11/28/2020 12:23	0:02	SSA3	0.04073	1.52100	Oversupply
11/28/2020 12:25	0:02	SSA3	0.04073	2.44600	Oversupply
11/28/2020 12:29	0:26	17-2	Data is not available	Data is not available	Oversupply
11/28/2020 12:31	0:02	SSA3	0.02979	2.00800	Oversupply
11/28/2020 12:33	0:02	SSA3	0.02979	1.75200	Oversupply
11/28/2020 12:35	0:02	SSA3	0.02979	2.44700	Oversupply
11/28/2020 12:39	0:02	SSA3	0.02979	2.78300	Oversupply
11/28/2020 12:41	0:02	SSA3	0.02979	1.75100	Oversupply
11/28/2020 12:43	0:02	SSA3	0.02979	2.55200	Oversupply
11/28/2020 12:45	0:02	SSA3	0.01061	2.13100	Oversupply
11/28/2020 12:47	0:02	SSA3	0.01061	0.89700	Oversupply
11/28/2020 12:51	0:02	SSA3	0.01061	0.74200	Oversupply
11/28/2020 12:53	0:02	SSA3	0.01061	2.10900	Oversupply
11/28/2020 13:05	0:02	SSA3	0.02456	2.43900	Oversupply
11/28/2020 13:06	0:18	17-2	Data is not available	Data is not available	Oversupply
11/28/2020 13:07	0:02	SSA3	0.02456	1.67700	Oversupply
11/28/2020 13:09	0:02	SSA3	0.02456	2.08000	Oversupply
11/28/2020 13:11	0:03	SSA3	0.03683	1.59100	Oversupply
11/28/2020 13:14	0:02	SSA3	0.02989	1.44200	Oversupply
11/28/2020 13:16	0:02	SSA3	0.03195	0.57700	Oversupply
11/28/2020 13:17	0:01	KWPPII	0.00168	19.44715	Oversupply
11/28/2020 13:18	0:02	SSA3	0.03195	0.91500	Oversupply
11/28/2020 13:20	0:02	SSA3	0.03195	1.18500	Oversupply
11/28/2020 13:22	0:02	SSA3	0.03195	2.27500	Oversupply
11/28/2020 13:25	0:03	17-2	Data is not available	Data is not available	Oversupply
11/28/2020 13:26	0:02	SSA3	0.03195	1.77100	Oversupply
11/28/2020 13:38	0:04	17-2	Data is not available	Data is not available	Oversupply
11/28/2020 13:40	0:02	SSA3	0.01207	0.01700	Oversupply
11/28/2020 13:44	0:04	17-2	Data is not available	Data is not available	Oversupply
11/28/2020 13:51	0:30	17-2	Data is not available	Data is not available	Oversupply
11/28/2020 13:52	0:02	SSA3	0.02077	2.63100	Oversupply
11/28/2020 13:54	0:02	SSA3	0.02077	0.44500	Oversupply
11/28/2020 13:56	0:02	SSA3	0.02077	2.18900	Oversupply
11/28/2020 13:58	0:02	SSA3	0.02077	2.60300	Oversupply
11/28/2020 14:00	0:02	SSA3	0.01438	2.60400	Oversupply
11/28/2020 14:02	0:02	SSA3	0.01438	0.65300	Oversupply
11/28/2020 14:04	0:02	SSA3	0.01438	2.55500	Oversupply
11/28/2020 14:08	0:02	SSA3	0.01438	2.54200	Oversupply
11/28/2020 14:12	0:02	SSA3	0.01438	2.54700	Oversupply
11/28/2020 14:14	0:02	SSA3	0.02572	0.86900	Oversupply
11/28/2020 14:18	0:02	SSA3	-0.00029	2.54700	Oversupply
11/28/2020 14:41	0:03	17-2	Data is not available	Data is not available	Oversupply
11/28/2020 14:42	0:02	SSA3	-0.00323	1.52800	Oversupply
11/28/2020 14:45	0:01	17-2	Data is not available	Data is not available	Oversupply
11/28/2020 14:48	0:11	17-2	Data is not available	Data is not available	Oversupply
11/28/2020 14:48	0:02	SSA3	0.04853	2.24600	Oversupply
11/28/2020 14:50	0:02	SSA3	0.04853	0.01400	Oversupply
11/28/2020 14:52	0:06	SSA3	0.14560	0.01400	Oversupply
11/28/2020 14:52	0:07	KWPPII	0.17431	20.56686	Oversupply
11/28/2020 14:58	0:02	SSA3	0.04853	0.01200	Oversupply
11/28/2020 15:07	0:01	17-2	Data is not available	Data is not available	Oversupply
11/28/2020 15:13	0:54	17-2	Data is not available	Data is not available	Oversupply
11/28/2020 15:15	0:02	SSA3	0.05996	1.98000	Oversupply
11/28/2020 15:17	0:44	SSA3	1.15148	0.01800	Oversupply
11/28/2020 15:17	0:43	KWPPII	4.31792	20.69160	Oversupply
11/28/2020 16:01	0:02	SSA3	0.00598	0.88600	Oversupply
11/28/2020 16:05	0:02	SSA3	0.00598	0.38400	Oversupply
11/29/2020 0:19	0:01	KWPPII	0.00312	20.41118	Oversupply
11/29/2020 0:21	0:01	KWPPII	0.00374	20.15969	Oversupply
11/29/2020 0:23	0:02	KWPPII	0.01780	20.07786	Oversupply
11/29/2020 1:45	0:04	KWPPII	0.02797	17.23369	Oversupply
11/29/2020 1:53	0:05	KWPPII	0.05691	17.58397	Oversupply
11/29/2020 1:59	0:59	KWPPII	2.37225	19.52400	Oversupply
11/29/2020 3:03	0:01	KWPPII	0.00480	17.42130	Oversupply
11/29/2020 5:35	0:02	KWPPII	0.02037	20.56886	Oversupply
11/29/2020 6:50	10:58	SSA2	16.03683	0.00000	System Constraint
11/29/2020 9:38	0:02	17-2	Data is not available	Data is not available	Oversupply
11/29/2020 9:41	0:01	17-2	Data is not available	Data is not available	Oversupply
11/29/2020 10:00	0:03	SSA3	0.00520	2.25000	Oversupply
11/29/2020 10:01	0:02	17-2	Data is not available	Data is not available	Oversupply



**Maui Curtailment Report**

**November 2020**

Start Date and Time	Duration (minutes)	IPP Curtailed	Estimated Curtailed MWH	Peak MW Curtailed	Reasons for Curtailment
11/29/2020 10:16	0:07	17-2	Data is not available	Data is not available	Oversupply
11/29/2020 10:17	0:02	SSA3	0.03465	0.01900	Oversupply
11/29/2020 10:19	0:02	SSA3	0.03465	0.01800	Oversupply
11/29/2020 10:19	0:03	KWPPII	0.03635	20.12976	Oversupply
11/29/2020 10:21	0:02	SSA3	0.03465	0.00900	Oversupply
11/29/2020 10:38	0:01	17-2	Data is not available	Data is not available	Oversupply
11/29/2020 10:40	4:23	17-2	Data is not available	Data is not available	Oversupply
11/29/2020 10:41	0:02	SSA3	0.02302	0.07000	Oversupply
11/29/2020 10:43	0:04	SSA3	0.09711	0.09500	Oversupply
11/29/2020 10:44	0:04	KWPPII	0.05145	19.71960	Oversupply
11/29/2020 10:47	0:02	SSA3	0.07409	0.06400	Oversupply
11/29/2020 10:49	3:10	SSA3	7.88108	0.00200	Oversupply
11/29/2020 10:49	3:12	KWPPII	38.10071	20.66765	Oversupply
11/29/2020 12:04	0:01	AWE	0.00167	0.10000	Oversupply
11/29/2020 12:35	0:04	AWE	0.28591	14.20000	Oversupply
11/29/2020 12:43	0:20	AWE	0.58487	20.00000	Oversupply
11/29/2020 13:08	0:01	AWE	0.00799	19.50000	Oversupply
11/29/2020 13:59	0:02	SSA3	0.07694	0.00200	Oversupply
11/29/2020 14:01	0:02	SSA3	0.07994	0.79200	Oversupply
11/29/2020 14:02	0:53	KWPPII	3.73903	20.27446	Oversupply
11/29/2020 14:03	0:02	SSA3	0.07994	0.09800	Oversupply
11/29/2020 14:05	0:50	SSA3	1.78260	0.01000	Oversupply
11/29/2020 14:55	0:02	SSA3	0.05090	0.73600	Oversupply
11/29/2020 14:57	0:02	SSA3	0.05090	2.06900	Oversupply
11/29/2020 14:59	0:02	SSA3	0.02756	2.00500	Oversupply
11/29/2020 23:29	0:11	KWPPII	0.28188	20.70757	Oversupply
11/29/2020 23:44	1:03	KWPPII	5.76973	20.65668	Oversupply
11/30/2020 0:48	0:10	KWPPII	0.13721	14.75078	Oversupply
11/30/2020 1:00	0:01	KWPPII	0.00388	13.74384	Oversupply
11/30/2020 1:05	0:21	KWPPII	1.18505	15.87547	Oversupply
11/30/2020 1:27	0:04	KWPPII	0.05927	10.83480	Oversupply
11/30/2020 1:52	0:02	KWPPII	0.01062	16.19382	Oversupply
11/30/2020 2:06	0:11	KWPPII	0.32945	17.93326	Oversupply
11/30/2020 2:34	0:02	KWPPII	0.02533	17.24566	Oversupply
11/30/2020 2:47	0:47	KWPPII	4.40434	20.47305	Oversupply
11/30/2020 3:35	0:03	KWPPII	0.02750	17.46621	Oversupply
11/30/2020 4:21	0:16	KWPPII	0.75035	19.06693	Oversupply
11/30/2020 4:38	0:03	KWPPII	0.02787	19.35235	Oversupply
11/30/2020 6:53	10:52	SSA2	18.30961	0.00000	System Constraint
11/30/2020 7:16	0:01	AWE	0.00167	0.10000	Oversupply
11/30/2020 16:38	0:01	KWPPII	0.00141	0.08483	Oversupply
<b>Total Estimated Curtailed MWh</b>			<b>5,678.828</b>		

**Notes:**

- Curtailment for Kaheawa Wind Power ("KWP"), Makila Hydroelectric ("MH"), AAAAA Rent-A-Space Maui LTD ("5A"), Strategic Alliance Group ("SAG") fka Bioreal Solar, LLC ("BS"), Auwahi Wind Energy ("AWE"), Kaheawa Wind Power II ("KWPPII") Bioreal Solar 250, LLC ("BS250"), Extra Spaces A ("ESA"), Extra Spaces B ("ESB"), SSA Solar of Hawaii 3 ("SSA3") fka South Maui Renewable Resources ("SMRR"), SSA Solar of HI 2 ("SSA2") fka Ku'ia Solar ("KS"), and Maui 17-2 ("17-2") may now be controlled by Maui Electric's Automatic Generation Control System ("AGC") or a Maui Electric operator-entered curtailment limit. The AGC curtailment control automatically calculates the amount of Maximum Allowable Variable Generation ("MAVG") that Maui Electric can accept into the Maui system, based on the system current available variable generation ("CAVG"), regulating reserve down requirement ("RRDR"), and available regulating reserve down ("ARRD"). Thus, the AGC MAVG - calculated is equal to CAVG less (RRDR less ARRD). Additionally, the AGC curtailment control allows the Maui Electric operator to enter an AGC MAVG value. The AGC curtailment control will employ the lesser of the AGC MAVG - calculated and AGC MAVG - entered values in the control logic.
- Curtailment signals sent to 5A, SAG (fka BS), BS250, ESA, ESB, SSA3 (fka SMRR), SSA2 (fka KS) and 17-2 during nighttime hours only are not recorded as curtailment events because no energy generation is possible during that time.
- The curtailment reasons have been modified to oversupply, system constraints, and facility requested, to provide continuity with HPUC Docket No. 2013-0141 Decoupling for HECO companies metrics.
- The data to calculate the Estimated Curtailed MWH and Peak MW Curtailed is not provided by 5A, SAG, BS 250, ESA, ESB, and MH
- The MH, ESA, and ESB facilities were offline for the entire month of November 2020. No curtailment events recorded.
- The Estimated Curtailed MWH and Peak MW Curtailed are calculated with information provided by AWE, KWP, KWPPII, SSA 2 (fka KS), SSA 3 (fka SMRR) and 17-2. Maui Electric does not make any representation as to its accuracy.



Lanai Curtailment Report

November 2020

Start Date and Time	Duration (h:mm)	IPP Curtailed	Estimated MWh Curtailed	Peak MW Curtailed	Reasons for Curtailment
11/2/2020 7:11	0:07	LSR	Data is not available	Data is not available	Oversupply
11/2/2020 7:35	2:18	LSR	Data is not available	Data is not available	Oversupply
11/6/2020 12:46	0:14	LSR	Data is not available	Data is not available	Oversupply
11/7/2020 10:14	0:08	LSR	Data is not available	Data is not available	Oversupply
11/16/2020 7:48	1:27	LSR	Data is not available	Data is not available	Oversupply
11/20/2020 14:01	0:28	LSR	Data is not available	Data is not available	Oversupply
11/21/2020 10:02	0:07	LSR	Data is not available	Data is not available	Oversupply
11/21/2020 10:11	0:03	LSR	Data is not available	Data is not available	Oversupply
11/21/2020 10:16	0:08	LSR	Data is not available	Data is not available	Oversupply
11/21/2020 10:25	0:02	LSR	Data is not available	Data is not available	Oversupply
11/21/2020 10:29	0:01	LSR	Data is not available	Data is not available	Oversupply
11/21/2020 11:01	0:03	LSR	Data is not available	Data is not available	Oversupply
11/21/2020 11:05	0:02	LSR	Data is not available	Data is not available	Oversupply
11/21/2020 11:08	0:05	LSR	Data is not available	Data is not available	Oversupply
11/21/2020 11:16	0:03	LSR	Data is not available	Data is not available	Oversupply
11/21/2020 11:41	0:05	LSR	Data is not available	Data is not available	Oversupply
11/21/2020 11:49	0:01	LSR	Data is not available	Data is not available	Oversupply
11/21/2020 12:16	0:01	LSR	Data is not available	Data is not available	Oversupply
11/21/2020 12:20	0:23	LSR	Data is not available	Data is not available	Oversupply
11/21/2020 12:55	0:01	LSR	Data is not available	Data is not available	Oversupply

Notes:

On June 27, 2012, Maui Electric notified LSR that although LSR has not operated in compliance with the revised ramp rate of 360 kW/minute, Maui Electric would conditionally allow LSR to operate at the allowed capacity of 1.2 MW while the Maui Electric-Lanai Diesel Operator was in the control room.

LSR possible output data is not available. Therefore, Maui Electric assumes LSR is curtailed if the LSR curtailment set point is less than 1,200 kW and LSR's output is within 70 kW of the curtailment set point.

The curtailment reasons have been modified to oversupply, system constraints, and facility requested, to provide continuity with HPUC Docket No. 2013-0141 Decoupling for HECO companies metrics.

Hawai'i Electric Light Company Curtailment Report November 2020

Start Date/Time	MW output prior to start of curtailment	End Date/Time	MW output after curtailment released <sup>1</sup>	IPP	Reason for Curtailment
11/02/20 09:22	0.0 MW	11/02/20 10:26	0.0 MW	Hawi Renew Dev	Facility Requested
11/10/20 18:59	17.9 MW	11/10/20 22:30	17.6 MW	Pakini Nui Windfarm	Facility Requested
11/12/20 20:08	19.1 MW	11/13/20 05:23	18.8 MW	Pakini Nui Windfarm	Facility Requested
11/17/20 12:22	19.1 MW	11/17/20 13:05	17.5 MW	Pakini Nui Windfarm	System Constraint
11/19/20 07:02	17.6 MW	11/19/20 07:45	17.5 MW	Pakini Nui Windfarm	System Constraint
11/19/20 13:39	17.5 MW	11/19/20 14:13	14.1 MW	Pakini Nui Windfarm	System Constraint
11/21/20 08:43	17.2 MW	11/21/20 16:52	17.3 MW	Pakini Nui Windfarm	Facility Requested
11/21/20 19:49	17.6 MW	11/23/20 05:11	16.4 MW	Pakini Nui Windfarm	Facility Requested
11/22/20 02:13	7.4 MW	11/22/20 14:01	2.8 MW	Hawi Renew Dev	System Constraint
11/23/20 07:20	17.5 MW	11/23/20 18:17	14.9 MW	Pakini Nui Windfarm	Facility Requested
11/23/20 03:03	7.1 MW	11/23/20 07:25	8.3 MW	Hawi Renew Dev	System Constraint

<sup>1</sup> The MW output values are taken soon after curtailment is released by Hawai'i Electric Light and may not reflect their full output depending on ramp rate for the facility. The wind farms generally return immediately to full available levels, whereas PGV, Wailuku, and FIT Facilities may take longer to return to scheduled or full available output levels.

SERVICE LIST  
(Docket No. 2011-0206)

DEAN NISHINA  
EXECUTIVE DIRECTOR  
DEPARTMENT OF COMMERCE AND CONSUMER AFFAIRS  
DIVISION OF CONSUMER ADVOCACY  
P.O. Box 541  
Honolulu, HI 96809

1 Copy  
Electronically Transmitted

GREGG J. KINKLEY, ESQ.  
DEPARTMENT OF THE ATTORNEY GENERAL  
425 Queen Street  
Honolulu, Hawaii 96813  
Counsel for DBEDT

1 Copy  
Electronically Transmitted

DANIEL W.S. LAWRENCE, ESQ.  
DEPARTMENT OF THE CORPORATION COUNSEL  
CITY AND COUNTY OF HONOLULU  
530 S. King Street, Room 110  
Honolulu, HI 96813  
Counsel for the CITY AND COUNTY OF HONOLULU

1 Copy  
Electronically Transmitted

JOSEPH K. KAMELAMELA  
ANGELIC M. HO  
DEPARTMENT OF THE CORPORATION COUNSEL  
COUNTY OF HAWAII  
101 Aupuni Street, Suite 325  
Hilo, HI 96720  
Counsel for the COUNTY OF HAWAII

1 Copy  
Electronically Transmitted

HENRY Q CURTIS  
VICE PRESIDENT FOR CONSUMER ISSUES  
LIFE OF THE LAND  
P.O. Box 37158  
Honolulu, HI 96837-0158

1 Copy  
Electronically Transmitted

MELISSA MIYASHIRO (9360)  
CHIEF OF STAFF  
BLUE PLANET FOUNDATION  
55 Merchant Street, 17th Floor  
Honolulu, HI 96813

1 Copy  
Electronically Transmitted

SERVICE LIST  
(Docket No. 2011-0206)

ISAAC MORIWAKE, ESQ.  
DAVID HENKIN, ESQ.  
EARTHJUSTICE  
850 Richards Street, Suite 400  
Honolulu, HI 96813-4501  
Counsel for HAWAII SOLAR ENERGY ASSOCIATION

1 Copy  
Electronically Transmitted

RICK REED  
DIRECTOR  
HAWAII SOLAR ENERGY ASSOCIATION  
761 Ahua Street  
Honolulu, HI 96819

1 Copy  
Electronically Transmitted

KENT D. MORIHARA, ESQ.  
KRIS N. NAKAGAWA, ESQ.  
LAUREN M. IMADA-LEE, ESQ.  
TANYA M. FERNANDES, ESQ.  
MoriHara Lau & Fong LLP  
841 Bishop Street, Suite 400  
Honolulu, Hawaii 96813  
Counsel for KAUAI ISLAND UTILITY COOPERATIVE

1 Copy  
Electronically Transmitted

ERIK W. KVAM  
CHIEF EXECUTIVE OFFICER  
ZERO EMISSIONS LEASING LLC  
4188-4 Keanu Street  
Honolulu, HI 96816

1 Copy  
Electronically Transmitted

SANDRA-ANN Y.H. WONG, ESQ.  
ATTORNEY AT LAW, A LAW CORPORATION  
1050 Bishop Street, #514  
Honolulu, HI 96813  
Counsel for TAWHIRI POWER LLC

1 Copy  
Electronically Transmitted

RILEY SAITO  
73-1294 Awakea Street  
Kailua-Kona, HI 96740  
For SOLAR ENERGY INDUSTRIES ASSOCIATION

1 Copy  
Electronically Transmitted

DEAN T. YAMAMOTO, ESQ.  
YAMAMOTO & SETTLE  
1100 Alakea Street, Suite 3100  
Honolulu, HI 96813  
Counsel for CASTLE & COOKE HOMES HAWAII, INC.,  
CASTLE & COOKE RESORTS, LLC and  
LANAI SUSTAINABILITY RESEARCH, LLC

1 Copy  
Electronically Transmitted

SERVICE LIST  
(Docket No. 2011-0206)

MICHAEL J. HOPPER, ESQ. DEPUTY CORPORATION COUNSEL DEPARTMENT OF THE CORPORATION COUNSEL COUNTY OF MAUI 200 S. High Street Wailuku, HI 96793 Counsel for the COUNTY OF MAUI	1 Copy Electronically Transmitted
CURTIS SEYMOUR SENIOR MANAGER, GOVERNMENT AFFAIRS SUN EDISON LLC 600 Clipper Drive Belmont, CA 94002	1 Copy Electronically Transmitted
MONA W. CLARK, ESQ. OFFICE OF THE COUNTY ATTORNEY COUNTY OF KAUAI 4444 Rice Street, Suite 200 Lihue, HI 96766-1300	1 Copy Electronically Transmitted
BRADLEY ALBERT PRESIDENT HAWAII PV COALITION P.O. Box 81501 Haiku, HI 96708	1 Copy Electronically Transmitted
HILTON H. UNEMORI ECM, INC. 130 N. Market Street Wailuku, HI 96793-1716 For SOUTH MAUI RENEWABLE RESOURCES, LLC	1 Copy Electronically Transmitted
SKY STANFIELD SHUTE, MIHALY & WEINBERGER LLP 396 Hayes Street San Francisco, CA 94102 For the INTERSTATE RENEWABLE ENERGY COUNCIL	1 Copy Electronically Transmitted
PETE COOPER SOLARCITY CORPORATION REGIONAL DIRECTOR, HAWAII 599 Kahelu Street Mililani, HI 96789	1 Copy Electronically Transmitted

SERVICE LIST  
(Docket No. 2011-0206)

ALISON SILVERSTEIN  
19213 Luedtke Lane  
Pflugerville, TX 78660

1 Copy  
Electronically Transmitted

BRENDAN KIRBY  
12011 SW Pineapple Court  
Palm City, FL 34990

1 Copy  
Electronically Transmitted



## Chun, Marisa

---

**From:** puc@hawaii.gov  
**Sent:** Thursday, December 24, 2020 8:25 AM  
**To:** Chun, Marisa  
**Subject:** Hawaii PUC eFiling Confirmation of Filing

**[This email is coming from an EXTERNAL source. Please use caution when opening attachments or links in suspicious email.]**

Your eFile document has been filed with the Hawaii Public Utilities commission on 2020 Dec 24 AM 08:24. The mere fact of filing shall not waive any failure to comply with Hawaii Administrative Rules Chapter 6-61, Rules of Practice and Procedure Before the Public Utilities Commission, or any other application requirements. Your confirmation number is MARI20082434446. If you have received this email in error please notify the Hawaii Public Utilities Commission by phone at 808 586-2020 or email at hawaii.puc@hawaii.gov.