



November 25, 2020

The Honorable Chair and Members
of the Hawai'i Public Utilities Commission
Kekuanao'a Building, First Floor
465 South King Street
Honolulu, Hawai'i 96813

Dear Commissioners:

Subject: Docket No. 2011-0206
Reliability Standards Working Group
Monthly Report

In accordance with Ordering Paragraph 3 of Order No. 30371, filed May 4, 2012 in the subject proceeding, enclosed as Exhibit A is Hawaiian Electric's¹ monthly report for October 2020 on: (1) system frequency control performance during month; (2) significant system events during month; and (3) curtailment of non-dispatchable renewable resources.

Any party to this proceeding may obtain an electronic copy of this report by emailing Marisa Chun at marisa.chun@hawaiianelectric.com.

Sincerely,

/s/ Kevin M. Katsura

Kevin M. Katsura
Director, Regulatory Non-Rate Proceedings

Enclosures

c: Service List

¹ Hawaiian Electric Company, Inc., Maui Electric Company, Limited, and Hawai'i Electric Light Company, Inc. are each doing business as "Hawaiian Electric" and have jointly registered "Hawaiian Electric" as a trade name with the State of Hawai'i Department of Commerce and Consumer Affairs, as evidenced by Certificate of Registration No. 4235929, dated December 20, 2019.

The Commission's Order No. 30371 (Docket No 2011-0206 – Relating To Various Matters in RSWG Process), filed May 4, 2012, ordered the following information for each island grid:

- (1) System frequency control performance during month:
 - a) Frequency duration plot based on the highest resolution SCADA data available for the month detailing how many seconds each power system operated at frequencies above 60 hertz and at frequencies below 60 Hz.
 - b) Tabulation of the number, magnitude and duration of frequency excursions (high and low) outside normal frequency control range (59.95 to 60.05 Hz).

The following provides information with respect to items 1a) through 1b) – (all statements are current as of the month ending October 31, 2020):

1a) Frequency duration plot based on the highest resolution SCADA data available for the month detailing how many seconds each power system operated at frequencies above 60 hertz and at frequencies below 60 Hz:

The frequency duration plots for Hawaiian Electric Company, Inc., Maui Electric Company, Limited (Maui Division) and Hawai'i Electric Light Company, Inc. based on two-second data are provided in Attachment 1, and the enclosed Excel files. Refer to the electronic files for the individual data points because the information is voluminous and does not translate well to a hard copy.

1b) Tabulation of the number, magnitude and duration of frequency excursions (high and low) outside normal frequency control range (59.95 to 60.05 Hz):

Tabulation of the number, magnitude and duration of frequency excursions outside of the frequency range of 59.95 Hz to 60.05 Hz for Hawaiian Electric Company, Inc., Maui Electric Company, Limited (Maui Division) and Hawai'i Electric Light Company, Inc are provided in Attachment 2, and the enclosed Excel files. Refer to the electronic files for the individual data points because the information is voluminous and does not translate well to a hard copy.

- (2) Significant system events during month:
 - a) Tabulation of contingency reserve activations including date and time, MW magnitude, duration, and triggering event.
 - b) Tabulation of under frequency load shed activations including date and time, triggering frequency, MW magnitude, duration, and triggering event.
 - c) Tabulation of demand response activations for system events, including date and time, MW magnitude, duration, and triggering event, (excluding demand response utilization for unit commitment deferral or system operations economics.)

The following provides information with respect to items 2a) through 2c) – (all statements are current as of the month ending October 31, 2020):

2a) Tabulation of contingency reserve activations including date and time, MW magnitude, duration, and triggering event:

Hawaiian Electric Company, Inc. contingency reserve activations are provided in Attachment 3. Maui Electric Company, Limited and Hawai'i Electric Light Company, Inc. do not operate with contingency reserve requirements.

2b) Tabulation of under frequency load shed activations including date and time, triggering frequency, MW magnitude, duration, and triggering event:

Maui Electric Company, Limited 's frequency load shed activations are provided in Attachment 4. Hawaiian Electric Company, Inc. and Hawai'i Electric Light Company, Inc. did not have any under frequency load shed activations in the month of October.

2c) Tabulation of demand response activations for system events, including date and time, MW magnitude, duration, and triggering event, (excluding demand response utilization for unit commitment deferral or system operations economics.)

Hawaiian Electric Company, Inc. did not have any demand response activations for system events for the month of September. Hawai'i Electric Light Company, Inc. currently does not have a demand response program. Maui Electric Company, Limited has implemented the Fast Demand Response pilot program on a limited basis. Hawai'i Electric Light Company, Inc. plans to use the findings of Maui Electric Company, Limited's pilot program to help in the evaluation and development of future demand response programs. Maui Electric Company, Limited executes a weekly testing protocol which measures customer participation. This program is not currently used in response to actual system events. Therefore, Attachment 5 is not being provided for this reporting period.

- (3) Curtailment of non-dispatchable renewable resources:
- (a) Tabulation of each curtailment event for each resource including the starting date and time, duration, megawatt hours curtailed, peak MW curtailed, and reason for curtailment.
 - (b) Total MWh of non-dispatchable renewable resources curtailed for the month.

The following provides information with respect to items 3a) through 3b) – (all statements are current as of the month ending October 31, 2020):

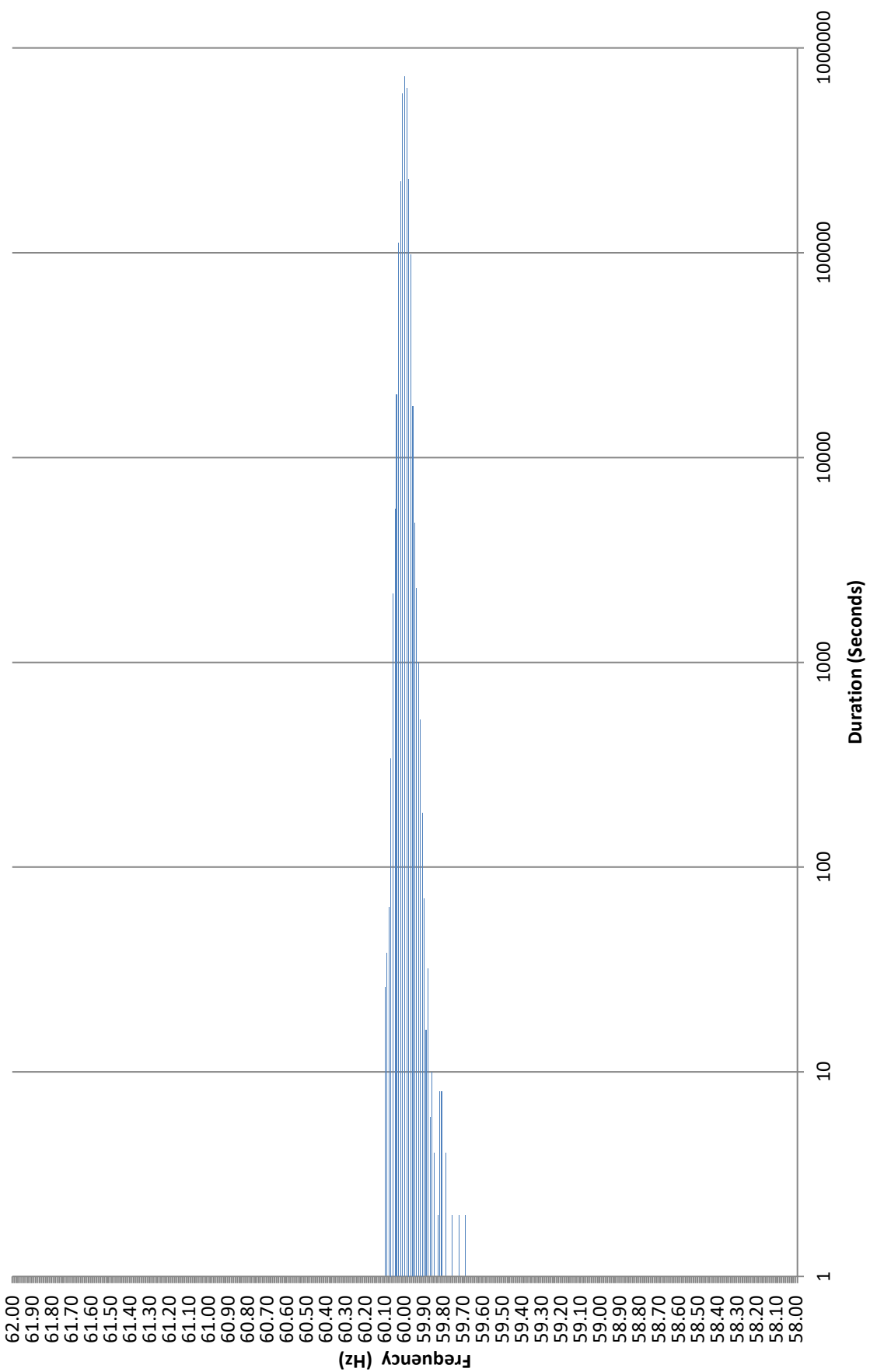
3a) Tabulation of each curtailment event for each resource including the starting date and time, duration, megawatt hours curtailed, peak MW curtailed, and reason for curtailment:

The tabulation of each curtailment event for each resource is provided in Attachment 6.

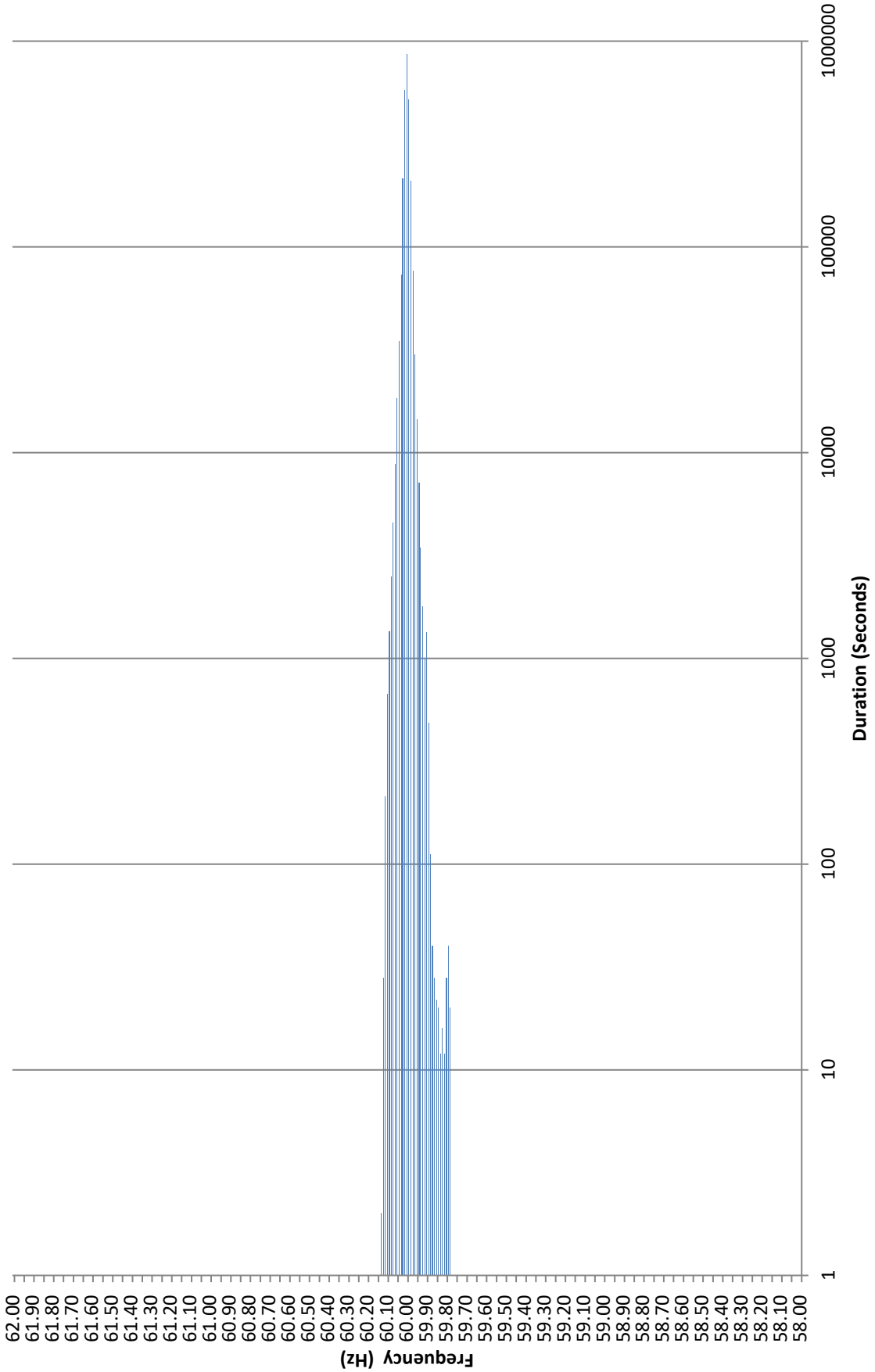
3b) Total MWh of non-dispatchable renewable resources curtailed for the month:

Curtailed MWh from non-dispatchable resources are difficult to determine due to the variability of the resource during curtailment periods. In some cases, the curtailed MWh estimates were provided by the IPPs under curtailment. The Company does not make any representations as to the accuracy of the curtailed MWh. The estimated MWh of non-dispatchable resources curtailed for the month are provided in Attachment 6, corresponding to each curtailment event.

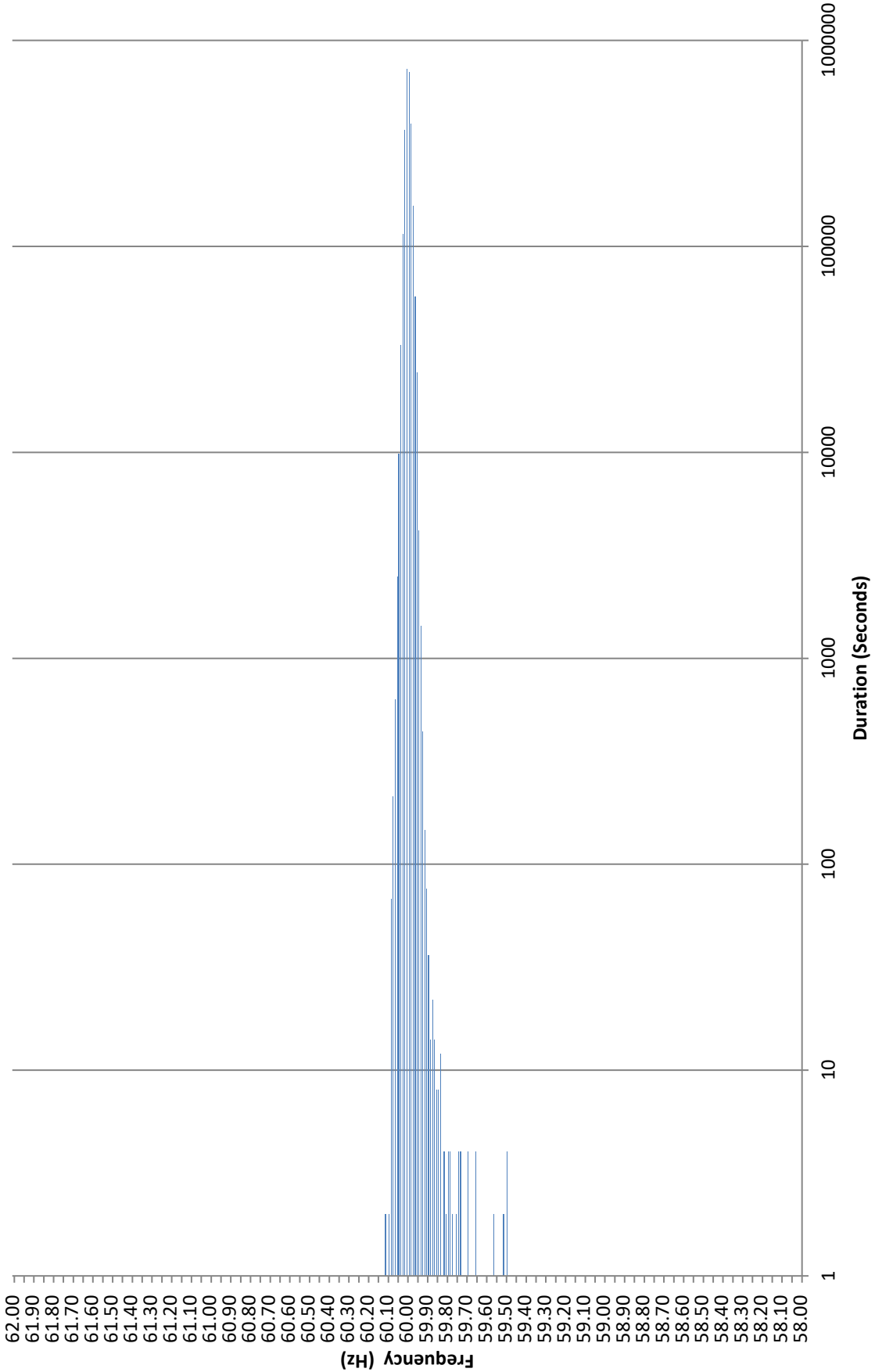
**Frequency Distribution Plot - Hawaiian Electric Company, Inc.
October 2020**



**Frequency Distribution Plot - Maui Electric Company, Limited
October 2020**



**Frequency Distribution Plot - Hawai'i Electric Light Company, Inc.
October 2020**



Hawaiian Electric Company, Inc. Frequency Excursion Statistics October 2020		
Data Rounded to the nearest	<59.95 Hz	>60.05 Hz
Number of Excursions	371	354
Maximum Duration (sec)	280	268
Maximum Deviation (Hz)	59.691	60.101
Total Duration of Excursions (sec)	5768	4416

Maui Electric Company, Limited Frequency Excursion Statistics October 2020		
	<59.95 Hz	>60.05 Hz
Number of Excursions	2736	2669
Maximum Duration (sec)	324	832
Maximum Deviation (Hz)	59.778	60.129
Total Duration of Excursions (sec)	21640	25308

Hawai'i Electric Light Company, Inc. Frequency Excursion Statistics October 2020		
	<59.95 Hz	>60.05 Hz
Number of Excursions	3535	392
Maximum Duration (sec)	88	40
Maximum Deviation (Hz)	59.491	60.106
Total Duration of Excursions (sec)	18384	1764

This page intentionally left blank.

Hawaiian Electric Company, Inc. Curtailment Report October 2020

Start Date/Time	Curtailment Set Point	MW output prior to start of curtailment	End Date/Time	MW output after curtailment released	Estimated MWh of curtailed energy during event (1)	IPP/Facility	Reason for Curtailment
10/02/20 05:44	0.0	0.00	10/02/20 17:18	0	*	Waianae	System Constraints
10/02/20 05:47	0.0	0.00	10/02/20 07:16	0	*	Aloha1	System Constraints
10/02/20 05:52	0.0	0.00	10/02/20 10:59	0	*	North	System Constraints
10/02/20 05:52	0.0	0.00	10/02/20 11:00	0	*	South	System Constraints
10/02/20 06:19	0.0	0.00	10/02/20 08:22	0	*	KWMakai	System Constraints
10/02/20 06:23	0.0	0.00	10/02/20 08:07	0	*	KSMakai	System Constraints
10/02/20 06:37	0.0	0.00	10/02/20 08:23	0	*	KWF	System Constraints
10/02/20 12:15	Various	-7.02	10/02/20 13:37	-2.21	*	KSMakai	System Constraints
10/03/20 12:44	22.5	0.00	10/06/20 00:03	1.14	*	KWF	Facility Requested
10/02/20 14:58	0.0	1.00	10/02/20 15:33	0	*	KWMakai	System Constraints
10/02/20 15:00	0.0	1.00	10/02/20 15:34	0	*	KSMakai	System Constraints
10/02/20 15:01	0.0	0.00	10/03/20 12:44	0	*	KWF	System Constraints
10/02/20 16:16	0.0	0.00	10/02/20 17:24	0	*	North	System Constraints
10/02/20 16:16	0.0	0.00	10/02/20 17:25	0	*	South	System Constraints
10/02/20 16:18	0.2	0.00	10/02/20 17:17	0	*	KWMauka	System Constraints
10/02/20 16:20	0.1	0.00	10/02/20 17:21	0	*	KSMauka	System Constraints
10/02/20 16:40	0.0	0.00	10/02/20 17:23	0	*	Aloha1	System Constraints
10/04/20 10:20	0.0	22.20	10/04/20 12:43	0	*	KSMauka	Oversupply
10/05/20 10:09	Various	-10.39	10/05/20 12:49	0.053	*	KSMakai	System Constraints
10/06/20 06:13	0.0	0.00	10/06/20 06:39	0	*	North	System Constraints
10/06/20 06:13	0.0	0.00	10/06/20 06:40	0	*	South	System Constraints
10/06/20 09:04	Various	-7.33	10/06/20 09:59	-7.67	*	KSMakai	System Constraints
10/06/20 16:40	0.0	0.00	10/06/20 18:00	0	*	North	System Constraints
10/06/20 16:41	0.0	0.00	10/06/20 18:00	0	*	South	System Constraints
10/06/20 16:43	2.8	0.00	10/06/20 17:57	0	*	KWMauka	System Constraints
10/06/20 16:46	3.5	0.00	10/06/20 17:58	0	*	KSMauka	System Constraints
10/07/20 19:53	0.0	-0.13	10/07/20 19:56	-0.07	0.00	WestL	Facility Requested
10/08/20 05:31	0.0	-0.02	10/08/20 06:24	0	*	North	System Constraints
10/08/20 05:32	0.0	0.00	10/08/20 06:25	0	*	South	System Constraints
10/08/20 05:59	0.0	0.40	10/08/20 06:56	0	*	Waipio	Facility Requested
10/08/20 14:26	0.0	2.90	10/08/20 15:00	0	*	North	System Constraints
10/08/20 14:27	0.0	0.40	10/08/20 15:00	0	*	South	System Constraints
10/08/20 14:29	0.0	19.80	10/08/20 14:57	0	*	KWMauka	System Constraints
10/08/20 14:31	0.0	27.20	10/08/20 14:55	0	*	KSMauka	System Constraints
10/08/20 14:31	0.0	-16.87	10/08/20 14:54	-1.28	*	KSMakai	System Constraints
10/09/20 06:36	0.0	0.00	10/09/20 07:29	0	*	North	System Constraints
10/09/20 06:42	0.0	0.00	10/09/20 07:30	0	*	South	System Constraints
10/09/20 15:34	0.0	3.00	10/09/20 16:32	0	*	North	System Constraints
10/09/20 15:36	0.0	1.00	10/09/20 16:33	0	*	South	System Constraints
10/09/20 15:38	0.0	4.60	10/09/20 16:24	0	*	KWMauka	System Constraints
10/09/20 15:40	0.0	16.90	10/09/20 16:23	0	*	KSMauka	System Constraints
10/09/20 18:54	0.0	-0.11	10/09/20 18:59	-0.06	0.00	WestL	Facility Requested
10/10/20 06:46	0.0	0.09	10/11/20 00:15	0	*	KLS2	System Constraints
10/11/20 09:01	0.0	3.50	10/11/20 10:02	0	*	KWMakai	System Constraints
10/11/20 09:02	0.0	2.60	10/11/20 10:03	0	*	KWF	System Constraints
10/11/20 09:07	0.0	15.10	10/11/20 09:55	0	*	KSMakai	System Constraints
10/11/20 10:47	0.0	0.61	10/11/20 11:20	0	*	KWMakai	System Constraints
10/11/20 10:49	0.0	5.60	10/11/20 11:17	0	*	KWF	System Constraints
10/11/20 10:51	0.0	16.80	10/11/20 11:13	0	*	KSMakai	System Constraints
10/13/20 06:38	0.0	0.00	10/13/20 06:50	0	*	North	System Constraints
10/13/20 06:39	0.0	0.00	10/13/20 06:51	0	*	South	System Constraints
10/13/20 14:17	0.0	14.40	10/13/20 14:48	0	*	KWMauka	System Constraints
10/13/20 14:19	0.0	1.20	10/13/20 14:50	0	*	South	System Constraints
10/13/20 14:19	0.0	3.80	10/13/20 14:50	0	*	North	System Constraints
10/13/20 14:23	0.0	20.20	10/13/20 14:58	0	*	KSMauka	System Constraints
10/14/20 06:28	0.0	0.00	10/14/20 07:04	0	*	North	System Constraints
10/14/20 06:29	0.0	0.00	10/14/20 07:04	0	*	South	System Constraints
10/14/20 14:32	0.0	0.60	10/14/20 16:22	0	*	KWMauka	System Constraints
10/14/20 14:34	0.0	0.60	10/14/20 16:23	0	*	North	System Constraints
10/14/20 14:35	0.0	0.20	10/14/20 16:24	0	*	South	System Constraints
10/14/20 14:37	0.0	11.10	10/14/20 16:26	0	*	KSMauka	System Constraints

Hawaiian Electric Company, Inc. Curtailment Report October 2020

Start Date/Time	Curtailment Set Point	MW output prior to start of curtailment	End Date/Time	MW output after curtailment released	Estimated MWh of curtailed energy during event (1)	IPP/Facility	Reason for Curtailment
10/14/20 16:57	0.0	2.93	10/14/20 17:24	0	*	Waipio	Facility Requested
10/15/20 07:48	0.0	0.00	10/15/20 08:16	0	*	Waipio	Facility Requested
10/15/20 06:56	0.0	0.00	10/15/20 07:29	0	*	Aloha1	System Constraints
10/15/20 06:56	0.0	0.00	10/15/20 07:29	0	*	Waianae	System Constraints
10/15/20 14:03	0.0	27.50	10/15/20 14:42	0	*	Waianae	System Constraints
10/15/20 14:06	0.0	3.90	10/15/20 14:43	0	*	Aloha1	System Constraints
10/16/20 06:33	0.0	0.00	10/16/20 07:01	0	*	North	System Constraints
10/16/20 06:33	1.0	0.00	10/16/20 07:02	0	*	South	System Constraints
10/16/20 12:54	Various	24.03	10/16/20 13:42	9.73	*	Waipio	System Constraints
10/16/20 15:27	0.0	0.10	10/16/20 15:53	0	*	KWMauka	System Constraints
10/16/20 15:28	0.0	0.40	10/16/20 15:55	0	*	South	System Constraints
10/16/20 15:28	0.0	1.10	10/16/20 15:55	0	*	North	System Constraints
10/16/20 15:30	0.0	-1.70	10/16/20 15:57	0	*	KSMauka	System Constraints
10/17/20 05:39	0.0	0.00	10/17/20 05:51	0	*	Waianae	System Constraints
10/17/20 05:40	0.0	0.00	10/17/20 05:49	0	*	Aloha1	System Constraints
10/17/20 18:08	0.0	0.00	10/17/20 18:58	0	*	Waianae	System Constraints
10/17/20 18:12	0.0	0.00	10/17/20 18:56	0	*	Aloha1	System Constraints
10/19/20 06:02	0.0	1.90	10/19/20 16:32	0	*	KWMakai	System Constraints
10/20/20 10:11	Various	5.74	10/20/20 12:47	9.97	*	Waipio	System Constraints
10/20/20 21:16	0.0	0.00	10/21/20 06:11	0	0.00	WestL	Facility Requested
10/21/20 20:57	0.0	0.00	10/22/20 06:25	0	0.00	WestL	Facility Requested
10/22/20 08:14	0.0	3.70	10/22/20 08:23	0	0.28	WestL	Facility Requested
10/22/20 17:58	0.0	0.00	10/23/20 07:39	0	0.72	WestL	Facility Requested
10/23/20 17:49	0.0	0.00	10/24/20 07:18	0	5.29	WestL	Facility Requested
10/24/20 18:40	0.0	0.00	10/25/20 06:19	0	0.00	WestL	Facility Requested
10/26/20 05:02	0.0	0.00	10/27/20 12:01	0	*	Waianae	System Constraints
10/26/20 05:10	0.0	0.00	10/26/20 08:13	0	*	Aloha1	System Constraints
10/26/20 05:33	0.0	0.00	10/26/20 16:27	0	*	MFO	System Constraints
10/26/20 05:45	0.0	0.00	10/26/20 16:22	0	*	KWF	System Constraints
10/26/20 05:55	0.0	0.00	10/26/20 16:24	0	*	KWMakai	System Constraints
10/26/20 05:56	0.0	-0.27	10/26/20 06:28	0	*	KWMauka	System Constraints
10/26/20 06:00	0.0	0.00	10/26/20 16:26	0	*	KSMakai	System Constraints
10/26/20 06:02	0.0	0.11	10/26/20 06:20	0	*	KSMauka	System Constraints
10/26/20 16:12	0.0	2.40	10/26/20 16:26	0	*	KSMauka	System Constraints
10/26/20 16:13	0.0	0.90	10/26/20 16:24	0	*	KWMauka	System Constraints
10/26/20 16:37	0.0	0.00	10/27/20 04:52	0	*	Aloha1	System Constraints
10/27/20 04:23	0.0	0.00	10/27/20 04:40	0	*	KWF	Facility Requested
10/27/20 06:56	0.0	0.00	10/27/20 15:05	0	*	MFO	System Constraints
10/27/20 06:59	0.0	0.20	10/27/20 15:14	0	*	KWF	System Constraints
10/27/20 07:02	0.0	0.00	10/27/20 15:00	0	*	KWMakai	System Constraints
10/27/20 07:08	0.0	0.30	10/27/20 08:56	0	*	KWMauka	System Constraints
10/27/20 07:10	0.0	0.10	10/27/20 15:04	0	*	KSMakai	System Constraints
10/27/20 07:11	0.0	0.10	10/27/20 08:48	0	*	KSMauka	System Constraints
10/27/20 13:58	0.0	0.20	10/27/20 15:01	0	*	KWMauka	System Constraints
10/27/20 14:03	0.0	-4.30	10/27/20 15:04	0	*	KSMauka	System Constraints
10/27/20 15:14	15.0	-0.78	10/28/20 06:25	-0.18	*	KWF	Facility Requested
10/28/20 06:17	0.0	0.00	10/28/20 15:51	0	*	KWMakai	System Constraints
10/28/20 06:17	0.0	0.00	10/28/20 07:04	0	*	KWMauka	System Constraints
10/28/20 06:21	0.0	0.00	10/28/20 07:02	0	*	KSMauka	System Constraints
10/28/20 06:21	0.0	0.00	10/28/20 15:53	0	*	KSMakai	System Constraints
10/28/20 06:25	0.0	0.00	10/28/20 15:56	0	*	KWF	System Constraints
10/28/20 06:45	0.0	0.00	10/28/20 15:55	0	*	MFO	System Constraints
10/28/20 12:25	Various	12.69	10/28/20 12:38	6.45	*	Lani	System Constraints
10/28/20 15:41	0.0	0.20	10/28/20 15:51	0	*	KWMauka	System Constraints
10/28/20 15:42	0.0	0.00	10/28/20 15:53	0	*	KSMauka	System Constraints
10/28/20 15:41	0.0	-0.27	10/28/20 15:51	0	*	KWMauka	System Constraints
10/29/20 06:32	0.0	0.00	10/29/20 15:23	0	*	MFO	System Constraints
10/29/20 06:39	0.0	0.00	10/30/20 06:51	0	*	KWMakai	System Constraints
10/29/20 06:40	0.0	0.30	10/29/20 07:06	0	*	KWMauka	System Constraints
10/29/20 06:41	0.0	0.60	10/29/20 14:58	0	*	KWF	System Constraints
10/29/20 06:46	0.0	0.00	10/29/20 14:49	0	*	KSMakai	System Constraints
10/29/20 06:47	0.0	0.00	10/29/20 07:03	0	*	KSMauka	System Constraints
10/29/20 11:15	0.0	12.40	10/29/20 11:33	0.02	*	Lani	System Constraints
10/29/20 14:34	0.0	-18.30	10/29/20 14:49	0	*	KSMauka	System Constraints

Hawaiian Electric Company, Inc. Curtailment Report October 2020

Start Date/Time	Curtailment Set Point	MW output prior to start of curtailment	End Date/Time	MW output after curtailment released	Estimated MWh of curtailed energy during event (1)	IPP/Facility	Reason for Curtailment
10/30/20 06:30	0.0	0.00	10/30/20 14:56	0	*	MFO	System Constraints
10/30/20 06:36	0.0	3.10	10/30/20 14:57	0	*	KWF	System Constraints
10/30/20 06:40	0.0	4.50	10/30/20 07:22	0	*	KWMauka	System Constraints
10/30/20 06:52	0.0	0.00	10/30/20 07:54	0	*	KWMakai	System Constraints
10/30/20 06:45	0.0	0.00	10/30/20 14:47	0	*	KSMakai	System Constraints
10/30/20 06:45	0.0	0.00	10/30/20 07:09	0	*	KSMauka	System Constraints
10/30/20 14:36	0.0	16.60	10/30/20 14:47	0.14	*	KSMauka	System Constraints
10/30/20 14:49	0.0	17.80	10/30/20 14:51	10.36	*	KWMauka	System Constraints

Aloha1 = Aloha Solar Energy Fund I
Aloha2 = Aloha Solar Energy Fund II
KLS2 = Kalaeloa Solar Two
KREP = Kalaeloa Renewable Energy Partners
KWF = Kahuku Wind Power
Lani = Lanikuhana Solar
MFO = Mauka FIT One Solar
KSMakai = Kawaiiloa Solar Makai
KSMauka = Kawaiiloa Solar Mauka
KWMakai = Kawaiiloa Wind Makai
KWMauka = Kawaiiloa Wind Mauka
North = Waihonu North
South = Waihonu South
Waianae = EE Waianae Solar Project
Waipio = Waipio PV
WestL = West Loch PV

(1) The estimated MWh of energy curtailed during the event is supplied by IPP, and HECO does not make any representations as to its accuracy.

* Data has not been provided by IPP.



Maui Curtailment Report

October 2020

Start Date and Time	Duration (minutes)	IPP Curtailed	Estimated Curtailed MWH	Peak MW Curtailed	Reasons for Curtailment
10/1/2020 10:54	0:34	KWP	1.89498	7.45572	Oversupply
10/1/2020 10:55	0:03	AWE	0.03653	7.30000	Oversupply
10/1/2020 11:29	0:06	KWP	0.11205	5.93584	Oversupply
10/1/2020 11:51	0:06	KWP	0.07384	7.62438	Oversupply
10/1/2020 19:49	0:01	KWP	0.00069	0.13187	Oversupply
10/1/2020 19:49	0:02	KWP	0.00047	0.02395	Oversupply
10/2/2020 8:19	0:01	AWE	0.00167	0.10000	Oversupply
10/2/2020 10:06	0:01	KWP	0.00103	0.06187	Oversupply
10/3/2020 8:28	0:01	KWP	0.00012	0.00699	Oversupply
10/3/2020 9:11	0:02	AWE	0.02381	21.00000	Oversupply
10/3/2020 9:18	0:04	AWE	0.00613	21.00000	Oversupply
10/3/2020 9:23	0:09	AWE	0.19189	21.00000	Oversupply
10/3/2020 9:33	3:54	AWE	14.14206	21.00000	Oversupply
10/3/2020 9:37	0:09	KWP	0.03650	0.34829	Oversupply
10/3/2020 10:45	1:08	KWP	1.64077	2.93998	Oversupply
10/3/2020 12:00	0:34	KWP	0.22938	0.68959	Oversupply
10/3/2020 12:38	0:53	KWP	0.63869	1.45302	Oversupply
10/3/2020 13:28	0:03	AWE	0.04749	20.30000	Oversupply
10/3/2020 13:32	0:02	AWE	0.02259	20.40000	Oversupply
10/3/2020 13:32	0:02	KWP	0.00425	0.20658	Oversupply
10/3/2020 13:36	0:05	KWP	0.01019	0.29639	Oversupply
10/3/2020 13:38	0:01	AWE	0.00692	19.80000	Oversupply
10/3/2020 13:40	0:01	AWE	0.00109	19.60000	Oversupply
10/3/2020 13:42	0:01	KWP	0.00333	0.43710	Oversupply
10/3/2020 13:45	0:03	KWP	0.01345	0.59179	Oversupply
10/3/2020 13:46	0:01	AWE	0.00094	20.90000	Oversupply
10/3/2020 13:50	0:01	KWP	0.00198	0.87421	Oversupply
10/3/2020 14:09	0:03	AWE	0.04316	18.40000	Oversupply
10/3/2020 14:09	0:11	KWP	0.18169	1.64663	Oversupply
10/3/2020 14:13	0:01	AWE	0.01506	17.60000	Oversupply
10/3/2020 14:15	0:01	AWE	0.00343	17.60000	Oversupply
10/3/2020 14:19	0:01	AWE	0.00382	18.30000	Oversupply
10/3/2020 14:21	0:01	KWP	0.01019	1.07779	Oversupply
10/3/2020 14:23	0:04	KWP	0.02028	1.22449	Oversupply
10/3/2020 19:13	0:01	AWE	0.00333	0.20000	Oversupply
10/3/2020 19:39	0:07	KWP	0.14846	16.20979	Oversupply
10/3/2020 19:51	0:06	KWP	0.10022	17.28658	Oversupply
10/3/2020 19:59	1:07	KWP	6.00524	19.13380	Oversupply
10/3/2020 21:41	0:02	KWP	0.01471	19.12082	Oversupply
10/3/2020 21:49	0:09	KWP	0.12694	19.20765	Oversupply
10/3/2020 22:00	2:18	KWP	13.36675	19.17771	Oversupply
10/4/2020 0:20	0:01	KWP	0.00253	11.42060	Oversupply
10/4/2020 0:22	0:40	KWP	4.59300	15.52818	Oversupply
10/4/2020 0:44	0:13	AWE	0.71965	16.00000	Oversupply
10/4/2020 2:15	0:39	KWP	4.91328	15.94932	Oversupply
10/4/2020 2:42	0:03	AWE	0.01768	6.00000	Oversupply
10/4/2020 2:55	1:14	KWP	11.56354	15.89244	Oversupply
10/4/2020 3:52	0:02	KWP	0.00527	26.18901	Oversupply
10/4/2020 4:12	2:11	KWP	29.93559	17.60892	Oversupply
10/4/2020 4:17	0:04	AWE	0.06695	1.80000	Oversupply
10/4/2020 4:25	0:04	AWE	0.04053	2.90000	Oversupply
10/4/2020 4:31	0:02	AWE	0.01650	3.80000	Oversupply
10/4/2020 4:38	0:02	AWE	0.01302	6.90000	Oversupply
10/4/2020 4:41	0:47	AWE	4.32110	11.30000	Oversupply
10/4/2020 5:29	0:47	AWE	2.92912	15.90000	Oversupply
10/4/2020 6:17	0:01	AWE	0.00366	11.60000	Oversupply
10/4/2020 6:25	7:58	KWP	80.89556	18.05102	Oversupply
10/4/2020 7:05	0:01	AWE	0.00488	12.20000	Oversupply
10/4/2020 7:08	0:53	AWE	3.22069	21.00000	Oversupply
10/4/2020 8:03	0:06	AWE	0.08775	21.00000	Oversupply
10/4/2020 8:10	6:02	AWE	69.22440	21.00000	Oversupply
10/4/2020 9:34	0:01	KWP	0.00088	10.47033	Oversupply
10/4/2020 9:38	0:02	KWP	0.00176	9.67912	Oversupply
10/4/2020 9:44	0:01	KWP	0.00088	8.09670	Oversupply
10/4/2020 9:51	0:01	KWP	0.00088	7.56923	Oversupply
10/4/2020 10:01	0:02	KWP	0.00176	6.98901	Oversupply
10/4/2020 10:10	0:01	KWP	0.00088	4.03516	Oversupply
10/4/2020 10:45	0:01	KWP	0.00352	8.09670	Oversupply
10/4/2020 10:51	0:01	KWP	0.00580	9.25714	Oversupply
10/4/2020 11:06	0:01	KWP	0.00088	10.25934	Oversupply
10/4/2020 11:18	0:02	KWP	0.00352	6.61978	Oversupply
10/4/2020 14:13	0:06	AWE	0.09804	20.00000	Oversupply
10/4/2020 14:25	0:15	KWP	1.03373	16.52814	Oversupply
10/4/2020 14:44	0:03	KWP	0.02938	16.36347	Oversupply
10/4/2020 14:48	0:03	KWP	0.03729	15.69584	Oversupply



Maui Curtailment Report

October 2020

Start Date and Time	Duration (minutes)	IPP Curtailed	Estimated Curtailed MWH	Peak MW Curtailed	Reasons for Curtailment
10/4/2020 14:53	0:01	KWPPII	0.00582	14.90945	Oversupply
10/4/2020 14:55	0:02	KWPPII	0.01086	15.09507	Oversupply
10/4/2020 15:00	0:01	KWPPII	0.00076	15.37650	Oversupply
10/4/2020 15:19	0:01	KWPPII	0.02769	14.08514	Oversupply
10/4/2020 15:22	1:01	KWPPII	6.66077	19.21064	Oversupply
10/4/2020 16:26	0:01	KWPPII	0.00239	18.32446	Oversupply
10/4/2020 19:38	0:01	KWPPII	0.00011	19.21064	Oversupply
10/4/2020 21:45	0:25	KWPPII	2.22544	19.21064	Oversupply
10/4/2020 23:32	0:01	KWPPII	0.00089	19.11683	Oversupply
10/4/2020 23:35	2:05	KWPPII	22.82246	19.20565	Oversupply
10/5/2020 1:15	0:21	AWE	1.32174	12.90000	Oversupply
10/5/2020 1:41	0:39	KWPPII	10.60490	18.72164	Oversupply
10/5/2020 1:51	0:23	AWE	1.85273	14.80000	Oversupply
10/5/2020 2:15	0:01	AWE	0.00060	9.20000	Oversupply
10/5/2020 2:22	3:08	KWPPII	29.90287	18.96614	Oversupply
10/5/2020 5:31	0:03	KWPPII	0.01952	18.99508	Oversupply
10/5/2020 5:35	0:01	KWPPII	0.00424	18.72963	Oversupply
10/5/2020 5:41	0:01	AWE	0.00333	0.20000	Oversupply
10/5/2020 5:42	0:01	KWPPII	0.00648	17.88037	Oversupply
10/5/2020 5:44	0:12	KWPPII	0.17377	17.97417	Oversupply
10/5/2020 6:00	1:47	KWPPII	11.62209	18.77753	Oversupply
10/5/2020 6:22	1:25	SSA3	0.49065	0.00200	Oversupply
10/5/2020 6:30	1:16	SSA2	0.24527	-0.00100	Oversupply
10/5/2020 7:19	0:01	AWE	0.00593	20.60000	Oversupply
10/5/2020 7:21	0:02	AWE	0.01381	20.80000	Oversupply
10/5/2020 7:48	0:02	SSA2	0.00589	0.38500	Oversupply
10/5/2020 7:49	0:02	SSA3	0.00837	0.62300	Oversupply
10/5/2020 8:02	0:04	SSA2	0.04587	0.17700	Oversupply
10/5/2020 8:03	0:05	KWPPII	0.07049	17.60792	Oversupply
10/5/2020 8:03	0:04	SSA3	0.07395	0.00700	Oversupply
10/5/2020 8:06	0:02	SSA2	0.02265	0.00400	Oversupply
10/5/2020 8:07	0:02	SSA3	0.03667	-0.00200	Oversupply
10/5/2020 8:08	0:02	SSA2	0.02284	0.11000	Oversupply
10/5/2020 8:09	0:02	SSA3	0.03697	0.00600	Oversupply
10/5/2020 8:10	0:15	KWPPII	0.74860	17.58597	Oversupply
10/5/2020 8:10	0:14	SSA2	0.19908	0.00300	Oversupply
10/5/2020 8:11	0:14	SSA3	0.31501	-0.00100	Oversupply
10/5/2020 8:24	0:02	SSA2	0.03209	0.05900	Oversupply
10/5/2020 8:25	0:02	SSA3	0.04807	0.03200	Oversupply
10/5/2020 8:26	5:20	SSA2	12.97577	-0.00100	Oversupply
10/5/2020 8:27	5:21	KWPPII	53.12117	16.71176	Oversupply
10/5/2020 8:27	5:25	SSA3	13.84258	0.00000	Oversupply
10/5/2020 9:34	2:42	AWE	16.66977	20.80000	Oversupply
10/5/2020 12:17	0:52	AWE	2.22203	21.00000	Oversupply
10/5/2020 13:47	0:02	SSA2	0.08584	-0.00100	Oversupply
10/5/2020 13:49	0:03	KWPPII	0.09728	11.05635	Oversupply
10/5/2020 13:49	0:02	SSA2	0.08584	-0.00100	Oversupply
10/5/2020 13:51	0:02	SSA2	0.08584	-0.00100	Oversupply
10/5/2020 13:52	0:02	SSA3	0.05603	0.00000	Oversupply
10/5/2020 13:53	0:03	KWPPII	0.00891	8.54250	Oversupply
10/5/2020 13:53	0:02	SSA2	0.08513	0.07000	Oversupply
10/5/2020 13:54	0:02	SSA3	0.05557	0.00600	Oversupply
10/5/2020 13:55	0:02	SSA2	0.08584	0.00000	Oversupply
10/5/2020 13:56	0:02	SSA3	0.05557	0.07800	Oversupply
10/5/2020 13:57	0:02	SSA2	0.08584	0.28200	Oversupply
10/5/2020 13:58	0:02	SSA3	0.03317	0.76200	Oversupply
10/5/2020 13:59	0:02	SSA2	0.04558	1.37800	Oversupply
10/5/2020 14:00	0:02	SSA3	0.01047	0.98600	Oversupply
10/5/2020 14:01	0:02	SSA2	0.02117	0.88700	Oversupply
10/5/2020 14:02	0:02	SSA3	0.01047	0.81600	Oversupply
10/5/2020 14:03	0:02	SSA2	0.02100	0.61000	Oversupply
10/5/2020 14:27	0:02	SSA2	0.00553	2.84400	Oversupply
10/5/2020 14:28	0:02	SSA3	-0.00399	0.93700	Oversupply
10/5/2020 14:29	0:02	SSA2	0.00360	1.40000	Oversupply
10/5/2020 15:15	0:02	SSA2	0.00062	2.52900	Oversupply
10/6/2020 1:41	0:04	KWPPII	0.03710	6.91483	Oversupply
10/6/2020 1:59	0:09	AWE	0.11886	17.40000	Oversupply
10/6/2020 2:28	0:02	AWE	0.01175	16.80000	Oversupply
10/6/2020 2:31	0:03	AWE	0.03162	16.50000	Oversupply
10/6/2020 2:36	0:02	AWE	0.00443	15.40000	Oversupply
10/6/2020 2:37	0:01	KWPPII	0.00108	0.06487	Oversupply
10/6/2020 2:43	0:01	AWE	0.00449	16.40000	Oversupply
10/6/2020 2:43	0:01	KWPPII	0.00143	0.08582	Oversupply
10/6/2020 5:01	0:36	KWPPII	1.70308	9.62827	Oversupply
10/6/2020 8:39	0:02	SSA3	0.01007	1.64400	Oversupply



Maui Curtailment Report

October 2020

Start Date and Time	Duration (minutes)	IPP Curtailed	Estimated Curtailed MWH	Peak MW Curtailed	Reasons for Curtailment
10/6/2020 8:40	0:02	SSA2	0.00860	0.99500	Oversupply
10/6/2020 8:41	0:02	SSA3	0.00999	0.66600	Oversupply
10/6/2020 8:42	0:02	SSA2	0.00867	0.98800	Oversupply
10/6/2020 8:43	0:02	SSA3	0.01203	0.64100	Oversupply
10/6/2020 8:44	0:02	SSA2	0.02066	0.57700	Oversupply
10/6/2020 8:45	0:02	SSA3	0.04242	0.62300	Oversupply
10/6/2020 8:46	0:02	SSA2	0.03772	0.33700	Oversupply
10/6/2020 8:47	0:04	SSA3	0.08414	0.09800	Oversupply
10/6/2020 8:48	0:03	AWE	0.04157	19.50000	Oversupply
10/6/2020 8:48	0:04	SSA2	0.07451	0.01800	Oversupply
10/6/2020 8:51	0:02	SSA3	0.04242	0.10200	Oversupply
10/6/2020 8:52	0:02	SSA2	0.03710	0.06500	Oversupply
10/6/2020 8:53	0:02	SSA3	0.04242	0.74900	Oversupply
10/6/2020 8:54	0:02	SSA2	0.03741	0.20400	Oversupply
10/6/2020 8:55	0:02	SSA3	0.04172	0.81200	Oversupply
10/6/2020 8:56	0:02	SSA2	0.03741	0.99100	Oversupply
10/6/2020 8:57	0:02	SSA3	0.04242	0.84400	Oversupply
10/6/2020 8:58	0:02	SSA2	0.03817	0.54300	Oversupply
10/6/2020 8:59	0:02	SSA3	0.04488	1.19400	Oversupply
10/6/2020 9:01	0:02	SSA3	0.04926	1.84600	Oversupply
10/6/2020 9:02	0:02	SSA2	0.02895	0.50700	Oversupply
10/6/2020 9:03	0:02	SSA3	0.05007	1.16500	Oversupply
10/6/2020 9:04	0:02	SSA2	0.02920	0.12000	Oversupply
10/6/2020 9:05	0:02	SSA3	0.04967	0.26000	Oversupply
10/6/2020 9:06	0:02	SSA2	0.02920	0.13000	Oversupply
10/6/2020 9:07	0:02	SSA3	0.04926	0.21600	Oversupply
10/6/2020 9:08	3:32	AWE	15.66851	21.00000	Oversupply
10/6/2020 9:08	3:38	SSA2	8.88160	0.00700	Oversupply
10/6/2020 9:09	3:40	SSA3	9.67509	0.00400	Oversupply
10/6/2020 11:44	0:03	KWPPII	0.00073	0.02694	Oversupply
10/6/2020 12:06	0:48	KWPPII	0.29059	1.09975	Oversupply
10/6/2020 12:45	0:04	SSA2	0.18436	0.00800	Oversupply
10/6/2020 12:48	0:02	AWE	0.02072	19.80000	Oversupply
10/6/2020 12:49	0:02	SSA3	0.09140	0.00000	Oversupply
10/6/2020 12:49	0:04	SSA2	0.18513	0.03000	Oversupply
10/6/2020 12:51	0:02	AWE	0.01659	19.40000	Oversupply
10/6/2020 12:51	0:02	SSA3	0.09216	0.02100	Oversupply
10/6/2020 12:53	0:02	SSA3	0.09292	0.08800	Oversupply
10/6/2020 12:53	0:02	SSA2	0.09180	0.08300	Oversupply
10/6/2020 12:55	0:02	SSA3	0.09216	0.08500	Oversupply
10/6/2020 12:55	0:02	SSA2	0.09333	0.22700	Oversupply
10/6/2020 12:57	0:02	SSA3	0.09216	0.44700	Oversupply
10/6/2020 12:57	0:02	SSA2	0.09180	0.26700	Oversupply
10/6/2020 12:59	0:02	SSA3	0.06322	0.11300	Oversupply
10/6/2020 12:59	0:02	SSA2	0.05681	0.21500	Oversupply
10/6/2020 13:01	0:02	SSA3	0.05429	0.52400	Oversupply
10/6/2020 13:01	0:02	SSA2	0.05559	0.18600	Oversupply
10/6/2020 13:03	0:02	SSA3	0.05429	0.94600	Oversupply
10/6/2020 13:03	0:02	SSA2	0.05513	0.63400	Oversupply
10/6/2020 13:05	0:02	SSA3	0.05429	0.97200	Oversupply
10/6/2020 13:05	0:02	SSA2	0.05559	2.14200	Oversupply
10/6/2020 13:07	0:02	SSA3	0.05340	1.69300	Oversupply
10/6/2020 13:07	0:02	SSA2	0.05559	1.74200	Oversupply
10/6/2020 13:09	0:02	SSA3	0.05429	1.52300	Oversupply
10/6/2020 13:10	0:02	SSA2	0.05513	1.34300	Oversupply
10/6/2020 13:11	0:02	SSA3	0.05429	1.69000	Oversupply
10/6/2020 13:12	0:02	SSA2	0.05559	0.60100	Oversupply
10/6/2020 13:13	0:02	SSA3	0.04131	1.10200	Oversupply
10/6/2020 13:14	0:02	SSA2	0.03320	0.81800	Oversupply
10/6/2020 13:15	0:02	SSA3	0.01566	1.30000	Oversupply
10/6/2020 13:16	0:02	SSA2	0.01180	1.21700	Oversupply
10/6/2020 13:17	0:02	SSA3	0.01566	0.19500	Oversupply
10/6/2020 13:18	0:02	SSA2	0.01190	1.53400	Oversupply
10/6/2020 15:45	0:02	SSA3	0.00621	2.06000	Oversupply
10/6/2020 15:46	0:02	SSA2	0.00677	0.10500	Oversupply
10/6/2020 15:47	0:02	SSA3	0.00615	1.51600	Oversupply
10/6/2020 20:37	0:01	KWPPII	0.00093	9.59235	Oversupply
10/6/2020 22:45	0:01	KWPPII	0.00497	9.52848	Oversupply
10/6/2020 22:47	0:28	KWPPII	0.70804	12.20200	Oversupply
10/7/2020 0:43	0:16	KWPPII	0.68624	5.69433	Oversupply
10/7/2020 1:00	3:33	KWPPII	32.71448	18.70168	Oversupply
10/7/2020 5:17	0:30	KWPPII	1.17110	18.06898	Oversupply
10/7/2020 5:48	0:02	KWPPII	0.02624	14.59410	Oversupply
10/7/2020 6:30	0:06	KWPPII	0.07000	14.46836	Oversupply
10/7/2020 6:37	0:01	KWPPII	0.00009	12.92053	Oversupply



Maui Curtailment Report

October 2020

Start Date and Time	Duration (minutes)	IPP Curtailed	Estimated Curtailed MWH	Peak MW Curtailed	Reasons for Curtailment
10/7/2020 6:39	5:19	SSA3	8.91723	0.03700	Oversupply
10/7/2020 6:40	3:37	KWP11	34.68548	20.42415	Oversupply
10/7/2020 6:40	5:18	SSA2	7.41916	0.00100	Oversupply
10/7/2020 7:13	0:15	AWE	0.92942	17.70000	Oversupply
10/7/2020 7:32	0:01	AWE	0.01390	18.80000	Oversupply
10/7/2020 7:34	0:01	AWE	0.00357	19.40000	Oversupply
10/7/2020 7:36	0:02	AWE	0.00382	19.70000	Oversupply
10/7/2020 7:39	0:01	AWE	0.01689	20.90000	Oversupply
10/7/2020 7:48	0:55	AWE	5.61326	21.00000	Oversupply
10/7/2020 8:50	0:06	AWE	0.11616	21.00000	Oversupply
10/7/2020 8:58	0:06	AWE	0.07078	21.00000	Oversupply
10/7/2020 9:06	0:05	AWE	0.05292	21.00000	Oversupply
10/7/2020 9:18	0:02	AWE	0.00115	21.00000	Oversupply
10/7/2020 9:22	2:28	AWE	16.36713	21.00000	Oversupply
10/7/2020 10:18	1:40	KWP11	4.37403	5.90790	Oversupply
10/7/2020 11:58	0:02	SSA3	0.09013	0.32100	Oversupply
10/7/2020 11:58	0:02	SSA2	0.07350	0.18100	Oversupply
10/7/2020 12:00	0:02	SSA3	0.02371	1.26000	Oversupply
10/7/2020 12:00	0:02	SSA2	0.07409	0.84800	Oversupply
10/7/2020 12:04	0:02	SSA2	0.07471	1.61800	Oversupply
10/7/2020 12:06	0:02	SSA3	0.02391	0.67000	Oversupply
10/7/2020 12:06	0:02	SSA2	0.07409	1.57200	Oversupply
10/7/2020 12:08	0:02	SSA3	0.02391	0.09400	Oversupply
10/7/2020 12:08	0:02	SSA2	0.07471	0.09000	Oversupply
10/7/2020 12:10	0:02	SSA3	0.02391	0.01000	Oversupply
10/7/2020 12:10	0:02	SSA2	0.07409	0.01400	Oversupply
10/7/2020 12:12	0:02	SSA3	0.02391	0.13000	Oversupply
10/7/2020 12:12	0:02	SSA2	0.07471	0.12300	Oversupply
10/7/2020 12:14	0:02	SSA3	0.00689	0.14600	Oversupply
10/7/2020 12:14	0:02	SSA2	0.06095	0.10400	Oversupply
10/7/2020 12:16	0:02	SSA3	0.04624	0.39200	Oversupply
10/7/2020 12:16	0:02	SSA2	0.05312	0.78500	Oversupply
10/7/2020 12:18	0:02	SSA3	0.04624	0.28300	Oversupply
10/7/2020 12:18	0:02	SSA2	0.05268	0.42600	Oversupply
10/7/2020 12:20	0:02	SSA3	0.04662	0.93300	Oversupply
10/7/2020 12:20	0:02	SSA2	0.05312	2.19600	Oversupply
10/7/2020 12:22	0:02	SSA3	0.04586	1.14200	Oversupply
10/7/2020 12:22	0:02	SSA2	0.05312	0.23000	Oversupply
10/7/2020 12:24	0:02	SSA3	0.04662	0.82600	Oversupply
10/7/2020 12:24	0:02	SSA2	0.05268	0.05700	Oversupply
10/7/2020 12:26	0:02	SSA3	0.04586	2.32700	Oversupply
10/7/2020 12:26	0:02	SSA2	0.05312	0.47600	Oversupply
10/7/2020 12:28	0:02	SSA3	0.03900	1.64500	Oversupply
10/7/2020 12:34	0:02	SSA3	0.02927	2.03900	Oversupply
10/7/2020 12:34	0:02	SSA2	0.02023	2.37300	Oversupply
10/7/2020 12:36	0:02	SSA2	0.02007	2.85600	Oversupply
10/7/2020 12:38	0:02	SSA2	0.02023	1.69300	Oversupply
10/7/2020 12:40	0:02	SSA3	0.02951	1.87000	Oversupply
10/7/2020 12:40	0:02	SSA2	0.02007	2.80800	Oversupply
10/7/2020 12:42	0:02	SSA3	0.02975	1.04800	Oversupply
10/7/2020 12:42	0:02	SSA2	0.02023	1.72600	Oversupply
10/7/2020 12:44	0:02	SSA3	0.05424	1.95000	Oversupply
10/7/2020 12:44	0:02	SSA2	0.05581	1.48300	Oversupply
10/7/2020 12:46	0:02	SSA3	0.05876	1.91500	Oversupply
10/7/2020 12:46	0:02	SSA2	0.05734	1.71400	Oversupply
10/7/2020 12:48	0:02	SSA3	0.05876	2.08600	Oversupply
10/7/2020 12:48	0:02	SSA2	0.05734	1.91800	Oversupply
10/7/2020 12:50	0:02	SSA3	0.05876	0.93400	Oversupply
10/7/2020 12:50	0:02	SSA2	0.05734	1.34800	Oversupply
10/7/2020 12:52	0:02	SSA3	0.05876	0.64400	Oversupply
10/7/2020 12:52	0:02	SSA2	0.05687	1.30300	Oversupply
10/7/2020 12:54	0:02	SSA3	0.05876	0.59500	Oversupply
10/7/2020 12:54	0:02	SSA2	0.05734	0.97800	Oversupply
10/7/2020 12:56	0:02	SSA3	0.05780	0.96200	Oversupply
10/7/2020 12:57	0:02	SSA2	0.05734	0.68200	Oversupply
10/7/2020 12:58	0:02	SSA3	0.04727	0.82000	Oversupply
10/7/2020 12:59	0:02	SSA2	0.03504	0.95300	Oversupply
10/7/2020 13:00	0:02	SSA3	0.01298	2.01400	Oversupply
10/7/2020 13:01	0:02	SSA2	0.01405	1.84900	Oversupply
10/7/2020 13:02	0:02	SSA3	0.01298	1.50800	Oversupply
10/7/2020 13:03	0:02	SSA2	0.01405	1.39500	Oversupply
10/7/2020 13:05	0:02	SSA3	0.01298	0.65300	Oversupply
10/7/2020 14:25	0:02	SSA3	0.01918	3.09300	Oversupply
10/7/2020 14:27	0:02	SSA2	0.01691	0.15900	Oversupply
10/7/2020 14:27	0:02	SSA3	0.01902	0.89000	Oversupply



Maui Curtailment Report

October 2020

Start Date and Time	Duration (minutes)	IPP Curtailed	Estimated Curtailed MWH	Peak MW Curtailed	Reasons for Curtailment
10/7/2020 14:29	0:02	SSA2	0.04038	0.46000	Oversupply
10/7/2020 14:29	0:02	SSA3	0.04951	2.01200	Oversupply
10/7/2020 14:33	0:02	SSA3	0.01991	2.89400	Oversupply
10/7/2020 14:37	0:02	SSA2	0.02579	0.08600	Oversupply
10/7/2020 14:37	0:02	SSA3	0.01975	0.05400	Oversupply
10/7/2020 14:39	0:02	SSA2	0.02600	0.26200	Oversupply
10/7/2020 14:39	0:02	SSA3	0.01975	0.24200	Oversupply
10/7/2020 14:41	0:02	SSA2	0.02600	1.69500	Oversupply
10/7/2020 14:41	0:02	SSA3	0.01975	0.44000	Oversupply
10/7/2020 14:43	0:02	SSA2	0.00626	1.26100	Oversupply
10/7/2020 14:43	0:02	SSA3	0.01082	1.18600	Oversupply
10/7/2020 14:45	0:02	SSA2	-0.00024	1.39700	Oversupply
10/7/2020 18:31	0:03	KWPPII	0.06982	20.22356	Oversupply
10/7/2020 21:37	3:41	KWPPII	47.27303	20.64869	Oversupply
10/8/2020 0:53	0:08	AWE	0.05108	1.00000	Oversupply
10/8/2020 1:02	0:05	AWE	0.03091	0.60000	Oversupply
10/8/2020 1:08	0:02	KWP	0.00345	25.87253	Oversupply
10/8/2020 1:10	0:01	AWE	0.00258	0.20000	Oversupply
10/8/2020 1:19	2:02	KWPPII	16.30442	18.94518	Oversupply
10/8/2020 3:10	0:06	AWE	0.04983	12.90000	Oversupply
10/8/2020 3:23	0:45	KWPPII	3.71277	15.86749	Oversupply
10/8/2020 4:09	0:01	KWPPII	0.00059	11.65712	Oversupply
10/8/2020 4:11	0:01	KWPPII	0.01038	11.08828	Oversupply
10/8/2020 4:13	0:23	KWPPII	1.30048	10.74598	Oversupply
10/8/2020 7:27	0:02	SSA3	0.00439	0.59200	Oversupply
10/8/2020 7:29	0:08	SSA3	0.03511	0.01000	Oversupply
10/8/2020 7:29	0:06	SSA2	0.02013	0.00300	Oversupply
10/8/2020 7:30	0:07	KWPPII	0.21741	9.62727	Oversupply
10/8/2020 7:35	0:02	SSA2	0.00845	0.00100	Oversupply
10/8/2020 8:20	0:02	SSA2	0.02215	0.96700	Oversupply
10/8/2020 8:21	0:02	SSA3	0.02956	0.21200	Oversupply
10/8/2020 8:22	0:02	KWPPII	0.00139	3.63455	Oversupply
10/8/2020 8:22	0:02	SSA2	0.02215	0.01400	Oversupply
10/8/2020 8:23	0:02	SSA3	0.02838	0.08900	Oversupply
10/8/2020 8:24	0:02	SSA2	0.02252	0.33500	Oversupply
10/8/2020 8:25	0:02	SSA3	0.02861	0.09100	Oversupply
10/8/2020 8:26	0:02	SSA2	0.02233	0.21100	Oversupply
10/8/2020 8:27	0:01	KWPPII	0.00398	2.36715	Oversupply
10/8/2020 8:27	0:02	SSA3	0.02861	0.00000	Oversupply
10/8/2020 8:28	0:02	SSA2	0.02515	0.00100	Oversupply
10/8/2020 8:29	0:02	SSA3	0.04535	0.46000	Oversupply
10/8/2020 8:30	0:02	SSA2	0.04299	0.26200	Oversupply
10/8/2020 8:31	0:28	SSA3	0.76872	0.00400	Oversupply
10/8/2020 8:32	0:28	KWPPII	0.94376	3.82317	Oversupply
10/8/2020 8:32	0:28	SSA2	0.63327	0.00100	Oversupply
10/8/2020 8:36	0:01	AWE	0.00576	19.50000	Oversupply
10/8/2020 8:38	0:05	AWE	0.03419	18.50000	Oversupply
10/8/2020 8:44	0:01	AWE	0.00935	18.20000	Oversupply
10/8/2020 8:46	0:03	AWE	0.01558	17.90000	Oversupply
10/8/2020 8:50	0:04	AWE	0.01562	19.60000	Oversupply
10/8/2020 9:00	0:02	SSA3	0.06305	0.11500	Oversupply
10/8/2020 9:00	0:02	SSA2	0.05368	0.48800	Oversupply
10/8/2020 9:02	0:13	KWPPII	0.45518	4.62951	Oversupply
10/8/2020 9:02	0:12	SSA3	0.37933	0.01000	Oversupply
10/8/2020 9:02	0:12	SSA2	0.32697	0.01200	Oversupply
10/8/2020 9:14	0:02	SSA3	0.02142	0.00900	Oversupply
10/8/2020 9:14	0:02	SSA2	0.00298	0.13900	Oversupply
10/8/2020 9:16	0:02	SSA3	0.00662	0.69700	Oversupply
10/8/2020 9:16	0:02	SSA2	0.00514	0.80700	Oversupply
10/8/2020 9:18	0:02	SSA3	0.00651	1.59400	Oversupply
10/8/2020 9:18	0:02	SSA2	0.00510	1.65000	Oversupply
10/8/2020 9:20	0:02	SSA3	0.00662	2.03500	Oversupply
10/8/2020 9:40	0:02	SSA3	0.02133	2.27500	Oversupply
10/8/2020 9:41	0:02	SSA2	0.01900	0.17500	Oversupply
10/8/2020 9:42	0:02	SSA3	0.02133	0.60500	Oversupply
10/8/2020 9:43	0:02	SSA2	0.01999	0.89500	Oversupply
10/8/2020 9:44	0:02	SSA3	0.06319	0.31400	Oversupply
10/8/2020 9:45	0:02	SSA2	0.07347	0.26700	Oversupply
10/8/2020 9:46	0:02	SSA3	0.07931	0.32500	Oversupply
10/8/2020 9:47	0:02	SSA2	0.07286	0.24700	Oversupply
10/8/2020 9:48	2:23	SSA3	6.58540	0.03000	Oversupply
10/8/2020 9:49	1:34	KWPPII	3.60026	4.65746	Oversupply
10/8/2020 9:49	2:31	SSA2	6.79897	0.02400	Oversupply
10/8/2020 9:50	2:23	AWE	8.22184	21.00000	Oversupply
10/8/2020 12:12	0:02	SSA3	0.09699	-0.00400	Oversupply



Maui Curtailment Report

October 2020

Start Date and Time	Duration (minutes)	IPP Curtailed	Estimated Curtailed MWH	Peak MW Curtailed	Reasons for Curtailment
10/8/2020 12:14	0:07	AWE	0.09486	19.80000	Oversupply
10/8/2020 12:14	0:30	SSA3	1.21203	0.07400	Oversupply
10/8/2020 12:20	0:02	SSA2	0.09633	0.00000	Oversupply
10/8/2020 12:22	0:21	AWE	0.48523	18.80000	Oversupply
10/8/2020 12:22	0:22	SSA2	1.05548	0.00200	Oversupply
10/8/2020 12:44	0:02	SSA3	0.07248	0.04800	Oversupply
10/8/2020 12:44	0:02	SSA2	0.07028	0.12100	Oversupply
10/8/2020 12:46	0:02	SSA3	0.06256	0.12700	Oversupply
10/8/2020 12:46	0:02	SSA2	0.06007	0.17300	Oversupply
10/8/2020 12:48	0:02	SSA2	0.06057	0.45500	Oversupply
10/8/2020 12:48	0:02	SSA3	0.06256	0.44000	Oversupply
10/8/2020 12:50	0:02	SSA2	0.06057	0.47300	Oversupply
10/8/2020 12:50	0:02	SSA3	0.06153	0.30300	Oversupply
10/8/2020 12:52	0:02	SSA2	0.06057	0.69000	Oversupply
10/8/2020 12:52	0:02	SSA3	0.06256	0.50000	Oversupply
10/8/2020 12:54	0:02	SSA2	0.06007	1.11100	Oversupply
10/8/2020 12:54	0:02	SSA3	0.06205	1.14700	Oversupply
10/8/2020 12:56	0:02	SSA2	0.06057	1.83900	Oversupply
10/8/2020 12:56	0:02	SSA3	0.06153	1.62400	Oversupply
10/8/2020 13:00	0:02	SSA2	0.04100	1.86400	Oversupply
10/8/2020 13:00	0:02	SSA3	0.04331	2.02000	Oversupply
10/8/2020 13:08	0:02	SSA2	0.04134	2.83200	Oversupply
10/8/2020 13:08	0:02	SSA3	0.04331	2.83900	Oversupply
10/8/2020 13:10	0:14	SSA2	0.54499	0.52000	Oversupply
10/8/2020 13:10	0:14	SSA3	0.54422	0.34500	Oversupply
10/8/2020 13:11	0:13	AWE	0.54331	18.00000	Oversupply
10/8/2020 13:24	0:02	SSA2	0.09472	0.16800	Oversupply
10/8/2020 13:24	0:02	SSA3	0.09167	0.74600	Oversupply
10/8/2020 13:26	0:08	SSA2	0.37777	0.11600	Oversupply
10/8/2020 13:26	0:06	SSA3	0.28343	0.01100	Oversupply
10/8/2020 13:27	0:07	AWE	0.16458	14.40000	Oversupply
10/8/2020 13:32	0:02	SSA3	0.09516	0.02000	Oversupply
10/8/2020 13:34	0:02	SSA2	0.09525	0.19700	Oversupply
10/8/2020 13:35	0:22	SSA3	1.01583	0.12300	Oversupply
10/8/2020 13:36	0:21	AWE	0.56724	16.40000	Oversupply
10/8/2020 13:36	0:20	SSA2	0.93675	0.01300	Oversupply
10/8/2020 13:56	0:02	SSA2	0.09297	0.05200	Oversupply
10/8/2020 13:57	0:02	SSA3	0.09116	0.06800	Oversupply
10/8/2020 13:58	0:02	SSA2	0.07253	0.17300	Oversupply
10/8/2020 13:59	0:02	SSA3	0.06082	0.09800	Oversupply
10/8/2020 14:00	0:02	SSA2	0.04632	0.23100	Oversupply
10/8/2020 14:01	0:02	SSA3	0.04229	0.36000	Oversupply
10/8/2020 14:02	0:02	SSA2	0.04593	0.77000	Oversupply
10/8/2020 14:03	0:02	SSA3	0.04229	1.11500	Oversupply
10/8/2020 14:04	0:02	SSA2	0.04632	0.80100	Oversupply
10/8/2020 14:05	0:02	SSA3	0.04229	0.68700	Oversupply
10/8/2020 14:06	0:02	SSA2	0.04632	0.50800	Oversupply
10/8/2020 14:07	0:02	SSA3	0.04263	0.77000	Oversupply
10/8/2020 14:08	0:02	SSA2	0.04593	1.39500	Oversupply
10/8/2020 14:09	0:02	SSA3	0.04194	1.80600	Oversupply
10/8/2020 14:10	0:02	SSA2	0.04632	2.58300	Oversupply
10/8/2020 14:11	0:02	SSA3	0.04263	1.78600	Oversupply
10/8/2020 21:31	0:03	KWP11	0.02675	14.84958	Oversupply
10/8/2020 22:13	0:03	KWP11	0.05300	12.84768	Oversupply
10/8/2020 22:18	1:04	KWP11	3.34465	14.45638	Oversupply
10/8/2020 23:41	0:43	KWP11	4.36239	13.63606	Oversupply
10/8/2020 23:53	0:25	AWE	1.39647	21.00000	Oversupply
10/9/2020 0:26	0:05	KWP11	0.29332	10.44759	Oversupply
10/9/2020 2:18	0:14	KWP11	0.53968	3.64952	Oversupply
10/9/2020 2:25	0:02	AWE	0.01261	18.10000	Oversupply
10/9/2020 2:34	0:18	KWP11	0.18532	3.72237	Oversupply
10/9/2020 2:55	0:33	KWP11	0.70164	2.72841	Oversupply
10/9/2020 2:56	2:04	AWE	4.88751	21.00000	Oversupply
10/9/2020 3:36	0:01	KWP11	0.00022	0.01297	Oversupply
10/9/2020 5:01	0:01	AWE	0.01021	20.70000	Oversupply
10/9/2020 7:32	0:02	SSA3	0.01856	0.12800	Oversupply
10/9/2020 7:33	0:02	SSA2	0.01216	0.30400	Oversupply
10/9/2020 7:34	0:02	SSA3	0.01872	0.56800	Oversupply
10/9/2020 7:35	0:04	SSA2	0.02442	0.32900	Oversupply
10/9/2020 7:36	0:02	SSA3	0.01856	0.26800	Oversupply
10/9/2020 7:38	0:02	SSA3	0.01903	0.29700	Oversupply
10/9/2020 7:39	0:02	SSA2	0.01216	0.05000	Oversupply
10/9/2020 7:40	0:02	SSA3	0.01872	0.01000	Oversupply
10/9/2020 7:41	7:33	SSA2	17.55633	-0.00200	Oversupply
10/9/2020 7:42	0:03	AWE	0.00828	21.00000	Oversupply



Maui Curtailment Report

October 2020

Start Date and Time	Duration (minutes)	IPP Curtailed	Estimated Curtailed MWH	Peak MW Curtailed	Reasons for Curtailment
10/9/2020 7:42	7:40	SSA3	18.00833	-0.00200	Oversupply
10/9/2020 7:46	6:18	AWE	40.45998	20.50000	Oversupply
10/9/2020 8:12	0:18	KWPPII	0.02904	0.19660	Oversupply
10/9/2020 9:08	6:14	KWPPII	8.49077	3.20942	Oversupply
10/9/2020 14:05	0:02	AWE	0.00068	20.50000	Oversupply
10/9/2020 14:08	0:02	AWE	0.00399	20.70000	Oversupply
10/9/2020 14:17	0:01	AWE	0.00107	20.80000	Oversupply
10/9/2020 14:20	0:52	AWE	3.83780	20.60000	Oversupply
10/9/2020 15:13	0:01	AWE	0.00029	20.50000	Oversupply
10/9/2020 15:14	0:02	SSA2	0.07659	-0.00100	Oversupply
10/9/2020 15:16	0:01	AWE	0.00076	20.60000	Oversupply
10/9/2020 15:16	0:06	SSA2	0.19286	0.00100	Oversupply
10/9/2020 15:18	0:01	AWE	0.00884	20.80000	Oversupply
10/9/2020 15:22	0:02	SSA2	0.06375	0.00000	Oversupply
10/9/2020 15:23	0:02	SSA3	0.05299	0.01000	Oversupply
10/9/2020 15:24	0:02	SSA2	0.06429	0.29000	Oversupply
10/9/2020 15:25	0:02	SSA3	0.05255	0.12500	Oversupply
10/9/2020 15:26	0:02	SSA2	0.06429	1.14000	Oversupply
10/9/2020 15:27	0:02	SSA3	0.05299	1.28000	Oversupply
10/9/2020 15:28	0:02	SSA2	0.05714	1.52600	Oversupply
10/9/2020 15:29	0:02	SSA3	0.02472	1.57300	Oversupply
10/9/2020 15:30	0:02	SSA2	0.01211	1.54300	Oversupply
10/9/2020 15:31	0:02	SSA3	0.00155	1.71600	Oversupply
10/9/2020 15:32	0:02	SSA2	0.01201	0.81600	Oversupply
10/9/2020 15:33	0:02	SSA3	0.00155	1.82200	Oversupply
10/9/2020 15:35	0:02	SSA3	0.00156	1.80100	Oversupply
10/9/2020 23:53	2:13	KWPPII	28.67289	17.42929	Oversupply
10/9/2020 23:57	1:34	AWE	8.02887	20.60000	Oversupply
10/10/2020 1:33	0:08	AWE	0.20574	21.00000	Oversupply
10/10/2020 1:42	0:02	AWE	0.00722	19.00000	Oversupply
10/10/2020 1:45	0:15	AWE	0.30667	21.00000	Oversupply
10/10/2020 2:07	0:27	KWPPII	3.27864	16.83850	Oversupply
10/10/2020 4:24	1:51	KWPPII	21.90406	15.55214	Oversupply
10/10/2020 4:58	1:11	AWE	5.91909	16.70000	Oversupply
10/10/2020 6:17	6:38	KWPPII	42.71318	16.88540	Oversupply
10/10/2020 6:25	5:37	SSA3	9.99335	0.00600	Oversupply
10/10/2020 6:31	6:36	SSA2	11.21743	-0.00200	Oversupply
10/10/2020 6:32	0:11	AWE	0.18188	19.50000	Oversupply
10/10/2020 6:45	0:05	AWE	0.07102	19.60000	Oversupply
10/10/2020 6:52	0:01	AWE	0.00466	17.40000	Oversupply
10/10/2020 6:56	0:15	AWE	0.29869	17.20000	Oversupply
10/10/2020 7:12	0:02	AWE	0.01826	17.40000	Oversupply
10/10/2020 7:17	0:06	AWE	0.10167	20.30000	Oversupply
10/10/2020 7:24	4:07	AWE	25.14062	21.00000	Oversupply
10/10/2020 11:32	0:01	AWE	0.00692	20.70000	Oversupply
10/10/2020 11:38	0:18	AWE	0.53877	21.00000	Oversupply
10/10/2020 11:57	0:05	AWE	0.09110	20.30000	Oversupply
10/10/2020 12:02	0:02	SSA3	0.09567	0.06400	Oversupply
10/10/2020 12:04	0:12	AWE	0.31956	20.80000	Oversupply
10/10/2020 12:04	1:02	SSA3	2.93988	-0.00200	Oversupply
10/10/2020 12:17	0:02	AWE	0.03493	17.90000	Oversupply
10/10/2020 12:20	0:47	AWE	3.20656	21.00000	Oversupply
10/10/2020 13:01	0:06	KWPPII	0.00724	0.12474	Oversupply
10/10/2020 13:07	0:02	SSA3	0.08371	0.09500	Oversupply
10/10/2020 13:08	0:02	SSA2	0.08383	0.29800	Oversupply
10/10/2020 13:09	0:02	SSA3	0.08233	0.35000	Oversupply
10/10/2020 13:10	0:02	SSA2	0.08452	0.41600	Oversupply
10/10/2020 13:11	0:02	SSA3	0.08302	1.10000	Oversupply
10/10/2020 13:12	0:02	SSA2	0.08313	0.79400	Oversupply
10/10/2020 13:13	0:02	SSA3	0.07811	0.43400	Oversupply
10/10/2020 13:14	0:02	SSA2	0.05450	0.84500	Oversupply
10/10/2020 13:15	0:02	SSA3	0.03373	1.39000	Oversupply
10/10/2020 13:16	0:02	SSA2	0.03287	0.64900	Oversupply
10/10/2020 13:17	0:02	SSA3	0.03373	1.32300	Oversupply
10/10/2020 13:18	0:02	SSA2	0.03314	0.99000	Oversupply
10/10/2020 13:19	0:02	SSA3	0.03401	0.96700	Oversupply
10/10/2020 13:20	0:02	SSA2	0.03314	1.61100	Oversupply
10/10/2020 13:21	0:02	SSA3	0.03345	0.57900	Oversupply
10/10/2020 13:22	0:02	SSA2	0.03287	1.55000	Oversupply
10/10/2020 13:24	0:02	SSA2	0.03314	2.41900	Oversupply
10/10/2020 13:27	0:02	SSA3	0.03373	2.58900	Oversupply
10/10/2020 13:41	0:02	SSA3	0.01838	3.17500	Oversupply
10/10/2020 13:43	0:02	SSA3	0.01745	1.42400	Oversupply
10/10/2020 13:56	0:02	SSA2	0.00287	2.55500	Oversupply
10/10/2020 13:58	0:02	SSA2	0.00601	2.90400	Oversupply



Maui Curtailment Report

October 2020

Start Date and Time	Duration (minutes)	IPP Curtailed	Estimated Curtailed MWH	Peak MW Curtailed	Reasons for Curtailment
10/10/2020 13:59	0:02	SSA3	0.02162	1.53000	Oversupply
10/10/2020 14:00	0:02	SSA2	0.01728	2.22400	Oversupply
10/10/2020 14:01	0:02	SSA3	0.02297	1.09200	Oversupply
10/10/2020 14:02	0:02	SSA2	0.01713	2.21700	Oversupply
10/10/2020 14:03	0:02	SSA3	0.02278	2.29600	Oversupply
10/10/2020 14:04	0:02	SSA2	0.01728	2.61000	Oversupply
10/10/2020 14:05	0:02	SSA3	0.02316	1.98300	Oversupply
10/10/2020 14:06	0:02	SSA2	0.01713	2.70300	Oversupply
10/10/2020 14:07	0:02	SSA3	0.02278	1.87800	Oversupply
10/10/2020 14:08	0:02	SSA2	0.01728	2.69000	Oversupply
10/10/2020 14:10	0:02	SSA2	0.01728	2.84000	Oversupply
10/10/2020 22:42	0:06	KWPPII	0.10556	16.78062	Oversupply
10/10/2020 23:11	0:05	KWPPII	0.07659	19.65872	Oversupply
10/10/2020 23:28	0:13	KWPPII	0.26677	19.10086	Oversupply
10/10/2020 23:53	0:01	KWPPII	0.00616	13.06124	Oversupply
10/11/2020 0:03	5:11	KWPPII	39.12324	18.22466	Oversupply
10/11/2020 0:36	0:02	AWE	0.02460	4.00000	Oversupply
10/11/2020 3:09	0:04	AWE	0.15823	12.80000	Oversupply
10/11/2020 5:20	0:01	KWPPII	0.00532	12.04732	Oversupply
10/11/2020 7:15	0:02	SSA3	0.00801	0.21800	Oversupply
10/11/2020 7:16	0:02	KWPPII	0.01464	14.42744	Oversupply
10/11/2020 7:16	0:02	SSA2	0.00188	0.00300	Oversupply
10/11/2020 7:17	0:02	SSA3	0.00807	0.07400	Oversupply
10/11/2020 7:30	0:24	SSA2	0.09581	0.19300	Oversupply
10/11/2020 7:31	0:22	SSA3	0.29068	0.00600	Oversupply
10/11/2020 7:32	0:23	KWPPII	0.93277	15.99223	Oversupply
10/11/2020 7:54	0:02	SSA3	0.02629	0.02300	Oversupply
10/11/2020 7:54	0:02	SSA2	0.00755	0.07600	Oversupply
10/11/2020 7:56	0:01	KWPPII	0.00455	12.40558	Oversupply
10/11/2020 7:56	0:02	SSA3	0.02629	0.14600	Oversupply
10/11/2020 7:56	0:02	SSA2	0.00755	0.12000	Oversupply
10/11/2020 8:00	0:02	SSA3	0.02049	1.11100	Oversupply
10/11/2020 8:00	0:04	SSA2	0.00931	0.26400	Oversupply
10/11/2020 8:02	0:04	KWPPII	0.03707	12.49041	Oversupply
10/11/2020 8:02	0:04	SSA3	0.04115	-0.00100	Oversupply
10/11/2020 8:04	0:04	SSA2	0.00935	0.01300	Oversupply
10/11/2020 8:10	0:02	SSA3	0.02066	0.09100	Oversupply
10/11/2020 8:10	0:02	SSA2	0.00468	0.14300	Oversupply
10/11/2020 8:20	0:02	SSA2	0.01096	0.38400	Oversupply
10/11/2020 8:22	0:06	SSA3	0.08045	0.00600	Oversupply
10/11/2020 8:22	0:06	SSA2	0.03270	0.01100	Oversupply
10/11/2020 8:23	0:05	KWPPII	0.09173	6.26017	Oversupply
10/11/2020 8:28	0:02	SSA3	0.03151	0.37200	Oversupply
10/11/2020 8:30	0:02	SSA3	0.05065	0.04100	Oversupply
10/11/2020 8:30	0:06	SSA2	0.06218	0.03800	Oversupply
10/11/2020 8:31	0:01	KWPPII	0.00942	5.55861	Oversupply
10/11/2020 8:32	0:02	SSA3	0.05024	0.15900	Oversupply
10/11/2020 8:34	0:03	KWPPII	0.03055	5.82207	Oversupply
10/11/2020 8:34	0:02	SSA3	0.05024	0.00600	Oversupply
10/11/2020 8:36	0:02	SSA3	0.05065	0.00800	Oversupply
10/11/2020 8:37	0:02	SSA2	0.02078	0.10400	Oversupply
10/11/2020 8:38	0:02	SSA3	0.05024	0.12800	Oversupply
10/11/2020 8:39	0:02	SSA2	0.02061	0.14400	Oversupply
10/11/2020 8:40	0:04	SSA3	0.10089	0.04100	Oversupply
10/11/2020 8:41	0:04	SSA2	0.04159	0.00300	Oversupply
10/11/2020 8:42	0:03	KWPPII	0.06520	4.71534	Oversupply
10/11/2020 8:44	0:02	SSA3	0.05386	0.08700	Oversupply
10/11/2020 8:45	0:10	SSA2	0.12795	0.02900	Oversupply
10/11/2020 8:46	2:09	SSA3	4.88634	0.00000	Oversupply
10/11/2020 8:47	0:07	KWPPII	0.26947	6.49968	Oversupply
10/11/2020 8:55	2:03	SSA2	4.51730	0.01400	Oversupply
10/11/2020 8:56	0:16	KWPPII	0.54649	6.83899	Oversupply
10/11/2020 9:13	1:44	KWPPII	14.39054	13.91249	Oversupply
10/11/2020 9:49	0:03	AWE	0.03231	10.70000	Oversupply
10/11/2020 9:53	0:32	AWE	1.68439	14.10000	Oversupply
10/11/2020 10:28	0:07	AWE	0.12263	12.90000	Oversupply
10/11/2020 10:36	0:07	AWE	0.27437	12.10000	Oversupply
10/11/2020 10:44	0:07	AWE	0.12095	13.10000	Oversupply
10/11/2020 10:56	0:02	SSA3	0.08596	-0.00200	Oversupply
10/11/2020 10:57	0:02	SSA2	0.08940	1.36000	Oversupply
10/11/2020 10:58	0:02	SSA3	0.08745	0.20500	Oversupply
10/11/2020 10:59	2:10	KWPPII	17.56535	15.17191	Oversupply
10/11/2020 10:59	2:09	SSA2	5.78303	0.02700	Oversupply
10/11/2020 11:00	2:09	SSA3	5.66103	0.00000	Oversupply
10/11/2020 11:05	0:01	AWE	0.00553	12.40000	Oversupply



Maui Curtailment Report

October 2020

Start Date and Time	Duration (minutes)	IPP Curtailed	Estimated Curtailed MWH	Peak MW Curtailed	Reasons for Curtailment
10/11/2020 11:28	0:28	AWE	0.95426	14.30000	Oversupply
10/11/2020 12:03	0:02	AWE	0.03778	16.60000	Oversupply
10/11/2020 12:26	0:02	AWE	0.02742	14.10000	Oversupply
10/11/2020 12:29	0:01	AWE	0.00872	14.30000	Oversupply
10/11/2020 12:31	0:02	AWE	0.05675	14.10000	Oversupply
10/11/2020 12:37	0:04	AWE	0.10796	15.10000	Oversupply
10/11/2020 12:43	0:21	AWE	0.48073	16.50000	Oversupply
10/11/2020 13:08	0:02	SSA2	0.09136	0.13000	Oversupply
10/11/2020 13:10	0:02	SSA2	0.09061	0.10300	Oversupply
10/11/2020 13:11	0:02	SSA3	0.07077	0.14200	Oversupply
10/11/2020 13:12	0:02	SSA2	0.09136	0.03900	Oversupply
10/11/2020 13:13	0:02	SSA3	0.06600	0.00700	Oversupply
10/11/2020 13:14	0:02	SSA2	0.05836	0.59000	Oversupply
10/11/2020 13:15	0:02	SSA3	0.01657	0.01700	Oversupply
10/11/2020 13:16	0:04	KWPPII	0.02934	6.27015	Oversupply
10/11/2020 13:16	0:04	SSA2	0.10644	0.01800	Oversupply
10/11/2020 13:17	0:02	SSA3	0.01657	0.01000	Oversupply
10/11/2020 13:19	0:02	SSA3	0.01671	0.08900	Oversupply
10/11/2020 13:20	0:02	SSA2	0.05344	0.12800	Oversupply
10/11/2020 13:21	0:02	SSA3	0.01644	0.22800	Oversupply
10/11/2020 13:22	0:02	SSA2	0.05344	0.55800	Oversupply
10/11/2020 13:23	0:02	SSA3	0.01671	0.83900	Oversupply
10/11/2020 13:24	0:02	SSA2	0.05300	2.03400	Oversupply
10/11/2020 13:33	0:02	SSA3	0.00664	1.03300	Oversupply
10/11/2020 13:34	0:02	SSA2	0.01714	2.66300	Oversupply
10/11/2020 13:35	0:02	SSA3	0.00653	0.53700	Oversupply
10/11/2020 13:37	0:02	SSA3	0.00664	0.77300	Oversupply
10/11/2020 13:38	0:02	SSA2	0.01714	0.86900	Oversupply
10/11/2020 13:50	0:02	SSA2	0.01713	2.96800	Oversupply
10/11/2020 14:04	0:02	SSA2	0.00540	2.81000	Oversupply
10/11/2020 14:06	0:02	SSA3	0.00279	1.49500	Oversupply
10/11/2020 14:12	0:02	SSA2	0.00544	2.89200	Oversupply
10/11/2020 14:19	0:02	SSA2	0.01620	2.40600	Oversupply
10/11/2020 14:20	0:02	SSA3	0.00930	1.39800	Oversupply
10/11/2020 14:26	0:02	SSA3	0.00930	2.21900	Oversupply
10/11/2020 14:27	0:02	SSA2	0.01633	2.58100	Oversupply
10/11/2020 14:28	0:02	SSA3	0.00572	0.79500	Oversupply
10/11/2020 14:29	0:02	SSA2	0.00911	2.25900	Oversupply
10/11/2020 14:30	0:02	SSA3	0.00809	2.32000	Oversupply
10/11/2020 14:31	0:02	SSA2	0.00289	2.12400	Oversupply
10/11/2020 14:32	0:02	SSA3	0.00803	2.05600	Oversupply
10/11/2020 14:34	0:02	SSA3	0.00803	2.84100	Oversupply
10/11/2020 16:49	0:02	SSA2	0.02188	1.32900	Oversupply
10/11/2020 16:51	0:02	SSA3	0.00393	0.22200	Oversupply
10/11/2020 16:52	0:02	SSA2	0.02152	0.17300	Oversupply
10/11/2020 16:53	0:01	KWPPII	0.00487	15.36452	Oversupply
10/11/2020 16:53	0:02	SSA3	0.00390	0.00200	Oversupply
10/11/2020 16:58	0:02	SSA2	0.02154	0.11400	Oversupply
10/12/2020 7:36	0:01	KWPPII	0.00083	0.08982	Oversupply
10/12/2020 11:56	0:02	SSA3	0.01349	2.19600	Oversupply
10/12/2020 11:57	0:02	SSA2	0.01539	2.68100	Oversupply
10/12/2020 12:04	0:02	SSA3	0.02117	2.89100	Oversupply
10/12/2020 12:05	0:02	SSA2	0.02265	1.88000	Oversupply
10/12/2020 12:06	0:02	SSA3	0.02117	1.69500	Oversupply
10/12/2020 12:07	0:02	SSA2	0.02265	1.55900	Oversupply
10/12/2020 12:08	0:02	SSA3	0.02100	1.91300	Oversupply
10/12/2020 12:28	0:02	SSA3	0.01498	1.17100	Oversupply
10/12/2020 12:29	0:02	SSA2	0.07601	0.86400	Oversupply
10/12/2020 12:30	0:02	SSA3	0.09109	0.71200	Oversupply
10/12/2020 12:31	0:10	SSA2	0.46330	0.02400	Oversupply
10/12/2020 12:32	0:01	AWE	0.01224	20.00000	Oversupply
10/12/2020 12:32	0:01	KWPPII	0.00098	0.05888	Oversupply
10/12/2020 12:32	0:02	SSA3	0.09184	0.00200	Oversupply
10/12/2020 12:34	0:01	AWE	0.00322	20.00000	Oversupply
10/12/2020 12:34	0:06	SSA3	0.27401	0.00000	Oversupply
10/12/2020 12:35	0:05	KWPPII	0.00818	0.16865	Oversupply
10/12/2020 12:36	0:05	AWE	0.04100	20.10000	Oversupply
10/12/2020 12:40	0:02	SSA3	0.09109	0.05600	Oversupply
10/12/2020 12:41	0:02	SSA2	0.09220	0.12600	Oversupply
10/12/2020 13:37	0:02	SSA3	0.00380	2.21700	Oversupply
10/12/2020 13:37	0:02	SSA2	0.00800	2.27800	Oversupply
10/12/2020 13:39	0:02	SSA3	0.00386	0.68700	Oversupply
10/12/2020 13:40	0:02	SSA2	0.00793	2.22200	Oversupply
10/12/2020 14:54	0:02	SSA2	0.00098	2.14300	Oversupply
10/12/2020 20:26	0:40	KWPPII	2.43483	20.42116	Oversupply



Maui Curtailment Report

October 2020

Start Date and Time	Duration (minutes)	IPP Curtailed	Estimated Curtailed MWH	Peak MW Curtailed	Reasons for Curtailment
10/12/2020 22:14	0:02	KWPll	0.00316	5.07560	Oversupply
10/13/2020 2:18	0:08	AWE	0.07863	21.00000	Oversupply
10/13/2020 9:56	0:02	SSA2	0.02041	1.45100	Oversupply
10/13/2020 9:56	0:02	SSA3	0.02382	0.87500	Oversupply
10/13/2020 9:58	0:04	SSA2	0.06433	0.06000	Oversupply
10/13/2020 9:58	0:04	SSA3	0.07597	0.01800	Oversupply
10/13/2020 9:59	0:03	KWPll	0.05677	5.39195	Oversupply
10/13/2020 10:02	0:02	SSA2	0.04371	0.00300	Oversupply
10/13/2020 10:02	0:02	SSA3	0.04582	0.00600	Oversupply
10/13/2020 10:04	0:02	SSA2	0.04407	0.17700	Oversupply
10/13/2020 10:04	0:02	SSA3	0.04582	0.28100	Oversupply
10/13/2020 10:06	0:02	SSA2	0.04335	0.08300	Oversupply
10/13/2020 10:06	0:02	SSA3	0.04545	0.33000	Oversupply
10/13/2020 10:08	0:02	SSA2	0.04335	1.83600	Oversupply
10/13/2020 10:08	0:02	SSA3	0.04507	0.95500	Oversupply
10/13/2020 10:10	0:02	SSA2	0.04371	1.36800	Oversupply
10/13/2020 10:10	0:02	SSA3	0.04582	1.43900	Oversupply
10/13/2020 10:12	0:02	SSA2	0.04335	2.07200	Oversupply
10/13/2020 10:18	0:02	SSA3	0.02133	2.26000	Oversupply
10/13/2020 10:20	0:02	SSA2	0.01791	1.93800	Oversupply
10/13/2020 10:20	0:02	SSA3	0.02169	1.92700	Oversupply
10/13/2020 10:26	0:02	SSA3	0.02133	2.56400	Oversupply
10/13/2020 10:28	0:02	SSA2	0.02469	1.19400	Oversupply
10/13/2020 10:28	0:02	SSA3	0.03603	0.01500	Oversupply
10/13/2020 10:30	0:02	SSA2	0.05660	1.45800	Oversupply
10/13/2020 10:30	0:02	SSA3	0.06000	1.79400	Oversupply
10/13/2020 10:32	0:02	SSA2	0.05613	1.80000	Oversupply
10/13/2020 10:32	0:02	SSA3	0.05901	2.28500	Oversupply
10/13/2020 10:34	0:02	SSA2	0.05660	0.91100	Oversupply
10/13/2020 10:34	0:02	SSA3	0.05901	1.24100	Oversupply
10/13/2020 10:36	0:02	SSA2	0.05660	1.24000	Oversupply
10/13/2020 10:36	0:02	SSA3	0.06000	1.03500	Oversupply
10/13/2020 10:38	0:02	SSA2	0.05660	0.41400	Oversupply
10/13/2020 10:38	0:02	SSA3	0.05901	0.15100	Oversupply
10/13/2020 10:40	0:02	SSA2	0.05660	0.25200	Oversupply
10/13/2020 10:40	0:02	SSA3	0.05950	0.00900	Oversupply
10/13/2020 10:42	0:01	AWE	0.00513	19.70000	Oversupply
10/13/2020 10:42	0:02	SSA2	0.05660	0.00100	Oversupply
10/13/2020 10:42	0:02	SSA3	0.06000	0.01700	Oversupply
10/13/2020 10:44	0:01	AWE	0.00393	19.50000	Oversupply
10/13/2020 10:44	0:02	SSA2	0.07832	0.01200	Oversupply
10/13/2020 10:44	0:02	SSA3	0.08737	0.09700	Oversupply
10/13/2020 10:46	0:12	SSA2	0.48320	0.01300	Oversupply
10/13/2020 10:46	0:02	SSA3	0.09263	0.03900	Oversupply
10/13/2020 10:48	0:14	AWE	0.20374	21.00000	Oversupply
10/13/2020 10:48	0:12	SSA3	0.53967	0.00400	Oversupply
10/13/2020 10:58	0:02	SSA2	0.07410	0.05900	Oversupply
10/13/2020 11:00	0:02	SSA2	0.06868	0.02800	Oversupply
10/13/2020 11:01	0:01	KWPll	0.00038	0.14271	Oversupply
10/13/2020 11:01	0:02	SSA3	0.06462	0.03600	Oversupply
10/13/2020 11:02	0:02	SSA2	0.06868	0.00400	Oversupply
10/13/2020 11:03	0:01	AWE	0.00878	21.00000	Oversupply
10/13/2020 11:03	0:02	KWPll	0.00807	0.36825	Oversupply
10/13/2020 11:03	0:02	SSA3	0.06515	0.00000	Oversupply
10/13/2020 11:04	0:02	SSA2	0.06868	0.01200	Oversupply
10/13/2020 11:05	0:02	SSA3	0.06462	0.37600	Oversupply
10/13/2020 11:06	0:02	SSA2	0.06868	0.33700	Oversupply
10/13/2020 11:07	0:02	SSA3	0.06409	0.77500	Oversupply
10/13/2020 11:08	0:02	SSA2	0.06811	0.27400	Oversupply
10/13/2020 11:09	0:02	SSA3	0.06515	1.21300	Oversupply
10/13/2020 11:10	0:02	SSA2	0.06811	1.49900	Oversupply
10/13/2020 11:11	0:02	SSA3	0.06515	1.35500	Oversupply
10/13/2020 11:12	0:02	SSA2	0.06868	1.48900	Oversupply
10/13/2020 11:13	0:02	SSA3	0.05942	1.26200	Oversupply
10/13/2020 11:14	0:02	SSA2	0.03807	1.41100	Oversupply
10/13/2020 11:15	0:02	SSA3	0.01311	1.48700	Oversupply
10/13/2020 11:16	0:02	SSA2	0.02289	1.65400	Oversupply
10/13/2020 11:18	0:02	SSA2	0.02308	2.42700	Oversupply
10/13/2020 11:19	0:02	SSA3	0.01311	2.02900	Oversupply
10/13/2020 11:20	0:02	SSA2	0.02308	2.02700	Oversupply
10/13/2020 11:22	0:02	SSA2	0.02308	2.89400	Oversupply
10/13/2020 11:23	0:02	SSA3	0.01322	2.52700	Oversupply
10/13/2020 11:24	0:02	SSA2	0.02289	0.09900	Oversupply
10/13/2020 11:25	0:02	SSA3	0.01322	2.94300	Oversupply
10/13/2020 11:36	0:02	SSA2	0.00679	2.79400	Oversupply



Maui Curtailment Report

October 2020

Start Date and Time	Duration (minutes)	IPP Curtailed	Estimated Curtailed MWH	Peak MW Curtailed	Reasons for Curtailment
10/13/2020 11:41	0:02	SSA3	0.00821	2.26300	Oversupply
10/13/2020 11:43	0:02	SSA3	0.00752	1.97900	Oversupply
10/13/2020 12:54	0:02	SSA3	0.02813	3.19000	Oversupply
10/13/2020 12:55	0:02	SSA2	0.03274	0.04200	Oversupply
10/13/2020 12:56	0:02	SSA3	0.02860	0.16900	Oversupply
10/13/2020 12:57	0:02	SSA2	0.03274	0.68700	Oversupply
10/13/2020 13:09	0:02	SSA2	0.03166	2.87400	Oversupply
10/13/2020 13:28	0:02	SSA3	-0.00612	2.37900	Oversupply
10/13/2020 13:29	0:02	SSA2	0.01885	3.00900	Oversupply
10/14/2020 8:01	0:01	AWE	0.08822	20.50000	Oversupply
10/14/2020 10:05	0:02	SSA2	0.00600	1.08000	Oversupply
10/14/2020 10:05	0:02	SSA3	0.01780	2.50600	Oversupply
10/14/2020 10:07	0:02	SSA2	0.00600	2.16900	Oversupply
10/14/2020 10:07	0:02	SSA3	0.01780	2.51400	Oversupply
10/14/2020 10:09	0:02	SSA2	0.00605	2.00400	Oversupply
10/14/2020 10:09	0:02	SSA3	0.01765	0.45600	Oversupply
10/14/2020 10:17	0:02	SSA2	0.01122	2.70700	Oversupply
10/14/2020 10:17	0:02	SSA3	0.02605	2.58800	Oversupply
10/14/2020 10:21	0:02	SSA2	0.01122	1.95100	Oversupply
10/14/2020 10:21	0:02	SSA3	0.02562	1.76500	Oversupply
10/14/2020 10:23	0:02	SSA2	0.01131	2.11300	Oversupply
10/14/2020 10:23	0:02	SSA3	0.02583	2.06400	Oversupply
10/14/2020 10:27	0:02	SSA2	0.01131	2.48900	Oversupply
10/14/2020 10:27	0:02	SSA3	0.02562	2.65500	Oversupply
10/14/2020 10:29	0:02	SSA2	0.00922	2.26600	Oversupply
10/14/2020 10:29	0:02	SSA3	0.02725	0.56200	Oversupply
10/14/2020 10:31	0:02	SSA2	0.02081	0.69900	Oversupply
10/14/2020 10:31	0:02	SSA3	0.03028	2.31600	Oversupply
10/14/2020 10:33	0:02	SSA2	0.02063	1.43900	Oversupply
10/14/2020 10:33	0:02	SSA3	0.02978	1.04900	Oversupply
10/14/2020 10:35	0:02	SSA2	0.02081	1.21400	Oversupply
10/14/2020 10:35	0:02	SSA3	0.03028	1.58400	Oversupply
10/14/2020 10:37	0:02	SSA2	0.02081	2.28700	Oversupply
10/14/2020 10:37	0:02	SSA3	0.03003	2.05900	Oversupply
10/14/2020 10:39	0:02	SSA2	0.02063	1.62000	Oversupply
10/14/2020 10:39	0:02	SSA3	0.02978	2.44400	Oversupply
10/14/2020 10:41	0:02	SSA3	0.03003	2.72200	Oversupply
10/14/2020 10:45	0:02	SSA2	0.03544	0.39000	Oversupply
10/14/2020 10:45	0:02	SSA3	0.02805	2.32600	Oversupply
10/14/2020 10:47	0:02	SSA2	0.03604	1.79800	Oversupply
10/14/2020 10:47	0:02	SSA3	0.02805	1.77100	Oversupply
10/14/2020 10:49	0:02	SSA2	0.03574	1.38200	Oversupply
10/14/2020 10:49	0:02	SSA3	0.02805	1.30800	Oversupply
10/14/2020 10:51	0:02	SSA2	0.03604	1.78500	Oversupply
10/14/2020 10:51	0:02	SSA3	0.02805	1.83700	Oversupply
10/14/2020 10:56	0:02	SSA3	0.02828	2.63800	Oversupply
10/14/2020 10:57	0:02	SSA2	0.03574	0.51000	Oversupply
10/14/2020 10:58	0:02	SSA3	0.02768	2.29300	Oversupply
10/14/2020 10:59	0:02	SSA2	0.01142	2.76400	Oversupply
10/14/2020 11:00	0:02	SSA3	0.01433	2.20400	Oversupply
10/14/2020 11:01	0:02	SSA2	0.01218	2.67100	Oversupply
10/14/2020 11:02	0:02	SSA3	0.01445	0.69200	Oversupply
10/14/2020 11:07	0:02	SSA2	0.01218	2.85000	Oversupply
10/14/2020 11:08	0:02	SSA3	0.01445	2.83600	Oversupply
10/14/2020 11:19	0:02	SSA2	0.01378	2.88200	Oversupply
10/14/2020 11:20	0:02	SSA3	0.01849	1.92500	Oversupply
10/14/2020 11:21	0:02	SSA2	0.01378	1.52400	Oversupply
10/14/2020 11:22	0:02	SSA3	0.01849	1.69200	Oversupply
10/14/2020 11:23	0:02	SSA2	0.01378	2.68700	Oversupply
10/14/2020 11:24	0:02	SSA3	0.01879	2.40000	Oversupply
10/14/2020 11:25	0:02	SSA2	0.01367	2.35900	Oversupply
10/14/2020 11:37	0:02	SSA2	0.00235	2.62200	Oversupply
10/14/2020 11:38	0:02	SSA3	0.00237	2.24100	Oversupply
10/14/2020 11:50	0:02	SSA2	0.00167	2.75400	Oversupply
10/15/2020 9:08	0:02	SSA3	-0.00098	1.98800	Oversupply
10/15/2020 9:10	0:02	SSA3	-0.00098	2.00700	Oversupply
10/15/2020 9:12	0:02	SSA2	-0.00181	1.76800	Oversupply
10/15/2020 9:32	0:02	SSA2	0.02188	1.98700	Oversupply
10/15/2020 9:32	0:02	SSA3	0.02718	2.23000	Oversupply
10/15/2020 9:34	0:02	SSA2	0.02225	0.29500	Oversupply
10/15/2020 9:34	0:02	SSA3	0.02741	1.57800	Oversupply
10/15/2020 9:36	0:02	SSA2	0.02206	1.03600	Oversupply
10/15/2020 9:37	0:02	SSA3	0.02696	1.88200	Oversupply
10/15/2020 9:38	0:02	SSA2	0.02225	1.46900	Oversupply
10/15/2020 9:39	0:02	SSA3	0.02741	1.42800	Oversupply



Maui Curtailment Report

October 2020

Start Date and Time	Duration (minutes)	IPP Curtailed	Estimated Curtailed MWH	Peak MW Curtailed	Reasons for Curtailment
10/15/2020 9:40	0:02	SSA2	0.02206	1.99100	Oversupply
10/15/2020 9:41	0:02	SSA3	0.02696	1.45800	Oversupply
10/15/2020 9:42	0:02	SSA2	0.02206	1.25600	Oversupply
10/15/2020 9:43	0:02	SSA3	0.02634	0.80800	Oversupply
10/15/2020 9:44	0:02	SSA2	0.00622	0.49700	Oversupply
10/15/2020 9:45	0:02	SSA3	0.00639	0.80800	Oversupply
10/15/2020 9:46	0:02	SSA2	0.00323	2.01300	Oversupply
10/15/2020 9:47	0:02	SSA3	0.00634	1.72700	Oversupply
10/15/2020 9:50	0:02	SSA2	0.00328	2.15900	Oversupply
10/15/2020 9:51	0:02	SSA3	0.00634	1.33800	Oversupply
10/15/2020 9:52	0:02	SSA2	0.00325	1.12500	Oversupply
10/15/2020 10:07	0:02	SSA3	0.00840	2.51900	Oversupply
10/15/2020 10:10	0:02	SSA2	0.01136	2.39400	Oversupply
10/15/2020 10:11	0:02	SSA3	0.00840	2.19400	Oversupply
10/15/2020 10:12	0:02	SSA2	0.01136	0.75400	Oversupply
10/15/2020 10:13	0:02	SSA3	0.01469	1.43100	Oversupply
10/15/2020 10:14	0:02	SSA2	0.03279	1.94100	Oversupply
10/15/2020 10:15	0:04	SSA3	0.09378	2.11500	Oversupply
10/15/2020 10:16	0:02	SSA2	0.04264	2.17200	Oversupply
10/15/2020 10:18	0:02	SSA2	0.04264	1.61700	Oversupply
10/15/2020 10:19	0:02	SSA3	0.04650	1.79600	Oversupply
10/15/2020 10:20	0:02	SSA2	0.04299	1.37400	Oversupply
10/15/2020 10:21	0:02	SSA3	0.04689	1.05600	Oversupply
10/15/2020 10:22	0:02	SSA2	0.04264	0.96100	Oversupply
10/15/2020 10:23	0:02	SSA3	0.04728	1.64100	Oversupply
10/15/2020 10:24	0:02	SSA2	0.04264	0.84400	Oversupply
10/15/2020 10:25	0:02	SSA3	0.04689	0.93300	Oversupply
10/15/2020 10:26	0:02	SSA2	0.04264	0.49900	Oversupply
10/15/2020 10:27	0:02	SSA3	0.04650	0.92300	Oversupply
10/15/2020 10:28	0:02	SSA2	0.05248	0.54200	Oversupply
10/15/2020 10:29	0:02	SSA3	0.06997	1.12000	Oversupply
10/15/2020 10:30	0:02	SSA2	0.07511	0.51200	Oversupply
10/15/2020 10:31	0:02	SSA3	0.08359	0.30600	Oversupply
10/15/2020 10:32	0:02	SSA2	0.07449	0.39100	Oversupply
10/15/2020 10:33	0:02	SSA3	0.08565	0.06100	Oversupply
10/15/2020 10:34	0:01	KWPPI	0.00241	0.36425	Oversupply
10/15/2020 10:34	0:02	SSA2	0.07573	0.00200	Oversupply
10/15/2020 10:35	0:02	SSA3	0.08291	0.01700	Oversupply
10/15/2020 10:36	0:02	SSA2	0.07573	0.00400	Oversupply
10/15/2020 10:37	0:01	KWPPI	0.00036	0.29140	Oversupply
10/15/2020 10:37	0:02	SSA3	0.08359	0.02300	Oversupply
10/15/2020 10:38	0:02	SSA2	0.07449	0.09500	Oversupply
10/15/2020 10:39	0:02	SSA3	0.08222	0.33300	Oversupply
10/15/2020 10:40	0:02	SSA2	0.08504	0.83900	Oversupply
10/15/2020 10:41	0:02	SSA3	0.08291	0.15300	Oversupply
10/15/2020 10:43	0:02	SSA2	0.07596	1.56600	Oversupply
10/15/2020 10:43	0:02	SSA3	0.08380	0.11200	Oversupply
10/15/2020 10:45	0:02	SSA2	0.08395	0.15400	Oversupply
10/15/2020 10:45	0:02	SSA3	0.08813	0.60900	Oversupply
10/15/2020 10:47	0:02	SSA2	0.08326	0.13600	Oversupply
10/15/2020 10:47	0:02	SSA3	0.08886	0.64900	Oversupply
10/15/2020 10:49	0:02	SSA2	0.08395	0.05300	Oversupply
10/15/2020 10:49	0:02	SSA3	0.08813	0.23000	Oversupply
10/15/2020 10:51	0:02	SSA2	0.08326	0.04900	Oversupply
10/15/2020 10:51	0:02	SSA3	0.08740	0.88800	Oversupply
10/15/2020 10:53	0:02	SSA2	0.08257	0.54300	Oversupply
10/15/2020 10:53	0:02	SSA3	0.08813	0.30400	Oversupply
10/15/2020 10:55	0:10	SSA2	0.43532	0.02100	Oversupply
10/15/2020 10:55	0:10	SSA3	0.45166	0.00100	Oversupply
10/15/2020 10:56	0:03	KWPPI	0.00560	0.16466	Oversupply
10/15/2020 11:00	0:01	AWE	0.01087	9.60000	Oversupply
10/15/2020 11:02	0:01	AWE	0.01813	10.10000	Oversupply
10/15/2020 11:04	0:01	AWE	0.00396	10.20000	Oversupply
10/15/2020 11:05	0:02	SSA2	0.08845	0.09300	Oversupply
10/15/2020 11:05	0:02	SSA3	0.09243	0.04700	Oversupply
10/15/2020 11:07	0:02	SSA2	0.08993	0.01700	Oversupply
10/15/2020 11:07	0:02	SSA3	0.09319	0.22500	Oversupply
10/15/2020 11:09	0:02	SSA2	0.08919	0.36500	Oversupply
10/15/2020 11:09	0:02	SSA3	0.09243	0.66100	Oversupply
10/15/2020 11:11	0:02	SSA2	0.08919	0.53400	Oversupply
10/15/2020 11:11	0:02	SSA3	0.09243	0.15500	Oversupply
10/15/2020 11:13	0:03	AWE	0.02369	11.90000	Oversupply
10/15/2020 11:13	0:04	SSA2	0.18363	0.02500	Oversupply
10/15/2020 11:13	0:02	SSA3	0.09367	0.05100	Oversupply
10/15/2020 11:15	0:02	SSA3	0.09591	0.02400	Oversupply



Maui Curtailment Report

October 2020

Start Date and Time	Duration (minutes)	IPP Curtailed	Estimated Curtailed MWH	Peak MW Curtailed	Reasons for Curtailment
10/15/2020 11:17	0:02	AWE	0.02300	11.30000	Oversupply
10/15/2020 11:17	0:03	KWP11	0.00264	0.07385	Oversupply
10/15/2020 11:17	0:02	SSA2	0.09455	0.00300	Oversupply
10/15/2020 11:17	0:08	SSA3	0.37891	0.00300	Oversupply
10/15/2020 11:19	0:02	SSA2	0.09455	0.13600	Oversupply
10/15/2020 11:21	0:02	AWE	0.02405	12.10000	Oversupply
10/15/2020 11:21	0:02	KWP11	0.00162	0.12275	Oversupply
10/15/2020 11:21	0:02	SSA2	0.09455	0.00500	Oversupply
10/15/2020 11:23	0:02	SSA2	0.09300	0.05300	Oversupply
10/15/2020 11:24	0:10	AWE	0.09382	11.70000	Oversupply
10/15/2020 11:24	0:09	KWP11	0.01482	0.15269	Oversupply
10/15/2020 11:25	0:08	SSA2	0.34722	0.01100	Oversupply
10/15/2020 11:26	0:08	SSA3	0.35608	0.00000	Oversupply
10/15/2020 11:33	0:02	SSA2	0.07966	0.02900	Oversupply
10/15/2020 11:34	0:02	SSA3	0.08371	0.04200	Oversupply
10/15/2020 11:35	0:01	AWE	0.00226	11.50000	Oversupply
10/15/2020 11:35	0:04	SSA2	0.15866	0.02900	Oversupply
10/15/2020 11:36	0:02	KWP11	0.00080	0.03792	Oversupply
10/15/2020 11:36	0:04	SSA3	0.16673	0.00000	Oversupply
10/15/2020 11:37	0:02	AWE	0.01488	11.90000	Oversupply
10/15/2020 11:39	0:02	SSA2	0.07900	0.01400	Oversupply
10/15/2020 11:40	0:02	SSA3	0.08371	0.00300	Oversupply
10/15/2020 11:41	0:02	SSA2	0.07966	1.08100	Oversupply
10/15/2020 11:42	0:02	SSA3	0.08302	1.03500	Oversupply
10/15/2020 11:43	0:02	SSA2	0.07272	1.47000	Oversupply
10/15/2020 11:44	0:02	SSA3	0.06891	1.57700	Oversupply
10/15/2020 11:45	0:02	SSA2	0.06007	1.42500	Oversupply
10/15/2020 11:46	0:02	SSA3	0.05931	1.63600	Oversupply
10/15/2020 11:47	0:02	SSA2	0.06057	1.51800	Oversupply
10/15/2020 11:48	0:02	SSA3	0.05882	1.12700	Oversupply
10/15/2020 11:49	0:02	SSA2	0.06057	0.66700	Oversupply
10/15/2020 11:50	0:02	SSA3	0.05931	0.42200	Oversupply
10/15/2020 11:51	0:02	SSA2	0.06057	1.64400	Oversupply
10/15/2020 11:52	0:02	SSA3	0.05882	1.55000	Oversupply
10/15/2020 11:53	0:02	SSA2	0.06057	1.25900	Oversupply
10/15/2020 11:54	0:02	SSA3	0.05931	0.59200	Oversupply
10/15/2020 11:55	0:02	SSA2	0.06007	0.47300	Oversupply
10/15/2020 11:56	0:02	SSA3	0.05931	0.65100	Oversupply
10/15/2020 11:57	0:02	SSA2	0.06057	1.31500	Oversupply
10/15/2020 11:58	0:02	SSA3	0.05513	1.22400	Oversupply
10/15/2020 11:59	0:02	SSA2	0.04420	1.29200	Oversupply
10/15/2020 12:00	0:02	SSA3	0.04304	1.32300	Oversupply
10/15/2020 12:01	0:02	SSA2	0.04295	1.39300	Oversupply
10/15/2020 12:02	0:02	SSA3	0.04233	1.57100	Oversupply
10/15/2020 12:03	0:02	SSA2	0.04295	0.32700	Oversupply
10/15/2020 12:04	0:02	SSA3	0.04269	1.70100	Oversupply
10/15/2020 12:05	0:04	SSA2	0.08556	1.42800	Oversupply
10/15/2020 12:06	0:02	SSA3	0.04339	1.81900	Oversupply
10/15/2020 12:08	0:02	SSA3	0.04304	1.82500	Oversupply
10/15/2020 12:09	0:02	SSA2	0.04295	2.09800	Oversupply
10/15/2020 12:10	0:02	SSA3	0.04269	1.80900	Oversupply
10/15/2020 12:11	0:02	SSA2	0.04260	1.93800	Oversupply
10/15/2020 12:12	0:02	SSA3	0.04269	1.79500	Oversupply
10/15/2020 12:13	0:02	SSA2	0.04166	1.66700	Oversupply
10/15/2020 12:14	0:02	SSA3	0.04304	1.42000	Oversupply
10/15/2020 12:15	0:02	SSA2	0.03900	2.45500	Oversupply
10/15/2020 12:16	0:02	SSA3	0.04339	0.30000	Oversupply
10/15/2020 12:17	0:02	SSA2	0.03932	2.52700	Oversupply
10/15/2020 12:18	0:02	SSA3	0.04233	1.35900	Oversupply
10/15/2020 12:19	0:02	SSA2	0.03965	1.24000	Oversupply
10/15/2020 12:20	0:02	SSA3	0.04269	2.66300	Oversupply
10/15/2020 12:21	0:02	SSA2	0.03932	1.87500	Oversupply
10/15/2020 12:22	0:02	SSA3	0.04233	1.92200	Oversupply
10/15/2020 12:23	0:02	SSA2	0.03900	1.27400	Oversupply
10/15/2020 12:24	0:02	SSA3	0.04233	1.63600	Oversupply
10/15/2020 12:25	0:02	SSA2	0.03932	0.73300	Oversupply
10/15/2020 12:26	0:02	SSA3	0.04269	2.08300	Oversupply
10/15/2020 12:28	0:02	SSA2	0.03900	1.33000	Oversupply
10/15/2020 12:28	0:02	SSA3	0.04352	1.77000	Oversupply
10/15/2020 12:30	0:02	SSA2	0.03785	1.78900	Oversupply
10/15/2020 12:30	0:02	SSA3	0.04227	2.14300	Oversupply
10/15/2020 12:32	0:02	SSA2	0.03785	1.89700	Oversupply
10/15/2020 12:32	0:02	SSA3	0.04262	2.02700	Oversupply
10/15/2020 12:34	0:02	SSA2	0.03753	1.94200	Oversupply
10/15/2020 12:34	0:02	SSA3	0.04297	1.24600	Oversupply



Maui Curtailment Report

October 2020

Start Date and Time	Duration (minutes)	IPP Curtailed	Estimated Curtailed MWH	Peak MW Curtailed	Reasons for Curtailment
10/15/2020 12:36	0:02	SSA2	0.03785	0.44900	Oversupply
10/15/2020 12:36	0:02	SSA3	0.04262	1.10200	Oversupply
10/15/2020 12:38	0:02	SSA2	0.03785	1.17000	Oversupply
10/15/2020 12:38	0:02	SSA3	0.04262	0.94900	Oversupply
10/15/2020 12:40	0:02	SSA2	0.03785	1.33300	Oversupply
10/15/2020 12:40	0:02	SSA3	0.04262	1.90400	Oversupply
10/15/2020 12:42	0:02	SSA2	0.03753	2.20800	Oversupply
10/15/2020 12:42	0:02	SSA3	0.04227	1.83100	Oversupply
10/15/2020 12:44	0:02	SSA2	0.01753	2.83900	Oversupply
10/17/2020 8:56	0:02	SSA3	0.00756	2.10900	Oversupply
10/17/2020 9:18	0:02	SSA2	0.01275	1.10100	Oversupply
10/17/2020 9:19	0:02	SSA3	0.01987	0.57800	Oversupply
10/17/2020 9:27	0:02	SSA3	0.02003	2.42700	Oversupply
10/17/2020 9:28	0:06	SSA2	0.05428	0.03200	Oversupply
10/17/2020 9:29	0:05	AWE	0.11846	20.80000	Oversupply
10/17/2020 9:29	0:06	KWPll	0.07649	1.19156	Oversupply
10/17/2020 9:29	0:06	SSA3	0.08477	0.02600	Oversupply
10/17/2020 9:34	0:02	SSA2	0.01998	0.30500	Oversupply
10/17/2020 9:44	0:02	SSA2	0.01324	1.26100	Oversupply
10/17/2020 9:45	0:02	SSA3	0.01773	2.79200	Oversupply
10/17/2020 9:46	0:02	SSA2	0.00592	0.68600	Oversupply
10/17/2020 9:47	0:02	SSA3	0.01773	0.89700	Oversupply
10/17/2020 9:56	0:02	SSA2	0.00587	2.47100	Oversupply
10/17/2020 9:57	0:02	SSA3	0.01773	0.98400	Oversupply
10/17/2020 10:00	0:04	SSA2	0.03674	1.18800	Oversupply
10/17/2020 10:01	0:02	AWE	0.01615	20.00000	Oversupply
10/17/2020 10:01	0:04	KWPll	0.01713	0.53291	Oversupply
10/17/2020 10:01	0:04	SSA3	0.09371	0.02300	Oversupply
10/17/2020 10:04	0:01	AWE	0.02840	19.50000	Oversupply
10/17/2020 10:04	0:04	SSA2	0.03674	0.02200	Oversupply
10/17/2020 10:05	0:02	SSA3	0.04705	0.11500	Oversupply
10/17/2020 10:07	0:02	SSA3	0.04628	0.51400	Oversupply
10/17/2020 10:09	0:02	SSA2	0.01822	0.04900	Oversupply
10/17/2020 10:09	0:02	SSA3	0.04628	0.34300	Oversupply
10/17/2020 10:11	0:02	SSA2	0.01837	0.63100	Oversupply
10/17/2020 10:13	0:02	SSA3	0.04776	1.67700	Oversupply
10/17/2020 10:15	0:02	SSA2	0.01996	0.03600	Oversupply
10/17/2020 10:15	0:02	SSA3	0.06896	0.01600	Oversupply
10/17/2020 10:16	0:01	KWPll	0.00010	0.00599	Oversupply
10/17/2020 10:16	0:02	AWE	0.02656	19.90000	Oversupply
10/17/2020 10:17	0:02	SSA2	0.01996	0.00000	Oversupply
10/17/2020 10:17	0:02	SSA3	0.06953	0.08400	Oversupply
10/17/2020 10:19	0:02	SSA2	0.01996	0.08000	Oversupply
10/17/2020 10:19	0:02	SSA3	0.06896	0.15300	Oversupply
10/17/2020 10:21	0:02	AWE	0.02530	17.80000	Oversupply
10/17/2020 10:21	0:06	KWPll	0.06117	1.13966	Oversupply
10/17/2020 10:21	0:06	SSA2	0.05973	0.00200	Oversupply
10/17/2020 10:21	0:06	SSA3	0.20744	0.01700	Oversupply
10/17/2020 10:24	0:02	AWE	0.07424	19.60000	Oversupply
10/17/2020 10:27	0:02	SSA2	0.01980	0.34400	Oversupply
10/17/2020 10:27	0:02	SSA3	0.06896	1.27300	Oversupply
10/17/2020 10:29	0:02	SSA2	0.02073	0.65300	Oversupply
10/17/2020 10:31	0:02	SSA3	0.05543	2.66200	Oversupply
10/17/2020 10:33	0:02	SSA2	0.05171	0.01800	Oversupply
10/17/2020 10:33	0:02	SSA3	0.05543	0.08100	Oversupply
10/17/2020 10:35	0:18	AWE	0.97384	18.60000	Oversupply
10/17/2020 10:35	0:41	KWPll	1.45654	3.54075	Oversupply
10/17/2020 10:35	0:40	SSA2	1.21570	0.01500	Oversupply
10/17/2020 10:35	0:40	SSA3	1.51473	0.00400	Oversupply
10/17/2020 10:54	0:21	AWE	0.70510	17.00000	Oversupply
10/17/2020 11:15	0:02	SSA2	0.05815	0.02700	Oversupply
10/17/2020 11:16	0:02	SSA3	0.04802	0.10500	Oversupply
10/17/2020 11:17	0:02	SSA2	0.05767	0.31300	Oversupply
10/17/2020 11:18	0:02	SSA3	0.04763	0.04700	Oversupply
10/17/2020 11:19	0:02	SSA2	0.05815	0.60900	Oversupply
10/17/2020 11:20	0:02	SSA3	0.04802	0.52200	Oversupply
10/17/2020 11:21	0:16	SSA2	0.51900	0.27800	Oversupply
10/17/2020 11:22	0:16	KWPll	0.91535	4.92491	Oversupply
10/17/2020 11:22	0:16	SSA3	0.27772	0.00900	Oversupply
10/17/2020 11:23	0:03	AWE	0.03987	15.90000	Oversupply
10/17/2020 11:29	0:06	AWE	0.15793	16.80000	Oversupply
10/17/2020 11:37	0:02	SSA2	0.07833	0.00500	Oversupply
10/17/2020 11:38	0:02	SSA3	0.02187	0.30300	Oversupply
10/17/2020 11:41	0:02	SSA2	0.07899	2.12700	Oversupply
10/17/2020 11:42	0:02	SSA3	0.02205	0.96900	Oversupply



Maui Curtailment Report

October 2020

Start Date and Time	Duration (minutes)	IPP Curtailed	Estimated Curtailed MWH	Peak MW Curtailed	Reasons for Curtailment
10/17/2020 11:43	0:02	SSA2	0.08020	0.02600	Oversupply
10/17/2020 11:44	0:01	KWP11	0.00210	3.30523	Oversupply
10/17/2020 11:44	0:02	SSA3	0.02444	0.00100	Oversupply
10/17/2020 11:45	0:02	SSA2	0.07212	0.39300	Oversupply
10/17/2020 11:46	0:02	SSA3	0.04227	0.00700	Oversupply
10/17/2020 11:47	0:02	KWP11	0.01367	4.29919	Oversupply
10/17/2020 11:47	0:02	SSA2	0.07093	0.03400	Oversupply
10/17/2020 11:48	0:02	SSA3	0.04192	-0.00300	Oversupply
10/17/2020 11:49	0:02	SSA2	0.07152	0.45000	Oversupply
10/17/2020 11:50	0:02	SSA3	0.04192	0.39300	Oversupply
10/17/2020 11:51	0:02	SSA2	0.07152	0.45500	Oversupply
10/17/2020 11:52	0:02	SSA3	0.04227	0.34200	Oversupply
10/17/2020 11:53	0:02	SSA2	0.07093	0.75300	Oversupply
10/17/2020 11:54	0:02	SSA3	0.04227	0.33000	Oversupply
10/17/2020 11:55	0:02	SSA2	0.07212	0.58500	Oversupply
10/17/2020 11:56	0:02	SSA3	0.04192	0.04700	Oversupply
10/17/2020 11:57	0:02	SSA2	0.07093	1.04100	Oversupply
10/17/2020 11:58	0:02	SSA3	0.04302	0.33400	Oversupply
10/17/2020 11:59	0:36	SSA2	1.17297	0.02200	Oversupply
10/17/2020 12:00	0:07	KWP11	0.19358	4.43192	Oversupply
10/17/2020 12:00	0:34	SSA3	0.81480	0.00300	Oversupply
10/17/2020 12:08	0:27	KWP11	0.65109	4.31216	Oversupply
10/17/2020 12:34	0:02	SSA3	0.03142	0.01900	Oversupply
10/17/2020 12:35	0:02	SSA2	0.05866	0.29800	Oversupply
10/17/2020 12:36	0:02	SSA3	0.03168	0.17000	Oversupply
10/17/2020 12:37	0:02	SSA2	0.05915	0.47200	Oversupply
10/17/2020 13:14	0:02	SSA2	0.04889	1.70800	Oversupply
10/17/2020 13:15	0:02	SSA3	0.07284	0.12800	Oversupply
10/17/2020 13:16	0:02	SSA2	0.08276	0.59400	Oversupply
10/17/2020 13:17	0:02	SSA3	0.07344	0.49100	Oversupply
10/17/2020 13:18	0:02	SSA2	0.08140	0.83900	Oversupply
10/17/2020 13:19	0:02	SSA3	0.07224	0.19700	Oversupply
10/17/2020 13:20	0:02	SSA2	0.08208	0.78700	Oversupply
10/17/2020 13:21	0:02	KWP11	0.01581	3.61459	Oversupply
10/17/2020 13:21	0:02	SSA3	0.07284	0.03300	Oversupply
10/17/2020 13:22	0:02	SSA2	0.08140	0.00700	Oversupply
10/17/2020 13:23	0:02	SSA3	0.07344	0.12700	Oversupply
10/17/2020 13:24	0:02	SSA2	0.08208	0.15600	Oversupply
10/17/2020 13:25	0:02	SSA3	0.07284	0.14000	Oversupply
10/17/2020 13:26	0:02	SSA2	0.08208	0.11200	Oversupply
10/18/2020 10:37	0:02	SSA3	0.01265	2.66200	Oversupply
10/18/2020 10:37	0:02	SSA2	0.01003	2.06900	Oversupply
10/18/2020 10:39	0:02	SSA3	0.01254	1.47900	Oversupply
10/18/2020 10:39	0:02	SSA2	0.01020	1.08700	Oversupply
10/18/2020 10:41	0:02	SSA3	0.01265	1.74700	Oversupply
10/18/2020 10:41	0:02	SSA2	0.01003	1.16400	Oversupply
10/18/2020 10:47	0:02	SSA3	0.07495	2.87100	Oversupply
10/18/2020 10:47	0:02	SSA2	0.07561	0.67400	Oversupply
10/18/2020 10:49	0:02	SSA3	0.07433	0.72600	Oversupply
10/18/2020 10:49	0:02	SSA2	0.07561	0.82300	Oversupply
10/18/2020 10:51	0:02	SSA3	0.07557	0.93600	Oversupply
10/18/2020 10:52	0:02	SSA2	0.07561	0.90500	Oversupply
10/18/2020 10:53	0:02	SSA3	0.07557	0.84600	Oversupply
10/18/2020 10:54	0:02	SSA2	0.07498	0.57400	Oversupply
10/18/2020 10:55	0:02	SSA3	0.07433	0.09000	Oversupply
10/18/2020 10:56	0:05	AWE	0.08028	19.60000	Oversupply
10/18/2020 10:56	0:06	SSA2	0.23344	0.03100	Oversupply
10/18/2020 10:57	0:04	SSA3	0.16391	0.01000	Oversupply
10/18/2020 11:01	0:02	SSA3	0.04680	0.13800	Oversupply
10/18/2020 11:02	1:12	SSA2	3.27964	0.04900	Oversupply
10/18/2020 11:03	0:02	SSA3	0.04719	0.19800	Oversupply
10/18/2020 11:04	0:55	AWE	2.50907	21.00000	Oversupply
10/18/2020 11:05	1:09	SSA3	2.04299	0.00200	Oversupply
10/18/2020 11:12	1:02	KWP11	2.00510	3.30523	Oversupply
10/18/2020 12:01	0:01	AWE	0.00945	19.90000	Oversupply
10/18/2020 12:05	0:01	AWE	0.00062	19.80000	Oversupply
10/18/2020 12:07	0:01	AWE	0.00037	19.70000	Oversupply
10/18/2020 12:14	0:02	SSA3	0.02049	0.48800	Oversupply
10/18/2020 12:14	0:02	SSA2	0.08409	0.72200	Oversupply
10/18/2020 12:16	0:02	SSA3	0.08233	0.90600	Oversupply
10/18/2020 12:16	0:02	SSA2	0.06804	2.58300	Oversupply
10/18/2020 12:18	0:02	SSA3	0.08371	1.66900	Oversupply
10/18/2020 12:18	0:02	SSA2	0.06861	1.67100	Oversupply
10/18/2020 12:20	0:01	KWP11	0.00863	2.97391	Oversupply
10/18/2020 12:20	0:02	SSA3	0.08233	0.24500	Oversupply



Maui Curtailment Report

October 2020

Start Date and Time	Duration (minutes)	IPP Curtailed	Estimated Curtailed MWH	Peak MW Curtailed	Reasons for Curtailment
10/18/2020 12:20	0:02	SSA2	0.06861	0.25100	Oversupply
10/18/2020 12:22	0:01	KWPPII	0.00522	2.94796	Oversupply
10/18/2020 12:22	0:02	SSA3	0.08233	0.00700	Oversupply
10/18/2020 12:22	0:02	SSA2	0.06861	0.02400	Oversupply
10/18/2020 12:24	0:01	KWPPII	0.00243	2.88708	Oversupply
10/18/2020 12:24	0:02	SSA3	0.08302	0.06800	Oversupply
10/18/2020 12:24	0:02	SSA2	0.06861	0.08400	Oversupply
10/18/2020 12:26	0:10	SSA3	0.39916	0.33500	Oversupply
10/18/2020 12:26	0:10	SSA2	0.33484	0.00200	Oversupply
10/18/2020 12:27	0:07	KWPPII	0.09793	3.59164	Oversupply
10/18/2020 12:35	0:01	KWPPII	0.02502	4.25329	Oversupply
10/18/2020 12:36	0:02	SSA3	0.07764	0.29000	Oversupply
10/18/2020 12:36	0:02	SSA2	0.06599	0.11800	Oversupply
10/18/2020 12:38	0:02	SSA3	0.07828	0.19500	Oversupply
10/18/2020 12:38	0:02	SSA2	0.06545	0.08400	Oversupply
10/18/2020 12:40	0:02	SSA3	0.07764	0.34500	Oversupply
10/18/2020 12:40	0:02	SSA2	0.06599	0.30200	Oversupply
10/18/2020 12:42	0:02	SSA3	0.07764	0.48000	Oversupply
10/18/2020 12:42	0:02	SSA2	0.06599	0.90500	Oversupply
10/18/2020 12:44	0:02	SSA3	0.03231	1.62400	Oversupply
10/18/2020 12:44	0:02	SSA2	0.02552	1.05500	Oversupply
10/18/2020 12:46	0:02	SSA3	0.00907	1.53100	Oversupply
10/18/2020 12:46	0:02	SSA2	0.00514	1.11300	Oversupply
10/18/2020 12:48	0:02	SSA3	0.00915	2.04500	Oversupply
10/18/2020 12:48	0:02	SSA2	0.00509	0.32300	Oversupply
10/19/2020 4:12	0:01	AWE	0.00228	18.10000	Oversupply
10/19/2020 4:15	0:06	AWE	0.10379	19.80000	Oversupply
10/19/2020 10:07	0:02	SSA3	0.00372	2.44100	Oversupply
10/19/2020 10:09	0:02	SSA3	0.00375	2.43900	Oversupply
10/19/2020 10:10	0:02	SSA2	0.00223	2.22600	Oversupply
10/19/2020 10:20	0:02	SSA2	0.01718	1.59700	Oversupply
10/19/2020 10:21	0:02	SSA3	0.01144	2.55000	Oversupply
10/19/2020 10:22	0:02	SSA2	0.01690	2.55500	Oversupply
10/19/2020 10:23	0:02	SSA3	0.01153	1.14900	Oversupply
10/19/2020 10:24	0:02	SSA2	0.01704	1.10900	Oversupply
10/19/2020 10:30	0:02	SSA2	0.03045	1.19700	Oversupply
10/19/2020 10:34	0:02	SSA2	0.03020	1.91200	Oversupply
10/19/2020 10:36	0:02	SSA2	0.03045	1.14700	Oversupply
10/19/2020 10:37	0:02	SSA3	0.03442	1.32300	Oversupply
10/19/2020 10:38	0:02	SSA2	0.03020	0.10800	Oversupply
10/19/2020 10:39	0:02	SSA3	0.03471	0.46100	Oversupply
10/19/2020 10:40	0:02	SSA2	0.03071	0.25600	Oversupply
10/19/2020 10:41	0:02	SSA3	0.03442	0.24000	Oversupply
10/19/2020 10:42	0:02	SSA2	0.03020	1.72300	Oversupply
10/19/2020 10:43	0:02	SSA3	0.02980	2.02900	Oversupply
10/19/2020 10:44	0:02	SSA2	0.01066	2.13000	Oversupply
10/19/2020 10:45	0:02	SSA3	0.01969	2.47700	Oversupply
10/19/2020 10:46	0:02	SSA2	0.02193	2.81600	Oversupply
10/19/2020 10:47	0:02	SSA3	0.01953	2.63100	Oversupply
10/19/2020 10:48	0:02	SSA2	0.02211	1.36800	Oversupply
10/19/2020 10:49	0:02	SSA3	0.01937	1.22800	Oversupply
10/19/2020 10:50	0:02	SSA2	0.02211	1.21300	Oversupply
10/19/2020 10:51	0:02	SSA3	0.01937	1.48300	Oversupply
10/19/2020 10:52	0:02	SSA2	0.02193	2.50400	Oversupply
10/19/2020 10:59	0:02	SSA3	0.02989	2.73600	Oversupply
10/19/2020 11:00	0:02	SSA2	0.03650	2.13800	Oversupply
10/19/2020 11:01	0:02	SSA3	0.03432	0.63800	Oversupply
10/19/2020 11:02	0:02	SSA2	0.03620	2.11100	Oversupply
10/19/2020 11:03	0:02	SSA3	0.03489	1.82200	Oversupply
10/19/2020 11:04	0:02	SSA2	0.03650	2.01600	Oversupply
10/19/2020 11:05	0:02	SSA3	0.03489	1.60900	Oversupply
10/19/2020 11:06	0:02	SSA2	0.03620	2.22900	Oversupply
10/19/2020 11:07	0:02	SSA3	0.03489	2.20300	Oversupply
10/19/2020 11:11	0:02	SSA3	0.03489	2.80200	Oversupply
10/19/2020 11:12	0:02	SSA2	0.03650	0.70600	Oversupply
10/19/2020 11:13	0:02	SSA3	0.03842	1.19000	Oversupply
10/19/2020 11:14	0:02	SSA2	0.04499	0.33000	Oversupply
10/19/2020 11:15	0:02	SSA3	0.04510	1.41900	Oversupply
10/19/2020 11:16	0:02	SSA2	0.04591	1.53200	Oversupply
10/19/2020 11:17	0:02	SSA3	0.04473	1.39900	Oversupply
10/19/2020 11:18	0:02	SSA2	0.04591	1.73800	Oversupply
10/19/2020 11:19	0:02	SSA3	0.04547	1.58400	Oversupply
10/19/2020 11:20	0:02	SSA2	0.04553	2.43400	Oversupply
10/19/2020 11:21	0:02	SSA3	0.04510	1.49200	Oversupply
10/19/2020 11:22	0:02	SSA2	0.04591	0.86100	Oversupply



Maui Curtailment Report

October 2020

Start Date and Time	Duration (minutes)	IPP Curtailed	Estimated Curtailed MWH	Peak MW Curtailed	Reasons for Curtailment
10/19/2020 11:23	0:02	SSA3	0.04473	1.20000	Oversupply
10/19/2020 11:24	0:02	SSA2	0.04591	1.28600	Oversupply
10/19/2020 11:25	0:02	SSA3	0.04547	1.41100	Oversupply
10/19/2020 11:26	0:02	SSA2	0.04591	1.30000	Oversupply
10/19/2020 11:27	0:02	SSA3	0.04510	1.07500	Oversupply
10/19/2020 11:28	0:02	SSA2	0.02858	0.64100	Oversupply
10/19/2020 11:30	0:02	SSA3	0.01714	0.66200	Oversupply
10/19/2020 11:30	0:02	SSA2	0.01055	1.27600	Oversupply
10/19/2020 11:32	0:02	SSA2	0.01064	2.54100	Oversupply
10/19/2020 11:34	0:02	SSA3	0.01700	0.63300	Oversupply
10/19/2020 11:35	0:02	SSA2	0.01047	2.01500	Oversupply
10/19/2020 11:36	0:02	SSA3	0.01714	2.63500	Oversupply
10/19/2020 11:37	0:02	SSA2	0.01055	2.43500	Oversupply
10/19/2020 11:38	0:02	SSA3	0.01700	1.96300	Oversupply
10/19/2020 11:42	0:02	SSA3	0.01714	2.24800	Oversupply
10/19/2020 11:43	0:02	SSA2	0.01157	2.61500	Oversupply
10/19/2020 11:48	0:02	SSA3	0.02813	2.39800	Oversupply
10/19/2020 11:50	0:02	SSA3	0.02813	1.85700	Oversupply
10/19/2020 11:51	0:02	SSA2	0.02804	2.11300	Oversupply
10/19/2020 11:52	0:02	SSA3	0.02790	1.31900	Oversupply
10/19/2020 11:53	0:02	SSA2	0.02804	1.08800	Oversupply
10/19/2020 11:54	0:02	SSA3	0.02813	1.93000	Oversupply
10/19/2020 11:55	0:02	SSA2	0.02780	1.43300	Oversupply
10/19/2020 11:56	0:02	SSA3	0.02813	1.99600	Oversupply
10/19/2020 11:57	0:02	SSA2	0.02804	1.16400	Oversupply
10/19/2020 12:01	0:02	SSA2	0.02273	2.19900	Oversupply
10/19/2020 12:02	0:02	SSA3	0.02271	2.23600	Oversupply
10/19/2020 12:03	0:02	SSA2	0.02292	2.02500	Oversupply
10/19/2020 12:04	0:02	SSA3	0.02252	1.85400	Oversupply
10/19/2020 12:06	0:02	SSA3	0.02233	2.69900	Oversupply
10/19/2020 12:07	0:02	SSA2	0.02292	2.72900	Oversupply
10/19/2020 12:08	0:02	SSA3	0.02233	2.76600	Oversupply
10/19/2020 12:09	0:02	SSA2	0.02273	2.15100	Oversupply
10/19/2020 12:11	0:02	SSA2	0.02292	2.61400	Oversupply
10/19/2020 12:12	0:02	SSA3	0.02233	1.42100	Oversupply
10/19/2020 12:13	0:02	SSA2	0.02371	2.20400	Oversupply
10/19/2020 12:15	0:02	SSA2	0.02371	2.99800	Oversupply
10/19/2020 12:16	0:02	SSA3	0.01042	2.72800	Oversupply
10/19/2020 12:17	0:02	SSA2	0.02391	2.43400	Oversupply
10/19/2020 12:21	0:02	SSA2	0.02411	2.04300	Oversupply
10/19/2020 12:22	0:02	SSA3	0.01051	1.90100	Oversupply
10/19/2020 12:24	0:02	SSA3	0.01051	2.80900	Oversupply
10/19/2020 12:25	0:02	SSA2	0.02391	1.16700	Oversupply
10/19/2020 12:36	0:02	SSA3	0.00767	2.90600	Oversupply
10/19/2020 12:37	0:02	SSA2	0.01002	2.86500	Oversupply
10/19/2020 12:38	0:02	SSA3	0.00773	2.40700	Oversupply
10/19/2020 12:39	0:02	SSA2	0.01002	2.45900	Oversupply
10/19/2020 12:40	0:02	SSA3	0.00779	2.67400	Oversupply
10/19/2020 12:41	0:02	SSA2	0.00993	1.75100	Oversupply
10/19/2020 12:42	0:02	SSA3	0.00773	1.66800	Oversupply
10/20/2020 9:35	0:02	SSA2	0.01083	2.04600	Oversupply
10/20/2020 9:36	0:02	SSA3	0.01145	0.88800	Oversupply
10/20/2020 9:37	0:02	SSA2	0.01074	0.10100	Oversupply
10/20/2020 9:38	0:02	SSA3	0.01155	1.38100	Oversupply
10/20/2020 9:39	0:02	SSA2	0.01083	1.18500	Oversupply
10/20/2020 9:40	0:02	SSA3	0.01145	1.59100	Oversupply
10/20/2020 9:41	0:02	SSA2	0.01083	1.69100	Oversupply
10/20/2020 9:42	0:02	SSA3	0.01155	2.00300	Oversupply
10/20/2020 9:44	0:02	SSA3	0.01155	2.32200	Oversupply
10/20/2020 9:46	0:02	SSA3	0.01587	0.45300	Oversupply
10/20/2020 9:47	0:02	SSA2	0.01277	0.66200	Oversupply
10/20/2020 9:48	0:02	SSA3	0.01573	1.53900	Oversupply
10/20/2020 9:49	0:02	SSA2	0.01287	1.36200	Oversupply
10/20/2020 9:50	0:02	SSA3	0.01587	1.73700	Oversupply
10/20/2020 9:51	0:02	SSA2	0.01287	1.14200	Oversupply
10/20/2020 9:54	0:02	SSA3	0.01573	2.39400	Oversupply
10/20/2020 9:56	0:02	SSA3	0.01587	2.40400	Oversupply
10/20/2020 9:57	0:02	SSA2	0.01277	2.40500	Oversupply
10/20/2020 9:58	0:02	SSA3	0.02025	2.43000	Oversupply
10/20/2020 9:59	0:02	SSA2	0.00559	1.51600	Oversupply
10/20/2020 10:00	0:02	SSA3	0.03007	1.95900	Oversupply
10/20/2020 10:01	0:02	SSA2	0.01744	2.08400	Oversupply
10/20/2020 10:03	0:02	SSA3	0.02982	1.66700	Oversupply
10/20/2020 10:07	0:02	SSA3	0.02958	2.47300	Oversupply
10/20/2020 10:07	0:02	SSA2	0.01744	2.70600	Oversupply



Maui Curtailment Report

October 2020

Start Date and Time	Duration (minutes)	IPP Curtailed	Estimated Curtailed MWH	Peak MW Curtailed	Reasons for Curtailment
10/20/2020 11:54	0:02	SSA2	0.07912	0.08000	Oversupply
10/20/2020 11:55	0:01	KWPPI	0.00097	1.14865	Oversupply
10/20/2020 11:55	0:02	SSA3	0.07422	0.46600	Oversupply
10/20/2020 11:56	0:02	SSA2	0.07847	0.26600	Oversupply
10/20/2020 11:57	0:02	SSA3	0.07361	2.32500	Oversupply
10/20/2020 11:58	0:02	SSA2	0.07243	1.35500	Oversupply
10/20/2020 11:59	0:02	SSA3	0.03323	1.72400	Oversupply
10/20/2020 12:00	0:02	SSA2	0.02113	1.43900	Oversupply
10/20/2020 12:01	0:02	SSA3	0.00496	1.28000	Oversupply
10/20/2020 12:02	0:02	SSA2	0.02131	1.11500	Oversupply
10/20/2020 12:14	0:02	SSA3	-0.00578	3.01400	Oversupply
10/20/2020 12:14	0:02	SSA2	0.00920	2.53900	Oversupply
10/21/2020 10:14	0:02	SSA3	0.04641	2.27700	Oversupply
10/21/2020 10:14	0:02	SSA2	0.04288	2.15700	Oversupply
10/21/2020 10:16	0:02	SSA3	0.07049	0.22700	Oversupply
10/21/2020 10:16	0:02	SSA2	0.05509	0.03600	Oversupply
10/21/2020 10:18	0:02	SSA3	0.07049	0.58600	Oversupply
10/21/2020 10:18	0:02	SSA2	0.05601	0.23600	Oversupply
10/21/2020 10:20	0:02	SSA3	0.07049	0.37400	Oversupply
10/21/2020 10:20	0:02	SSA2	0.05555	0.48700	Oversupply
10/21/2020 10:22	0:02	SSA3	0.07049	0.65200	Oversupply
10/21/2020 10:22	0:02	SSA2	0.05555	0.48800	Oversupply
10/21/2020 10:24	0:02	SSA3	0.07049	0.86600	Oversupply
10/21/2020 10:24	0:02	SSA2	0.05555	1.14000	Oversupply
10/21/2020 10:26	0:02	SSA3	0.06991	0.56600	Oversupply
10/21/2020 10:26	0:02	SSA2	0.05509	0.34700	Oversupply
10/21/2020 10:28	0:02	SSA3	0.07676	0.11200	Oversupply
10/21/2020 10:28	0:02	SSA2	0.06229	0.31500	Oversupply
10/21/2020 10:30	0:02	SSA3	0.09004	0.26600	Oversupply
10/21/2020 10:30	0:02	SSA2	0.05466	0.21200	Oversupply
10/21/2020 10:32	0:04	AWE	0.01684	6.50000	Oversupply
10/21/2020 10:32	0:06	SSA3	0.26715	0.00400	Oversupply
10/21/2020 10:32	0:06	SSA2	0.16581	0.04700	Oversupply
10/21/2020 10:38	0:01	AWE	0.00169	6.20000	Oversupply
10/21/2020 10:38	0:02	SSA3	0.09004	0.03400	Oversupply
10/21/2020 10:38	0:02	SSA2	0.05512	0.12700	Oversupply
10/21/2020 10:40	0:02	SSA3	0.09004	0.00300	Oversupply
10/21/2020 10:40	0:02	SSA2	0.05466	0.00800	Oversupply
10/21/2020 10:42	0:01	AWE	0.00115	5.60000	Oversupply
10/21/2020 10:42	0:02	SSA3	0.08856	0.00100	Oversupply
10/21/2020 10:42	0:12	SSA2	0.30546	0.12000	Oversupply
10/21/2020 10:44	0:10	SSA3	0.45693	0.00000	Oversupply
10/21/2020 10:45	0:02	AWE	0.00388	6.40000	Oversupply
10/21/2020 10:48	0:01	AWE	0.00702	6.40000	Oversupply
10/21/2020 10:51	0:04	AWE	0.01710	7.00000	Oversupply
10/21/2020 10:55	0:02	SSA2	0.04869	0.00200	Oversupply
10/21/2020 10:55	0:02	SSA3	0.09229	0.04200	Oversupply
10/21/2020 10:57	0:06	AWE	0.04186	7.60000	Oversupply
10/21/2020 10:57	0:04	SSA2	0.09504	0.05200	Oversupply
10/21/2020 10:57	0:04	SSA3	0.18159	0.00700	Oversupply
10/21/2020 11:01	0:04	SSA2	0.11198	0.00600	Oversupply
10/21/2020 11:01	0:08	SSA3	0.36075	0.00100	Oversupply
10/21/2020 11:04	0:05	AWE	0.04041	7.00000	Oversupply
10/21/2020 11:05	0:04	SSA2	0.11152	0.00000	Oversupply
10/21/2020 11:09	0:02	SSA2	0.05599	0.10600	Oversupply
10/21/2020 11:09	0:02	SSA3	0.09093	0.18600	Oversupply
10/21/2020 11:11	0:01	AWE	0.00213	7.80000	Oversupply
10/21/2020 11:11	0:02	SSA2	0.05645	0.04500	Oversupply
10/21/2020 11:11	0:02	SSA3	0.09019	0.03400	Oversupply
10/21/2020 11:13	0:02	SSA2	0.05610	0.47300	Oversupply
10/21/2020 11:13	0:02	SSA3	0.09111	0.54400	Oversupply
10/21/2020 11:15	0:02	SSA2	0.08817	0.25300	Oversupply
10/21/2020 11:15	0:02	SSA3	0.09319	0.58500	Oversupply
10/21/2020 11:17	0:04	SSA2	0.17854	0.03600	Oversupply
10/21/2020 11:17	0:04	SSA3	0.18333	0.04800	Oversupply
10/21/2020 11:18	0:03	AWE	0.01274	7.60000	Oversupply
10/21/2020 11:21	0:02	SSA2	0.08817	0.06600	Oversupply
10/21/2020 11:21	0:02	SSA3	0.09319	0.08400	Oversupply
10/21/2020 11:23	0:02	SSA2	0.08890	0.06400	Oversupply
10/21/2020 11:23	0:02	SSA3	0.09167	0.02200	Oversupply
10/21/2020 11:24	0:01	AWE	0.00085	7.80000	Oversupply
10/21/2020 11:25	0:02	SSA2	0.08890	0.38100	Oversupply
10/21/2020 11:25	0:02	SSA3	0.09243	0.33700	Oversupply
10/21/2020 11:27	0:02	SSA2	0.08817	0.23100	Oversupply
10/21/2020 11:27	0:02	SSA3	0.09243	0.25300	Oversupply



Maui Curtailment Report

October 2020

Start Date and Time	Duration (minutes)	IPP Curtailed	Estimated Curtailed MWH	Peak MW Curtailed	Reasons for Curtailment
10/21/2020 11:29	0:06	SSA2	0.22468	0.16700	Oversupply
10/21/2020 11:29	0:10	SSA3	0.41190	0.01700	Oversupply
10/21/2020 11:30	0:03	AWE	0.02901	7.10000	Oversupply
10/21/2020 11:34	0:01	AWE	0.00348	6.40000	Oversupply
10/21/2020 11:35	0:02	SSA2	0.06930	0.02600	Oversupply
10/21/2020 11:37	0:02	SSA2	0.06930	0.00200	Oversupply
10/21/2020 11:38	0:01	AWE	0.00430	7.30000	Oversupply
10/21/2020 11:39	0:02	SSA2	0.06930	0.25400	Oversupply
10/21/2020 11:39	0:02	SSA3	0.08061	0.41300	Oversupply
10/21/2020 11:41	0:02	SSA2	0.06930	0.76700	Oversupply
10/21/2020 11:41	0:02	SSA3	0.08128	0.69700	Oversupply
10/21/2020 11:43	0:02	SSA2	0.06639	0.37200	Oversupply
10/21/2020 11:43	0:02	SSA3	0.07812	0.41800	Oversupply
10/21/2020 11:45	0:02	SSA2	0.07122	0.64200	Oversupply
10/21/2020 11:45	0:02	SSA3	0.07828	1.02400	Oversupply
10/21/2020 11:47	0:02	SSA2	0.07181	0.83200	Oversupply
10/21/2020 11:47	0:02	SSA3	0.07828	1.46900	Oversupply
10/21/2020 11:49	0:02	SSA2	0.07181	0.63700	Oversupply
10/21/2020 11:49	0:02	SSA3	0.07764	0.02700	Oversupply
10/21/2020 11:50	0:01	AWE	0.00253	7.30000	Oversupply
10/21/2020 11:50	0:01	KWPII	0.00017	0.00998	Oversupply
10/21/2020 11:51	0:02	SSA2	0.07181	0.05100	Oversupply
10/21/2020 11:51	0:02	SSA3	0.07764	0.04700	Oversupply
10/21/2020 11:53	0:02	SSA2	0.07122	0.69000	Oversupply
10/21/2020 11:53	0:02	SSA3	0.07828	0.10000	Oversupply
10/21/2020 11:55	0:02	SSA2	0.07181	1.04000	Oversupply
10/21/2020 11:55	0:02	SSA3	0.07700	0.24600	Oversupply
10/21/2020 11:57	0:02	SSA2	0.07181	1.46900	Oversupply
10/21/2020 11:57	0:02	SSA3	0.07828	1.23500	Oversupply
10/21/2020 11:59	0:02	SSA2	0.07991	1.21700	Oversupply
10/21/2020 11:59	0:02	SSA3	0.08476	1.07100	Oversupply
10/21/2020 12:01	0:02	SSA2	0.07993	0.67000	Oversupply
10/21/2020 12:01	0:02	SSA3	0.08436	0.24600	Oversupply
10/21/2020 12:03	0:02	SSA2	0.08127	0.23900	Oversupply
10/21/2020 12:03	0:02	SSA3	0.08367	0.30200	Oversupply
10/21/2020 12:05	0:02	SSA2	0.07993	0.16200	Oversupply
10/21/2020 12:05	0:02	SSA3	0.08436	0.01100	Oversupply
10/21/2020 12:07	0:02	SSA2	0.08127	0.24300	Oversupply
10/21/2020 12:07	0:02	SSA3	0.08506	0.12500	Oversupply
10/21/2020 12:09	0:02	SSA2	0.07993	0.19700	Oversupply
10/21/2020 12:09	0:02	SSA3	0.08367	0.26500	Oversupply
10/21/2020 12:11	0:02	SSA2	0.08060	0.13000	Oversupply
10/21/2020 12:11	0:02	SSA3	0.08506	0.56500	Oversupply
10/21/2020 12:13	0:02	SSA2	0.07604	0.73900	Oversupply
10/21/2020 12:13	0:02	SSA3	0.07743	0.90200	Oversupply
10/21/2020 12:15	0:02	SSA2	0.06833	0.35900	Oversupply
10/21/2020 12:15	0:02	SSA3	0.06957	0.23300	Oversupply
10/21/2020 12:17	0:04	KWPII	0.02854	1.11871	Oversupply
10/21/2020 12:17	0:04	SSA2	0.13724	0.00800	Oversupply
10/21/2020 12:17	0:02	SSA3	0.06957	0.00100	Oversupply
10/21/2020 12:19	0:02	SSA3	0.06900	0.02200	Oversupply
10/21/2020 12:21	0:02	SSA2	0.06947	0.13400	Oversupply
10/21/2020 12:21	0:02	SSA3	0.07015	0.13000	Oversupply
10/21/2020 12:23	0:02	SSA2	0.06833	0.58500	Oversupply
10/21/2020 12:23	0:02	SSA3	0.06957	0.81200	Oversupply
10/21/2020 12:25	0:02	SSA2	0.06890	1.49700	Oversupply
10/21/2020 12:25	0:02	SSA3	0.07015	1.24000	Oversupply
10/21/2020 12:27	0:02	SSA2	0.06890	1.80300	Oversupply
10/21/2020 12:27	0:02	SSA3	0.06957	1.92100	Oversupply
10/21/2020 12:29	0:02	SSA2	0.04364	1.65100	Oversupply
10/21/2020 12:29	0:02	SSA3	0.04784	2.05700	Oversupply
10/21/2020 12:31	0:02	SSA2	0.03928	1.02200	Oversupply
10/21/2020 12:31	0:02	SSA3	0.04806	1.44400	Oversupply
10/21/2020 12:33	0:02	SSA2	0.03928	2.27000	Oversupply
10/21/2020 12:35	0:02	SSA2	0.03896	2.77300	Oversupply
10/21/2020 12:36	0:02	SSA3	0.04846	2.17300	Oversupply
10/21/2020 12:37	0:02	SSA2	0.03928	1.50700	Oversupply
10/21/2020 12:38	0:02	SSA3	0.04806	1.32500	Oversupply
10/21/2020 12:39	0:02	SSA2	0.03928	1.18300	Oversupply
10/21/2020 12:40	0:02	SSA3	0.04846	1.15700	Oversupply
10/21/2020 12:41	0:02	SSA2	0.03928	1.84100	Oversupply
10/21/2020 12:42	0:02	SSA3	0.04846	1.54600	Oversupply
10/21/2020 12:43	0:02	SSA2	0.02868	1.01100	Oversupply
10/21/2020 12:44	0:02	SSA3	0.03017	0.88500	Oversupply
10/21/2020 12:45	0:02	SSA2	0.00354	2.21700	Oversupply



Maui Curtailment Report

October 2020

Start Date and Time	Duration (minutes)	IPP Curtailed	Estimated Curtailed MWH	Peak MW Curtailed	Reasons for Curtailment
10/22/2020 11:39	0:02	SSA3	0.07764	0.38100	Oversupply
10/22/2020 11:40	0:02	SSA2	0.07580	0.28600	Oversupply
10/22/2020 11:41	0:02	SSA3	0.07764	0.10900	Oversupply
10/22/2020 11:42	0:02	SSA2	0.07643	0.83700	Oversupply
10/22/2020 11:43	0:02	SSA3	0.07397	0.23500	Oversupply
10/22/2020 11:44	0:02	SSA2	0.06660	0.75000	Oversupply
10/22/2020 11:45	0:02	SSA3	0.06285	0.63200	Oversupply
10/22/2020 11:46	0:02	SSA2	0.06087	1.38200	Oversupply
10/22/2020 11:47	0:02	SSA3	0.06337	1.58400	Oversupply
10/22/2020 11:48	0:02	SSA2	0.06137	1.45500	Oversupply
10/22/2020 11:49	0:02	SSA3	0.06285	1.16600	Oversupply
10/22/2020 11:50	0:02	SSA2	0.06087	1.63700	Oversupply
10/22/2020 11:51	0:02	SSA3	0.06233	0.19600	Oversupply
10/22/2020 11:52	0:02	SSA2	0.06137	0.91700	Oversupply
10/22/2020 11:53	0:02	SSA3	0.06337	0.85500	Oversupply
10/22/2020 11:54	0:02	SSA2	0.06137	0.39000	Oversupply
10/22/2020 11:55	0:02	SSA3	0.06285	0.93500	Oversupply
10/22/2020 11:56	0:02	SSA2	0.06137	0.62400	Oversupply
10/22/2020 11:57	0:02	SSA3	0.06337	0.42400	Oversupply
10/22/2020 11:58	0:02	SSA2	0.05625	0.50900	Oversupply
10/22/2020 11:59	0:02	SSA3	0.04285	1.52300	Oversupply
10/22/2020 12:00	0:02	SSA2	0.03527	1.48000	Oversupply
10/22/2020 12:01	0:02	SSA3	0.03897	1.68300	Oversupply
10/22/2020 12:02	0:02	SSA2	0.03556	1.42100	Oversupply
10/22/2020 12:03	0:02	SSA3	0.03865	1.52800	Oversupply
10/22/2020 12:04	0:02	SSA2	0.03556	1.66900	Oversupply
10/22/2020 12:05	0:02	SSA3	0.03865	1.05100	Oversupply
10/22/2020 12:06	0:02	SSA2	0.03527	1.50500	Oversupply
10/22/2020 12:07	0:02	SSA3	0.03897	1.59500	Oversupply
10/22/2020 12:08	0:02	SSA2	0.03556	2.11500	Oversupply
10/22/2020 12:09	0:02	SSA3	0.03865	2.53000	Oversupply
10/22/2020 12:10	0:02	SSA2	0.03527	1.70200	Oversupply
10/22/2020 12:11	0:02	SSA3	0.03865	1.88100	Oversupply
10/22/2020 12:12	0:02	SSA2	0.03556	1.54600	Oversupply
10/22/2020 12:13	0:02	SSA3	0.03460	1.93000	Oversupply
10/22/2020 12:14	0:02	SSA2	0.03329	1.35100	Oversupply
10/22/2020 12:15	0:06	SSA3	0.08797	1.62000	Oversupply
10/22/2020 12:16	0:02	SSA2	0.03247	1.79600	Oversupply
10/22/2020 12:18	0:02	SSA2	0.03247	1.41300	Oversupply
10/22/2020 12:20	0:02	SSA2	0.03220	2.04100	Oversupply
10/22/2020 12:21	0:02	SSA3	0.02900	1.29200	Oversupply
10/22/2020 12:22	0:02	SSA2	0.03247	1.79400	Oversupply
10/22/2020 12:23	0:02	SSA3	0.02924	1.92600	Oversupply
10/22/2020 12:24	0:02	SSA2	0.03247	1.58400	Oversupply
10/22/2020 12:25	0:02	SSA3	0.02924	2.55300	Oversupply
10/22/2020 12:26	0:02	SSA2	0.03220	2.71700	Oversupply
10/22/2020 12:27	0:02	SSA3	0.02900	2.16500	Oversupply
10/22/2020 12:28	0:02	SSA2	0.02816	2.42100	Oversupply
10/22/2020 12:29	0:02	SSA3	0.03052	2.42800	Oversupply
10/22/2020 12:30	0:02	SSA2	0.01714	1.71400	Oversupply
10/22/2020 12:31	0:02	SSA3	0.03033	2.56500	Oversupply
10/22/2020 12:32	0:02	SSA2	0.01714	2.42300	Oversupply
10/22/2020 12:33	0:02	SSA3	0.03084	1.69900	Oversupply
10/22/2020 12:35	0:02	SSA3	0.03084	1.75500	Oversupply
10/22/2020 12:37	0:02	SSA3	0.03059	2.82400	Oversupply
10/22/2020 12:38	0:02	SSA2	0.01714	1.72100	Oversupply
10/22/2020 12:39	0:09	17-2	0.09475	0.75000	Oversupply
10/22/2020 12:40	0:02	SSA3	0.03084	2.36700	Oversupply
10/22/2020 12:40	0:02	SSA2	0.01700	1.94500	Oversupply
10/22/2020 12:42	0:04	SSA2	0.02128	2.66600	Oversupply
10/22/2020 12:44	0:02	SSA3	0.01639	0.69800	Oversupply
10/22/2020 12:46	0:02	SSA3	0.00367	2.80100	Oversupply
10/22/2020 12:46	0:02	SSA2	0.00141	2.69000	Oversupply
10/23/2020 9:39	0:01	17-2	0.00183	0.75000	Oversupply
10/23/2020 10:02	0:01	17-2	0.00033	0.75000	Oversupply
10/23/2020 10:05	0:02	17-2	0.00963	0.52100	Oversupply
10/23/2020 10:05	0:02	SSA2	0.01375	2.38800	Oversupply
10/23/2020 10:06	0:02	SSA3	0.01509	2.42500	Oversupply
10/23/2020 10:08	0:02	SSA3	0.01521	2.45400	Oversupply
10/23/2020 10:09	0:41	17-2	0.32846	0.75000	Oversupply
10/23/2020 10:09	0:02	SSA2	0.01375	1.06000	Oversupply
10/23/2020 10:10	0:02	SSA3	0.01521	0.08300	Oversupply
10/23/2020 10:11	0:02	SSA2	0.01375	1.70700	Oversupply
10/23/2020 10:12	0:02	SSA3	0.01496	2.45200	Oversupply
10/23/2020 10:13	0:02	SSA2	0.01750	1.22700	Oversupply



Maui Curtailment Report

October 2020

Start Date and Time	Duration (minutes)	IPP Curtailed	Estimated Curtailed MWH	Peak MW Curtailed	Reasons for Curtailment
10/23/2020 10:14	0:02	SSA3	0.03032	1.87500	Oversupply
10/23/2020 10:15	0:02	SSA2	0.03770	1.92000	Oversupply
10/23/2020 10:16	0:02	SSA3	0.04176	1.73600	Oversupply
10/23/2020 10:17	0:02	SSA2	0.03738	2.27000	Oversupply
10/23/2020 10:18	0:02	SSA3	0.04211	0.08600	Oversupply
10/23/2020 10:19	0:02	SSA2	0.03801	1.19100	Oversupply
10/23/2020 10:20	0:02	SSA3	0.04211	1.99400	Oversupply
10/23/2020 10:21	0:02	SSA2	0.03770	1.67500	Oversupply
10/23/2020 10:22	0:02	SSA3	0.04176	1.18700	Oversupply
10/23/2020 10:23	0:02	SSA2	0.03770	1.60800	Oversupply
10/23/2020 10:24	0:02	SSA3	0.04246	1.75000	Oversupply
10/23/2020 10:25	0:02	SSA2	0.03770	0.58800	Oversupply
10/23/2020 10:26	0:02	SSA3	0.04211	1.04300	Oversupply
10/23/2020 10:27	0:02	SSA2	0.03770	0.54600	Oversupply
10/23/2020 10:28	0:02	SSA3	0.04374	1.09900	Oversupply
10/23/2020 10:29	0:02	SSA2	0.04450	1.43200	Oversupply
10/23/2020 10:30	0:02	SSA3	0.04955	0.34500	Oversupply
10/23/2020 10:31	0:02	SSA2	0.05264	2.02300	Oversupply
10/23/2020 10:32	0:02	SSA3	0.05120	1.16800	Oversupply
10/23/2020 10:33	0:02	SSA2	0.05307	1.20300	Oversupply
10/23/2020 10:34	0:02	SSA3	0.04996	0.69800	Oversupply
10/23/2020 10:35	0:02	SSA2	0.05220	0.16600	Oversupply
10/23/2020 10:36	0:02	SSA3	0.04996	0.56900	Oversupply
10/23/2020 10:37	0:01	SAG	Data is not available	Data is not available	Oversupply
10/23/2020 10:37	0:02	SSA2	0.05264	0.10700	Oversupply
10/23/2020 10:38	0:04	SSA3	0.10076	0.65800	Oversupply
10/23/2020 10:39	0:02	SSA2	0.05220	0.54200	Oversupply
10/23/2020 10:41	0:02	SSA2	0.05264	0.67100	Oversupply
10/23/2020 10:42	0:02	SSA3	0.04996	1.94300	Oversupply
10/23/2020 10:43	0:02	SSA2	0.04394	2.63100	Oversupply
10/23/2020 10:44	0:02	SSA3	0.01110	2.55200	Oversupply
10/23/2020 10:45	0:02	SSA2	0.01777	2.35200	Oversupply
10/23/2020 10:46	0:02	SSA3	0.00891	2.22900	Oversupply
10/23/2020 10:47	0:02	SSA2	0.01792	1.76800	Oversupply
10/23/2020 10:48	0:02	SSA3	0.00869	1.47500	Oversupply
10/23/2020 10:51	0:02	SSA2	0.01792	2.56900	Oversupply
10/23/2020 10:52	0:02	SSA3	0.00877	2.81200	Oversupply
10/23/2020 10:53	0:01	17-2	0.00547	0.33100	Oversupply
10/23/2020 11:38	0:01	AWE	0.00167	0.10000	Oversupply
10/23/2020 12:12	0:01	AWE	0.00333	0.20000	Oversupply
10/23/2020 15:52	0:01	KWPII	0.00007	0.00399	Oversupply
10/24/2020 8:03	0:01	AWE	0.00167	0.10000	Oversupply
10/24/2020 8:55	2:31	17-2	1.17079	0.75000	Oversupply
10/24/2020 8:56	0:02	SSA3	0.00105	1.78400	Oversupply
10/24/2020 8:56	0:02	SSA2	0.00200	1.48300	Oversupply
10/24/2020 8:58	0:02	SSA3	0.01083	1.79400	Oversupply
10/24/2020 8:58	0:02	SSA2	0.01120	1.51100	Oversupply
10/24/2020 9:00	0:02	SSA3	0.03681	1.18800	Oversupply
10/24/2020 9:00	0:02	SSA2	0.03245	0.57000	Oversupply
10/24/2020 9:02	0:02	SSA3	0.03621	1.13000	Oversupply
10/24/2020 9:02	0:02	SSA2	0.03218	0.35800	Oversupply
10/24/2020 9:04	0:02	SSA3	0.03651	0.89200	Oversupply
10/24/2020 9:04	0:02	SSA2	0.03245	0.78600	Oversupply
10/24/2020 9:06	0:02	SSA3	0.03651	0.81500	Oversupply
10/24/2020 9:06	0:02	SSA2	0.03245	0.41800	Oversupply
10/24/2020 9:08	0:02	SSA3	0.03621	0.56600	Oversupply
10/24/2020 9:08	0:02	SSA2	0.03245	0.62300	Oversupply
10/24/2020 9:10	0:02	SSA3	0.03651	0.46700	Oversupply
10/24/2020 9:10	0:02	SSA2	0.03245	0.83800	Oversupply
10/24/2020 9:12	0:02	SSA3	0.03621	0.63300	Oversupply
10/24/2020 9:12	0:02	SSA2	0.03218	0.77600	Oversupply
10/24/2020 9:14	0:02	SSA3	0.05653	0.46000	Oversupply
10/24/2020 9:14	0:02	SSA2	0.04775	0.35200	Oversupply
10/24/2020 9:16	0:02	SSA3	0.06533	0.29300	Oversupply
10/24/2020 9:16	0:02	SSA2	0.05467	0.14200	Oversupply
10/24/2020 9:18	0:02	SSA3	0.06587	0.19200	Oversupply
10/24/2020 9:18	0:02	SSA2	0.05422	0.23900	Oversupply
10/24/2020 9:20	0:02	SSA3	0.06479	0.19600	Oversupply
10/24/2020 9:20	0:04	SSA2	0.10935	0.50100	Oversupply
10/24/2020 9:22	0:02	SSA3	0.06533	0.36200	Oversupply
10/24/2020 9:24	0:09	AWE	0.11060	2.30000	Oversupply
10/24/2020 9:24	0:10	SSA3	0.26452	0.00500	Oversupply
10/24/2020 9:24	0:10	SSA2	0.24548	0.00000	Oversupply
10/24/2020 9:30	0:01	SAG	Data is not available	Data is not available	Oversupply
10/24/2020 9:34	0:01	AWE	0.00867	1.70000	Oversupply



Maui Curtailment Report

October 2020

Start Date and Time	Duration (minutes)	IPP Curtailed	Estimated Curtailed MWH	Peak MW Curtailed	Reasons for Curtailment
10/24/2020 9:34	0:02	SSA3	0.03813	0.00000	Oversupply
10/24/2020 9:34	0:02	SSA2	0.04485	0.00200	Oversupply
10/24/2020 9:36	0:02	SSA3	0.03813	0.90200	Oversupply
10/24/2020 9:36	0:02	SSA2	0.04485	0.51700	Oversupply
10/24/2020 9:38	0:02	SSA3	0.03845	0.86200	Oversupply
10/24/2020 9:39	0:02	SSA2	0.04485	1.32100	Oversupply
10/24/2020 9:40	0:02	SSA3	0.03813	0.45700	Oversupply
10/24/2020 9:41	0:02	SSA2	0.04485	0.44100	Oversupply
10/24/2020 9:43	0:02	SSA3	0.03810	1.12200	Oversupply
10/24/2020 9:43	0:02	SSA2	0.04438	0.98100	Oversupply
10/24/2020 9:45	0:02	SSA3	0.04560	0.94000	Oversupply
10/24/2020 9:45	0:02	SSA2	0.04427	1.26200	Oversupply
10/24/2020 9:47	0:02	SSA2	0.04427	0.99900	Oversupply
10/24/2020 9:47	0:02	SSA3	0.04560	1.60800	Oversupply
10/24/2020 9:49	0:02	SSA2	0.04537	1.18800	Oversupply
10/24/2020 9:49	0:02	SSA3	0.04485	1.38000	Oversupply
10/24/2020 9:51	0:02	SSA3	0.04710	0.38300	Oversupply
10/24/2020 9:51	0:02	SSA2	0.04427	0.49500	Oversupply
10/24/2020 9:53	0:02	SSA2	0.04427	1.27000	Oversupply
10/24/2020 9:53	0:02	SSA3	0.04485	1.43100	Oversupply
10/24/2020 9:55	0:02	SSA2	0.04427	0.65800	Oversupply
10/24/2020 9:55	0:02	SSA3	0.04523	0.98200	Oversupply
10/24/2020 9:57	0:02	SSA2	0.04427	0.96000	Oversupply
10/24/2020 9:57	0:02	SSA3	0.04523	0.21600	Oversupply
10/24/2020 9:59	0:02	SSA2	0.05918	0.06900	Oversupply
10/24/2020 9:59	0:02	SSA3	0.06003	0.01900	Oversupply
10/24/2020 10:00	0:10	AWE	0.07955	3.00000	Oversupply
10/24/2020 10:01	0:08	SSA2	0.30233	0.01700	Oversupply
10/24/2020 10:01	0:08	SSA3	0.33064	0.00300	Oversupply
10/24/2020 10:09	0:02	SSA2	0.07605	0.00000	Oversupply
10/24/2020 10:09	0:02	SSA3	0.08232	0.00000	Oversupply
10/24/2020 10:11	1:09	SSA2	2.79181	0.01200	Oversupply
10/24/2020 10:11	0:59	SSA3	2.53594	0.01500	Oversupply
10/24/2020 10:12	0:01	AWE	0.00251	2.30000	Oversupply
10/24/2020 10:14	0:20	AWE	0.21796	3.10000	Oversupply
10/24/2020 10:35	0:01	AWE	0.00583	1.70000	Oversupply
10/24/2020 10:37	0:03	AWE	0.02622	1.90000	Oversupply
10/24/2020 10:42	0:27	AWE	0.31078	1.90000	Oversupply
10/24/2020 10:53	0:01	SAG	Data is not available	Data is not available	Oversupply
10/24/2020 10:57	0:05	KWP	0.00288	0.06187	Oversupply
10/24/2020 11:01	0:01	KWP	0.00021	0.13187	Oversupply
10/24/2020 11:02	0:01	SAG	Data is not available	Data is not available	Oversupply
10/24/2020 11:09	0:02	SSA3	0.08904	0.00100	Oversupply
10/24/2020 11:11	0:01	AWE	0.00384	1.30000	Oversupply
10/24/2020 11:12	0:08	SSA3	0.23221	-0.00200	Oversupply
10/24/2020 11:13	0:02	AWE	0.01801	1.90000	Oversupply
10/24/2020 11:19	0:02	SSA2	0.04953	0.00600	Oversupply
10/24/2020 11:20	0:01	AWE	0.00132	2.50000	Oversupply
10/24/2020 11:20	0:02	SSA3	0.03454	0.00300	Oversupply
10/24/2020 11:21	0:02	SSA2	0.04953	0.58900	Oversupply
10/24/2020 11:22	0:02	SSA3	0.03482	0.89000	Oversupply
10/24/2020 11:23	0:02	SSA2	0.04913	1.84300	Oversupply
10/24/2020 11:27	0:01	17-2	0.00117	0.75000	Oversupply
10/24/2020 11:28	0:01	KWP	0.00018	0.01098	Oversupply
10/24/2020 14:06	0:01	17-2	0.00121	0.75000	Oversupply
10/24/2020 14:18	0:01	17-2	0.00162	0.75000	Oversupply
10/25/2020 8:31	0:01	17-2	0.00513	0.48800	Oversupply
10/25/2020 8:34	0:02	SSA3	0.00663	1.48600	Oversupply
10/25/2020 8:35	4:51	17-2	1.83344	0.75000	Oversupply
10/25/2020 8:35	0:02	SSA2	0.00634	0.04200	Oversupply
10/25/2020 8:36	0:02	SSA3	0.00658	0.97400	Oversupply
10/25/2020 8:37	0:02	SSA2	0.00629	0.39500	Oversupply
10/25/2020 8:38	0:02	SSA3	0.00663	1.09200	Oversupply
10/25/2020 8:43	0:02	SSA2	0.01231	1.28500	Oversupply
10/25/2020 8:44	0:02	SSA3	0.02395	0.26100	Oversupply
10/25/2020 8:49	0:04	SSA2	0.04006	0.75000	Oversupply
10/25/2020 8:52	0:06	SSA3	0.09357	0.01600	Oversupply
10/25/2020 8:53	0:01	AWE	0.00059	7.00000	Oversupply
10/25/2020 8:53	0:06	SSA2	0.06034	0.05600	Oversupply
10/25/2020 8:55	0:04	AWE	0.01869	9.30000	Oversupply
10/25/2020 8:58	0:02	SSA3	0.04310	0.16200	Oversupply
10/25/2020 8:59	0:04	SSA2	0.05536	0.00000	Oversupply
10/25/2020 9:01	0:36	SSA3	1.17428	0.00000	Oversupply
10/25/2020 9:01	0:14	AWE	0.15627	9.50000	Oversupply
10/25/2020 9:03	0:34	SSA2	0.59311	0.00100	Oversupply



Maui Curtailment Report

October 2020

Start Date and Time	Duration (minutes)	IPP Curtailed	Estimated Curtailed MWH	Peak MW Curtailed	Reasons for Curtailment
10/31/2020 10:21	0:02	SSA2	0.02160	1.38200	Oversupply
10/31/2020 10:22	0:02	SSA3	0.02306	1.54800	Oversupply
10/31/2020 10:23	0:02	SSA2	0.02160	2.08300	Oversupply
10/31/2020 10:24	0:02	SSA3	0.02306	2.13200	Oversupply
10/31/2020 10:26	0:02	SSA2	0.02142	1.98700	Oversupply
10/31/2020 10:26	0:02	SSA3	0.02306	2.13500	Oversupply
10/31/2020 10:28	0:02	SSA2	0.02137	1.79400	Oversupply
10/31/2020 10:28	0:02	SSA3	0.01671	1.74600	Oversupply
10/31/2020 10:30	0:02	SSA2	-0.00341	2.02100	Oversupply
10/31/2020 10:30	0:02	SSA3	0.00126	1.97900	Oversupply
10/31/2020 10:36	0:02	17-2	0.00867	0.75000	Oversupply
10/31/2020 10:36	0:02	SSA2	-0.00341	2.55700	Oversupply
10/31/2020 10:40	0:01	17-2	0.00245	0.75000	Oversupply
10/31/2020 10:43	0:01	17-2	0.00225	0.75000	Oversupply
10/31/2020 10:49	0:01	17-2	0.00191	0.75000	Oversupply
10/31/2020 10:54	0:05	17-2	0.01044	0.75000	Oversupply
10/31/2020 11:00	0:08	17-2	0.04741	0.75000	Oversupply
10/31/2020 18:31	0:01	KWP11	0.00017	0.00998	Oversupply
Total Estimated Curtailed MWh			1,307.976		

Notes:

- Curtailment for Kaheawa Wind Power ("KWP"), Makila Hydroelectric ("MH"), AAAAA Rent-A-Space Maui LTD ("5A"), Strategic Alliance Group ("SAG") fka Bioreal Solar, LLC ("BS"), Auwahi Wind Energy ("AWE"), Kaheawa Wind Power II ("KWPII") Bioreal Solar 250, LLC ("BS250"), Extra Spaces A ("ESA"), Extra Spaces B ("ESB"), SSA Solar of Hawaii 3 ("SSA3") fka South Maui Renewable Resources ("SMRR"), SSA Solar of HI 2 ("SSA2") fka Ku'ia Solar ("KS"), and Maui 17-2 ("17-2") may now be controlled by Maui Electric's Automatic Generation Control System ("AGC") or a Maui Electric operator-entered curtailment limit. The AGC curtailment control automatically calculates the amount of Maximum Allowable Variable Generation ("MAVG") that Maui Electric can accept into the Maui system, based on the system current available variable generation ("CAVG"), regulating reserve down requirement ("RRDR"), and available regulating reserve down ("ARRD"). Thus, the AGC MAVG - calculated is equal to CAVG less (RRDR less ARRD). Additionally, the AGC curtailment control allows the Maui Electric operator to enter an AGC MAVG value. The AGC curtailment control will employ the lesser of the AGC MAVG - calculated and AGC MAVG - entered values in the control logic.
- Curtailment signals sent to 5A, SAG (fka BS), BS250, ESA, ESB, SSA3 (fka SMRR), SSA2 (fka KS) and 17-2 during nighttime hours only are not recorded as curtailment events because no energy generation is possible during that time.
- The curtailment reasons have been modified to oversupply, system constraints, and facility requested, to provide continuity with HPUC Docket No. 2013-0141 Decoupling for HECO companies metrics.
- The data to calculate the Estimated Curtailed MWH and Peak MW Curtailed is not provided by 5A, SAG, BS 250, ESA, ESB, and MH
- The MH, ESA, and ESB facilities were offline for the entire month of October 2020. No curtailment events recorded.
- The Estimated Curtailed MWH and Peak MW Curtailed are calculated with information provided by AWE, KWP, KWPII, SSA 2 (fka KS), SSA 3 (fka SMRR) and 17-2. Maui Electric does not make any representation as to its accuracy.



Lanai Curtailment Report

October 2020

Start Date and Time	Duration (h:mm)	IPP Curtailed	Estimated MWh Curtailed	Peak MW Curtailed	Reasons for Curtailment
10/1/2020 7:38	1:33	LSR	Data is not available	Data is not available	Oversupply
10/1/2020 9:14	0:41	LSR	Data is not available	Data is not available	Oversupply
10/10/2020 12:55	0:18	LSR	Data is not available	Data is not available	Oversupply
Notes:					
On June 27, 2012, Maui Electric notified LSR that although LSR has not operated in compliance with the revised ramp rate of 360 kW/minute, Maui Electric would conditionally allow LSR to operate at the allowed capacity of 1.2 MW while the Maui Electric-Lanai Diesel Operator was in the control room.					
LSR possible output data is not available. Therefore, Maui Electric assumes LSR is curtailed if the LSR curtailment set point is less than 1,200 kW and LSR's output is within 70 kW of the curtailment set point.					
The curtailment reasons have been modified to oversupply, system constraints, and facility requested, to provide continuity with HPUC Docket No. 2013-0141 Decoupling for HECO companies metrics.					

Hawai'i Electric Light Company Curtailment Report October 2020

Start Date/Time	MW output prior to start of curtailment	End Date/Time	MW output after curtailment released ¹	IPP	Reason for Curtailment
10/15/20 07:40	13.2 MW	10/15/20 08:09	13.1 MW	Pakini Nui Windfarm	System Constraint
10/15/20 14:11	11.9 MW	10/15/20 14:32	10.3 MW	Pakini Nui Windfarm	System Constraint
10/28/20 13:13	0.0 MW	10/28/20 19:42	0.0 MW	Hawi Renew Dev	Facility Requested

¹ The MW output values are taken soon after curtailment is released by Hawai'i Electric Light and may not reflect their full output depending on ramp rate for the facility. The wind farms generally return immediately to full available levels, whereas PGV, Wailuku, and FIT Facilities may take longer to return to scheduled or full available output levels.

SERVICE LIST
(Docket No. 2011-0206)

DEAN NISHINA
EXECUTIVE DIRECTOR
DEPARTMENT OF COMMERCE AND CONSUMER AFFAIRS
DIVISION OF CONSUMER ADVOCACY
P.O. Box 541
Honolulu, HI 96809

1 Copy
Electronically Transmitted

GREGG J. KINKLEY, ESQ.
DEPARTMENT OF THE ATTORNEY GENERAL
425 Queen Street
Honolulu, Hawaii 96813
Counsel for DBEDT

1 Copy
Electronically Transmitted

DANIEL W.S. LAWRENCE, ESQ.
DEPARTMENT OF THE CORPORATION COUNSEL
CITY AND COUNTY OF HONOLULU
530 S. King Street, Room 110
Honolulu, HI 96813
Counsel for the CITY AND COUNTY OF HONOLULU

1 Copy
Electronically Transmitted

JOSEPH K. KAMELAMELA
ANGELIC M. HO
DEPARTMENT OF THE CORPORATION COUNSEL
COUNTY OF HAWAII
101 Aupuni Street, Suite 325
Hilo, HI 96720
Counsel for the COUNTY OF HAWAII

1 Copy
Electronically Transmitted

HENRY Q CURTIS
VICE PRESIDENT FOR CONSUMER ISSUES
LIFE OF THE LAND
P.O. Box 37158
Honolulu, HI 96837-0158

1 Copy
Electronically Transmitted

MELISSA MIYASHIRO (9360)
CHIEF OF STAFF
BLUE PLANET FOUNDATION
55 Merchant Street, 17th Floor
Honolulu, HI 96813

1 Copy
Electronically Transmitted

SERVICE LIST
(Docket No. 2011-0206)

ISAAC MORIWAKE, ESQ.
DAVID HENKIN, ESQ.
EARTHJUSTICE
850 Richards Street, Suite 400
Honolulu, HI 96813-4501
Counsel for HAWAII SOLAR ENERGY ASSOCIATION

1 Copy
Electronically Transmitted

RICK REED
DIRECTOR
HAWAII SOLAR ENERGY ASSOCIATION
761 Ahua Street
Honolulu, HI 96819

1 Copy
Electronically Transmitted

KENT D. MORIHARA, ESQ.
KRIS N. NAKAGAWA, ESQ.
LAUREN M. IMADA-LEE, ESQ.
TANYA M. FERNANDES, ESQ.
MoriHara Lau & Fong LLP
841 Bishop Street, Suite 400
Honolulu, Hawaii 96813
Counsel for KAUAI ISLAND UTILITY COOPERATIVE

1 Copy
Electronically Transmitted

ERIK W. KVAM
CHIEF EXECUTIVE OFFICER
ZERO EMISSIONS LEASING LLC
4188-4 Keanu Street
Honolulu, HI 96816

1 Copy
Electronically Transmitted

SANDRA-ANN Y.H. WONG, ESQ.
ATTORNEY AT LAW, A LAW CORPORATION
1050 Bishop Street, #514
Honolulu, HI 96813
Counsel for TAWHIRI POWER LLC

1 Copy
Electronically Transmitted

RILEY SAITO
73-1294 Awakea Street
Kailua-Kona, HI 96740
For SOLAR ENERGY INDUSTRIES ASSOCIATION

1 Copy
Electronically Transmitted

DEAN T. YAMAMOTO, ESQ.
YAMAMOTO & SETTLE
1100 Alakea Street, Suite 3100
Honolulu, HI 96813
Counsel for CASTLE & COOKE HOMES HAWAII, INC.,
CASTLE & COOKE RESORTS, LLC and
LANAI SUSTAINABILITY RESEARCH, LLC

1 Copy
Electronically Transmitted

SERVICE LIST
(Docket No. 2011-0206)

MICHAEL J. HOPPER, ESQ. DEPUTY CORPORATION COUNSEL DEPARTMENT OF THE CORPORATION COUNSEL COUNTY OF MAUI 200 S. High Street Wailuku, HI 96793 Counsel for the COUNTY OF MAUI	1 Copy Electronically Transmitted
CURTIS SEYMOUR SENIOR MANAGER, GOVERNMENT AFFAIRS SUN EDISON LLC 600 Clipper Drive Belmont, CA 94002	1 Copy Electronically Transmitted
MONA W. CLARK, ESQ. OFFICE OF THE COUNTY ATTORNEY COUNTY OF KAUAI 4444 Rice Street, Suite 200 Lihue, HI 96766-1300	1 Copy Electronically Transmitted
BRADLEY ALBERT PRESIDENT HAWAII PV COALITION P.O. Box 81501 Haiku, HI 96708	1 Copy Electronically Transmitted
HILTON H. UNEMORI ECM, INC. 130 N. Market Street Wailuku, HI 96793-1716 For SOUTH MAUI RENEWABLE RESOURCES, LLC	1 Copy Electronically Transmitted
SKY STANFIELD SHUTE, MIHALY & WEINBERGER LLP 396 Hayes Street San Francisco, CA 94102 For the INTERSTATE RENEWABLE ENERGY COUNCIL	1 Copy Electronically Transmitted
PETE COOPER SOLARCITY CORPORATION REGIONAL DIRECTOR, HAWAII 599 Kahelu Street Mililani, HI 96789	1 Copy Electronically Transmitted

SERVICE LIST
(Docket No. 2011-0206)

ALISON SILVERSTEIN
19213 Luedtke Lane
Pflugerville, TX 78660

1 Copy
Electronically Transmitted

BRENDAN KIRBY
12011 SW Pineapple Court
Palm City, FL 34990

1 Copy
Electronically Transmitted

Chun, Marisa

From: puc@hawaii.gov
Sent: Wednesday, November 25, 2020 8:10 AM
To: Chun, Marisa
Subject: Hawaii PUC eFiling Confirmation of Filing

[This email is coming from an EXTERNAL source. Please use caution when opening attachments or links in suspicious email.]

Your eFile document has been filed with the Hawaii Public Utilities commission on 2020 Nov 25 AM 08:09. The mere fact of filing shall not waive any failure to comply with Hawaii Administrative Rules Chapter 6-61, Rules of Practice and Procedure Before the Public Utilities Commission, or any other application requirements. Your confirmation number is MARI20080945488. If you have received this email in error please notify the Hawaii Public Utilities Commission by phone at 808 586-2020 or email at hawaii.puc@hawaii.gov.