



October 29, 2020

The Honorable Chair and Members
of the Hawai'i Public Utilities Commission
Kekuanao'a Building, First Floor
465 South King Street
Honolulu, Hawai'i 96813

Dear Commissioners:

Subject: Docket No. 2011-0206
Reliability Standards Working Group
Monthly Report

In accordance with Ordering Paragraph 3 of Order No. 30371, filed May 4, 2012 in the subject proceeding, enclosed as Exhibit A is Hawaiian Electric's¹ monthly report for September 2020 on: (1) system frequency control performance during month; (2) significant system events during month; and (3) curtailment of non-dispatchable renewable resources.

Any party to this proceeding may obtain an electronic copy of this report by emailing Marisa Chun at marisa.chun@hawaiianelectric.com.

Sincerely,

/s/ Kevin M. Katsura

Kevin M. Katsura
Director, Regulatory Non-Rate Proceedings

Enclosures

c: Service List

¹ Hawaiian Electric Company, Inc., Maui Electric Company, Limited, and Hawai'i Electric Light Company, Inc. are each doing business as "Hawaiian Electric" and have jointly registered "Hawaiian Electric" as a trade name with the State of Hawai'i Department of Commerce and Consumer Affairs, as evidenced by Certificate of Registration No. 4235929, dated December 20, 2019.

The Commission's Order No. 30371 (Docket No 2011-0206 – Relating To Various Matters in RSWG Process), filed May 4, 2012, ordered the following information for each island grid:

- (1) System frequency control performance during month:
 - a) Frequency duration plot based on the highest resolution SCADA data available for the month detailing how many seconds each power system operated at frequencies above 60 hertz and at frequencies below 60 Hz.
 - b) Tabulation of the number, magnitude and duration of frequency excursions (high and low) outside normal frequency control range (59.95 to 60.05 Hz).

The following provides information with respect to items 1a) through 1b) – (all statements are current as of the month ending September 30, 2020):

1a) Frequency duration plot based on the highest resolution SCADA data available for the month detailing how many seconds each power system operated at frequencies above 60 hertz and at frequencies below 60 Hz:

The frequency duration plots for Hawaiian Electric Company, Inc., Maui Electric Company, Limited (Maui Division) and Hawai'i Electric Light Company, Inc. based on two-second data are provided in Attachment 1, and the enclosed Excel files. Refer to the electronic files for the individual data points because the information is voluminous and does not translate well to a hard copy.

1b) Tabulation of the number, magnitude and duration of frequency excursions (high and low) outside normal frequency control range (59.95 to 60.05 Hz):

Tabulation of the number, magnitude and duration of frequency excursions outside of the frequency range of 59.95 Hz to 60.05 Hz for Hawaiian Electric Company, Inc., Maui Electric Company, Limited (Maui Division) and Hawai'i Electric Light Company, Inc are provided in Attachment 2, and the enclosed Excel files. Refer to the electronic files for the individual data points because the information is voluminous and does not translate well to a hard copy.

- (2) Significant system events during month:
 - a) Tabulation of contingency reserve activations including date and time, MW magnitude, duration, and triggering event.
 - b) Tabulation of under frequency load shed activations including date and time, triggering frequency, MW magnitude, duration, and triggering event.
 - c) Tabulation of demand response activations for system events, including date and time, MW magnitude, duration, and triggering event, (excluding demand response utilization for unit commitment deferral or system operations economics.)

The following provides information with respect to items 2a) through 2c) – (all statements are current as of the month ending September 30, 2020):

2a) Tabulation of contingency reserve activations including date and time, MW magnitude, duration, and triggering event:

Hawaiian Electric Company, Inc. did not have any contingency reserve activations for the month of September. Maui Electric Company, Limited and Hawai'i Electric Light Company, Inc. do not operate with contingency reserve requirements. Therefore, Attachment 3 is not being provided for this reporting period.

2b) Tabulation of under frequency load shed activations including date and time, triggering frequency, MW magnitude, duration, and triggering event:

Hawaiian Electric Company, Inc., Hawai'i Electric Light Company, Inc, and Maui Electric Company, Limited did not have any under frequency load shed activations in the month of September. Therefore, Attachment 4 is not being provided for this reporting period.

2c) Tabulation of demand response activations for system events, including date and time, MW magnitude, duration, and triggering event, (excluding demand response utilization for unit commitment deferral or system operations economics.)

Hawaiian Electric Company, Inc. did not have any demand response activations for system events for the month of September. Hawai'i Electric Light Company, Inc. currently does not have a demand response program. Maui Electric Company, Limited has implemented the Fast Demand Response pilot program on a limited basis. Hawai'i Electric Light Company, Inc. plans to use the findings of Maui Electric Company, Limited's pilot program to help in the evaluation and development of future demand response programs. Maui Electric Company, Limited executes a weekly testing protocol which measures customer participation. This program is not currently used in response to actual system events. Therefore, Attachment 5 is not being provided for this reporting period.

- (3) Curtailment of non-dispatchable renewable resources:
- (a) Tabulation of each curtailment event for each resource including the starting date and time, duration, megawatt hours curtailed, peak MW curtailed, and reason for curtailment.
 - (b) Total MWh of non-dispatchable renewable resources curtailed for the month.

The following provides information with respect to items 3a) through 3b) – (all statements are current as of the month ending September 30, 2020):

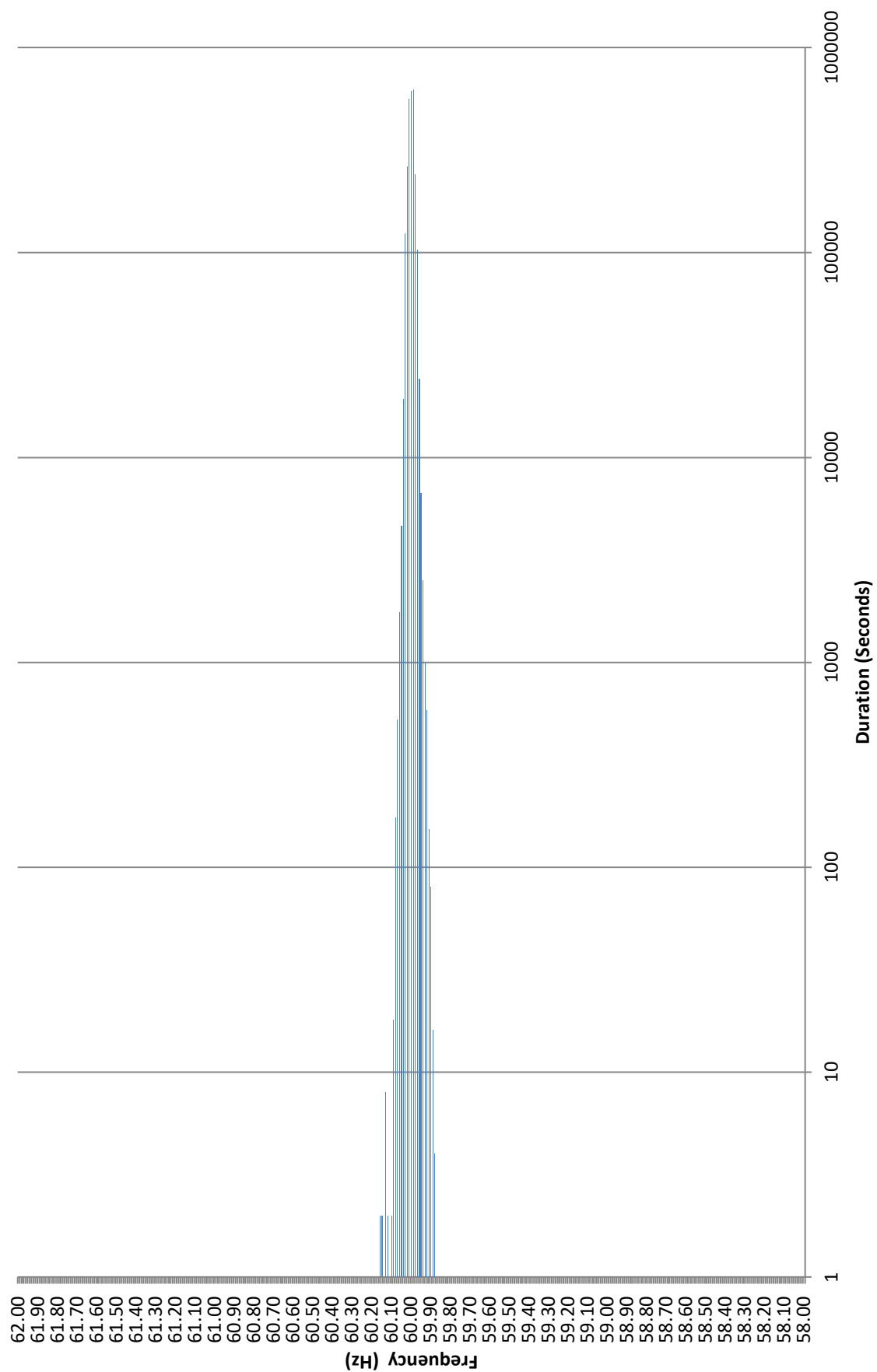
3a) Tabulation of each curtailment event for each resource including the starting date and time, duration, megawatt hours curtailed, peak MW curtailed, and reason for curtailment:

The tabulation of each curtailment event for each resource is provided in Attachment 6.

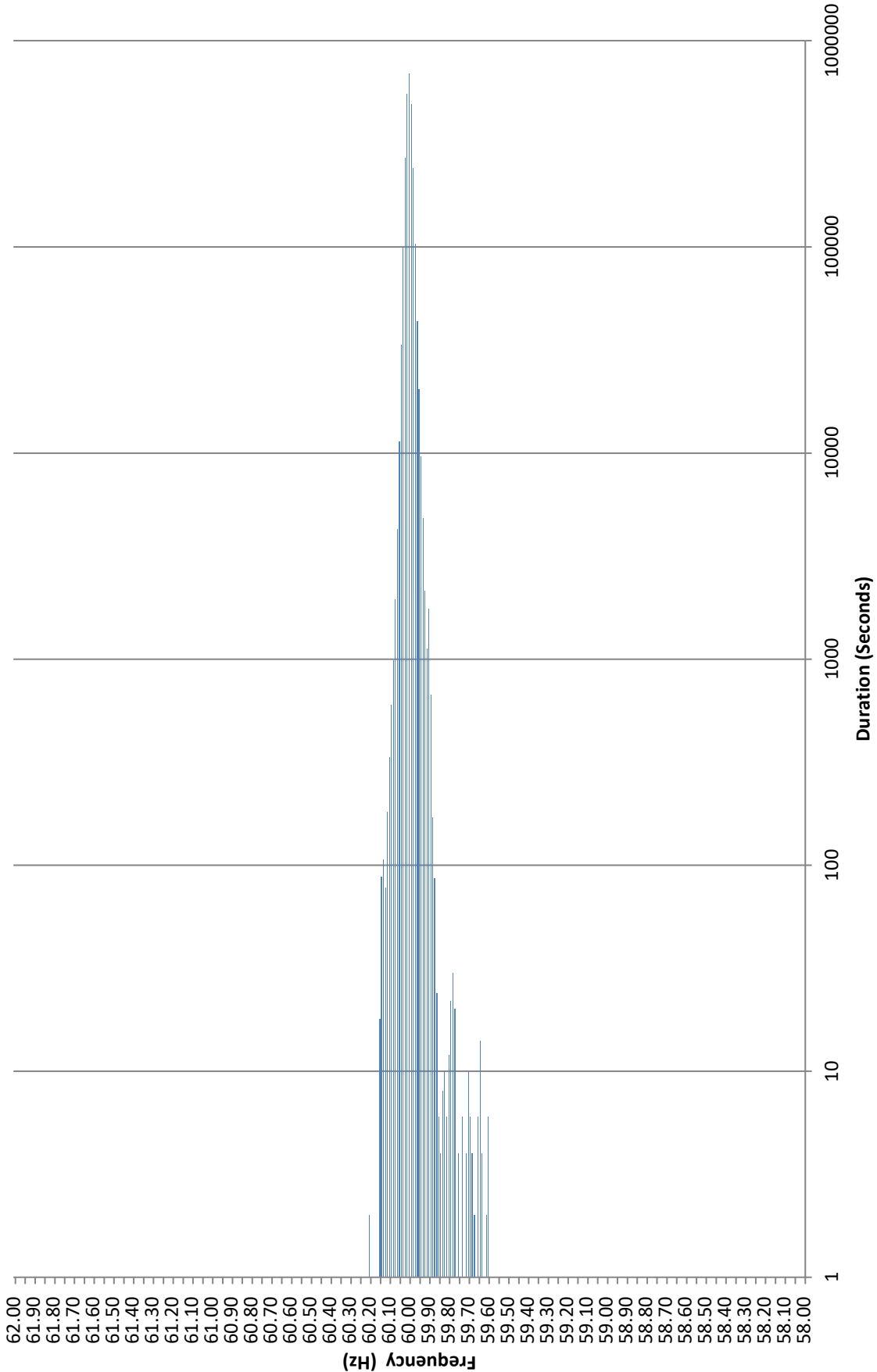
3b) Total MWh of non-dispatchable renewable resources curtailed for the month:

Curtailed MWh from non-dispatchable resources are difficult to determine due to the variability of the resource during curtailment periods. In some cases, the curtailed MWh estimates were provided by the IPPs under curtailment. The Company does not make any representations as to the accuracy of the curtailed MWh. The estimated MWh of non-dispatchable resources curtailed for the month are provided in Attachment 6, corresponding to each curtailment event.

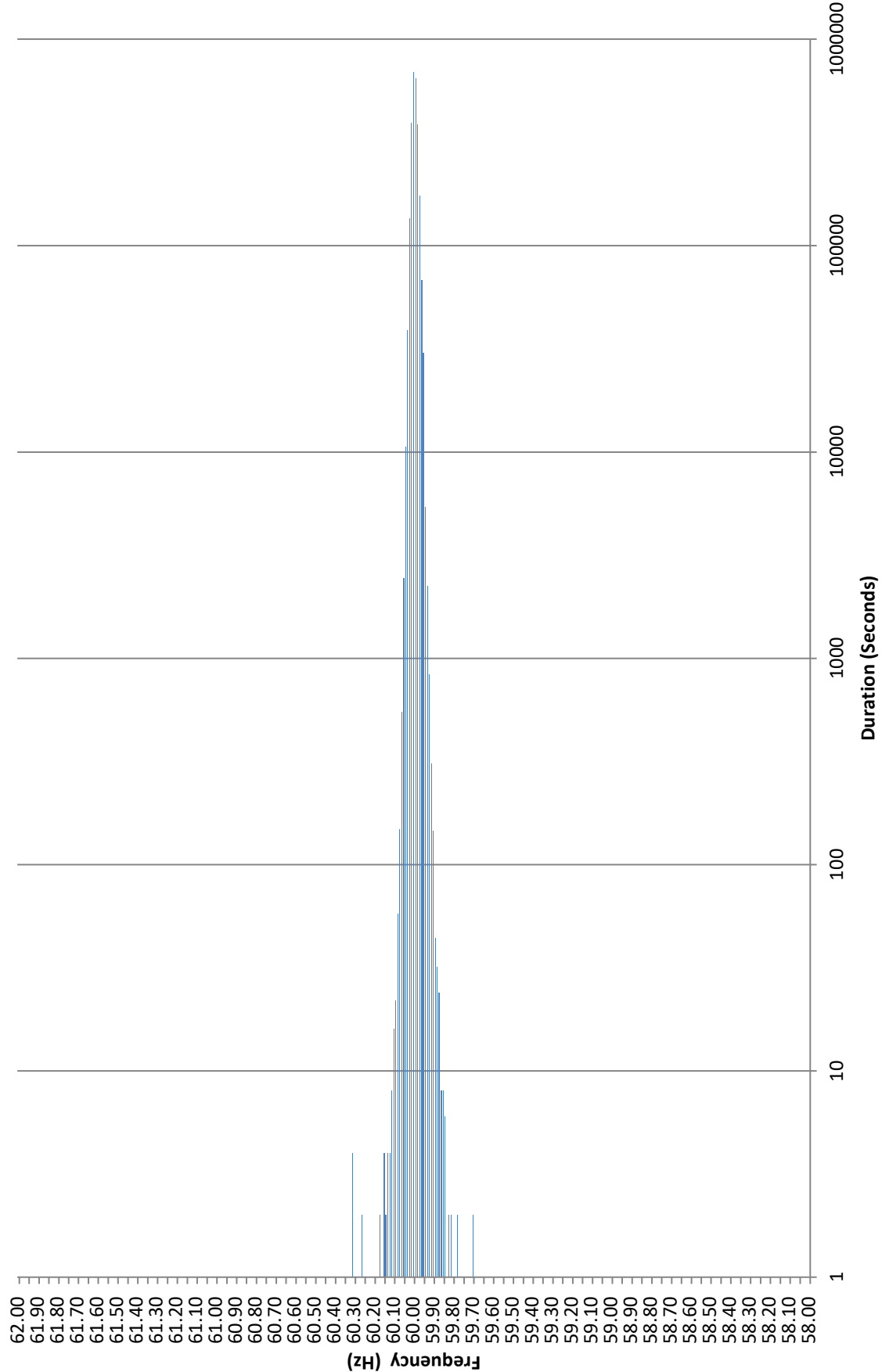
**Frequency Distribution Plot - Hawaiian Electric Company, Inc.
September 2020**



**Frequency Distribution Plot - Maui Electric Company, Limited
September 2020**



**Frequency Distribution Plot - Hawai'i Electric Light Company, Inc.
September 2020**



Hawaiian Electric Company, Inc. Frequency Excursion Statistics September 2020		
Data Rounded to the nearest	<59.95 Hz	>60.05 Hz
Number of Excursions	527	332
Maximum Duration (sec)	502	640
Maximum Deviation (Hz)	59.885	60.16
Total Duration of Excursions (sec)	6496	3850

Maui Electric Company, Limited Frequency Excursion Statistics September 2020		
	<59.95 Hz	>60.05 Hz
Number of Excursions	5407	2170
Maximum Duration (sec)	584	430
Maximum Deviation (Hz)	59.600	60.197
Total Duration of Excursions (sec)	28854	12772

Hawai'i Electric Light Company, Inc. Frequency Excursion Statistics September 2020		
	<59.95 Hz	>60.05 Hz
Number of Excursions	4966	437
Maximum Duration (sec)	58	66
Maximum Deviation (Hz)	59.701	60.311
Total Duration of Excursions (sec)	23870	1542

This page intentionally left blank.

This page intentionally left blank.

This page intentionally left blank.

Hawaiian Electric Company, Inc. Curtailment Report September 2020

Start Date/Time	Curtailment Set Point	MW output prior to start of curtailment	End Date/Time	MW output after curtailment released	Estimated MWh of curtailed energy during event (1)	IPP/Facility	Reason for Curtailment
09/01/20 07:50	0.0	1.10	09/01/20 08:47	0	*	KREP	System Constraints
09/01/20 07:52	0.0	6.40	09/01/20 08:48	0	8.98	WestL	System Constraints
09/01/20 09:17	0.0	20.00	09/01/20 14:32	0	*	KSMauka	Oversupply
09/01/20 09:29	0.0	17.60	09/01/20 14:31	0	*	KSMakai	Oversupply
09/01/20 09:39	0.0	3.70	09/01/20 14:28	0	*	Aloha2	Oversupply
09/01/20 09:44	0.0	17.40	09/01/20 14:12	0	85.31	WestL	Oversupply
09/01/20 09:49	0.0	26.00	09/01/20 13:59	0	*	Waianae	Oversupply
09/01/20 09:53	0.0	46.08	09/01/20 14:24	0	*	Waipio	Oversupply
09/01/20 09:56	0.0	13.95	09/01/20 14:19	0	*	Lani	Oversupply
09/01/20 17:41	0.0	0.60	09/02/20 07:36	0	*	KREP	System Constraints
09/01/20 17:43	0.0	3.30	09/01/20 23:50	0	1.37	WestL	System Constraints
09/02/20 08:43	0.0	0.50	09/02/20 09:35	0	*	South	System Constraints
09/02/20 08:44	0.0	2.70	09/02/20 09:37	0	*	North	System Constraints
09/02/20 09:38	Various	-8.05	09/02/20 11:58	-15.43	*	KSMauka	System Constraints
09/02/20 10:18	0.0	9.40	09/02/20 14:31	0	*	KSMakai	Oversupply
09/02/20 10:21	0.0	4.60	09/02/20 14:28	0	*	Aloha2	Oversupply
09/02/20 10:22	8.9	13.30	09/02/20 11:22	8.98	*	Lani	Oversupply
09/02/20 10:22	21.1	31.54	09/02/20 11:22	20.75	*	Waipio	Oversupply
09/02/20 11:22	9.0	8.98	09/02/20 12:22	9.12	*	Lani	Oversupply
09/02/20 11:22	21.0	20.75	09/02/20 12:22	20.75	*	Waipio	Oversupply
09/02/20 12:22	9.1	9.12	09/02/20 13:22	9.03	*	Lani	Oversupply
09/02/20 12:22	20.9	20.75	09/02/20 13:22	20.52	*	Waipio	Oversupply
09/02/20 13:22	9.1	9.03	09/02/20 13:33	9.26	*	Lani	Oversupply
09/02/20 13:22	20.9	20.52	09/02/20 13:33	20.75	*	Waipio	Oversupply
09/02/20 13:33	41.5	20.75	09/02/20 13:48	41.39	*	Waipio	Oversupply
09/02/20 19:27	0.0	1.50	09/02/20 20:08	0	*	KWMauka	System Constraints
09/02/20 19:35	0.0	0.00	09/02/20 20:12	0	*	South	System Constraints
09/02/20 19:35	0.0	0.00	09/02/20 20:12	0	*	North	System Constraints
09/02/20 19:39	0.0	0.00	09/02/20 20:14	0	*	KSMauka	System Constraints
09/03/20 08:42	3.6	0.00	09/03/20 09:02	0	*	North	System Constraints
09/03/20 08:43	0.8	0.00	09/03/20 09:03	0	*	South	System Constraints
09/03/20 19:08	21.0	0.00	09/03/20 19:53	0	*	KWMauka	System Constraints
09/03/20 19:09	0.0	0.00	09/03/20 19:57	0	*	KSMauka	System Constraints
09/03/20 19:11	0.0	0.00	09/03/20 19:55	0	*	South	System Constraints
09/03/20 19:11	0.0	0.00	09/03/20 19:56	0	*	North	System Constraints
09/04/20 09:45	1.2	0.00	09/04/20 10:09	0	*	South	System Constraints
09/04/20 09:45	4.0	0.00	09/04/20 10:08	0	*	North	System Constraints
09/04/20 10:48	0.0	27.80	09/04/20 13:30	0	*	KSMauka	Oversupply
09/04/20 11:01	0.0	18.00	09/04/20 13:30	0	*	KSMakai	Oversupply
09/04/20 16:33	0.0	2.80	09/04/20 18:09	0	*	North	System Constraints
09/04/20 16:34	0.0	0.80	09/04/20 18:10	0	*	South	System Constraints
09/04/20 16:38	0.0	25.40	09/04/20 18:12	0	*	KSMauka	System Constraints
09/04/20 17:21	0.0	16.80	09/04/20 18:07	0	*	KWMauka	System Constraints
09/05/20 09:34	0.0	24.80	09/05/20 14:33	0	*	KSMauka	Oversupply
09/05/20 09:34	0.0	12.30	09/05/20 14:33	0	*	KSMakai	Oversupply
09/05/20 09:50	0.0	4.40	09/05/20 14:30	0	*	Aloha2	Oversupply
09/05/20 09:54	7.1	14.00	09/05/20 10:53	7.2	*	Lani	Oversupply
09/05/20 09:54	22.9	44.90	09/05/20 10:53	22.63	*	Waipio	Oversupply
09/05/20 10:53	0.0	7.2	09/05/20 14:00	0.1641	*	Lani	Oversupply
09/05/20 10:53	0.0	22.63	09/05/20 13:41	0.821	*	Waipio	Oversupply
09/05/20 13:41	10.0	0.821	09/05/20 13:43	1.99	*	Waipio	Oversupply
09/05/20 13:43	20.0	1.99	09/05/20 14:00	19.81	*	Waipio	Oversupply
09/05/20 14:00	0.2	0.1641	09/05/20 14:25	0.164	*	Lani	Oversupply
09/05/20 14:00	39.8	19.81	09/05/20 14:25	39.04	*	Waipio	Oversupply
09/08/20 07:48	0.0	0.00	09/08/20 08:09	0	*	South	System Constraints
09/08/20 07:48	0.0	1.50	09/08/20 08:08	0	*	North	System Constraints
09/08/20 16:11	0.0	6.00	09/08/20 16:57	0	*	KWMauka	System Constraints
09/08/20 16:15	0.0	0.40	09/08/20 17:00	0	*	South	System Constraints
09/08/20 16:23	0.0	0.20	09/08/20 17:00	0	*	North	System Constraints
09/08/20 16:26	0.0	5.30	09/08/20 17:03	0	*	KSMauka	System Constraints
09/09/20 06:20	0.0	0.00	09/09/20 08:15	0	*	South	System Constraints

Hawaiian Electric Company, Inc. Curtailment Report September 2020

Start Date/Time	Curtailment Set Point	MW output prior to start of curtailment	End Date/Time	MW output after curtailment released	Estimated MWh of curtailed energy during event (1)	IPP/Facility	Reason for Curtailment
09/09/20 06:21	0.0	0.00	09/09/20 08:16	0	*	North	System Constraints
09/09/20 08:22	0.0	4.10	09/09/20 09:06	0	*	Waianae	System Constraints
09/09/20 09:20	Various	-15.05	09/09/20 11:04	-7.68	*	KSMauka	System Constraints
09/09/20 11:18	0.0	19.10	09/09/20 14:56	0	*	KSMauka	Oversupply
09/09/20 14:36	0.0	19.20	09/09/20 15:26	0	*	Waianae	System Constraints
09/09/20 19:01	0.0	25.00	09/09/20 19:33	0	*	KWMauka	System Constraints
09/09/20 19:03	0.0	0.00	09/09/20 19:35	0	*	North	System Constraints
09/09/20 19:03	0.0	0.00	09/09/20 19:36	0	*	South	System Constraints
09/09/20 19:05	0.0	0.10	09/09/20 19:37	0	*	KSMauka	System Constraints
09/09/20 20:01	0.0	0.00	09/09/20 20:29	0	*	KREP	System Constraints
09/09/20 20:03	0.0	0.00	09/10/20 00:53	0	0.00	WestL	System Constraints
09/09/20 23:38	0.0	0.00	09/10/20 00:50	0	*	KREP	System Constraints
09/10/20 06:25	0.0	0.00	09/10/20 07:35	0	*	KLS2	System Constraints
09/10/20 08:17	0.0	5.00	09/10/20 09:44	0	*	KREP	System Constraints
09/10/20 08:19	0.0	9.70	09/10/20 09:45	0	18.43	WestL	System Constraints
09/10/20 08:47	0.0	0.90	09/10/20 09:37	0	*	South	System Constraints
09/10/20 08:47	0.0	2.70	09/10/20 09:37	0	*	North	System Constraints
09/10/20 09:07	Various	-9.11	09/10/20 10:04	-14.55	*	KSMauka	System Constraints
09/10/20 12:02	0.0	0.00	09/10/20 12:12	0	*	KLS2	System Constraints
09/10/20 16:57	0.0	1.30	09/10/20 17:29	0	*	KREP	System Constraints
09/10/20 17:00	0.0	7.50	09/10/20 17:31	0	2.62	WestL	System Constraints
09/10/20 17:47	0.0	29.50	09/10/20 19:48	0	*	KWMauka	System Constraints
09/10/20 17:50	0.0	0.50	09/10/20 19:50	0	*	North	System Constraints
09/10/20 17:50	0.0	0.20	09/10/20 19:50	0	*	South	System Constraints
09/10/20 17:52	0.0	7.90	09/10/20 19:51	0	*	KSMauka	System Constraints
09/11/20 06:27	0.0	0.00	09/11/20 09:11	0	18.54	WestL	System Constraints
09/11/20 07:37	0.0	4.00	09/11/20 08:50	0	*	South	System Constraints
09/11/20 07:37	0.0	1.20	09/11/20 08:51	0	*	North	System Constraints
09/11/20 09:06	Various	-25.15	09/11/20 13:33	-6.8	*	KSMauka	System Constraints
09/11/20 15:14	0.0	3.90	09/11/20 15:36	0	*	KREP	System Constraints
09/11/20 15:16	0.0	17.20	09/11/20 15:38	0	4.20	WestL	System Constraints
09/11/20 18:30	0.0	22.00	09/11/20 18:54	0	*	KWMauka	System Constraints
09/11/20 18:32	0.0	0.00	09/11/20 18:56	0	*	North	System Constraints
09/11/20 18:32	0.0	0.00	09/11/20 18:57	0	*	South	System Constraints
09/11/20 18:34	0.0	0.30	09/11/20 18:58	0	*	KSMauka	System Constraints
09/12/20 07:03	0.0	2.80	09/12/20 08:01	0	*	Waianae	System Constraints
09/12/20 07:05	0.0	0.50	09/12/20 08:02	0	*	Aloha1	System Constraints
09/12/20 10:07	0.0	26.80	09/12/20 11:44	0	*	KSMauka	Oversupply
09/12/20 10:08	0.0	13.10	09/12/20 11:35	0	*	KSMakai	Oversupply
09/12/20 11:37	0.0	27.50	09/12/20 12:25	0	*	Waianae	Oversupply
09/12/20 11:39	0.0	1.80	09/12/20 12:23	0	*	Aloha1	System Constraints
09/13/20 09:50	0.0	4.60	09/13/20 12:03	0	*	Aloha2	Oversupply
09/13/20 09:59	7.7	13.90	09/13/20 10:59	7.71	*	Lani	Oversupply
09/13/20 09:59	22.3	40.21	09/13/20 10:59	22.39	*	Waipio	Oversupply
09/13/20 09:45	0.0	20.00	09/13/20 13:10	0	*	KSMauka	Oversupply
09/13/20 09:47	0.0	15.00	09/13/20 12:57	0	*	KSMakai	Oversupply
09/13/20 10:59	7.7	7.71	09/13/20 11:49	7.76	*	Lani	Oversupply
09/13/20 10:59	22.3	22.39	09/13/20 11:49	22.39	*	Waipio	Oversupply
09/14/20 05:50	0.0	0.00	09/14/20 08:24	0	8.75	WestL	System Constraints
09/14/20 05:50	0.0	0.00	09/14/20 08:22	0	*	KREP	System Constraints
09/14/20 13:52	Various	9.32	09/14/20 14:44	12.23	6.74	WestL	System Constraints
09/14/20 14:42	0.0	3.00	09/14/20 15:17	0	*	KREP	System Constraints
09/14/20 14:47	0.0	12.00	09/14/20 15:18	0	5.02	WestL	System Constraints
09/15/20 06:46	0.0	1.90	09/15/20 08:12	0	*	KWF	System Constraints
09/15/20 06:57	0.0	0.70	09/15/20 08:06	0	*	KWMakai	System Constraints
09/15/20 06:58	0.0	9.30	09/15/20 15:32	0	*	KWMauka	System Constraints
09/15/20 07:04	0.0	2.80	09/15/20 07:56	0	*	KSMakai	System Constraints
09/15/20 07:04	0.0	4.70	09/15/20 15:34	0	*	KSMauka	System Constraints
09/15/20 08:42	Various	11.97	09/15/20 13:47	13.42	21.74	WestL	System Constraints
09/15/20 14:06	Various	16.92	09/15/20 15:16	4.36	3.17	WestL	System Constraints
09/15/20 14:55	0.0	7.60	09/15/20 15:31	0	*	KWMakai	System Constraints
09/15/20 14:57	0.0	6.40	09/15/20 15:33	0	*	KSMakai	System Constraints
09/15/20 15:00	0.0	5.70	09/15/20 15:41	0	*	KWF	System Constraints
09/16/20 06:30	0.0	2.50	09/16/20 16:46	0	*	KWMauka	System Constraints

Hawaiian Electric Company, Inc. Curtailment Report September 2020

Start Date/Time	Curtailment Set Point	MW output prior to start of curtailment	End Date/Time	MW output after curtailment released	Estimated MWh of curtailed energy during event (1)	IPP/Facility	Reason for Curtailment
09/16/20 07:16	0.0	0.00	09/16/20 08:20	0	*	KWMakai	System Constraints
09/16/20 07:19	0.0	0.00	09/16/20 08:15	0	*	KSMakai	System Constraints
09/16/20 07:19	0.0	0.00	09/16/20 16:42	0	*	KSMauka	System Constraints
09/16/20 07:20	0.0	0.00	09/16/20 08:30	0	*	KWF	System Constraints
09/16/20 08:24	Various	10.44	09/16/20 10:38	5.1	6.75	WestL	System Constraints
09/16/20 13:38	Various	15.67	09/16/20 13:49	13.99	0.62	WestL	System Constraints
09/16/20 15:03	0.0	7.10	09/16/20 16:35	0	*	KWF	System Constraints
09/16/20 14:54	0.0	8.40	09/16/20 16:46	0	*	KWMakai	System Constraints
09/16/20 14:57	0.0	-17.20	09/16/20 16:42	0	*	KSMakai	System Constraints
09/17/20 07:31	0.0	3.50	09/17/20 18:04	0	*	KWMauka	System Constraints
09/17/20 07:47	0.0	8.10	09/17/20 08:56	0	*	KWF	System Constraints
09/17/20 07:50	0.0	1.00	09/17/20 09:00	0	*	KWMakai	System Constraints
09/17/20 07:55	0.0	10.10	09/17/20 08:48	0	*	KSMakai	System Constraints
09/17/20 07:55	0.0	10.30	09/17/20 18:06	0	*	KSMauka	System Constraints
09/17/20 17:17	0.0	2.80	09/17/20 18:04	0	*	KWMakai	System Constraints
09/17/20 17:19	0.0	9.70	09/17/20 18:06	0	*	KSMakai	System Constraints
09/17/20 17:24	0.0	7.80	09/17/20 18:20	0	*	KWF	System Constraints
09/21/20 06:44	0.0	2.70	09/21/20 07:29	0	*	KWF	System Constraints
09/21/20 06:50	0.0	7.40	09/21/20 07:32	0	*	KWMakai	System Constraints
09/21/20 06:58	0.0	0.30	09/21/20 07:17	0	*	KSMakai	System Constraints
09/21/20 11:31	0.0	6.60	09/21/20 12:23	0	*	KWF	System Constraints
09/21/20 11:43	0.0	4.10	09/21/20 12:22	0	*	KWMakai	System Constraints
09/21/20 11:45	0.0	14.00	09/21/20 12:15	0	*	KSMakai	System Constraints
09/22/20 06:41	0.0	3.70	09/22/20 08:21	0	*	KWF	System Constraints
09/22/20 07:04	0.0	3.90	09/22/20 08:19	0	*	KWMakai	System Constraints
09/22/20 07:05	0.0	0.40	09/22/20 08:12	0	*	KSMakai	System Constraints
09/22/20 11:36	0.0	6.50	09/22/20 12:39	0	*	KWF	System Constraints
09/22/20 11:38	0.0	18.70	09/22/20 12:31	0	*	KSMakai	System Constraints
09/22/20 11:39	0.0	4.50	09/22/20 12:34	0	*	KWMakai	System Constraints
09/22/20 10:22	Various	-19.90	09/22/20 11:11	-4.955	*	KSMauka	System Constraints
09/23/20 06:54	0.0	8.50	09/23/20 08:11	0	*	KWF	System Constraints
09/23/20 07:13	0.0	0.00	09/23/20 07:59	0	*	KWMakai	System Constraints
09/23/20 07:15	0.0	3.90	09/23/20 07:56	0	*	KSMakai	System Constraints
09/23/20 15:19	0.0	13.80	09/23/20 16:01	0	*	KWMakai	System Constraints
09/23/20 15:21	0.0	16.50	09/23/20 15:58	0	*	KSMakai	System Constraints
09/23/20 15:30	0.0	9.90	09/23/20 16:24	0	*	KWF	System Constraints
09/24/20 06:33	0.0	12.60	09/24/20 08:16	0	*	KWF	System Constraints
09/24/20 06:45	0.0	1.80	09/24/20 07:52	0	*	KWMakai	System Constraints
09/24/20 06:47	0.0	0.10	09/24/20 07:50	0	*	KSMakai	System Constraints
09/24/20 12:36	0.0	14.00	09/24/20 13:18	0	*	KSMakai	System Constraints
09/24/20 12:41	0.0	8.50	09/24/20 13:29	0	*	KWMakai	System Constraints
09/24/20 12:43	0.0	10.90	09/24/20 13:21	0	*	KWF	System Constraints
09/24/20 08:49	Various	9.74	09/24/20 13:22	9.9	41.80	WestL	System Constraints
09/24/20 15:08	0.0	1.37	09/26/20 09:47	0	*	Aloha1	System Constraints
09/24/20 18:38	0.0	0.00	09/25/20 08:00	0	*	KREP	System Constraints
09/24/20 18:41	0.0	0.00	09/25/20 00:41	0	0.00	WestL	System Constraints
09/25/20 06:56	0.0	1.30	09/25/20 07:26	0	*	KWMakai	System Constraints
09/25/20 06:59	0.0	0.00	09/25/20 07:25	0	*	KSMakai	System Constraints
09/25/20 07:01	0.0	8.70	09/25/20 16:02	0	*	KWF	System Constraints
09/25/20 09:49	0.0	27.38	09/25/20 10:09	0	*	Waianae	System Constraints
09/25/20 10:20	Various	-22.28	09/25/20 10:43	-7.96	*	KSMauka	System Constraints
09/25/20 12:12	Various	19.93	09/25/20 13:57	20.43	5.79	WestL	System Constraints
09/25/20 14:56	0.0	5.52	09/25/20 15:51	0	*	KWMakai	System Constraints
09/25/20 15:03	0.0	-17.57	09/25/20 15:34	0	*	KSMakai	System Constraints
09/25/20 21:57	0.0	0.00	09/26/20 00:12	0	*	Waianae	System Constraints
09/26/20 09:01	0.0	27.50	09/26/20 09:43	0	*	Waianae	System Constraints
09/28/20 06:23	0.0	0.00	09/28/20 08:20	0	*	KWMakai	System Constraints
09/28/20 06:24	0.0	0.00	09/28/20 08:17	0	*	KSMakai	System Constraints
09/28/20 06:28	0.0	6.60	09/28/20 08:18	0	*	KWF	System Constraints
09/28/20 14:48	0.0	1.70	09/28/20 16:14	0	*	KWMakai	System Constraints
09/28/20 14:50	0.0	8.90	09/28/20 16:06	0	*	KSMakai	System Constraints
09/28/20 14:53	0.0	2.60	09/28/20 16:13	0	*	KWF	System Constraints
09/29/20 06:26	0.0	0.0	09/29/20 07:24	0	*	KWMakai	System Constraints
09/29/20 06:28	0.0	0.0	09/29/20 07:16	0	*	KSMakai	System Constraints

Hawaiian Electric Company, Inc. Curtailment Report September 2020

Start Date/Time	Curtailment Set Point	MW output prior to start of curtailment	End Date/Time	MW output after curtailment released	Estimated MWh of curtailed energy during event (1)	IPP/Facility	Reason for Curtailment
09/29/20 06:33	0.0	0.0	09/29/20 07:17	0	*	KWF	System Constraints
09/29/20 12:15	Various	20.0	09/29/20 13:27	15.99	3.99	WestL	System Constraints
09/29/20 17:14	0.0	0.00	09/29/20 18:02	0	*	KWF	System Constraints
09/29/20 17:17	0.0	4.00	09/29/20 18:13	0	*	KWMakai	System Constraints
09/29/20 17:18	0.0	8.80	09/29/20 17:57	0	*	KSMakai	System Constraints
09/30/20 05:38	0.0	0.00	09/30/20 17:43	0	*	Waianae	System Constraints
09/30/20 07:14	0.0	0.30	09/30/20 07:26	0	*	Aloha1	System Constraints
09/30/20 09:02	0.0	0.30	09/30/20 10:19	0	*	KWF	System Constraints
09/30/20 09:25	0.0	0.00	09/30/20 10:16	0	*	KWMakai	System Constraints
09/30/20 09:28	0.0	15.80	09/30/20 10:03	0	*	KSMakai	System Constraints
09/30/20 10:14	Various	-15.50	09/30/20 10:59	-4.34	*	KSMakai	System Constraints
09/30/20 12:16	Various	19.99	09/30/20 13:19	19.61	2.15	WestL	System Constraints
09/30/20 16:27	0.0	0.00	09/30/20 18:04	0	*	KWMakai	System Constraints
09/30/20 16:29	0.0	14.00	09/30/20 17:59	0	*	KSMakai	System Constraints
09/30/20 16:30	0.0	0.00	09/30/20 18:20	0	*	KWF	System Constraints
09/30/20 17:29	0.0	0.60	09/30/20 17:44	0	*	Aloha1	System Constraints

Aloha1 = Aloha Solar Energy Fund I
Aloha2 = Aloha Solar Energy Fund II
KLS2 = Kalaeloa Solar Two
KREP = Kalaeloa Renewable Energy Partners
KWF = Kahuku Wind Power
Lani = Lanikuhana Solar
KSMakai = Kawaiiloa Solar Makai
KSMauka = Kawaiiloa Solar Mauka
KWMakai = Kawaiiloa Wind Makai
KWMauka = Kawaiiloa Wind Mauka
North = Waihonu North
South = Waihonu South
Waianae = EE Waianae Solar Project
Waipio = Waipio PV
WestL = West Loch PV

(1) The estimated MWh of energy curtailed during the event is supplied by IPP, and HECO does not make any representations as to its accuracy.
* Data has not been provided by IPP.



Maui Curtailment Report

September 2020

Start Date and Time	Duration (minutes)	IPP Curtailed	Estimated Curtailed MWH	Peak MW Curtailed	Reasons for Curtailment
9/1/2020 0:00	6:10	KWPll	79.88404	19.21064	Oversupply
9/1/2020 6:13	0:01	KWPll	0.00212	19.09288	Oversupply
9/1/2020 6:17	0:09	KWPll	0.10351	19.19866	Oversupply
9/1/2020 6:31	0:06	SSA3	0.00638	0.01100	Oversupply
9/1/2020 6:32	0:06	SSA2	0.00381	0.04200	Oversupply
9/1/2020 6:33	0:05	KWPll	0.07208	19.08590	Oversupply
9/1/2020 6:38	0:09	SSA2	0.00456	0.03300	Oversupply
9/1/2020 6:39	0:09	SSA3	0.01116	0.02300	Oversupply
9/1/2020 6:40	0:08	KWPll	0.10438	18.91624	Oversupply
9/1/2020 6:58	0:05	SSA3	0.01570	0.04000	Oversupply
9/1/2020 6:58	0:01	SSA2	0.00037	0.00500	Oversupply
9/1/2020 6:59	0:05	KWPll	0.05617	19.07592	Oversupply
9/1/2020 6:59	0:02	SSA2	0.00220	0.02800	Oversupply
9/1/2020 7:01	0:02	SSA2	0.00291	0.00900	Oversupply
9/1/2020 7:03	0:01	SSA3	0.00311	0.00100	Oversupply
9/1/2020 7:04	0:04	SSA2	0.00711	0.06100	Oversupply
9/1/2020 7:05	7:40	KWPll	136.76026	20.68861	Oversupply
9/1/2020 7:05	7:39	SSA3	11.55516	0.01700	Oversupply
9/1/2020 7:09	0:01	SSA2	0.00146	0.00100	Oversupply
9/1/2020 7:09	7:35	SSA2	16.12170	-0.00200	Oversupply
9/1/2020 8:21	6:07	AWE	38.19986	21.00000	Oversupply
9/1/2020 14:44	0:01	SSA2	0.04117	0.03400	Oversupply
9/1/2020 14:44	0:01	SSA3	0.02304	0.00000	Oversupply
9/1/2020 14:45	0:01	SSA2	0.04088	0.40600	Oversupply
9/1/2020 14:45	1:21	SSA3	1.74745	0.09300	Oversupply
9/1/2020 14:46	1:21	KWPll	12.43800	20.70757	Oversupply
9/1/2020 14:46	1:20	SSA2	3.42920	0.15000	Oversupply
9/1/2020 16:06	0:01	SSA2	0.02233	0.03000	Oversupply
9/1/2020 16:06	0:01	SSA3	0.01038	0.08700	Oversupply
9/1/2020 16:07	0:01	SSA3	0.01061	0.12900	Oversupply
9/1/2020 16:07	0:01	SSA2	0.02233	0.35200	Oversupply
9/1/2020 16:08	0:01	SSA3	0.01016	0.10700	Oversupply
9/1/2020 16:08	0:01	SSA2	0.02233	0.85400	Oversupply
9/1/2020 18:14	0:01	SSA2	0.00209	0.02100	Oversupply
9/1/2020 18:14	0:01	SSA3	0.00119	0.00200	Oversupply
9/1/2020 22:12	0:06	KWPll	0.05658	20.70258	Oversupply
9/1/2020 22:19	0:01	KWPll	0.00511	20.34232	Oversupply
9/1/2020 22:26	1:05	KWPll	5.09033	20.67664	Oversupply
9/1/2020 23:43	0:11	KWPll	0.25894	18.00311	Oversupply
9/1/2020 23:56	0:06	KWPll	0.06533	18.80148	Oversupply
9/2/2020 0:03	0:05	KWPll	0.04009	19.51102	Oversupply
9/2/2020 0:11	0:08	KWPll	0.30473	19.58088	Oversupply
9/2/2020 0:20	0:04	KWPll	0.09661	20.26548	Oversupply
9/2/2020 1:04	0:40	KWPll	4.66366	18.13185	Oversupply
9/2/2020 2:05	0:16	KWPll	0.65522	16.90536	Oversupply
9/2/2020 2:23	0:19	KWPll	0.78548	19.29347	Oversupply
9/2/2020 2:44	0:06	KWPll	0.07854	17.52410	Oversupply
9/2/2020 2:56	2:34	KWPll	17.85081	19.21563	Oversupply
9/2/2020 5:31	0:37	KWPll	2.84286	20.70757	Oversupply
9/2/2020 6:30	0:01	KWPll	0.00151	18.19572	Oversupply
9/2/2020 6:35	0:02	SSA3	0.00109	0.03400	Oversupply
9/2/2020 6:36	0:02	KWPll	0.00215	19.03899	Oversupply
9/2/2020 6:39	0:02	SSA2	0.00076	0.07200	Oversupply
9/2/2020 6:39	0:15	SSA3	0.02356	0.04100	Oversupply
9/2/2020 6:40	0:01	KWPll	0.01427	19.16573	Oversupply
9/2/2020 6:42	0:12	SSA2	0.01170	0.08100	Oversupply
9/2/2020 6:43	0:12	KWPll	0.97215	20.58582	Oversupply
9/2/2020 6:54	0:01	SSA2	0.00101	0.00600	Oversupply
9/2/2020 6:57	0:01	SSA2	0.00101	0.11100	Oversupply
9/2/2020 6:58	0:01	SSA3	0.00167	0.00400	Oversupply
9/2/2020 7:13	0:01	SSA2	0.00033	0.15500	Oversupply
9/2/2020 7:14	0:09	SSA3	0.05377	0.27000	Oversupply
9/2/2020 7:14	0:09	SSA2	0.04644	0.03300	Oversupply
9/2/2020 7:15	0:09	KWPll	0.32930	20.16069	Oversupply
9/2/2020 7:23	0:01	SSA3	0.00473	-0.00200	Oversupply
9/2/2020 7:24	0:01	SSA3	0.00473	-0.00200	Oversupply
9/2/2020 7:24	0:01	SSA2	0.00466	0.17200	Oversupply
9/2/2020 7:25	0:02	SSA3	0.00926	-0.00200	Oversupply
9/2/2020 7:25	0:01	SSA2	0.00466	0.05800	Oversupply
9/2/2020 7:27	0:01	SSA3	0.00463	0.17100	Oversupply
9/2/2020 7:28	0:01	SSA2	0.00466	0.05700	Oversupply
9/2/2020 7:28	0:01	SSA3	0.00463	0.02300	Oversupply
9/2/2020 7:29	1:11	SSA3	0.86775	0.00000	Oversupply
9/2/2020 7:29	1:10	SSA2	1.01449	0.00300	Oversupply
9/2/2020 7:30	1:10	KWPll	17.90789	20.63871	Oversupply



Maui Curtailment Report

September 2020

Start Date and Time	Duration (minutes)	IPP Curtailed	Estimated Curtailed MWH	Peak MW Curtailed	Reasons for Curtailment
9/2/2020 7:59	0:01	AWE	0.00863	18.20000	Oversupply
9/2/2020 8:01	0:12	AWE	0.27625	21.00000	Oversupply
9/2/2020 8:14	0:05	AWE	0.05440	21.00000	Oversupply
9/2/2020 8:20	0:15	AWE	0.44952	20.80000	Oversupply
9/2/2020 8:39	0:01	SSA2	0.01565	0.00300	Oversupply
9/2/2020 8:39	0:01	SSA3	0.01323	-0.00300	Oversupply
9/2/2020 8:40	0:01	SSA2	0.01596	0.23400	Oversupply
9/2/2020 8:40	0:01	SSA3	0.01438	-0.00200	Oversupply
9/2/2020 8:41	0:16	SSA2	0.33719	0.60000	Oversupply
9/2/2020 8:41	0:16	SSA3	0.28706	0.06300	Oversupply
9/2/2020 8:42	0:16	KWPll	4.59124	20.68262	Oversupply
9/2/2020 8:49	0:05	AWE	0.13564	20.20000	Oversupply
9/2/2020 8:57	0:01	SSA3	0.01410	0.01400	Oversupply
9/2/2020 8:57	0:01	SSA2	0.01842	0.01600	Oversupply
9/2/2020 8:59	0:22	SSA2	0.66409	0.98100	Oversupply
9/2/2020 9:00	0:19	SSA3	0.36966	0.96700	Oversupply
9/2/2020 9:00	0:19	KWPll	1.44351	16.11897	Oversupply
9/2/2020 9:19	0:01	SSA3	0.01740	-0.00300	Oversupply
9/2/2020 9:19	0:02	SSA3	0.05257	-0.00200	Oversupply
9/2/2020 9:22	0:01	KWPll	0.00049	9.52349	Oversupply
9/2/2020 9:22	0:01	SSA2	0.02748	0.02800	Oversupply
9/2/2020 9:22	0:01	SSA3	0.01740	-0.00200	Oversupply
9/2/2020 9:22	0:02	SSA2	0.05496	0.40500	Oversupply
9/2/2020 9:23	0:02	SSA3	0.03517	-0.00200	Oversupply
9/2/2020 9:24	0:01	KWPll	0.01399	9.33188	Oversupply
9/2/2020 9:24	0:01	SSA3	0.01702	0.00700	Oversupply
9/2/2020 9:24	0:01	SSA2	0.02748	0.05800	Oversupply
9/2/2020 9:25	0:01	SSA3	0.01740	0.17400	Oversupply
9/2/2020 9:25	0:01	SSA2	0.02695	0.33500	Oversupply
9/2/2020 9:26	0:01	SSA3	0.01777	0.05900	Oversupply
9/2/2020 9:26	0:01	SSA2	0.02748	0.21800	Oversupply
9/2/2020 9:26	1:42	SSA3	2.74995	0.26300	Oversupply
9/2/2020 9:27	1:42	SSA2	3.68866	0.17100	Oversupply
9/2/2020 9:28	1:41	KWPll	17.62112	15.99024	Oversupply
9/2/2020 9:44	0:02	AWE	0.02740	20.10000	Oversupply
9/2/2020 10:31	0:01	AWE	0.01372	16.10000	Oversupply
9/2/2020 10:37	0:03	AWE	0.07054	18.70000	Oversupply
9/2/2020 10:45	0:01	AWE	0.01507	19.70000	Oversupply
9/2/2020 10:47	0:02	AWE	0.05714	21.00000	Oversupply
9/2/2020 10:50	0:15	AWE	0.45109	20.70000	Oversupply
9/2/2020 11:08	0:01	SSA3	0.02499	-0.00400	Oversupply
9/2/2020 11:09	0:01	SSA2	0.02716	0.09100	Oversupply
9/2/2020 11:09	0:01	SSA3	0.02499	-0.00400	Oversupply
9/2/2020 11:09	0:01	SSA2	0.02716	0.40900	Oversupply
9/2/2020 11:10	0:01	SSA3	0.02499	-0.00400	Oversupply
9/2/2020 11:10	0:29	SSA2	1.11450	0.25100	Oversupply
9/2/2020 11:10	0:28	SSA3	0.90301	-0.00300	Oversupply
9/2/2020 11:12	0:28	KWPll	5.66537	14.55618	Oversupply
9/2/2020 11:17	0:06	AWE	0.09130	18.70000	Oversupply
9/2/2020 11:25	0:05	AWE	0.06753	20.00000	Oversupply
9/2/2020 11:31	0:03	AWE	0.08075	19.60000	Oversupply
9/2/2020 11:39	0:01	SSA2	0.02418	0.00200	Oversupply
9/2/2020 11:39	0:01	SSA3	0.02400	-0.00400	Oversupply
9/2/2020 11:40	0:01	SSA3	0.02400	0.13500	Oversupply
9/2/2020 11:40	0:01	SSA2	0.02464	0.60500	Oversupply
9/2/2020 11:40	0:01	SSA3	0.02400	0.34900	Oversupply
9/2/2020 11:41	0:34	SSA2	1.21541	0.37400	Oversupply
9/2/2020 11:41	0:33	SSA3	1.06026	0.17900	Oversupply
9/2/2020 11:42	0:32	KWPll	2.52207	13.93645	Oversupply
9/2/2020 12:14	0:01	SSA2	0.03630	0.09700	Oversupply
9/2/2020 12:14	0:01	SSA3	0.02176	-0.00300	Oversupply
9/2/2020 12:15	0:01	SSA2	0.03423	0.65400	Oversupply
9/2/2020 12:15	0:01	SSA3	0.02154	-0.00400	Oversupply
9/2/2020 12:16	0:01	SSA2	0.03423	0.10400	Oversupply
9/2/2020 12:16	0:01	SSA3	0.02108	-0.00400	Oversupply
9/2/2020 12:17	0:01	SSA3	0.02108	-0.00400	Oversupply
9/2/2020 12:17	0:01	SSA2	0.03423	0.26000	Oversupply
9/2/2020 12:18	0:01	SSA3	0.02108	0.00200	Oversupply
9/2/2020 12:18	0:01	SSA2	0.03423	0.17000	Oversupply
9/2/2020 12:18	0:02	SSA3	0.04263	0.07700	Oversupply
9/2/2020 12:19	0:02	SSA2	0.06847	0.02000	Oversupply
9/2/2020 12:20	0:01	KWPll	0.02116	9.89772	Oversupply
9/2/2020 12:20	0:01	SSA3	0.02154	-0.00500	Oversupply
9/2/2020 12:20	0:01	SSA2	0.03357	0.15700	Oversupply
9/2/2020 12:21	0:01	SSA3	0.02108	-0.00400	Oversupply



Maui Curtailment Report

September 2020

Start Date and Time	Duration (minutes)	IPP Curtailed	Estimated Curtailed MWH	Peak MW Curtailed	Reasons for Curtailment
9/2/2020 12:21	0:01	SSA2	0.03423	0.47500	Oversupply
9/2/2020 12:21	0:01	SSA3	0.02154	-0.00300	Oversupply
9/2/2020 12:22	0:01	SSA2	0.03292	0.01600	Oversupply
9/2/2020 12:22	0:01	SSA3	0.02154	-0.00300	Oversupply
9/2/2020 12:23	0:01	SSA2	0.03423	0.12300	Oversupply
9/2/2020 12:23	0:01	SSA3	0.02108	-0.00300	Oversupply
9/2/2020 12:24	0:01	SSA2	0.03423	0.34500	Oversupply
9/2/2020 12:24	0:01	SSA3	0.02108	-0.00300	Oversupply
9/2/2020 12:25	0:01	SSA2	0.03423	1.48000	Oversupply
9/2/2020 12:26	0:01	SSA2	0.03423	1.27800	Oversupply
9/2/2020 12:27	0:01	SSA3	0.02108	0.58800	Oversupply
9/2/2020 12:27	0:01	SSA2	0.03423	0.37900	Oversupply
9/2/2020 12:29	0:01	SSA2	0.03647	1.07600	Oversupply
9/2/2020 12:29	0:01	SSA3	0.02258	2.13400	Oversupply
9/2/2020 12:30	0:01	SSA2	0.03695	0.08400	Oversupply
9/2/2020 12:30	0:03	SSA3	0.09219	1.38000	Oversupply
9/2/2020 12:31	0:02	SSA2	0.07390	0.02700	Oversupply
9/2/2020 12:32	0:01	SSA2	0.03695	0.02500	Oversupply
9/2/2020 12:33	0:01	SSA3	0.02292	-0.00400	Oversupply
9/2/2020 12:33	0:01	SSA2	0.03695	0.19400	Oversupply
9/2/2020 12:34	0:01	SSA3	0.02342	-0.00400	Oversupply
9/2/2020 12:34	0:14	SSA2	0.51513	0.02500	Oversupply
9/2/2020 12:35	0:14	KWPll	0.51380	8.75905	Oversupply
9/2/2020 12:35	0:09	SSA3	0.25515	-0.00400	Oversupply
9/2/2020 12:43	0:01	SSA3	0.02342	0.00200	Oversupply
9/2/2020 12:44	0:04	SSA3	0.07687	-0.00100	Oversupply
9/2/2020 12:48	0:01	SSA3	0.01393	-0.00400	Oversupply
9/2/2020 12:48	0:01	SSA2	0.01829	0.15500	Oversupply
9/2/2020 12:48	0:01	SSA3	0.01393	-0.00400	Oversupply
9/2/2020 12:49	0:01	SSA2	0.01829	0.81100	Oversupply
9/2/2020 12:49	0:01	SSA3	0.01393	-0.00300	Oversupply
9/2/2020 12:50	0:01	SSA2	0.01829	1.64200	Oversupply
9/2/2020 12:50	0:01	SSA3	0.01423	0.04600	Oversupply
9/2/2020 15:01	0:01	SSA2	0.03036	2.85800	Oversupply
9/2/2020 15:02	0:01	SSA2	0.03036	3.00600	Oversupply
9/2/2020 15:02	0:01	SSA3	0.00708	1.02800	Oversupply
9/2/2020 15:03	0:01	SSA2	0.03036	0.06700	Oversupply
9/2/2020 15:03	0:01	SSA3	0.00723	0.70000	Oversupply
9/2/2020 15:04	0:01	SSA2	0.03036	0.57800	Oversupply
9/2/2020 15:04	0:01	SSA3	0.00723	0.16200	Oversupply
9/2/2020 15:05	0:01	SSA3	0.00846	0.26700	Oversupply
9/2/2020 15:05	0:01	SSA2	0.03036	0.05000	Oversupply
9/2/2020 15:05	0:01	SSA2	0.03036	0.75100	Oversupply
9/2/2020 15:05	0:01	SSA3	0.00708	0.16700	Oversupply
9/2/2020 15:06	0:01	SSA3	0.00708	0.01400	Oversupply
9/2/2020 15:06	0:01	SSA2	0.02919	0.02400	Oversupply
9/2/2020 15:07	0:01	SSA3	0.00708	-0.00300	Oversupply
9/2/2020 15:07	0:01	SSA2	0.03036	0.03600	Oversupply
9/2/2020 15:08	0:01	SSA3	0.00692	-0.00300	Oversupply
9/2/2020 15:08	0:01	SSA2	0.03036	0.00600	Oversupply
9/2/2020 15:09	0:01	SSA3	0.00723	-0.00300	Oversupply
9/2/2020 15:09	0:01	SSA2	0.03036	0.07400	Oversupply
9/2/2020 15:09	0:01	SSA3	0.00708	-0.00300	Oversupply
9/2/2020 15:10	0:01	SSA2	0.03036	0.11900	Oversupply
9/2/2020 15:10	0:01	SSA3	0.00723	-0.00300	Oversupply
9/2/2020 15:11	0:01	SSA2	0.03036	0.13600	Oversupply
9/2/2020 15:11	0:01	SSA3	0.00692	-0.00300	Oversupply
9/2/2020 15:11	0:01	SSA2	0.03036	0.10700	Oversupply
9/2/2020 15:12	0:01	SSA3	0.00708	-0.00300	Oversupply
9/2/2020 15:12	0:01	SSA2	0.03036	0.25300	Oversupply
9/2/2020 15:12	0:01	SSA3	0.00708	0.12200	Oversupply
9/2/2020 15:13	0:01	SSA3	0.00708	0.21300	Oversupply
9/2/2020 15:13	0:01	SSA2	0.03036	0.68900	Oversupply
9/2/2020 15:14	0:02	SSA3	0.00647	0.35400	Oversupply
9/2/2020 15:14	0:01	SSA2	0.02322	1.12500	Oversupply
9/2/2020 15:15	0:01	SSA2	0.01025	2.67700	Oversupply
9/2/2020 15:15	0:01	SSA3	0.00040	0.85400	Oversupply
9/2/2020 15:16	0:01	SSA2	0.01025	1.95600	Oversupply
9/2/2020 15:16	0:01	SSA3	0.00040	0.85900	Oversupply
9/2/2020 15:17	0:01	SSA2	0.01025	1.50400	Oversupply
9/2/2020 15:17	0:01	SSA3	0.00040	0.77300	Oversupply
9/2/2020 15:18	0:01	SSA2	0.01025	1.13300	Oversupply
9/2/2020 15:18	0:01	SSA3	0.00044	0.65000	Oversupply
9/2/2020 15:18	0:01	SSA2	0.01025	0.92700	Oversupply
9/2/2020 23:17	0:06	KWPll	0.30639	19.37830	Oversupply



Maui Curtailment Report

September 2020

Start Date and Time	Duration (minutes)	IPP Curtailed	Estimated Curtailed MWH	Peak MW Curtailed	Reasons for Curtailment
9/2/2020 23:26	0:06	KWPll	0.17010	17.42729	Oversupply
9/3/2020 2:08	0:05	KWPll	0.03807	13.36262	Oversupply
9/3/2020 3:25	1:07	KWPll	11.65783	19.15176	Oversupply
9/3/2020 4:04	0:24	AWE	1.25101	17.30000	Oversupply
9/3/2020 4:34	1:38	KWPll	11.84810	20.23953	Oversupply
9/3/2020 6:27	0:03	KWPll	0.03084	20.28843	Oversupply
9/3/2020 6:27	1:46	SSA2	0.47108	0.03000	Oversupply
9/3/2020 6:30	1:43	SSA3	0.65183	0.02000	Oversupply
9/3/2020 6:31	1:43	KWPll	12.84556	20.33833	Oversupply
9/3/2020 8:12	0:01	SSA2	0.00786	-0.00100	Oversupply
9/3/2020 8:13	0:01	SSA3	0.00905	0.28500	Oversupply
9/3/2020 8:13	0:01	SSA2	0.00786	0.18600	Oversupply
9/3/2020 8:18	0:01	SSA3	0.00042	0.84100	Oversupply
9/3/2020 8:19	0:01	SSA3	0.00044	0.85200	Oversupply
9/3/2020 8:19	0:01	SSA2	0.00428	0.60800	Oversupply
9/3/2020 8:20	0:01	SSA3	0.00041	0.85800	Oversupply
9/3/2020 8:52	0:01	SSA2	0.00898	1.43900	Oversupply
9/3/2020 8:52	0:01	SSA3	0.00639	1.13400	Oversupply
9/3/2020 8:53	0:19	SSA2	0.39885	0.16300	Oversupply
9/3/2020 8:53	0:18	SSA3	0.30306	0.50300	Oversupply
9/3/2020 8:54	0:18	KWPll	0.44660	7.85091	Oversupply
9/3/2020 9:11	0:01	SSA3	0.01601	-0.00100	Oversupply
9/3/2020 9:12	0:01	SSA2	0.02340	0.09900	Oversupply
9/3/2020 9:12	0:01	SSA3	0.01636	0.09400	Oversupply
9/3/2020 9:13	2:52	SSA2	7.12607	0.18200	Oversupply
9/3/2020 9:13	2:53	SSA3	5.02299	0.00500	Oversupply
9/3/2020 9:14	2:52	KWPll	29.92021	15.99922	Oversupply
9/3/2020 9:37	0:05	AWE	0.06696	14.90000	Oversupply
9/3/2020 9:52	0:03	AWE	0.01802	12.50000	Oversupply
9/3/2020 9:56	0:23	AWE	0.66973	14.40000	Oversupply
9/3/2020 10:20	0:12	AWE	0.34474	15.70000	Oversupply
9/3/2020 10:33	0:45	AWE	3.55068	20.70000	Oversupply
9/3/2020 11:22	0:02	AWE	0.00923	16.10000	Oversupply
9/3/2020 11:30	0:27	AWE	1.08917	21.00000	Oversupply
9/3/2020 12:01	0:01	AWE	0.00730	18.00000	Oversupply
9/3/2020 12:05	0:01	SSA2	0.03958	0.00000	Oversupply
9/3/2020 12:06	0:01	SSA2	0.04117	0.05900	Oversupply
9/3/2020 12:06	0:01	SSA3	0.02468	0.03900	Oversupply
9/3/2020 12:06	0:01	SSA2	0.04117	0.25200	Oversupply
9/3/2020 12:06	0:01	SSA3	0.02415	0.34000	Oversupply
9/3/2020 12:07	0:11	SSA3	0.32886	0.00600	Oversupply
9/3/2020 12:07	0:05	SSA2	0.24700	0.01100	Oversupply
9/3/2020 12:08	0:05	KWPll	0.13426	7.65232	Oversupply
9/3/2020 12:12	0:01	SSA2	0.04117	-0.00200	Oversupply
9/3/2020 12:13	0:04	SSA2	0.20497	0.01700	Oversupply
9/3/2020 12:14	0:05	KWPll	0.11257	6.29810	Oversupply
9/3/2020 12:18	0:01	SSA2	0.03952	-0.00200	Oversupply
9/3/2020 12:18	0:01	SSA3	0.02189	0.07000	Oversupply
9/3/2020 12:19	0:01	SSA2	0.03875	0.08300	Oversupply
9/3/2020 12:19	0:01	SSA3	0.02284	0.26500	Oversupply
9/3/2020 12:19	0:02	SSA2	0.07827	0.10100	Oversupply
9/3/2020 12:20	0:01	SSA3	0.02189	0.13700	Oversupply
9/3/2020 12:20	0:01	SSA3	0.02189	0.00800	Oversupply
9/3/2020 12:21	0:01	SSA3	0.02236	0.01000	Oversupply
9/3/2020 12:21	0:01	SSA2	0.04030	0.03400	Oversupply
9/3/2020 12:22	0:01	SSA3	0.02189	0.00200	Oversupply
9/3/2020 12:22	0:01	SSA2	0.04030	0.05300	Oversupply
9/3/2020 12:23	0:01	SSA3	0.02236	0.06800	Oversupply
9/3/2020 12:23	0:01	SSA2	0.04030	0.26600	Oversupply
9/3/2020 12:23	0:01	SSA3	0.02236	0.05200	Oversupply
9/3/2020 12:24	0:01	SSA2	0.04030	0.05700	Oversupply
9/3/2020 12:24	0:01	SSA3	0.02189	0.11400	Oversupply
9/3/2020 12:25	0:18	SSA2	0.85681	0.83900	Oversupply
9/3/2020 12:25	0:33	SSA3	1.03744	0.00000	Oversupply
9/3/2020 12:26	0:16	KWPll	0.50806	4.34111	Oversupply
9/3/2020 12:28	0:05	AWE	0.04090	20.50000	Oversupply
9/3/2020 12:36	0:01	AWE	0.00149	19.30000	Oversupply
9/3/2020 12:43	0:16	KWPll	0.23455	1.44105	Oversupply
9/3/2020 12:43	0:01	SSA2	0.04146	0.00100	Oversupply
9/3/2020 12:43	0:15	SSA2	0.69974	-0.00100	Oversupply
9/3/2020 12:44	0:01	AWE	0.00426	20.30000	Oversupply
9/3/2020 12:48	0:01	AWE	0.01038	20.70000	Oversupply
9/3/2020 12:50	0:01	AWE	0.00471	21.00000	Oversupply
9/3/2020 12:54	0:03	AWE	0.01650	21.00000	Oversupply
9/3/2020 12:58	0:01	SSA3	0.02531	0.02100	Oversupply



Maui Curtailment Report

September 2020

Start Date and Time	Duration (minutes)	IPP Curtailed	Estimated Curtailed MWH	Peak MW Curtailed	Reasons for Curtailment
9/3/2020 12:58	0:01	SSA2	0.04134	-0.00100	Oversupply
9/3/2020 12:59	0:01	SSA3	0.02059	0.15800	Oversupply
9/3/2020 12:59	0:01	SSA2	0.03155	0.11900	Oversupply
9/3/2020 13:00	0:01	SSA3	0.00658	0.49800	Oversupply
9/3/2020 13:00	0:01	SSA2	0.01921	0.23000	Oversupply
9/3/2020 13:00	0:01	SSA3	0.00672	0.55200	Oversupply
9/3/2020 13:01	0:01	SSA2	0.01884	0.51200	Oversupply
9/3/2020 13:01	0:01	SSA3	0.00672	0.84500	Oversupply
9/3/2020 13:02	0:01	SSA2	0.01921	0.81700	Oversupply
9/3/2020 13:02	0:01	SSA3	0.00687	1.10200	Oversupply
9/3/2020 13:02	0:01	SSA2	0.01921	1.52500	Oversupply
9/3/2020 13:03	0:01	SSA3	0.00672	0.94000	Oversupply
9/3/2020 13:03	0:01	SSA2	0.01884	1.29700	Oversupply
9/3/2020 13:04	0:01	SSA3	0.00657	1.28800	Oversupply
9/3/2020 13:04	0:01	SSA2	0.01921	1.91100	Oversupply
9/3/2020 13:04	0:01	SSA3	0.00672	1.46100	Oversupply
9/3/2020 13:05	0:01	SSA3	0.00657	1.17700	Oversupply
9/3/2020 13:05	0:01	SSA2	0.01921	1.02500	Oversupply
9/3/2020 13:06	0:01	SSA3	0.00672	1.25300	Oversupply
9/3/2020 13:06	0:01	SSA2	0.01921	1.52600	Oversupply
9/3/2020 13:07	0:01	SSA3	0.00657	1.08200	Oversupply
9/3/2020 13:07	0:01	SSA2	0.01958	0.52600	Oversupply
9/3/2020 13:07	0:01	SSA3	0.00672	1.39900	Oversupply
9/3/2020 13:08	0:01	SSA2	0.01884	1.23600	Oversupply
9/3/2020 13:08	0:01	SSA3	0.00672	1.45700	Oversupply
9/3/2020 13:09	0:01	SSA2	0.01921	2.13700	Oversupply
9/3/2020 13:09	0:01	SSA2	0.01921	1.73500	Oversupply
9/3/2020 13:10	0:01	SSA2	0.01921	2.51700	Oversupply
9/3/2020 13:10	0:01	SSA3	0.00657	1.84900	Oversupply
9/3/2020 13:11	0:01	SSA2	0.01921	1.66400	Oversupply
9/3/2020 13:12	0:01	SSA3	0.00672	2.05800	Oversupply
9/3/2020 13:12	0:01	SSA2	0.01921	2.58100	Oversupply
9/3/2020 13:13	0:01	SSA2	0.01847	2.61100	Oversupply
9/3/2020 13:14	0:01	SSA2	0.01860	2.92300	Oversupply
9/3/2020 13:17	0:01	SSA2	0.00864	2.64500	Oversupply
9/3/2020 13:18	0:01	SSA2	0.00864	2.56100	Oversupply
9/3/2020 13:19	0:01	SSA3	-0.00171	2.06200	Oversupply
9/3/2020 13:19	0:01	SSA2	0.00864	1.86500	Oversupply
9/3/2020 13:20	0:01	SSA2	0.00864	0.83900	Oversupply
9/3/2020 13:20	0:01	SSA3	-0.00171	2.06300	Oversupply
9/3/2020 13:21	0:01	SSA2	0.00864	0.33100	Oversupply
9/3/2020 13:21	0:01	SSA3	-0.00171	2.06200	Oversupply
9/3/2020 13:21	0:01	SSA2	0.00864	1.14000	Oversupply
9/3/2020 13:22	0:01	SSA3	-0.00171	1.83800	Oversupply
9/3/2020 13:22	0:01	SSA2	0.00864	2.04800	Oversupply
9/3/2020 13:23	0:01	SSA3	-0.00175	1.89000	Oversupply
9/3/2020 13:23	0:01	SSA2	0.00864	2.28100	Oversupply
9/3/2020 13:24	0:01	SSA2	0.00864	2.73500	Oversupply
9/3/2020 13:26	0:01	SSA2	0.00864	2.74200	Oversupply
9/3/2020 13:26	0:01	SSA3	-0.00171	2.07800	Oversupply
9/3/2020 13:27	0:01	SSA2	0.00864	2.65900	Oversupply
9/3/2020 13:28	0:01	SSA2	0.00864	1.76500	Oversupply
9/3/2020 13:28	0:01	SSA2	0.00864	2.51200	Oversupply
9/3/2020 13:29	0:01	SSA2	0.00264	2.16500	Oversupply
9/3/2020 14:10	0:01	SSA2	0.00061	2.90100	Oversupply
9/3/2020 14:13	0:01	SSA2	0.00061	2.75000	Oversupply
9/3/2020 14:13	0:01	SSA3	0.00648	1.42000	Oversupply
9/3/2020 14:17	0:01	SSA2	0.00384	2.92400	Oversupply
9/3/2020 14:18	0:01	SSA2	0.00384	2.31100	Oversupply
9/3/2020 14:19	0:01	SSA2	0.00384	2.83800	Oversupply
9/3/2020 14:19	0:01	SSA2	0.00384	2.69500	Oversupply
9/3/2020 14:20	0:01	SSA2	0.00384	2.20800	Oversupply
9/3/2020 14:22	0:01	SSA2	0.00384	1.89700	Oversupply
9/3/2020 14:43	0:01	SSA3	-0.00003	1.86600	Oversupply
9/3/2020 14:43	0:01	SSA2	0.00014	2.90000	Oversupply
9/3/2020 14:50	0:01	SSA2	0.01780	2.05100	Oversupply
9/3/2020 14:51	0:01	SSA2	0.01780	0.16900	Oversupply
9/3/2020 14:51	0:01	SSA3	0.00391	1.77400	Oversupply
9/3/2020 14:51	0:01	SSA2	0.01780	0.73800	Oversupply
9/3/2020 14:52	0:01	SSA3	0.00391	1.15100	Oversupply
9/3/2020 14:52	0:01	SSA2	0.01780	0.42700	Oversupply
9/3/2020 14:53	0:01	SSA3	0.00408	1.06100	Oversupply
9/3/2020 14:53	0:01	SSA2	0.01780	0.51800	Oversupply
9/3/2020 14:53	0:01	SSA3	0.00382	1.05600	Oversupply
9/3/2020 14:54	0:01	SSA3	0.00399	1.03300	Oversupply



Maui Curtailment Report

September 2020

Start Date and Time	Duration (minutes)	IPP Curtailed	Estimated Curtailed MWH	Peak MW Curtailed	Reasons for Curtailment
9/3/2020 14:54	0:02	SSA2	0.03560	0.79100	Oversupply
9/3/2020 14:55	0:01	SSA3	0.00391	1.30600	Oversupply
9/3/2020 14:56	0:01	SSA3	0.00399	1.15000	Oversupply
9/3/2020 14:56	0:01	SSA2	0.01780	1.44600	Oversupply
9/3/2020 14:56	0:01	SSA3	0.00391	1.22400	Oversupply
9/3/2020 14:57	0:01	SSA2	0.01746	0.76900	Oversupply
9/3/2020 14:57	0:01	SSA3	0.00382	1.29700	Oversupply
9/3/2020 14:58	0:01	SSA2	0.01780	1.42200	Oversupply
9/3/2020 14:58	0:01	SSA3	0.00399	1.69100	Oversupply
9/3/2020 14:58	0:01	SSA2	0.01780	1.69700	Oversupply
9/3/2020 14:59	0:01	SSA3	0.00382	1.72400	Oversupply
9/3/2020 14:59	0:01	SSA2	0.00919	1.55400	Oversupply
9/3/2020 15:00	0:01	SSA2	0.00429	2.02700	Oversupply
9/3/2020 15:01	0:01	SSA2	0.00429	2.22300	Oversupply
9/3/2020 15:02	0:01	SSA2	0.00429	2.47200	Oversupply
9/3/2020 15:03	0:01	SSA2	0.00429	2.28200	Oversupply
9/3/2020 15:07	0:01	SSA2	0.00429	2.73500	Oversupply
9/3/2020 15:09	0:01	SSA2	0.00429	2.47200	Oversupply
9/3/2020 15:11	0:01	SSA2	0.00429	2.61600	Oversupply
9/3/2020 22:37	0:31	KWP2	3.33920	13.24686	Oversupply
9/3/2020 22:54	0:01	AWE	0.00788	8.60000	Oversupply
9/3/2020 23:01	0:02	AWE	0.00162	8.80000	Oversupply
9/3/2020 23:10	0:24	KWP2	1.21060	15.63197	Oversupply
9/3/2020 23:59	0:02	KWP2	0.03255	13.04427	Oversupply
9/4/2020 0:03	0:01	KWP2	0.00560	11.32979	Oversupply
9/4/2020 0:06	0:01	KWP2	0.01138	9.59135	Oversupply
9/4/2020 0:33	0:10	KWP2	0.16380	9.74404	Oversupply
9/4/2020 0:48	0:02	KWP2	0.01287	8.04352	Oversupply
9/4/2020 8:05	0:01	SSA2	0.00603	0.70200	Oversupply
9/4/2020 8:08	0:01	SSA3	0.00388	0.72500	Oversupply
9/4/2020 8:08	0:01	SSA2	0.00603	0.65200	Oversupply
9/4/2020 8:09	4:40	SSA3	6.87605	0.33300	Oversupply
9/4/2020 8:09	4:40	SSA2	10.17866	0.01100	Oversupply
9/4/2020 8:10	0:43	KWP2	1.35967	6.12944	Oversupply
9/4/2020 8:16	0:24	AWE	1.14080	17.70000	Oversupply
9/4/2020 8:41	0:02	AWE	0.04375	13.90000	Oversupply
9/4/2020 8:45	4:05	AWE	19.39453	17.10000	Oversupply
9/4/2020 8:54	0:45	KWP2	1.91551	6.62044	Oversupply
9/4/2020 9:43	0:03	KWP2	0.00125	0.03792	Oversupply
9/4/2020 9:53	0:05	KWP2	0.01033	0.17165	Oversupply
9/4/2020 10:20	0:18	KWP2	0.04907	0.39918	Oversupply
9/4/2020 11:41	0:01	KWP2	0.00008	0.00499	Oversupply
9/4/2020 11:45	0:01	KWP2	0.00005	0.00299	Oversupply
9/4/2020 12:35	0:15	KWP2	0.05898	0.39220	Oversupply
9/4/2020 12:49	0:01	SSA3	0.02292	-0.00100	Oversupply
9/4/2020 12:49	0:01	SSA2	0.03914	0.02500	Oversupply
9/4/2020 12:50	0:01	SSA3	0.02242	-0.00100	Oversupply
9/4/2020 12:50	0:01	SSA2	0.03914	0.07500	Oversupply
9/4/2020 12:50	0:01	SSA3	0.02292	0.03100	Oversupply
9/4/2020 12:51	0:01	SSA2	0.03914	0.04800	Oversupply
9/4/2020 12:51	0:01	SSA3	0.02242	0.03300	Oversupply
9/4/2020 12:52	0:01	SSA2	0.03839	0.30600	Oversupply
9/4/2020 12:52	0:01	SSA3	0.02342	0.00600	Oversupply
9/4/2020 12:53	0:01	SSA2	0.03914	0.60500	Oversupply
9/4/2020 12:53	0:01	SSA3	0.02292	0.04700	Oversupply
9/4/2020 12:54	0:01	KWP2	0.00008	0.00499	Oversupply
9/4/2020 12:54	0:02	AWE	0.01036	11.40000	Oversupply
9/4/2020 12:54	0:01	SSA3	0.02342	0.03300	Oversupply
9/4/2020 12:54	0:01	SSA2	0.03914	0.00700	Oversupply
9/4/2020 12:54	0:01	SSA3	0.02292	0.00300	Oversupply
9/4/2020 12:54	0:01	SSA2	0.03914	0.01300	Oversupply
9/4/2020 12:55	0:02	SSA3	0.04585	0.02200	Oversupply
9/4/2020 12:55	0:01	SSA2	0.03914	0.01200	Oversupply
9/4/2020 12:56	0:01	SSA2	0.03914	0.09800	Oversupply
9/4/2020 12:57	0:01	SSA3	0.02292	0.38600	Oversupply
9/4/2020 12:57	0:01	SSA2	0.03914	0.49800	Oversupply
9/4/2020 12:57	0:01	SSA3	0.02292	0.54300	Oversupply
9/4/2020 12:58	0:01	SSA2	0.03914	0.83400	Oversupply
9/4/2020 12:58	0:01	SSA3	0.02342	0.73800	Oversupply
9/4/2020 12:59	0:01	SSA2	0.03673	0.06100	Oversupply
9/4/2020 12:59	0:01	SSA3	0.02049	0.28400	Oversupply
9/4/2020 13:00	0:01	SSA2	0.02522	0.19700	Oversupply
9/4/2020 13:00	0:01	SSA3	0.01255	0.29700	Oversupply
9/4/2020 13:00	0:01	SSA3	0.01364	0.41900	Oversupply
9/4/2020 13:01	0:01	SSA2	0.02522	0.39100	Oversupply



Maui Curtailment Report

September 2020

Start Date and Time	Duration (minutes)	IPP Curtailed	Estimated Curtailed MWH	Peak MW Curtailed	Reasons for Curtailment
9/4/2020 13:01	0:01	SSA3	0.01282	0.07600	Oversupply
9/4/2020 13:01	0:01	SSA2	0.02522	0.12900	Oversupply
9/4/2020 13:02	0:01	SSA3	0.01282	0.27200	Oversupply
9/4/2020 13:02	0:01	SSA2	0.02522	0.47300	Oversupply
9/4/2020 13:03	0:01	SSA3	0.01255	0.65800	Oversupply
9/4/2020 13:03	0:01	SSA2	0.02522	0.78900	Oversupply
9/4/2020 13:04	0:01	SSA3	0.01282	1.04300	Oversupply
9/4/2020 13:04	0:02	SSA2	0.05044	0.93200	Oversupply
9/4/2020 13:04	0:01	SSA3	0.01228	0.84900	Oversupply
9/4/2020 13:05	0:01	SSA3	0.01255	0.99200	Oversupply
9/4/2020 13:06	0:01	SSA2	0.02522	1.14900	Oversupply
9/4/2020 13:06	0:01	SSA3	0.01228	1.34000	Oversupply
9/4/2020 13:07	0:01	SSA2	0.02522	1.18400	Oversupply
9/4/2020 13:07	0:01	SSA3	0.01255	1.36100	Oversupply
9/4/2020 13:07	0:01	SSA2	0.02522	1.63500	Oversupply
9/4/2020 13:07	0:01	SSA3	0.01255	1.06600	Oversupply
9/4/2020 13:08	0:01	SSA3	0.01282	1.03200	Oversupply
9/4/2020 13:08	0:01	SSA2	0.02522	1.00100	Oversupply
9/4/2020 13:09	0:01	SSA2	0.02522	2.75400	Oversupply
9/4/2020 13:10	0:01	SSA3	0.01255	1.43500	Oversupply
9/4/2020 13:10	0:01	SSA2	0.02522	0.85500	Oversupply
9/4/2020 13:11	0:01	SSA3	0.01255	0.90400	Oversupply
9/4/2020 13:11	0:01	SSA2	0.02522	0.84100	Oversupply
9/4/2020 13:11	0:01	SSA3	0.01255	1.15400	Oversupply
9/4/2020 13:12	0:01	SSA2	0.02473	2.08900	Oversupply
9/4/2020 13:12	0:01	SSA3	0.01282	1.42500	Oversupply
9/4/2020 13:13	0:01	SSA2	0.02522	2.48300	Oversupply
9/4/2020 13:13	0:01	SSA3	0.01255	1.33700	Oversupply
9/4/2020 13:14	0:01	SSA2	0.02522	0.17300	Oversupply
9/4/2020 13:14	0:01	SSA3	0.01282	1.04500	Oversupply
9/4/2020 13:14	0:01	SSA2	0.03211	0.60300	Oversupply
9/4/2020 13:14	0:01	SSA3	0.01681	0.93000	Oversupply
9/4/2020 13:15	0:01	SSA3	0.01776	0.75600	Oversupply
9/4/2020 13:15	0:01	SSA2	0.03337	0.52900	Oversupply
9/4/2020 13:16	0:01	SSA3	0.01737	0.66800	Oversupply
9/4/2020 13:16	0:01	SSA2	0.03337	1.06100	Oversupply
9/4/2020 13:17	0:01	SSA3	0.01776	0.52900	Oversupply
9/4/2020 13:17	0:01	SSA2	0.03337	0.10500	Oversupply
9/4/2020 13:17	0:01	SSA3	0.01815	0.01000	Oversupply
9/4/2020 13:18	0:01	SSA2	0.03337	0.01400	Oversupply
9/4/2020 13:18	0:02	SSA3	0.03591	0.08900	Oversupply
9/4/2020 13:19	0:01	AWE	0.00404	12.70000	Oversupply
9/4/2020 13:19	0:01	SSA2	0.03337	0.04000	Oversupply
9/4/2020 13:20	0:01	SSA2	0.03337	0.02700	Oversupply
9/4/2020 13:20	0:01	SSA3	0.01737	0.07600	Oversupply
9/4/2020 13:20	0:01	SSA2	0.03337	0.13200	Oversupply
9/4/2020 13:21	0:01	SSA3	0.01815	0.12000	Oversupply
9/4/2020 13:21	0:01	SSA2	0.03337	0.12000	Oversupply
9/4/2020 13:21	0:01	SSA3	0.01776	0.10300	Oversupply
9/4/2020 13:22	0:01	SSA3	0.01738	0.10300	Oversupply
9/4/2020 13:22	0:01	SSA2	0.03337	0.13700	Oversupply
9/4/2020 13:23	0:01	SSA3	0.01815	0.12100	Oversupply
9/4/2020 13:23	0:01	SSA2	0.03337	0.20800	Oversupply
9/4/2020 13:24	0:01	SSA3	0.01776	0.20600	Oversupply
9/4/2020 13:24	0:01	SSA2	0.03337	0.62900	Oversupply
9/4/2020 13:24	0:01	SSA3	0.01776	0.42500	Oversupply
9/4/2020 13:25	0:01	SSA2	0.03337	0.76800	Oversupply
9/4/2020 13:25	0:01	SSA3	0.01776	0.57500	Oversupply
9/4/2020 13:26	0:01	SSA2	0.03337	0.86600	Oversupply
9/4/2020 13:26	0:01	SSA3	0.01737	0.86400	Oversupply
9/4/2020 13:27	0:01	SSA2	0.03272	1.20900	Oversupply
9/4/2020 13:27	0:01	SSA3	0.01737	1.08500	Oversupply
9/4/2020 13:27	0:01	SSA2	0.03272	1.91600	Oversupply
9/4/2020 13:27	0:01	SSA3	0.01853	1.51800	Oversupply
9/4/2020 13:28	0:01	SSA2	0.03337	1.05300	Oversupply
9/4/2020 13:28	0:01	SSA3	0.01815	1.25100	Oversupply
9/4/2020 13:29	0:01	SSA2	0.02597	1.47400	Oversupply
9/4/2020 13:30	0:01	SSA3	0.00528	1.18600	Oversupply
9/4/2020 13:30	0:01	SSA2	0.01858	2.67200	Oversupply
9/4/2020 13:31	0:01	SSA3	0.00539	0.84700	Oversupply
9/4/2020 13:31	0:01	SSA2	0.01858	1.24200	Oversupply
9/4/2020 13:31	0:01	SSA3	0.00539	1.02200	Oversupply
9/4/2020 13:32	0:01	SSA2	0.01858	2.56100	Oversupply
9/4/2020 13:32	0:01	SSA3	0.00528	1.09100	Oversupply
9/4/2020 13:33	0:01	SSA2	0.01858	2.33900	Oversupply



Maui Curtailment Report

September 2020

Start Date and Time	Duration (minutes)	IPP Curtailed	Estimated Curtailed MWH	Peak MW Curtailed	Reasons for Curtailment
9/4/2020 13:33	0:01	SSA3	0.00528	1.30100	Oversupply
9/4/2020 13:33	0:01	SSA2	0.01858	1.11500	Oversupply
9/4/2020 13:34	0:01	SSA3	0.00528	1.75700	Oversupply
9/4/2020 13:34	0:01	SSA2	0.01858	1.10900	Oversupply
9/4/2020 13:34	0:01	SSA3	0.00551	0.96000	Oversupply
9/4/2020 13:35	0:01	SSA3	0.00528	1.15400	Oversupply
9/4/2020 13:35	0:01	SSA2	0.01858	0.21100	Oversupply
9/4/2020 13:36	0:01	SSA3	0.00539	1.13800	Oversupply
9/4/2020 13:36	0:01	SSA2	0.01858	1.48400	Oversupply
9/4/2020 13:37	0:01	SSA3	0.00539	1.05800	Oversupply
9/4/2020 13:37	0:01	SSA2	0.01858	0.82600	Oversupply
9/4/2020 13:37	0:01	SSA3	0.00528	1.63400	Oversupply
9/4/2020 13:38	0:01	SSA2	0.01858	2.40700	Oversupply
9/4/2020 13:39	0:01	SSA2	0.01858	2.16700	Oversupply
9/4/2020 13:39	0:01	SSA2	0.01858	2.17000	Oversupply
9/4/2020 13:40	0:01	SSA3	0.00528	1.97600	Oversupply
9/4/2020 13:40	0:01	SSA2	0.01858	1.13000	Oversupply
9/4/2020 13:40	0:01	SSA3	0.00563	1.60600	Oversupply
9/4/2020 13:41	0:01	SSA2	0.01858	1.95200	Oversupply
9/4/2020 13:41	0:01	SSA3	0.00528	1.92700	Oversupply
9/4/2020 13:42	0:01	SSA3	0.00539	1.54900	Oversupply
9/4/2020 13:42	0:01	SSA2	0.01822	1.44800	Oversupply
9/4/2020 13:43	0:01	SSA3	0.00528	1.15400	Oversupply
9/4/2020 13:43	0:01	SSA2	0.01822	1.15600	Oversupply
9/4/2020 13:44	0:01	SSA3	0.00539	1.29000	Oversupply
9/4/2020 13:44	0:01	SSA2	0.01857	0.94300	Oversupply
9/4/2020 13:44	0:01	SSA3	0.00434	1.10700	Oversupply
9/4/2020 13:45	0:01	SSA2	0.01852	1.45900	Oversupply
9/4/2020 13:45	0:01	SSA3	0.00492	1.54800	Oversupply
9/4/2020 13:46	0:01	SSA2	0.01852	1.81300	Oversupply
9/4/2020 13:46	0:01	SSA3	0.00492	1.67500	Oversupply
9/4/2020 13:46	0:01	SSA2	0.01852	1.82400	Oversupply
9/4/2020 13:47	0:01	SSA3	0.00503	1.65100	Oversupply
9/4/2020 13:47	0:01	SSA2	0.01852	1.28400	Oversupply
9/4/2020 13:47	0:01	SSA3	0.00503	1.16000	Oversupply
9/4/2020 13:48	0:01	SSA2	0.01852	0.71400	Oversupply
9/4/2020 13:48	0:01	SSA3	0.00492	1.20700	Oversupply
9/4/2020 13:49	0:02	SSA3	0.01007	1.38000	Oversupply
9/4/2020 13:49	0:01	SSA2	0.01852	1.03500	Oversupply
9/4/2020 13:50	0:01	SSA2	0.01852	0.41300	Oversupply
9/4/2020 13:50	0:01	SSA3	0.00503	1.22500	Oversupply
9/4/2020 13:51	0:01	SSA2	0.01852	1.44900	Oversupply
9/4/2020 13:51	0:01	SSA3	0.00492	1.11500	Oversupply
9/4/2020 13:52	0:01	SSA2	0.01852	0.53100	Oversupply
9/4/2020 13:52	0:01	SSA3	0.00503	0.74300	Oversupply
9/4/2020 13:52	0:01	SSA2	0.01852	1.20800	Oversupply
9/4/2020 13:53	0:01	SSA3	0.00503	1.19500	Oversupply
9/4/2020 13:53	0:01	SSA2	0.01852	1.25300	Oversupply
9/4/2020 13:54	0:01	SSA2	0.01852	2.47300	Oversupply
9/4/2020 13:54	0:01	SSA3	0.00503	1.88100	Oversupply
9/4/2020 13:55	0:01	SSA3	0.00492	1.87700	Oversupply
9/4/2020 13:55	0:01	SSA2	0.01852	1.42500	Oversupply
9/4/2020 13:56	0:01	SSA2	0.01852	2.50400	Oversupply
9/4/2020 13:57	0:01	SSA3	0.00503	1.87300	Oversupply
9/4/2020 13:57	0:01	SSA2	0.01852	1.94400	Oversupply
9/4/2020 13:58	0:01	SSA2	0.01816	2.20800	Oversupply
9/4/2020 13:58	0:01	SSA2	0.01852	1.99800	Oversupply
9/4/2020 14:03	0:01	SSA2	0.00546	2.90500	Oversupply
9/4/2020 14:04	0:01	SSA2	0.00546	2.38800	Oversupply
9/4/2020 14:08	0:01	SSA2	0.00546	2.78800	Oversupply
9/4/2020 14:10	0:01	SSA2	0.00546	2.91600	Oversupply
9/4/2020 14:12	0:01	SSA2	0.00535	2.19700	Oversupply
9/4/2020 14:13	0:01	SSA3	0.00154	1.81700	Oversupply
9/4/2020 14:13	0:01	SSA2	0.00546	1.76300	Oversupply
9/4/2020 14:14	0:01	SSA2	0.00939	1.07900	Oversupply
9/4/2020 14:14	0:01	SSA3	0.00376	1.62400	Oversupply
9/4/2020 14:15	0:01	SSA2	0.01332	1.18800	Oversupply
9/4/2020 14:15	0:01	SSA3	0.00451	1.20400	Oversupply
9/4/2020 14:16	0:01	SSA3	0.00442	1.27100	Oversupply
9/4/2020 14:16	0:01	SSA2	0.01332	0.48100	Oversupply
9/4/2020 14:16	0:01	SSA3	0.00432	1.16600	Oversupply
9/4/2020 14:17	0:01	SSA2	0.01332	1.59100	Oversupply
9/4/2020 14:17	0:01	SSA3	0.00442	1.17600	Oversupply
9/4/2020 14:18	0:01	SSA2	0.01332	1.02900	Oversupply
9/4/2020 14:18	0:01	SSA3	0.00442	1.16900	Oversupply



Maui Curtailment Report

September 2020

Start Date and Time	Duration (minutes)	IPP Curtailed	Estimated Curtailed MWH	Peak MW Curtailed	Reasons for Curtailment
9/4/2020 14:18	0:01	SSA2	0.01332	1.37400	Oversupply
9/4/2020 14:19	0:01	SSA3	0.00432	1.19800	Oversupply
9/4/2020 14:19	0:01	SSA2	0.01332	1.76300	Oversupply
9/4/2020 14:20	0:01	SSA3	0.00442	1.48100	Oversupply
9/4/2020 14:20	0:01	SSA2	0.01332	1.08200	Oversupply
9/4/2020 14:20	0:01	SSA3	0.00442	1.21900	Oversupply
9/4/2020 14:21	0:01	SSA2	0.01332	1.55400	Oversupply
9/4/2020 14:21	0:01	SSA3	0.00432	1.12500	Oversupply
9/4/2020 14:22	0:01	SSA2	0.01332	2.48600	Oversupply
9/4/2020 14:23	0:01	SSA2	0.01332	2.46200	Oversupply
9/4/2020 14:24	0:01	SSA2	0.01332	2.63300	Oversupply
9/4/2020 14:24	0:01	SSA3	0.00442	1.75300	Oversupply
9/4/2020 14:26	0:01	SSA3	0.00432	1.75000	Oversupply
9/4/2020 14:26	0:01	SSA2	0.01332	2.54800	Oversupply
9/4/2020 21:57	0:33	KWP	3.02546	14.48632	System Constraint
9/4/2020 22:01	0:03	AWE	0.07534	17.90000	System Constraint
9/4/2020 22:36	0:14	KWP	0.68005	11.66111	System Constraint
9/4/2020 23:44	1:09	KWP	7.92872	17.78556	Oversupply
9/5/2020 2:01	0:03	KWP	0.08055	12.34371	Oversupply
9/5/2020 2:05	0:17	KWP	0.55271	13.73386	Oversupply
9/5/2020 2:39	0:01	KWP	0.00298	9.30893	Oversupply
9/5/2020 2:41	1:21	KWP	10.13121	17.03510	Oversupply
9/5/2020 3:42	0:06	AWE	0.03030	21.00000	Oversupply
9/5/2020 3:55	0:02	AWE	0.00658	18.60000	Oversupply
9/5/2020 4:04	11:39	KWP	204.07276	20.70558	Oversupply
9/5/2020 4:46	0:01	AWE	0.00537	18.50000	Oversupply
9/5/2020 4:48	0:01	AWE	0.01053	17.70000	Oversupply
9/5/2020 4:50	0:02	AWE	0.00577	18.40000	Oversupply
9/5/2020 4:53	0:01	AWE	0.01207	19.10000	Oversupply
9/5/2020 6:20	9:22	SSA3	12.82841	0.00400	Oversupply
9/5/2020 6:23	9:19	SSA2	18.39680	-0.00200	Oversupply
9/5/2020 7:08	0:08	AWE	0.06482	21.00000	Oversupply
9/5/2020 7:18	0:05	AWE	0.04231	21.00000	Oversupply
9/5/2020 7:24	0:01	AWE	0.01107	21.00000	Oversupply
9/5/2020 7:42	7:57	AWE	105.98200	21.00000	Oversupply
9/5/2020 10:58	0:01	KWP	0.00176	14.05714	Oversupply
9/5/2020 10:59	0:13	5A	Data is not available	Data is not available	Oversupply
9/5/2020 11:05	0:01	KWP	0.00440	10.31209	Oversupply
9/5/2020 11:13	0:03	5A	Data is not available	Data is not available	Oversupply
9/5/2020 11:19	0:01	5A	Data is not available	Data is not available	Oversupply
9/5/2020 11:19	0:01	KWP	0.00088	13.10769	Oversupply
9/5/2020 11:33	0:01	5A	Data is not available	Data is not available	Oversupply
9/5/2020 11:46	0:03	5A	Data is not available	Data is not available	Oversupply
9/5/2020 11:48	0:01	KWP	0.00088	18.59341	Oversupply
9/5/2020 11:50	0:02	5A	Data is not available	Data is not available	Oversupply
9/5/2020 11:53	0:01	KWP	0.00113	18.38242	Oversupply
9/5/2020 11:54	0:03	5A	Data is not available	Data is not available	Oversupply
9/5/2020 11:58	0:08	5A	Data is not available	Data is not available	Oversupply
9/5/2020 12:07	0:01	KWP	0.00352	17.32747	Oversupply
9/5/2020 12:09	0:04	5A	Data is not available	Data is not available	Oversupply
9/5/2020 12:14	0:03	5A	Data is not available	Data is not available	Oversupply
9/5/2020 12:20	0:05	5A	Data is not available	Data is not available	Oversupply
9/5/2020 12:21	0:02	KWP	0.00615	18.32967	Oversupply
9/5/2020 12:26	0:01	5A	Data is not available	Data is not available	Oversupply
9/5/2020 12:27	0:01	KWP	0.00001	17.27472	Oversupply
9/5/2020 12:28	0:09	5A	Data is not available	Data is not available	Oversupply
9/5/2020 12:38	0:06	5A	Data is not available	Data is not available	Oversupply
9/5/2020 12:38	0:01	KWP	0.00176	18.27692	Oversupply
9/5/2020 12:40	0:01	KWP	0.00088	18.54066	Oversupply
9/5/2020 12:45	0:13	5A	Data is not available	Data is not available	Oversupply
9/5/2020 12:59	0:03	5A	Data is not available	Data is not available	Oversupply
9/5/2020 13:08	0:01	5A	Data is not available	Data is not available	Oversupply
9/5/2020 13:11	0:01	5A	Data is not available	Data is not available	Oversupply
9/5/2020 13:14	0:02	5A	Data is not available	Data is not available	Oversupply
9/5/2020 14:58	0:09	5A	Data is not available	Data is not available	Oversupply
9/5/2020 15:01	0:01	KWP	0.00176	25.08132	Oversupply
9/5/2020 15:12	0:03	5A	Data is not available	Data is not available	Oversupply
9/5/2020 15:16	0:02	5A	Data is not available	Data is not available	Oversupply
9/5/2020 15:42	0:01	SSA2	0.03298	0.27500	Oversupply
9/5/2020 15:44	0:01	SSA2	0.03306	1.76200	Oversupply
9/5/2020 15:44	0:48	SSA3	0.85342	1.16300	Oversupply
9/5/2020 15:45	0:48	KWP	4.63333	20.65668	Oversupply
9/5/2020 15:45	0:47	SSA2	1.66533	1.87500	Oversupply
9/5/2020 16:32	0:01	SSA2	0.02043	0.14100	Oversupply
9/5/2020 16:32	0:01	SSA3	0.00868	0.07100	Oversupply



Maui Curtailment Report

September 2020

Start Date and Time	Duration (minutes)	IPP Curtailed	Estimated Curtailed MWH	Peak MW Curtailed	Reasons for Curtailment
9/5/2020 16:33	0:01	SSA3	0.00850	0.12500	Oversupply
9/5/2020 16:33	0:01	SSA2	0.02125	0.69100	Oversupply
9/5/2020 16:34	0:01	SSA3	0.00850	0.10900	Oversupply
9/5/2020 16:34	0:01	SSA2	0.02125	0.07200	Oversupply
9/5/2020 16:34	0:06	SSA3	0.06852	0.01800	Oversupply
9/5/2020 16:35	0:06	SSA2	0.14710	0.01500	Oversupply
9/5/2020 16:36	0:05	KWP/II	0.10539	20.70757	Oversupply
9/5/2020 16:40	0:01	SSA3	0.00831	0.03200	Oversupply
9/5/2020 16:41	0:01	SSA2	0.02125	0.13000	Oversupply
9/5/2020 16:41	0:01	SSA2	0.02125	0.57100	Oversupply
9/5/2020 16:42	0:01	SSA3	0.00850	0.50700	Oversupply
9/5/2020 16:42	0:01	SSA2	0.02043	1.12200	Oversupply
9/5/2020 16:44	0:01	SSA2	0.01408	1.73900	Oversupply
9/5/2020 16:44	0:01	SSA3	0.00347	0.74200	Oversupply
9/5/2020 16:53	0:01	SSA2	0.00056	1.62800	Oversupply
9/5/2020 16:54	0:01	SSA2	0.00058	1.61900	Oversupply
9/5/2020 16:55	0:01	SSA3	0.00007	0.68600	Oversupply
9/5/2020 16:59	0:01	SSA2	0.00461	1.54800	Oversupply
9/5/2020 17:00	0:01	SSA3	0.00029	0.63800	Oversupply
9/5/2020 17:00	0:01	SSA2	0.00181	0.92000	Oversupply
9/5/2020 17:00	0:01	SSA3	0.00029	0.63100	Oversupply
9/5/2020 17:01	0:01	SSA3	0.00030	0.62400	Oversupply
9/5/2020 17:01	0:01	SSA2	0.00181	0.30000	Oversupply
9/5/2020 17:02	0:01	SSA3	0.00030	0.41600	Oversupply
9/5/2020 17:02	0:01	SSA2	0.00181	0.76900	Oversupply
9/5/2020 22:24	1:48	KWP/II	17.32889	18.90826	Oversupply
9/5/2020 23:48	0:06	AWE	0.05751	21.00000	Oversupply
9/5/2020 23:55	0:08	AWE	0.15497	21.00000	Oversupply
9/6/2020 0:13	2:20	KWP/II	34.99081	19.51502	Oversupply
9/6/2020 1:00	0:05	AWE	0.08092	16.70000	Oversupply
9/6/2020 1:07	0:57	AWE	7.01071	21.00000	Oversupply
9/6/2020 2:06	0:04	AWE	0.07058	14.30000	Oversupply
9/6/2020 2:11	0:17	AWE	1.64271	20.70000	Oversupply
9/6/2020 2:35	0:15	KWP/II	0.95247	15.11802	Oversupply
9/6/2020 2:51	0:10	KWP/II	0.40189	16.36746	Oversupply
9/6/2020 3:08	0:12	KWP/II	2.69293	18.56197	Oversupply
9/6/2020 3:10	0:04	AWE	0.09355	19.40000	Oversupply
9/6/2020 3:22	0:30	KWP/II	3.96051	15.55014	Oversupply
9/6/2020 4:01	0:28	KWP/II	2.84609	14.02227	Oversupply
9/6/2020 4:44	0:03	KWP/II	0.02196	6.71524	Oversupply
9/6/2020 4:48	0:37	KWP/II	2.38977	13.75582	Oversupply
9/6/2020 5:35	0:39	KWP/II	2.88011	15.57808	Oversupply
9/6/2020 7:10	7:04	SSA3	10.66963	0.22100	Oversupply
9/6/2020 7:10	7:04	SSA2	10.70323	0.07000	Oversupply
9/6/2020 7:11	7:04	KWP/II	119.83783	20.65169	Oversupply
9/6/2020 7:56	0:01	AWE	0.00024	21.00000	Oversupply
9/6/2020 8:02	6:02	AWE	71.46105	21.00000	Oversupply
9/6/2020 11:27	0:01	5A	Data is not available	Data is not available	Oversupply
9/6/2020 11:33	0:02	5A	Data is not available	Data is not available	Oversupply
9/6/2020 11:38	0:02	5A	Data is not available	Data is not available	Oversupply
9/6/2020 11:41	0:01	5A	Data is not available	Data is not available	Oversupply
9/6/2020 11:43	0:02	5A	Data is not available	Data is not available	Oversupply
9/6/2020 11:44	0:01	KWP	0.00264	13.37143	Oversupply
9/6/2020 11:50	0:01	5A	Data is not available	Data is not available	Oversupply
9/6/2020 12:02	0:02	5A	Data is not available	Data is not available	Oversupply
9/6/2020 12:05	0:01	5A	Data is not available	Data is not available	Oversupply
9/6/2020 14:09	0:02	AWE	0.02620	21.00000	Oversupply
9/6/2020 14:14	0:01	SSA2	0.03633	0.20200	Oversupply
9/6/2020 14:14	0:01	SSA3	0.02419	0.10200	Oversupply
9/6/2020 14:15	0:01	SSA2	0.04013	0.17400	Oversupply
9/6/2020 14:15	0:01	SSA3	0.01290	0.01000	Oversupply
9/6/2020 14:16	0:01	SSA3	0.01290	0.38900	Oversupply
9/6/2020 14:16	2:00	SSA2	5.49352	0.43100	Oversupply
9/6/2020 14:16	2:00	SSA3	1.71110	0.12300	Oversupply
9/6/2020 14:17	2:00	KWP/II	18.27137	19.15376	Oversupply
9/6/2020 16:16	0:01	SSA2	0.02659	0.06900	Oversupply
9/6/2020 16:16	0:01	SSA3	0.00330	0.02500	Oversupply
9/6/2020 16:17	0:01	SSA2	0.02659	0.49900	Oversupply
9/6/2020 16:17	0:01	SSA3	0.00337	0.06700	Oversupply
9/6/2020 16:18	0:01	SSA3	0.00337	0.02100	Oversupply
9/6/2020 16:18	0:01	SSA2	0.02659	0.12200	Oversupply
9/6/2020 16:18	0:01	SSA3	0.00359	0.09600	Oversupply
9/6/2020 16:19	0:01	SSA2	0.02659	0.58600	Oversupply
9/6/2020 16:19	0:01	SSA3	0.00330	0.12100	Oversupply
9/6/2020 16:20	0:01	SSA2	0.02557	1.48800	Oversupply



Maui Curtailment Report

September 2020

Start Date and Time	Duration (minutes)	IPP Curtailed	Estimated Curtailed MWH	Peak MW Curtailed	Reasons for Curtailment
9/6/2020 16:20	0:01	SSA3	0.00323	0.13900	Oversupply
9/6/2020 16:20	0:02	SSA2	0.05318	1.66200	Oversupply
9/6/2020 16:21	0:01	SSA3	0.00330	0.15300	Oversupply
9/6/2020 16:22	0:01	SSA3	0.00330	0.19200	Oversupply
9/6/2020 16:22	0:01	SSA2	0.02659	0.51500	Oversupply
9/6/2020 16:22	0:01	SSA3	0.00323	0.05700	Oversupply
9/6/2020 16:23	0:01	SSA2	0.02659	0.02500	Oversupply
9/6/2020 16:23	0:01	SSA3	0.00337	0.05300	Oversupply
9/6/2020 16:24	0:01	SSA2	0.02659	0.02600	Oversupply
9/6/2020 16:24	0:01	SSA3	0.00330	0.15500	Oversupply
9/6/2020 16:25	0:01	KWP11	0.00047	19.03400	Oversupply
9/6/2020 16:25	0:01	SSA3	0.00330	0.00600	Oversupply
9/6/2020 16:25	0:01	SSA2	0.02659	0.10500	Oversupply
9/6/2020 16:25	0:01	SSA3	0.00337	0.00800	Oversupply
9/6/2020 16:26	0:01	SSA2	0.02659	0.09600	Oversupply
9/6/2020 16:26	0:01	SSA3	0.00330	0.04600	Oversupply
9/6/2020 16:26	0:01	SSA2	0.02659	0.10900	Oversupply
9/6/2020 16:27	0:01	SSA3	0.00337	0.07900	Oversupply
9/6/2020 16:27	0:01	SSA2	0.02659	0.16300	Oversupply
9/6/2020 16:28	0:01	SSA3	0.00337	0.13200	Oversupply
9/6/2020 16:28	0:01	SSA2	0.02659	0.34800	Oversupply
9/6/2020 16:29	0:01	SSA3	0.00323	0.20300	Oversupply
9/6/2020 16:29	0:01	SSA2	0.02774	1.29600	Oversupply
9/6/2020 16:29	0:01	SSA3	0.00333	0.27400	Oversupply
9/6/2020 16:30	0:01	SSA2	0.01922	0.58600	Oversupply
9/6/2020 16:30	0:01	SSA3	0.00663	0.32800	Oversupply
9/6/2020 16:31	0:01	SSA2	0.01922	0.89700	Oversupply
9/6/2020 16:31	0:01	SSA3	0.00678	0.18700	Oversupply
9/6/2020 16:32	0:01	SSA3	0.00693	0.12800	Oversupply
9/6/2020 16:32	0:01	SSA2	0.01922	0.53400	Oversupply
9/6/2020 16:32	0:01	SSA3	0.00693	0.14300	Oversupply
9/6/2020 16:32	0:01	SSA2	0.01922	0.21700	Oversupply
9/6/2020 16:33	0:01	SSA3	0.00678	0.34600	Oversupply
9/6/2020 16:33	0:01	SSA2	0.01922	1.09600	Oversupply
9/6/2020 16:34	0:01	SSA3	0.00663	0.08400	Oversupply
9/6/2020 16:34	0:01	SSA2	0.01885	0.10700	Oversupply
9/6/2020 16:35	0:01	SSA3	0.00678	0.09100	Oversupply
9/6/2020 16:35	0:01	SSA2	0.01922	0.21500	Oversupply
9/6/2020 16:35	0:01	SSA3	0.00663	0.05100	Oversupply
9/6/2020 16:36	0:16	SSA2	0.32366	0.06200	Oversupply
9/6/2020 16:36	0:16	SSA3	0.12210	0.01200	Oversupply
9/6/2020 16:37	0:15	KWP11	0.49303	19.05995	Oversupply
9/6/2020 16:52	0:01	SSA3	0.00495	0.01700	Oversupply
9/6/2020 16:52	0:01	SSA2	0.01467	0.03100	Oversupply
9/6/2020 16:53	0:01	SSA3	0.00517	0.31400	Oversupply
9/6/2020 16:53	0:01	SSA2	0.01467	0.36900	Oversupply
9/6/2020 16:53	0:01	SSA3	0.00495	0.43500	Oversupply
9/6/2020 16:54	0:01	SSA2	0.01467	0.29400	Oversupply
9/6/2020 16:54	0:01	SSA3	0.00506	0.52900	Oversupply
9/6/2020 16:55	0:01	SSA2	0.01467	0.67500	Oversupply
9/6/2020 16:56	0:01	SSA3	0.00506	0.08100	Oversupply
9/6/2020 16:56	0:01	SSA2	0.01467	0.02200	Oversupply
9/6/2020 16:56	0:01	SSA3	0.00517	0.28300	Oversupply
9/6/2020 16:57	0:01	SSA2	0.01467	0.64000	Oversupply
9/6/2020 17:30	0:01	SSA2	0.00252	1.10400	Oversupply
9/6/2020 17:31	0:01	SSA3	0.00021	0.23300	Oversupply
9/6/2020 17:31	0:01	SSA2	0.00252	0.78000	Oversupply
9/6/2020 17:32	0:01	SSA3	0.00022	0.20400	Oversupply
9/6/2020 17:32	0:01	SSA2	0.00252	0.09400	Oversupply
9/6/2020 17:38	0:01	SSA2	0.00252	0.40000	Oversupply
9/6/2020 17:38	0:01	SSA3	0.00021	0.14000	Oversupply
9/6/2020 17:39	0:01	SSA2	0.00252	0.04800	Oversupply
9/6/2020 17:41	0:01	SSA2	0.00252	0.39300	Oversupply
9/6/2020 17:41	0:01	SSA3	0.00022	0.18300	Oversupply
9/6/2020 17:43	0:01	SSA2	0.00252	0.35500	Oversupply
9/6/2020 17:46	0:01	SSA3	0.00072	0.13700	Oversupply
9/6/2020 17:46	0:01	SSA2	0.00455	0.19000	Oversupply
9/6/2020 17:47	0:01	SSA3	0.00070	0.13900	Oversupply
9/6/2020 17:47	0:01	SSA2	0.00455	0.75000	Oversupply
9/6/2020 17:48	0:03	SSA2	0.01365	0.33500	Oversupply
9/6/2020 17:48	0:02	SSA3	0.00214	0.02200	Oversupply
9/6/2020 17:49	0:02	KWP11	0.02172	18.84439	Oversupply
9/6/2020 17:50	0:01	SSA2	0.00455	0.05800	Oversupply
9/6/2020 17:51	0:01	SSA2	0.00455	0.12700	Oversupply
9/6/2020 17:53	0:01	SSA2	0.00455	0.11800	Oversupply



Maui Curtailment Report

September 2020

Start Date and Time	Duration (minutes)	IPP Curtailed	Estimated Curtailed MWH	Peak MW Curtailed	Reasons for Curtailment
9/6/2020 17:53	0:01	SSA3	0.00072	0.05900	Oversupply
9/6/2020 19:17	0:01	KWPll	0.00240	19.19168	Oversupply
9/6/2020 19:20	0:10	KWPll	0.09351	19.20964	Oversupply
9/6/2020 19:54	0:13	KWPll	0.37842	20.70757	Oversupply
9/6/2020 20:19	0:02	KWPll	0.01201	20.70657	Oversupply
9/6/2020 20:35	0:03	KWPll	0.01610	20.70757	Oversupply
9/6/2020 20:43	0:24	KWPll	1.03109	20.70757	Oversupply
9/6/2020 21:18	0:04	KWPll	0.04474	20.69460	Oversupply
9/6/2020 21:23	0:01	KWPll	0.00363	20.68761	Oversupply
9/6/2020 21:36	0:02	KWPll	0.00996	20.70757	Oversupply
9/6/2020 21:39	0:01	KWPll	0.00540	20.70757	Oversupply
9/6/2020 21:41	0:08	KWPll	0.07868	20.70757	Oversupply
9/6/2020 22:11	1:49	KWPll	13.32364	20.70757	Oversupply
9/7/2020 0:05	0:02	KWPll	0.00964	20.56586	Oversupply
9/7/2020 0:12	0:01	KWPll	0.00669	20.55688	Oversupply
9/7/2020 0:18	0:01	KWPll	0.00061	19.68666	Oversupply
9/7/2020 0:21	0:04	KWPll	0.05594	19.52400	Oversupply
9/7/2020 0:26	0:01	KWPll	0.01245	19.39726	Oversupply
9/7/2020 0:28	0:01	KWPll	0.00148	19.29147	Oversupply
9/7/2020 0:33	1:58	KWPll	9.62223	20.35929	Oversupply
9/7/2020 2:32	0:02	KWPll	0.02726	18.65378	Oversupply
9/7/2020 2:38	0:01	KWPll	0.00315	16.64091	Oversupply
9/7/2020 2:40	0:02	KWPll	0.01057	16.82852	Oversupply
9/7/2020 3:04	0:01	KWPll	0.00254	15.95331	Oversupply
9/7/2020 3:21	0:25	KWPll	2.20590	16.53712	Oversupply
9/7/2020 5:45	0:51	KWPll	3.76183	14.64400	Oversupply
9/7/2020 6:36	0:06	SSA3	0.00238	0.00000	Oversupply
9/7/2020 6:36	0:03	SSA2	0.00096	0.04600	Oversupply
9/7/2020 6:38	0:02	KWPll	0.01505	11.78585	Oversupply
9/7/2020 6:39	0:01	SSA2	0.00032	0.00500	Oversupply
9/7/2020 6:41	0:01	SSA2	0.00032	0.05900	Oversupply
9/7/2020 6:49	0:32	SSA2	0.07450	0.06300	Oversupply
9/7/2020 6:50	0:32	KWPll	2.26415	12.91554	Oversupply
9/7/2020 6:50	0:31	SSA3	0.07248	0.00600	Oversupply
9/7/2020 7:22	0:06	SSA2	0.02144	0.15200	Oversupply
9/7/2020 7:22	0:05	SSA3	0.02898	0.16200	Oversupply
9/7/2020 7:23	0:06	KWPll	0.13647	6.58251	Oversupply
9/7/2020 7:27	0:01	SSA3	0.00424	0.00100	Oversupply
9/7/2020 7:28	0:01	SSA2	0.00295	0.16000	Oversupply
9/7/2020 7:28	0:01	SSA3	0.00406	0.06300	Oversupply
9/7/2020 7:29	0:02	SSA2	0.00720	0.00300	Oversupply
9/7/2020 7:29	0:21	SSA3	0.17026	0.00400	Oversupply
9/7/2020 7:30	0:01	KWPll	0.00008	3.74233	Oversupply
9/7/2020 7:30	0:19	SSA2	0.09649	0.06500	Oversupply
9/7/2020 7:32	0:19	KWPll	1.11250	6.17535	Oversupply
9/7/2020 7:38	0:02	AWE	0.05246	19.80000	Oversupply
9/7/2020 7:44	0:02	AWE	0.03010	15.80000	Oversupply
9/7/2020 7:50	0:01	SSA2	0.00514	0.05600	Oversupply
9/7/2020 7:50	0:01	SSA3	0.00768	-0.00100	Oversupply
9/7/2020 7:50	0:01	SSA2	0.00514	0.12000	Oversupply
9/7/2020 7:50	0:01	SSA3	0.00768	0.08100	Oversupply
9/7/2020 7:51	0:01	SSA3	0.00768	0.12400	Oversupply
9/7/2020 7:51	0:01	SSA2	0.00514	0.16000	Oversupply
9/7/2020 7:52	0:28	SSA3	0.30150	0.10100	Oversupply
9/7/2020 7:52	0:28	SSA2	0.15220	0.05600	Oversupply
9/7/2020 7:53	0:28	KWPll	1.05900	4.90495	Oversupply
9/7/2020 7:56	0:23	AWE	0.80195	19.80000	Oversupply
9/7/2020 8:20	0:01	SSA3	0.00450	0.00000	Oversupply
9/7/2020 8:20	0:01	SSA2	0.00255	0.00500	Oversupply
9/7/2020 8:20	0:01	SSA3	0.00459	0.50500	Oversupply
9/7/2020 8:24	0:01	SSA3	0.00440	0.95900	Oversupply
9/7/2020 8:24	0:01	SSA2	0.00255	0.08300	Oversupply
9/7/2020 8:24	0:01	SSA3	0.00440	0.47700	Oversupply
9/7/2020 8:25	0:01	SSA2	0.00255	0.34000	Oversupply
9/7/2020 8:25	0:01	SSA3	0.00431	0.99900	Oversupply
9/7/2020 8:34	0:01	SSA3	0.00098	0.45800	Oversupply
9/7/2020 8:34	0:01	SSA2	0.00084	0.03300	Oversupply
9/7/2020 8:34	0:01	SSA3	0.00102	0.53600	Oversupply
9/7/2020 8:35	0:01	SSA2	0.00084	0.18700	Oversupply
9/7/2020 8:35	0:01	SSA3	0.00100	0.43500	Oversupply
9/7/2020 8:35	0:01	SSA2	0.00084	0.47400	Oversupply
9/7/2020 8:36	0:01	SSA3	0.00100	0.78000	Oversupply
9/7/2020 8:36	0:01	SSA2	0.00084	0.48800	Oversupply
9/7/2020 8:37	0:01	SSA3	0.00100	0.89500	Oversupply
9/7/2020 8:42	0:01	SSA3	0.00100	1.03700	Oversupply



Maui Curtailment Report

September 2020

Start Date and Time	Duration (minutes)	IPP Curtailed	Estimated Curtailed MWH	Peak MW Curtailed	Reasons for Curtailment
9/7/2020 8:42	0:01	SSA2	0.00084	0.51800	Oversupply
9/7/2020 8:43	0:01	SSA3	0.00102	1.04300	Oversupply
9/7/2020 8:43	0:01	SSA2	0.00084	0.12700	Oversupply
9/7/2020 8:43	0:01	SSA3	0.00100	0.91500	Oversupply
9/7/2020 8:44	0:01	SSA2	0.00212	0.31300	Oversupply
9/7/2020 8:44	0:01	SSA3	0.00221	0.97100	Oversupply
9/7/2020 8:45	0:01	SSA2	0.00514	0.24900	Oversupply
9/7/2020 8:45	0:01	SSA3	0.00656	1.04500	Oversupply
9/7/2020 8:46	0:01	SSA2	0.00514	0.17500	Oversupply
9/7/2020 8:46	0:01	SSA3	0.00643	0.89600	Oversupply
9/7/2020 8:47	0:01	SSA2	0.00514	0.57500	Oversupply
9/7/2020 8:47	0:01	SSA3	0.00629	1.06800	Oversupply
9/7/2020 8:48	0:03	SSA2	0.01533	0.03300	Oversupply
9/7/2020 8:48	0:01	SSA3	0.00643	0.12500	Oversupply
9/7/2020 8:49	0:01	AWE	0.01089	17.70000	Oversupply
9/7/2020 8:49	0:01	SSA3	0.00643	0.01100	Oversupply
9/7/2020 8:50	0:01	SSA3	0.00656	0.00900	Oversupply
9/7/2020 8:50	0:01	SSA2	0.00514	0.06700	Oversupply
9/7/2020 8:50	0:01	SSA3	0.00656	0.25000	Oversupply
9/7/2020 8:51	0:01	SSA2	0.00514	0.26800	Oversupply
9/7/2020 8:51	0:01	SSA3	0.00656	0.30700	Oversupply
9/7/2020 8:52	0:01	SSA2	0.00514	0.40600	Oversupply
9/7/2020 8:52	0:01	SSA3	0.00643	1.10500	Oversupply
9/7/2020 8:54	0:01	SSA3	0.00629	1.12600	Oversupply
9/7/2020 8:55	0:01	SSA3	0.00643	1.13400	Oversupply
9/7/2020 8:55	0:01	SSA2	0.00514	0.40800	Oversupply
9/7/2020 8:56	0:01	SSA3	0.00629	1.14000	Oversupply
9/7/2020 8:56	0:01	SSA2	0.00514	0.42600	Oversupply
9/7/2020 8:57	0:01	SSA3	0.00643	1.14600	Oversupply
9/7/2020 8:57	0:01	SSA2	0.00514	0.08900	Oversupply
9/7/2020 8:57	0:03	SSA3	0.03347	0.11000	Oversupply
9/7/2020 8:58	0:03	SSA2	0.01889	0.00200	Oversupply
9/7/2020 8:59	0:02	AWE	0.04512	19.70000	Oversupply
9/7/2020 9:00	0:01	SSA3	0.01370	0.02200	Oversupply
9/7/2020 9:01	0:01	SSA2	0.00841	0.21800	Oversupply
9/7/2020 9:01	0:01	SSA3	0.01340	0.12500	Oversupply
9/7/2020 9:01	0:01	SSA2	0.00841	0.34600	Oversupply
9/7/2020 9:02	0:01	SSA3	0.01370	0.11700	Oversupply
9/7/2020 9:02	0:03	SSA2	0.03331	0.00800	Oversupply
9/7/2020 9:03	0:01	AWE	0.00215	19.80000	Oversupply
9/7/2020 9:03	0:01	SSA3	0.01370	0.08200	Oversupply
9/7/2020 9:03	0:02	SSA3	0.02770	0.02000	Oversupply
9/7/2020 9:05	0:02	AWE	0.02623	19.80000	Oversupply
9/7/2020 9:05	0:01	SSA3	0.01370	0.03100	Oversupply
9/7/2020 9:06	0:01	SSA2	0.00841	0.17500	Oversupply
9/7/2020 9:06	0:01	SSA3	0.01370	0.18400	Oversupply
9/7/2020 9:06	0:01	SSA3	0.01340	0.50900	Oversupply
9/7/2020 9:07	0:01	SSA2	0.00841	0.35100	Oversupply
9/7/2020 9:07	0:01	SSA3	0.01370	0.40400	Oversupply
9/7/2020 9:07	0:01	SSA2	0.00841	0.30900	Oversupply
9/7/2020 9:08	0:01	SSA3	0.01370	0.87000	Oversupply
9/7/2020 9:08	0:01	SSA2	0.00841	0.17000	Oversupply
9/7/2020 9:09	0:01	SSA3	0.01340	0.39500	Oversupply
9/7/2020 9:09	0:01	SSA2	0.00841	0.17300	Oversupply
9/7/2020 9:10	0:02	SSA3	0.02740	0.40600	Oversupply
9/7/2020 9:10	0:01	SSA2	0.00841	0.26000	Oversupply
9/7/2020 9:11	0:01	SSA2	0.00841	0.04200	Oversupply
9/7/2020 9:11	0:01	SSA3	0.01340	0.18700	Oversupply
9/7/2020 9:12	0:01	SSA2	0.00841	0.07200	Oversupply
9/7/2020 9:12	0:01	SSA3	0.01370	0.19100	Oversupply
9/7/2020 9:13	0:01	AWE	0.00773	18.80000	Oversupply
9/7/2020 9:13	0:01	KWPll	0.00053	0.03193	Oversupply
9/7/2020 9:13	0:01	SSA3	0.01370	0.00800	Oversupply
9/7/2020 9:13	0:01	SSA2	0.00841	0.01000	Oversupply
9/7/2020 9:13	0:02	SSA3	0.03510	0.21800	Oversupply
9/7/2020 9:13	0:02	SSA2	0.01420	0.03200	Oversupply
9/7/2020 9:15	0:02	AWE	0.01391	18.30000	Oversupply
9/7/2020 9:15	0:01	SSA2	0.00632	0.00300	Oversupply
9/7/2020 9:16	0:01	SSA3	0.01006	0.05100	Oversupply
9/7/2020 9:16	0:01	SSA2	0.00632	0.26300	Oversupply
9/7/2020 9:16	0:01	SSA3	0.01029	0.13400	Oversupply
9/7/2020 9:17	0:02	SSA2	0.01263	0.01200	Oversupply
9/7/2020 9:17	0:01	SSA3	0.01006	-0.00200	Oversupply
9/7/2020 9:18	0:01	SSA3	0.01029	0.08200	Oversupply
9/7/2020 9:19	0:01	SSA3	0.01029	0.10300	Oversupply



Maui Curtailment Report

September 2020

Start Date and Time	Duration (minutes)	IPP Curtailed	Estimated Curtailed MWH	Peak MW Curtailed	Reasons for Curtailment
9/7/2020 9:19	0:01	SSA2	0.00632	0.26200	Oversupply
9/7/2020 9:19	0:01	SSA3	0.01029	0.12400	Oversupply
9/7/2020 9:20	0:01	SSA2	0.00632	0.26900	Oversupply
9/7/2020 9:20	0:01	SSA3	0.01051	0.26200	Oversupply
9/7/2020 9:20	0:01	SSA2	0.00632	0.26900	Oversupply
9/7/2020 9:21	0:01	SSA3	0.01051	0.45700	Oversupply
9/7/2020 9:21	0:01	SSA2	0.00680	0.10300	Oversupply
9/7/2020 9:22	0:01	SSA3	0.01029	0.03600	Oversupply
9/7/2020 9:22	0:01	SSA2	0.00632	0.05400	Oversupply
9/7/2020 9:23	0:01	SSA3	0.01051	0.33500	Oversupply
9/7/2020 9:23	0:01	SSA2	0.00632	0.84300	Oversupply
9/7/2020 9:23	0:01	SSA3	0.01029	1.05100	Oversupply
9/7/2020 9:24	0:01	SSA2	0.00632	0.26600	Oversupply
9/7/2020 9:24	0:01	SSA3	0.01029	1.04900	Oversupply
9/7/2020 9:25	0:01	SSA2	0.00632	0.28600	Oversupply
9/7/2020 9:25	0:01	SSA3	0.01006	0.68200	Oversupply
9/7/2020 9:32	0:01	SSA3	0.00597	1.43300	Oversupply
9/7/2020 9:33	0:01	SSA2	0.00401	0.86400	Oversupply
9/7/2020 9:33	0:01	SSA2	0.00393	0.80100	Oversupply
9/7/2020 9:34	0:01	SSA2	0.00401	0.12000	Oversupply
9/7/2020 9:35	0:01	SSA3	0.00623	1.13100	Oversupply
9/7/2020 9:35	0:01	SSA2	0.00401	0.45500	Oversupply
9/7/2020 9:36	0:01	SSA3	0.00610	0.50600	Oversupply
9/7/2020 9:36	0:01	SSA2	0.00401	0.21400	Oversupply
9/7/2020 9:36	0:01	SSA3	0.00610	0.61700	Oversupply
9/7/2020 9:37	0:01	SSA2	0.00401	0.20500	Oversupply
9/7/2020 9:37	0:01	SSA3	0.00597	0.67000	Oversupply
9/7/2020 9:38	0:01	SSA2	0.00401	0.04000	Oversupply
9/7/2020 9:38	0:01	SSA3	0.00610	0.70400	Oversupply
9/7/2020 9:39	0:01	SSA3	0.00610	0.10800	Oversupply
9/7/2020 9:39	0:01	SSA2	0.00401	0.02900	Oversupply
9/7/2020 9:39	0:01	SSA3	0.00610	0.09600	Oversupply
9/7/2020 9:40	0:01	SSA2	0.00401	0.19500	Oversupply
9/7/2020 9:40	0:01	SSA3	0.00623	0.62600	Oversupply
9/7/2020 9:40	0:01	SSA2	0.00401	0.27300	Oversupply
9/7/2020 9:42	0:01	SSA3	0.00623	1.45700	Oversupply
9/7/2020 9:43	0:01	SSA2	0.00401	0.91600	Oversupply
9/7/2020 9:43	0:01	SSA3	0.00597	1.46900	Oversupply
9/7/2020 9:45	0:01	SSA2	0.00509	0.54400	Oversupply
9/7/2020 9:46	0:01	SSA2	0.00509	0.89800	Oversupply
9/7/2020 9:47	0:01	SSA2	0.00509	0.81400	Oversupply
9/7/2020 9:48	0:01	SSA3	0.00601	1.50200	Oversupply
9/7/2020 9:48	0:01	SSA2	0.00500	0.76600	Oversupply
9/7/2020 9:49	0:01	SSA3	0.00614	1.50500	Oversupply
9/7/2020 9:49	0:01	SSA2	0.00509	0.10100	Oversupply
9/7/2020 9:49	0:01	SSA3	0.00614	0.91600	Oversupply
9/7/2020 9:50	0:01	SSA2	0.00509	0.37500	Oversupply
9/7/2020 9:50	0:01	SSA3	0.00614	0.97000	Oversupply
9/7/2020 9:51	0:01	SSA2	0.00509	0.73600	Oversupply
9/7/2020 9:51	0:01	SSA3	0.00601	1.50700	Oversupply
9/7/2020 9:52	0:01	SSA2	0.00509	0.05200	Oversupply
9/7/2020 9:52	0:01	SSA3	0.00601	1.51900	Oversupply
9/7/2020 9:52	0:01	SSA3	0.00588	1.51400	Oversupply
9/7/2020 9:52	0:01	SSA2	0.00509	0.85700	Oversupply
9/7/2020 9:53	0:01	SSA3	0.00601	0.98700	Oversupply
9/7/2020 9:53	0:01	SSA2	0.00509	0.21100	Oversupply
9/7/2020 9:54	0:01	SSA3	0.00601	0.66200	Oversupply
9/7/2020 9:54	0:01	SSA2	0.00509	0.28400	Oversupply
9/7/2020 9:55	0:01	SSA3	0.00614	1.17400	Oversupply
9/7/2020 9:55	0:01	SSA2	0.00509	0.52000	Oversupply
9/7/2020 9:56	0:01	SSA3	0.00601	0.89500	Oversupply
9/7/2020 9:56	0:01	SSA2	0.00509	0.07000	Oversupply
9/7/2020 9:56	0:01	SSA3	0.00601	0.24600	Oversupply
9/7/2020 9:57	0:01	SSA2	0.00509	0.28200	Oversupply
9/7/2020 9:57	0:01	SSA3	0.01176	0.33000	Oversupply
9/7/2020 9:58	0:01	SSA2	0.00509	0.40300	Oversupply
9/7/2020 9:59	0:01	SSA2	0.00509	0.38800	Oversupply
9/7/2020 9:59	0:01	SSA3	0.00601	1.06200	Oversupply
9/7/2020 9:59	0:01	SSA3	0.00187	0.93800	Oversupply
9/7/2020 9:59	0:01	SSA2	0.00154	0.20200	Oversupply
9/7/2020 10:00	0:01	SSA3	0.00195	1.19700	Oversupply
9/7/2020 10:00	0:01	SSA2	0.00082	0.55900	Oversupply
9/7/2020 10:01	0:01	SSA3	0.00199	1.54300	Oversupply
9/7/2020 10:01	0:01	SSA2	0.00082	0.74000	Oversupply
9/7/2020 10:03	0:01	SSA2	0.00082	0.93300	Oversupply



Maui Curtailment Report

September 2020

Start Date and Time	Duration (minutes)	IPP Curtailed	Estimated Curtailed MWH	Peak MW Curtailed	Reasons for Curtailment
9/7/2020 10:04	0:01	SSA2	0.00081	0.69400	Oversupply
9/7/2020 10:05	0:01	SSA2	0.00082	0.77600	Oversupply
9/7/2020 10:06	0:01	SSA3	0.00199	1.59700	Oversupply
9/7/2020 10:06	0:01	SSA2	0.00082	0.80300	Oversupply
9/7/2020 10:07	0:01	SSA2	0.00082	0.73100	Oversupply
9/7/2020 10:15	0:01	SSA2	-0.00083	0.85700	Oversupply
9/7/2020 10:16	0:01	SSA2	-0.00083	0.68900	Oversupply
9/7/2020 10:44	0:01	SSA3	0.00067	1.80200	Oversupply
9/7/2020 10:44	0:01	SSA2	-0.00451	1.40500	Oversupply
9/7/2020 10:45	0:01	SSA3	0.00089	1.79300	Oversupply
9/7/2020 10:45	0:01	SSA2	-0.00025	0.03300	Oversupply
9/7/2020 10:46	0:01	SSA2	-0.00025	0.96400	Oversupply
9/7/2020 12:46	0:01	SSA2	0.00888	1.45900	Oversupply
9/7/2020 12:46	0:01	SSA3	0.00365	1.39700	Oversupply
9/7/2020 12:46	0:01	SSA2	0.00888	1.66400	Oversupply
9/7/2020 12:47	0:01	SSA3	0.00357	1.40700	Oversupply
9/7/2020 12:47	0:01	SSA2	0.00888	0.60300	Oversupply
9/7/2020 12:48	0:01	SSA3	0.00349	1.19800	Oversupply
9/7/2020 12:48	0:01	SSA2	0.00888	0.22600	Oversupply
9/7/2020 12:49	0:01	SSA3	0.00365	1.50600	Oversupply
9/7/2020 12:49	0:01	SSA2	0.00888	1.41200	Oversupply
9/7/2020 12:50	0:01	SSA2	0.00888	1.35500	Oversupply
9/7/2020 12:50	0:01	SSA3	0.00365	1.72600	Oversupply
9/7/2020 12:51	0:01	SSA2	0.00888	1.40800	Oversupply
9/7/2020 12:51	0:01	SSA3	0.00357	1.62700	Oversupply
9/7/2020 13:00	0:01	SSA2	0.00933	1.83200	Oversupply
9/7/2020 13:09	0:01	SSA2	0.00933	2.14700	Oversupply
9/7/2020 14:49	0:01	SSA3	-0.00008	0.22900	Oversupply
9/7/2020 16:53	0:01	SSA2	0.00188	0.34800	Oversupply
9/7/2020 16:53	0:01	SSA3	0.00134	0.29400	Oversupply
9/7/2020 16:54	0:36	SSA3	0.11250	0.08900	Oversupply
9/7/2020 16:54	0:44	SSA2	0.53529	0.04400	Oversupply
9/7/2020 16:55	0:44	KWPll	2.59863	19.96909	Oversupply
9/7/2020 17:30	0:08	SSA3	0.00922	0.00900	Oversupply
9/7/2020 17:39	0:01	SSA3	0.00090	0.08700	Oversupply
9/7/2020 17:40	0:01	SSA2	0.01231	0.44100	Oversupply
9/7/2020 17:40	0:06	SSA3	0.00625	0.08500	Oversupply
9/7/2020 17:41	0:05	KWPll	0.06617	20.14273	Oversupply
9/7/2020 17:41	0:05	SSA2	0.06332	0.04800	Oversupply
9/7/2020 17:46	0:01	SSA2	0.00476	-0.00200	Oversupply
9/7/2020 17:54	0:01	SSA2	0.00467	0.76200	Oversupply
9/7/2020 17:54	0:01	SSA3	0.00039	0.00900	Oversupply
9/7/2020 17:55	0:01	SSA2	0.00476	0.39800	Oversupply
9/7/2020 18:11	0:01	SSA2	0.00020	0.34500	Oversupply
9/7/2020 18:13	0:02	SSA2	0.00039	0.35600	Oversupply
9/7/2020 18:14	0:01	KWPll	0.01094	19.39726	Oversupply
9/7/2020 20:14	0:01	AWE	0.00333	0.20000	Oversupply
9/7/2020 22:29	1:34	KWPll	12.38637	20.65867	Oversupply
9/8/2020 0:04	0:35	KWPll	2.83041	20.68661	Oversupply
9/8/2020 0:47	0:03	KWPll	0.02435	20.65767	Oversupply
9/8/2020 0:51	4:40	KWPll	26.27039	20.70757	Oversupply
9/8/2020 2:04	0:01	AWE	0.00167	0.10000	Oversupply
9/8/2020 5:32	0:05	KWPll	0.03677	20.69659	Oversupply
9/8/2020 5:40	0:01	KWPll	0.00308	20.64071	Oversupply
9/8/2020 5:45	0:02	KWPll	0.01716	20.69360	Oversupply
9/8/2020 6:57	0:03	SSA2	0.00070	0.07100	Oversupply
9/8/2020 6:57	0:01	SSA3	0.00090	0.13200	Oversupply
9/8/2020 6:59	0:01	SSA3	0.00094	0.14400	Oversupply
9/8/2020 7:06	0:01	SSA3	0.00227	0.19000	Oversupply
9/8/2020 7:06	5:57	SSA3	8.15598	0.04700	Oversupply
9/8/2020 7:06	5:59	SSA2	11.89508	0.00700	Oversupply
9/8/2020 7:08	5:55	KWPll	93.05053	19.21064	Oversupply
9/8/2020 8:31	3:37	AWE	27.20346	21.00000	Oversupply
9/8/2020 12:17	0:09	AWE	0.23494	21.00000	Oversupply
9/8/2020 12:27	0:01	AWE	0.02157	21.00000	Oversupply
9/8/2020 12:30	0:03	AWE	0.04680	21.00000	Oversupply
9/8/2020 13:03	0:01	SSA3	0.01517	0.00000	Oversupply
9/8/2020 13:04	0:02	KWPll	0.01515	5.54664	Oversupply
9/8/2020 13:04	0:02	SSA3	0.03228	-0.00300	Oversupply
9/8/2020 13:05	0:01	SSA2	0.01986	0.21900	Oversupply
9/8/2020 13:06	0:01	SSA2	0.02025	2.21200	Oversupply
9/8/2020 13:06	0:01	SSA3	0.01517	0.12900	Oversupply
9/8/2020 13:07	0:01	SSA3	0.01452	0.53100	Oversupply
9/8/2020 13:07	0:01	SSA2	0.02025	1.71400	Oversupply
9/8/2020 13:08	0:01	SSA2	0.02025	2.05800	Oversupply



Maui Curtailment Report

September 2020

Start Date and Time	Duration (minutes)	IPP Curtailed	Estimated Curtailed MWH	Peak MW Curtailed	Reasons for Curtailment
9/8/2020 13:08	0:01	SSA3	0.01452	1.06700	Oversupply
9/8/2020 13:08	0:01	SSA2	0.02025	2.12500	Oversupply
9/8/2020 13:09	0:01	SSA2	0.02025	1.55700	Oversupply
9/8/2020 13:14	0:01	SSA2	0.01909	2.89400	Oversupply
9/8/2020 14:43	0:01	SSA2	0.00350	2.08700	Oversupply
9/8/2020 14:45	0:01	SSA2	0.00169	1.26300	Oversupply
9/8/2020 14:45	0:01	SSA3	0.00292	2.11100	Oversupply
9/8/2020 14:46	0:01	SSA2	0.00169	1.18800	Oversupply
9/8/2020 15:15	0:01	SSA3	0.00193	1.22500	Oversupply
9/8/2020 15:16	0:01	SSA2	0.00671	1.14300	Oversupply
9/8/2020 15:16	0:01	SSA3	0.00198	1.26700	Oversupply
9/8/2020 15:16	0:01	SSA2	0.00698	0.43900	Oversupply
9/8/2020 15:17	0:01	SSA3	0.00202	1.11000	Oversupply
9/8/2020 15:18	0:01	SSA2	0.00698	0.68500	Oversupply
9/8/2020 15:18	0:01	SSA3	0.00193	1.44800	Oversupply
9/8/2020 15:19	0:01	SSA2	0.00684	0.90500	Oversupply
9/8/2020 15:19	0:01	SSA3	0.00198	1.32600	Oversupply
9/8/2020 15:20	0:01	SSA2	0.00698	0.09700	Oversupply
9/8/2020 15:21	0:01	SSA2	0.00698	0.92200	Oversupply
9/8/2020 15:22	0:01	SSA3	0.00193	1.84800	Oversupply
9/8/2020 15:44	0:01	SSA3	0.00063	0.58400	Oversupply
9/8/2020 15:44	0:01	SSA2	0.01566	0.87100	Oversupply
9/8/2020 15:44	0:01	SSA3	0.00420	0.29700	Oversupply
9/8/2020 15:45	0:02	SSA2	0.05741	0.03700	Oversupply
9/8/2020 15:45	0:01	SSA3	0.01071	0.01600	Oversupply
9/8/2020 15:46	0:01	KWPPII	0.02363	11.64015	Oversupply
9/8/2020 15:46	0:01	SSA3	0.01071	-0.00200	Oversupply
9/8/2020 15:47	0:01	SSA2	0.02870	0.20100	Oversupply
9/8/2020 15:47	0:01	SSA3	0.01025	0.10000	Oversupply
9/8/2020 15:47	0:01	SSA2	0.02870	0.92900	Oversupply
9/8/2020 15:48	0:01	SSA3	0.01025	0.14200	Oversupply
9/8/2020 15:48	0:01	SSA3	0.01071	0.10700	Oversupply
9/8/2020 15:48	0:01	SSA2	0.02870	0.46100	Oversupply
9/8/2020 15:49	0:01	SSA3	0.01048	0.12300	Oversupply
9/8/2020 15:49	0:02	SSA2	0.05741	0.39400	Oversupply
9/8/2020 15:50	0:01	KWPPII	0.00501	11.51940	Oversupply
9/8/2020 15:50	0:02	SSA3	0.02073	0.00800	Oversupply
9/8/2020 15:51	0:01	SSA2	0.02815	0.00100	Oversupply
9/8/2020 15:51	0:01	SSA3	0.01025	0.13200	Oversupply
9/8/2020 15:52	0:01	SSA2	0.02870	0.88700	Oversupply
9/8/2020 15:52	0:01	SSA3	0.01071	0.32000	Oversupply
9/8/2020 15:53	0:01	SSA2	0.02870	1.32300	Oversupply
9/8/2020 15:53	0:01	SSA3	0.01048	0.48500	Oversupply
9/8/2020 15:54	0:01	SSA2	0.02870	0.02600	Oversupply
9/8/2020 15:54	0:01	SSA3	0.01048	0.63200	Oversupply
9/8/2020 15:54	0:01	SSA3	0.01048	1.01500	Oversupply
9/8/2020 15:54	0:01	SSA2	0.02870	0.72200	Oversupply
9/8/2020 15:55	0:01	SSA3	0.01071	1.15800	Oversupply
9/8/2020 15:55	0:01	SSA2	0.02870	1.84300	Oversupply
9/8/2020 15:56	0:01	SSA3	0.01048	1.29600	Oversupply
9/8/2020 15:56	0:01	SSA2	0.02870	0.75000	Oversupply
9/8/2020 15:57	0:33	SSA3	0.52767	0.46700	Oversupply
9/8/2020 15:57	0:34	SSA2	1.24359	0.01900	Oversupply
9/8/2020 15:58	0:33	KWPPII	2.81168	16.28164	Oversupply
9/8/2020 16:30	0:01	SSA3	0.00358	-0.00200	Oversupply
9/8/2020 16:31	0:01	SSA2	0.01007	0.04200	Oversupply
9/8/2020 16:31	0:01	SSA3	0.00358	0.08600	Oversupply
9/8/2020 16:32	0:01	SSA3	0.00366	0.15200	Oversupply
9/8/2020 16:32	0:01	SSA2	0.01007	0.55900	Oversupply
9/8/2020 17:22	0:01	SSA3	0.00247	0.42300	Oversupply
9/8/2020 17:22	0:01	SSA2	0.00858	1.43800	Oversupply
9/8/2020 17:22	0:54	SSA3	0.13945	0.24600	Oversupply
9/8/2020 17:23	0:42	KWPPII	3.16594	19.21064	Oversupply
9/8/2020 17:23	0:54	SSA2	0.56026	0.09100	Oversupply
9/8/2020 18:06	0:10	KWPPII	0.48072	19.20565	Oversupply
9/8/2020 18:17	0:19	SSA2	0.02208	0.00600	Oversupply
9/8/2020 18:18	0:34	KWPPII	2.56255	19.21064	Oversupply
9/8/2020 19:28	0:12	KWPPII	0.39450	19.18170	Oversupply
9/8/2020 19:47	0:15	KWPPII	0.58497	19.20565	Oversupply
9/8/2020 20:36	0:25	KWPPII	2.29220	19.21064	Oversupply
9/8/2020 21:02	0:03	KWPPII	0.04085	19.20665	Oversupply
9/8/2020 21:08	1:16	KWPPII	11.72342	19.21064	Oversupply
9/8/2020 23:04	0:01	KWPPII	0.00037	19.21064	Oversupply
9/8/2020 23:17	0:04	KWPPII	0.06424	19.20864	Oversupply
9/8/2020 23:25	1:50	KWPPII	21.04674	19.21064	Oversupply



Maui Curtailment Report

September 2020

Start Date and Time	Duration (minutes)	IPP Curtailed	Estimated Curtailed MWH	Peak MW Curtailed	Reasons for Curtailment
9/9/2020 0:26	0:04	AWE	0.08131	20.50000	Oversupply
9/9/2020 0:44	0:21	AWE	0.93488	21.00000	Oversupply
9/9/2020 1:16	1:29	KWPPII	13.71292	19.21064	Oversupply
9/9/2020 2:46	0:01	KWPPII	0.00205	19.19966	Oversupply
9/9/2020 3:04	0:03	KWPPII	0.02251	19.10985	Oversupply
9/9/2020 4:14	0:46	KWPPII	4.05190	19.20765	Oversupply
9/9/2020 7:04	0:01	SSA3	0.00139	0.18200	Oversupply
9/9/2020 7:10	0:01	SSA2	0.00048	0.10100	Oversupply
9/9/2020 7:11	0:03	SSA3	0.00552	0.23800	Oversupply
9/9/2020 7:12	0:03	SSA2	0.00145	0.04700	Oversupply
9/9/2020 7:14	0:01	KWPPII	0.00475	19.18070	Oversupply
9/9/2020 7:37	0:01	SSA2	0.00185	0.27600	Oversupply
9/9/2020 7:37	3:20	SSA3	3.89506	0.20400	Oversupply
9/9/2020 7:38	3:20	SSA2	5.03942	0.00800	Oversupply
9/9/2020 7:39	3:20	KWPPII	45.14115	19.21064	Oversupply
9/9/2020 9:29	0:01	AWE	0.01385	20.60000	Oversupply
9/9/2020 9:55	0:38	AWE	2.24157	21.00000	Oversupply
9/9/2020 10:34	0:10	AWE	0.19246	21.00000	Oversupply
9/9/2020 10:45	0:06	AWE	0.04159	21.00000	Oversupply
9/9/2020 10:58	0:01	SSA3	0.01986	-0.00400	Oversupply
9/9/2020 10:58	0:01	SSA2	0.03922	0.04200	Oversupply
9/9/2020 10:58	0:01	SSA3	0.02028	0.10100	Oversupply
9/9/2020 10:59	0:01	SSA2	0.03922	0.20800	Oversupply
9/9/2020 10:59	0:01	SSA3	0.01906	0.12500	Oversupply
9/9/2020 11:00	1:48	SSA2	5.13582	0.38300	Oversupply
9/9/2020 11:00	1:47	SSA3	2.83477	0.03100	Oversupply
9/9/2020 11:01	1:47	KWPPII	31.90712	19.20266	Oversupply
9/9/2020 11:25	1:18	AWE	4.42558	21.00000	Oversupply
9/9/2020 12:47	0:01	SSA3	0.01448	0.00100	Oversupply
9/9/2020 12:48	0:01	SSA2	0.04111	0.13900	Oversupply
9/9/2020 12:48	0:01	SSA3	0.01417	0.02100	Oversupply
9/9/2020 12:49	0:01	SSA2	0.04111	0.24000	Oversupply
9/9/2020 12:49	0:01	SSA3	0.01417	0.07200	Oversupply
9/9/2020 12:49	3:02	SSA3	5.01539	0.00600	Oversupply
9/9/2020 12:49	3:03	SSA2	8.42492	0.01200	Oversupply
9/9/2020 12:50	3:00	KWPPII	41.32320	19.21064	Oversupply
9/9/2020 13:05	0:03	AWE	0.03205	21.00000	Oversupply
9/9/2020 13:12	0:03	AWE	0.03019	21.00000	Oversupply
9/9/2020 13:16	0:04	AWE	0.01404	21.00000	Oversupply
9/9/2020 13:24	0:26	AWE	0.75347	21.00000	Oversupply
9/9/2020 13:52	0:20	AWE	0.66100	21.00000	Oversupply
9/9/2020 14:23	0:02	AWE	0.01598	21.00000	Oversupply
9/9/2020 14:41	0:01	AWE	0.00124	21.00000	Oversupply
9/9/2020 15:52	0:01	SSA3	0.01280	0.00100	Oversupply
9/9/2020 15:52	0:01	SSA2	0.03133	0.15500	Oversupply
9/9/2020 15:52	0:01	SSA3	0.01307	0.06900	Oversupply
9/9/2020 15:53	0:01	SSA2	0.03133	0.51600	Oversupply
9/9/2020 15:53	0:01	SSA3	0.01307	0.28100	Oversupply
9/9/2020 15:54	0:01	SSA2	0.03133	0.78300	Oversupply
9/9/2020 15:54	0:01	SSA3	0.01307	0.47100	Oversupply
9/9/2020 15:55	0:01	SSA2	0.03133	0.12100	Oversupply
9/9/2020 15:55	0:01	SSA3	0.01252	0.02400	Oversupply
9/9/2020 15:55	0:01	SSA2	0.03133	0.12500	Oversupply
9/9/2020 15:55	0:01	SSA3	0.01307	0.10700	Oversupply
9/9/2020 15:56	0:01	SSA3	0.01447	0.41000	Oversupply
9/9/2020 15:56	0:01	SSA2	0.03133	1.23000	Oversupply
9/9/2020 15:57	0:01	SSA3	0.01280	0.23000	Oversupply
9/9/2020 15:57	0:01	SSA2	0.03133	0.15800	Oversupply
9/9/2020 15:58	0:01	SSA3	0.01307	0.36300	Oversupply
9/9/2020 15:58	0:01	SSA2	0.03073	0.52600	Oversupply
9/9/2020 15:59	0:01	SSA3	0.01280	0.91800	Oversupply
9/9/2020 15:59	0:01	SSA2	0.03118	0.52300	Oversupply
9/9/2020 15:59	0:01	SSA3	0.01219	0.18000	Oversupply
9/9/2020 16:00	0:01	SSA2	0.02850	0.41700	Oversupply
9/9/2020 16:00	0:01	SSA3	0.01081	0.15300	Oversupply
9/9/2020 16:01	0:01	SSA2	0.02850	0.30000	Oversupply
9/9/2020 16:01	0:01	SSA3	0.01129	0.37000	Oversupply
9/9/2020 16:01	0:07	SSA2	0.22796	0.04900	Oversupply
9/9/2020 16:02	0:06	SSA3	0.08838	0.14300	Oversupply
9/9/2020 16:04	0:02	KWPPII	0.00263	19.20665	Oversupply
9/9/2020 16:07	0:02	KWPPII	0.01873	19.19168	Oversupply
9/9/2020 16:08	0:01	SSA3	0.01081	0.00000	Oversupply
9/9/2020 16:08	0:01	SSA2	0.02850	0.03000	Oversupply
9/9/2020 16:09	0:01	SSA3	0.01129	0.23400	Oversupply
9/9/2020 16:09	0:01	SSA2	0.02850	0.56700	Oversupply



Maui Curtailment Report

September 2020

Start Date and Time	Duration (minutes)	IPP Curtailed	Estimated Curtailed MWH	Peak MW Curtailed	Reasons for Curtailment
9/9/2020 16:09	0:01	SSA3	0.01081	0.44400	Oversupply
9/9/2020 16:10	0:01	SSA2	0.02850	1.01800	Oversupply
9/9/2020 16:10	0:01	SSA3	0.01105	0.55700	Oversupply
9/9/2020 16:11	0:01	SSA3	0.01105	1.02400	Oversupply
9/9/2020 16:11	0:01	SSA2	0.02850	1.30800	Oversupply
9/9/2020 16:12	0:01	SSA3	0.01081	0.24300	Oversupply
9/9/2020 16:12	0:01	SSA2	0.02850	0.43600	Oversupply
9/9/2020 16:12	0:01	SSA3	0.01105	0.42200	Oversupply
9/9/2020 16:13	0:01	SSA2	0.02850	0.44700	Oversupply
9/9/2020 16:13	0:01	SSA3	0.01105	0.41100	Oversupply
9/9/2020 16:14	0:01	SSA2	0.02850	0.76200	Oversupply
9/9/2020 16:14	0:01	SSA3	0.01146	0.64000	Oversupply
9/9/2020 16:14	0:01	SSA2	0.02942	0.41000	Oversupply
9/9/2020 16:15	0:04	SSA3	0.04946	0.23400	Oversupply
9/9/2020 16:15	0:01	SSA2	0.01830	0.07700	Oversupply
9/9/2020 16:16	0:03	SSA2	0.05419	0.03000	Oversupply
9/9/2020 16:18	0:02	KWP11	0.00477	19.00207	Oversupply
9/9/2020 16:19	0:01	SSA3	0.00981	0.03800	Oversupply
9/9/2020 16:19	0:01	SSA2	0.01830	0.04400	Oversupply
9/9/2020 16:19	0:01	SSA3	0.00939	0.11400	Oversupply
9/9/2020 16:20	0:01	SSA2	0.01830	0.09100	Oversupply
9/9/2020 16:20	0:01	SSA3	0.00981	0.00600	Oversupply
9/9/2020 16:20	0:01	SSA2	0.01830	0.04800	Oversupply
9/9/2020 16:21	0:01	SSA3	0.00960	0.13100	Oversupply
9/9/2020 16:21	0:01	SSA2	0.01830	0.11500	Oversupply
9/9/2020 16:22	0:01	SSA3	0.00960	0.12200	Oversupply
9/9/2020 16:22	0:01	SSA2	0.01830	0.16800	Oversupply
9/9/2020 16:23	0:01	SSA3	0.00960	0.07000	Oversupply
9/9/2020 16:23	0:01	SSA2	0.01830	0.06400	Oversupply
9/9/2020 16:23	0:01	SSA3	0.00981	0.28700	Oversupply
9/9/2020 16:24	0:01	SSA2	0.01830	0.03200	Oversupply
9/9/2020 16:24	0:01	SSA3	0.00960	0.18600	Oversupply
9/9/2020 16:25	0:01	SSA2	0.01830	0.28200	Oversupply
9/9/2020 16:25	0:01	SSA3	0.00981	0.17100	Oversupply
9/9/2020 16:26	0:01	SSA3	0.00981	0.25300	Oversupply
9/9/2020 16:26	0:01	SSA2	0.01830	0.38000	Oversupply
9/9/2020 16:26	0:01	SSA3	0.01002	0.70800	Oversupply
9/9/2020 16:27	0:01	SSA2	0.01830	0.34600	Oversupply
9/9/2020 16:27	0:01	SSA3	0.01002	0.60300	Oversupply
9/9/2020 16:27	0:01	SSA2	0.01830	1.05000	Oversupply
9/9/2020 16:28	0:01	SSA3	0.00960	0.38100	Oversupply
9/9/2020 16:28	0:01	SSA2	0.01830	0.07100	Oversupply
9/9/2020 16:29	0:01	SSA3	0.00927	0.12700	Oversupply
9/9/2020 16:29	0:01	SSA2	0.00414	0.70800	Oversupply
9/9/2020 16:30	0:01	SSA3	0.00036	0.47900	Oversupply
9/9/2020 16:30	0:01	SSA2	0.00174	1.02100	Oversupply
9/9/2020 16:30	0:01	SSA3	0.00037	0.82800	Oversupply
9/9/2020 16:31	0:01	SSA2	0.00174	1.49500	Oversupply
9/9/2020 16:31	0:01	SSA3	0.00037	0.87100	Oversupply
9/9/2020 16:32	0:01	SSA2	0.00174	1.13000	Oversupply
9/9/2020 16:32	0:01	SSA3	0.00035	0.86600	Oversupply
9/9/2020 16:48	0:01	SSA2	-0.00018	2.13100	Oversupply
9/9/2020 17:00	0:01	SSA3	0.00030	0.65600	Oversupply
9/9/2020 17:00	0:01	SSA2	0.00316	1.43900	Oversupply
9/9/2020 17:01	0:01	SSA3	0.00030	0.64700	Oversupply
9/9/2020 17:01	0:01	SSA2	0.00316	0.63200	Oversupply
9/9/2020 17:03	0:01	SSA3	0.00030	0.61100	Oversupply
9/9/2020 17:05	0:01	SSA2	0.00316	0.10900	Oversupply
9/9/2020 17:05	0:01	SSA2	0.00316	1.11800	Oversupply
9/9/2020 17:06	0:01	SSA2	0.00316	1.83900	Oversupply
9/9/2020 17:06	0:01	SSA3	0.00030	0.55200	Oversupply
9/9/2020 17:13	0:01	SSA3	0.00031	0.39400	Oversupply
9/9/2020 17:13	0:01	SSA2	0.00316	0.68300	Oversupply
9/9/2020 17:13	0:01	SSA3	0.00030	0.27400	Oversupply
9/9/2020 17:14	0:01	SSA2	0.00867	0.09100	Oversupply
9/9/2020 17:14	0:01	SSA3	0.00277	0.19400	Oversupply
9/9/2020 17:38	0:01	SSA2	0.00453	0.64200	Oversupply
9/9/2020 17:39	0:01	SSA2	0.00453	0.18100	Oversupply
9/9/2020 17:40	0:01	SSA3	0.00050	0.07400	Oversupply
9/9/2020 17:40	0:02	SSA2	0.00905	0.31900	Oversupply
9/9/2020 17:41	0:01	KWP11	0.00041	19.18469	Oversupply
9/9/2020 17:41	0:01	SSA3	0.00051	0.01100	Oversupply
9/9/2020 17:41	0:01	SSA3	0.00050	0.00200	Oversupply
9/9/2020 17:42	0:01	SSA2	0.00453	0.05800	Oversupply
9/9/2020 20:54	0:07	KWP11	0.09573	19.21064	Oversupply



Maui Curtailment Report

September 2020

Start Date and Time	Duration (minutes)	IPP Curtailed	Estimated Curtailed MWH	Peak MW Curtailed	Reasons for Curtailment
9/9/2020 21:02	0:01	KWPPII	0.00232	19.16473	Oversupply
9/9/2020 21:16	0:12	KWPPII	0.21768	19.18170	Oversupply
9/9/2020 21:34	0:01	KWPPII	0.00837	19.14477	Oversupply
9/9/2020 21:36	0:06	KWPPII	0.10406	19.19667	Oversupply
9/9/2020 21:43	0:01	KWPPII	0.01859	19.20166	Oversupply
9/9/2020 21:47	0:24	KWPPII	1.05459	19.20465	Oversupply
9/9/2020 22:12	2:45	KWPPII	31.49607	19.21064	Oversupply
9/9/2020 23:48	0:01	AWE	0.00145	20.40000	Oversupply
9/10/2020 0:30	0:12	AWE	0.44201	21.00000	Oversupply
9/10/2020 0:45	0:02	AWE	0.00515	19.00000	Oversupply
9/10/2020 0:58	0:38	KWPPII	10.89794	19.18769	Oversupply
9/10/2020 1:06	0:01	AWE	0.00021	20.50000	Oversupply
9/10/2020 1:15	0:01	AWE	0.00013	20.50000	Oversupply
9/10/2020 1:17	0:01	AWE	0.00584	19.90000	Oversupply
9/10/2020 1:22	0:07	AWE	0.05938	21.00000	Oversupply
9/10/2020 1:30	0:01	AWE	0.00141	20.50000	Oversupply
9/10/2020 1:38	0:23	KWPPII	6.54707	19.07492	Oversupply
9/10/2020 1:45	0:12	AWE	0.24657	21.00000	Oversupply
9/10/2020 2:03	0:56	KWPPII	14.17526	19.14178	Oversupply
9/10/2020 2:44	0:02	AWE	0.04184	19.10000	Oversupply
9/10/2020 2:47	0:01	AWE	0.01427	18.70000	Oversupply
9/10/2020 2:49	0:01	AWE	0.01459	19.10000	Oversupply
9/10/2020 2:51	0:02	AWE	0.03146	19.10000	Oversupply
9/10/2020 3:01	0:24	KWPPII	5.93413	18.48612	Oversupply
9/10/2020 3:10	0:01	AWE	0.00956	17.80000	Oversupply
9/10/2020 3:12	0:01	AWE	0.00081	18.80000	Oversupply
9/10/2020 3:15	0:02	AWE	0.01099	21.00000	Oversupply
9/10/2020 3:18	0:01	AWE	0.00505	21.00000	Oversupply
9/10/2020 3:27	1:54	KWPPII	16.30917	19.14777	Oversupply
9/10/2020 5:23	0:09	KWPPII	0.48975	19.13779	Oversupply
9/10/2020 6:43	0:22	SSA2	0.02252	0.05000	Oversupply
9/10/2020 6:43	0:22	SSA3	0.05795	0.03400	Oversupply
9/10/2020 6:44	0:22	KWPPII	1.52640	19.21064	Oversupply
9/10/2020 7:14	0:01	SSA3	0.00214	0.25500	Oversupply
9/10/2020 7:15	0:02	KWPPII	0.01974	19.19467	Oversupply
9/10/2020 7:15	0:02	SSA2	0.00351	0.01100	Oversupply
9/10/2020 7:15	0:02	SSA3	0.00734	0.02400	Oversupply
9/10/2020 7:16	0:01	SSA3	0.00375	-0.00300	Oversupply
9/10/2020 7:17	0:01	SSA2	0.00179	0.01000	Oversupply
9/10/2020 7:18	0:01	SSA3	0.00375	-0.00300	Oversupply
9/10/2020 7:18	0:01	SSA2	0.00179	0.02000	Oversupply
9/10/2020 7:19	0:01	SSA3	0.00367	-0.00300	Oversupply
9/10/2020 7:19	0:01	SSA2	0.00179	0.01600	Oversupply
9/10/2020 7:19	0:01	SSA3	0.00375	-0.00300	Oversupply
9/10/2020 7:21	0:01	SSA3	0.00375	0.04000	Oversupply
9/10/2020 7:22	0:01	SSA3	0.00375	0.23200	Oversupply
9/10/2020 7:24	0:01	SSA3	0.00375	0.34000	Oversupply
9/10/2020 7:24	5:39	SSA2	11.01139	0.12000	Oversupply
9/10/2020 7:25	5:38	SSA3	8.34818	0.02500	Oversupply
9/10/2020 7:26	5:38	KWPPII	102.66847	19.21064	Oversupply
9/10/2020 7:40	0:02	AWE	0.02073	20.10000	Oversupply
9/10/2020 7:45	1:24	AWE	7.93422	21.00000	Oversupply
9/10/2020 9:13	0:03	AWE	0.08422	20.50000	Oversupply
9/10/2020 9:17	1:27	AWE	6.61658	21.00000	Oversupply
9/10/2020 10:51	1:08	AWE	4.10532	21.00000	Oversupply
9/10/2020 12:00	0:13	AWE	0.23068	21.00000	Oversupply
9/10/2020 12:14	0:36	AWE	1.31536	21.00000	Oversupply
9/10/2020 12:54	0:01	AWE	0.00211	21.00000	Oversupply
9/10/2020 13:03	0:01	SSA3	0.02468	0.01800	Oversupply
9/10/2020 13:03	0:01	SSA2	0.03975	0.20600	Oversupply
9/10/2020 13:04	0:01	SSA3	0.02468	0.02700	Oversupply
9/10/2020 13:04	0:01	SSA2	0.04053	0.00100	Oversupply
9/10/2020 13:04	0:01	SSA3	0.02520	0.19700	Oversupply
9/10/2020 13:05	1:39	SSA2	4.74570	0.50100	Oversupply
9/10/2020 13:05	1:39	SSA3	3.08436	0.05800	Oversupply
9/10/2020 13:06	1:39	KWPPII	25.62679	19.19068	Oversupply
9/10/2020 13:37	0:03	AWE	0.03822	21.00000	Oversupply
9/10/2020 13:52	0:01	AWE	0.00841	21.00000	Oversupply
9/10/2020 14:04	0:01	AWE	0.00141	21.00000	Oversupply
9/10/2020 14:10	0:04	AWE	0.03694	21.00000	Oversupply
9/10/2020 14:19	0:03	AWE	0.02724	21.00000	Oversupply
9/10/2020 14:29	0:09	AWE	0.06702	21.00000	Oversupply
9/10/2020 14:44	0:01	SSA3	0.02209	-0.00300	Oversupply
9/10/2020 14:44	0:01	SSA2	0.04134	0.00000	Oversupply
9/10/2020 14:45	0:35	SSA3	0.91264	-0.00300	Oversupply



Maui Curtailment Report

September 2020

Start Date and Time	Duration (minutes)	IPP Curtailed	Estimated Curtailed MWH	Peak MW Curtailed	Reasons for Curtailment
9/10/2020 14:45	0:35	SSA2	1.59632	0.41900	Oversupply
9/10/2020 14:46	0:35	KWPPII	5.40528	19.20166	Oversupply
9/10/2020 15:20	0:01	SSA2	0.03729	0.00300	Oversupply
9/10/2020 15:20	0:01	SSA3	0.01738	0.00400	Oversupply
9/10/2020 15:20	0:01	SSA2	0.03729	0.28000	Oversupply
9/10/2020 15:21	0:01	SSA3	0.01777	0.14500	Oversupply
9/10/2020 15:21	0:01	SSA2	0.03729	0.06500	Oversupply
9/10/2020 15:22	0:01	SSA3	0.01777	0.36800	Oversupply
9/10/2020 15:22	0:01	SSA2	0.03729	0.19500	Oversupply
9/10/2020 15:22	0:05	SSA3	0.10584	0.08700	Oversupply
9/10/2020 15:23	0:04	SSA2	0.18646	0.01000	Oversupply
9/10/2020 15:24	0:04	KWPPII	0.05847	18.05700	Oversupply
9/10/2020 15:27	0:01	SSA3	0.01777	-0.00300	Oversupply
9/10/2020 15:27	0:01	SSA2	0.03729	0.43300	Oversupply
9/10/2020 15:28	0:01	SSA3	0.01777	-0.00300	Oversupply
9/10/2020 15:28	0:01	SSA2	0.03729	0.25200	Oversupply
9/10/2020 15:28	0:01	SSA3	0.01777	-0.00300	Oversupply
9/10/2020 15:29	0:01	SSA2	0.03482	0.11900	Oversupply
9/10/2020 15:29	0:01	SSA3	0.01644	0.15100	Oversupply
9/10/2020 15:30	0:01	SSA2	0.03027	0.83600	Oversupply
9/10/2020 15:30	0:01	SSA3	0.01399	0.34800	Oversupply
9/10/2020 15:31	0:01	SSA3	0.01399	0.48700	Oversupply
9/10/2020 15:31	0:01	SSA2	0.03027	1.38600	Oversupply
9/10/2020 15:32	0:01	SSA3	0.01368	0.94300	Oversupply
9/10/2020 15:32	0:01	SSA2	0.03027	1.35300	Oversupply
9/10/2020 15:32	0:01	SSA3	0.01399	1.32300	Oversupply
9/10/2020 15:33	0:01	SSA2	0.03027	0.17000	Oversupply
9/10/2020 15:33	0:01	SSA3	0.01429	0.78200	Oversupply
9/10/2020 15:33	0:01	SSA2	0.02911	1.25500	Oversupply
9/10/2020 15:34	0:02	SSA3	0.04227	0.24300	Oversupply
9/10/2020 15:34	0:02	SSA2	0.06054	0.12500	Oversupply
9/10/2020 15:35	0:02	KWPPII	0.02042	18.16578	Oversupply
9/10/2020 15:36	0:01	SSA2	0.03027	0.01000	Oversupply
9/10/2020 15:36	0:01	SSA3	0.01399	-0.00400	Oversupply
9/10/2020 15:37	0:01	SSA2	0.03027	0.38300	Oversupply
9/10/2020 15:37	0:01	SSA3	0.01429	-0.00300	Oversupply
9/10/2020 15:38	0:01	SSA2	0.03027	1.03600	Oversupply
9/10/2020 15:38	0:01	SSA3	0.01429	-0.00300	Oversupply
9/10/2020 15:38	0:01	SSA3	0.01368	-0.00300	Oversupply
9/10/2020 15:39	0:01	SSA2	0.03027	1.20100	Oversupply
9/10/2020 15:39	0:01	SSA3	0.01429	-0.00300	Oversupply
9/10/2020 15:39	0:10	SSA2	0.35148	0.35000	Oversupply
9/10/2020 15:40	0:10	SSA3	0.18530	-0.00300	Oversupply
9/10/2020 15:41	0:10	KWPPII	0.26065	18.56895	Oversupply
9/10/2020 15:50	0:01	SSA2	0.02845	0.00500	Oversupply
9/10/2020 15:50	0:01	SSA3	0.01449	0.05900	Oversupply
9/10/2020 15:51	0:01	SSA2	0.02845	0.29700	Oversupply
9/10/2020 15:51	0:01	SSA3	0.01449	0.06800	Oversupply
9/10/2020 15:52	0:02	SSA3	0.02897	0.01100	Oversupply
9/10/2020 15:52	0:03	KWPPII	0.02117	18.28553	Oversupply
9/10/2020 15:52	0:02	SSA2	0.05690	0.02700	Oversupply
9/10/2020 15:53	0:01	SSA3	0.01417	-0.00300	Oversupply
9/10/2020 15:53	0:01	SSA2	0.02845	0.02400	Oversupply
9/10/2020 15:54	0:01	SSA3	0.01449	0.01600	Oversupply
9/10/2020 15:54	0:01	SSA2	0.02845	0.21900	Oversupply
9/10/2020 15:55	0:01	SSA3	0.01480	0.11500	Oversupply
9/10/2020 15:55	0:01	SSA2	0.02845	0.53900	Oversupply
9/10/2020 15:55	0:01	SSA3	0.01449	0.12600	Oversupply
9/10/2020 15:56	0:01	SSA2	0.02845	1.26700	Oversupply
9/10/2020 15:56	0:01	SSA3	0.01417	0.11800	Oversupply
9/10/2020 15:57	0:01	SSA2	0.02845	0.64800	Oversupply
9/10/2020 15:57	0:01	SSA3	0.01512	0.14400	Oversupply
9/10/2020 15:58	0:01	SSA2	0.02845	0.76700	Oversupply
9/10/2020 15:58	0:01	SSA3	0.01449	0.14100	Oversupply
9/10/2020 15:58	0:01	SSA3	0.01449	0.32700	Oversupply
9/10/2020 15:58	0:01	SSA2	0.02845	0.76500	Oversupply
9/10/2020 15:59	0:01	SSA3	0.01077	0.51900	Oversupply
9/10/2020 16:02	0:01	SSA3	0.00672	0.12000	Oversupply
9/10/2020 16:03	0:01	SSA2	0.00445	2.21300	Oversupply
9/10/2020 16:04	0:01	SSA2	0.00437	2.20100	Oversupply
9/10/2020 16:05	0:01	SSA2	0.00445	0.11100	Oversupply
9/10/2020 16:05	0:01	SSA3	0.00644	0.13200	Oversupply
9/10/2020 18:46	0:35	KWPPII	5.11492	19.20765	Oversupply
9/10/2020 23:06	0:01	KWPPII	0.01534	17.65682	Oversupply
9/10/2020 23:19	0:09	KWPPII	0.22520	17.69974	Oversupply



Maui Curtailment Report

September 2020

Start Date and Time	Duration (minutes)	IPP Curtailed	Estimated Curtailed MWH	Peak MW Curtailed	Reasons for Curtailment
9/10/2020 23:33	1:41	KWPll	8.83183	19.18369	Oversupply
9/11/2020 1:42	0:01	KWPll	0.00267	18.43922	Oversupply
9/11/2020 1:48	0:05	KWPll	0.18447	18.38334	Oversupply
9/11/2020 1:54	0:14	KWPll	0.68817	17.67279	Oversupply
9/11/2020 2:27	0:10	KWPll	0.28076	17.37041	Oversupply
9/11/2020 2:53	0:03	KWPll	0.01764	17.12591	Oversupply
9/11/2020 2:57	0:38	KWPll	1.60152	16.81455	Oversupply
9/11/2020 3:39	0:01	KWPll	0.01689	14.45738	Oversupply
9/11/2020 6:52	0:01	SSA3	0.00127	0.09800	Oversupply
9/11/2020 6:53	0:02	SSA3	0.00265	0.01800	Oversupply
9/11/2020 6:53	0:02	SSA2	0.00068	0.00300	Oversupply
9/11/2020 6:54	0:02	KWPll	0.03677	11.30783	Oversupply
9/11/2020 6:55	0:01	SSA3	0.00124	-0.00200	Oversupply
9/11/2020 7:00	0:01	SSA3	0.00181	0.15000	Oversupply
9/11/2020 7:00	0:01	SSA2	0.00037	0.07700	Oversupply
9/11/2020 7:06	0:03	SSA3	0.00738	0.19700	Oversupply
9/11/2020 7:06	0:04	SSA2	0.00182	0.08500	Oversupply
9/11/2020 7:07	0:04	KWPll	0.06312	15.53317	Oversupply
9/11/2020 7:09	0:01	SSA3	0.00185	-0.00200	Oversupply
9/11/2020 7:28	0:01	SSA2	0.00272	0.23200	Oversupply
9/11/2020 7:28	0:01	SSA3	0.00173	0.36900	Oversupply
9/11/2020 7:28	0:01	SSA3	0.00173	0.38000	Oversupply
9/11/2020 7:28	0:01	SSA2	0.00272	0.20100	Oversupply
9/11/2020 7:29	4:31	SSA3	6.39770	0.07600	Oversupply
9/11/2020 7:29	4:31	SSA2	8.43700	0.00700	Oversupply
9/11/2020 7:30	7:30	KWPll	78.93455	18.78651	Oversupply
9/11/2020 10:20	1:34	AWE	4.12178	21.00000	Oversupply
9/11/2020 12:00	0:01	SSA2	0.04117	0.01300	Oversupply
9/11/2020 12:00	0:01	SSA3	0.02377	0.08000	Oversupply
9/11/2020 12:01	0:01	SSA3	0.02483	0.01200	Oversupply
9/11/2020 12:01	2:59	SSA2	8.50805	0.07200	Oversupply
9/11/2020 12:01	2:58	SSA3	5.24745	0.01100	Oversupply
9/11/2020 14:59	0:01	SSA3	0.01793	-0.00300	Oversupply
9/11/2020 15:00	0:01	SSA2	0.03767	0.25500	Oversupply
9/11/2020 15:00	0:01	SSA3	0.01900	0.20900	Oversupply
9/11/2020 15:01	0:01	SSA2	0.03767	0.47900	Oversupply
9/11/2020 15:01	0:01	SSA3	0.01942	0.06700	Oversupply
9/11/2020 15:02	0:03	KWPll	0.03953	18.06199	Oversupply
9/11/2020 15:02	0:01	SSA2	0.03767	0.01000	Oversupply
9/11/2020 15:02	0:02	SSA3	0.05785	0.00800	Oversupply
9/11/2020 15:02	0:07	SSA2	0.30065	0.00100	Oversupply
9/11/2020 15:04	0:01	SSA3	0.01985	0.03400	Oversupply
9/11/2020 15:05	0:01	SSA3	0.01985	0.06100	Oversupply
9/11/2020 15:05	0:05	SSA3	0.13681	0.02200	Oversupply
9/11/2020 15:06	0:06	KWPll	0.04771	16.97023	Oversupply
9/11/2020 15:09	0:01	SSA2	0.03767	0.04300	Oversupply
9/11/2020 15:10	0:01	SSA2	0.03767	0.00800	Oversupply
9/11/2020 15:11	0:01	SSA3	0.01942	0.06000	Oversupply
9/11/2020 15:11	0:01	SSA2	0.03767	0.14700	Oversupply
9/11/2020 15:12	0:01	SSA3	0.01985	0.01200	Oversupply
9/11/2020 15:12	0:01	SSA2	0.03767	0.03200	Oversupply
9/11/2020 15:12	0:01	SSA3	0.01942	0.38500	Oversupply
9/11/2020 15:13	0:01	SSA2	0.03767	0.43400	Oversupply
9/11/2020 15:13	0:01	SSA3	0.01942	0.44500	Oversupply
9/11/2020 15:14	0:01	SSA2	0.03767	1.32500	Oversupply
9/11/2020 15:14	0:01	SSA3	0.01758	0.73400	Oversupply
9/11/2020 15:15	0:01	SSA2	0.01417	0.38500	Oversupply
9/11/2020 15:15	0:01	SSA3	0.00402	0.72300	Oversupply
9/11/2020 15:15	0:01	SSA2	0.01417	0.62100	Oversupply
9/11/2020 15:15	0:01	SSA3	0.00411	0.70800	Oversupply
9/11/2020 15:16	0:01	SSA3	0.00411	0.87300	Oversupply
9/11/2020 15:16	0:01	SSA2	0.01417	0.18100	Oversupply
9/11/2020 15:17	0:01	SSA3	0.00402	0.67100	Oversupply
9/11/2020 15:17	0:01	SSA2	0.01417	0.99300	Oversupply
9/11/2020 15:18	0:01	SSA3	0.00394	0.33900	Oversupply
9/11/2020 15:18	0:01	SSA2	0.01389	0.33600	Oversupply
9/11/2020 15:19	0:01	SSA3	0.00394	0.25600	Oversupply
9/11/2020 15:19	0:01	SSA2	0.01389	0.36800	Oversupply
9/11/2020 15:19	0:01	SSA3	0.00402	0.39600	Oversupply
9/11/2020 15:20	0:01	SSA2	0.01417	0.92200	Oversupply
9/11/2020 15:20	0:01	SSA3	0.00394	0.47900	Oversupply
9/11/2020 15:21	0:01	SSA2	0.01417	1.91700	Oversupply
9/11/2020 15:21	0:01	SSA3	0.00394	0.52100	Oversupply
9/12/2020 8:36	0:01	SSA3	0.00387	1.01000	Oversupply
9/12/2020 8:36	0:01	SSA2	0.00735	1.11800	Oversupply



Maui Curtailment Report

September 2020

Start Date and Time	Duration (minutes)	IPP Curtailed	Estimated Curtailed MWH	Peak MW Curtailed	Reasons for Curtailment
9/12/2020 8:37	0:01	SSA3	0.00378	0.66000	Oversupply
9/12/2020 8:37	0:02	SSA2	0.01456	0.26700	Oversupply
9/12/2020 8:38	0:01	SSA3	0.00395	0.79200	Oversupply
9/12/2020 8:38	0:01	SSA3	0.00395	0.71100	Oversupply
9/12/2020 8:39	0:01	SSA2	0.00735	0.51100	Oversupply
9/12/2020 8:39	0:01	SSA3	0.00387	0.47900	Oversupply
9/12/2020 8:40	0:01	SSA2	0.00735	0.79000	Oversupply
9/12/2020 8:40	0:01	SSA3	0.00378	0.84900	Oversupply
9/12/2020 8:41	0:01	SSA2	0.00735	0.46900	Oversupply
9/12/2020 8:41	0:01	SSA3	0.00387	0.81100	Oversupply
9/12/2020 8:41	0:01	SSA2	0.00735	0.65300	Oversupply
9/12/2020 8:42	0:01	SSA3	0.00387	0.40200	Oversupply
9/12/2020 8:42	0:02	SSA2	0.01471	0.01500	Oversupply
9/12/2020 8:42	0:01	SSA3	0.00387	0.00800	Oversupply
9/12/2020 8:43	0:01	SSA3	0.00387	0.00400	Oversupply
9/12/2020 8:44	0:01	SSA3	0.00510	0.08400	Oversupply
9/12/2020 8:44	0:01	SSA2	0.01170	0.13600	Oversupply
9/12/2020 8:45	0:01	SSA3	0.01430	0.12400	Oversupply
9/12/2020 8:45	0:01	SSA2	0.01988	0.13500	Oversupply
9/12/2020 8:45	0:02	SSA3	0.02861	0.11300	Oversupply
9/12/2020 8:46	0:01	SSA2	0.01988	0.12300	Oversupply
9/12/2020 8:47	0:01	SSA2	0.01988	0.14400	Oversupply
9/12/2020 8:47	0:01	SSA3	0.01430	0.13800	Oversupply
9/12/2020 8:47	0:01	SSA2	0.01988	0.07500	Oversupply
9/12/2020 8:48	0:05	SSA3	0.08676	0.05400	Oversupply
9/12/2020 8:48	0:03	SSA2	0.07914	0.00600	Oversupply
9/12/2020 8:49	0:04	KWPll	0.10793	4.34111	Oversupply
9/12/2020 8:52	0:01	SSA2	0.01988	0.00100	Oversupply
9/12/2020 8:52	0:01	SSA3	0.01430	0.04400	Oversupply
9/12/2020 8:53	0:19	SSA2	0.48245	0.07000	Oversupply
9/12/2020 8:53	0:18	SSA3	0.36162	0.11000	Oversupply
9/12/2020 8:54	0:19	KWPll	0.54221	4.78520	Oversupply
9/12/2020 9:08	0:03	AWE	0.01808	18.80000	Oversupply
9/12/2020 9:12	0:01	SSA3	0.01543	0.05100	Oversupply
9/12/2020 9:12	0:01	SSA2	0.02315	-0.00100	Oversupply
9/12/2020 9:12	0:01	SSA3	0.01543	0.42800	Oversupply
9/12/2020 9:13	0:01	SSA2	0.02315	0.04100	Oversupply
9/12/2020 9:13	0:01	SSA3	0.01577	0.52900	Oversupply
9/12/2020 9:13	0:01	SSA2	0.02271	0.09700	Oversupply
9/12/2020 9:14	0:01	SSA3	0.01516	0.34700	Oversupply
9/12/2020 9:14	0:01	SSA2	0.02164	0.35800	Oversupply
9/12/2020 9:15	0:01	SSA2	0.02204	1.08200	Oversupply
9/12/2020 9:15	0:01	SSA3	0.01547	1.15900	Oversupply
9/12/2020 9:16	0:01	SSA2	0.02204	1.33800	Oversupply
9/12/2020 9:16	0:01	SSA3	0.01547	1.10000	Oversupply
9/12/2020 9:17	0:12	SSA2	0.30771	0.05100	Oversupply
9/12/2020 9:17	0:11	SSA3	0.22194	0.69300	Oversupply
9/12/2020 9:18	0:11	KWPll	0.24068	4.20039	Oversupply
9/12/2020 9:28	0:01	SSA3	0.01547	0.25600	Oversupply
9/12/2020 9:29	0:01	SSA3	0.01580	0.07800	Oversupply
9/12/2020 9:29	0:01	SSA2	0.01828	0.05600	Oversupply
9/12/2020 9:30	0:01	SSA3	0.00836	0.45700	Oversupply
9/12/2020 9:30	0:01	SSA2	0.01726	0.22800	Oversupply
9/12/2020 9:30	0:01	SSA3	0.00854	0.59700	Oversupply
9/12/2020 9:31	0:01	SSA2	0.01726	0.60800	Oversupply
9/12/2020 9:31	0:01	SSA3	0.00836	0.47400	Oversupply
9/12/2020 9:32	0:01	SSA2	0.01659	0.70100	Oversupply
9/12/2020 9:32	0:01	SSA3	0.00854	0.62100	Oversupply
9/12/2020 9:32	0:01	SSA2	0.01726	0.00900	Oversupply
9/12/2020 9:33	0:01	SSA3	0.00818	0.31400	Oversupply
9/12/2020 9:33	0:01	SSA2	0.01726	0.41900	Oversupply
9/12/2020 9:33	0:01	SSA3	0.00818	0.46200	Oversupply
9/12/2020 9:34	0:01	SSA3	0.00836	0.59400	Oversupply
9/12/2020 9:34	0:01	SSA2	0.01726	0.60500	Oversupply
9/12/2020 9:35	0:01	SSA3	0.00836	0.73800	Oversupply
9/12/2020 9:35	0:01	SSA2	0.01726	0.58800	Oversupply
9/12/2020 9:36	0:01	SSA3	0.00854	0.77300	Oversupply
9/12/2020 9:36	0:01	SSA2	0.01726	0.57400	Oversupply
9/12/2020 9:36	0:01	SSA3	0.00854	0.37200	Oversupply
9/12/2020 9:37	0:01	SSA2	0.01726	0.53300	Oversupply
9/12/2020 9:37	0:01	SSA3	0.00836	1.22000	Oversupply
9/12/2020 9:38	0:01	SSA2	0.01726	1.03900	Oversupply
9/12/2020 9:38	0:01	SSA3	0.00854	0.91800	Oversupply
9/12/2020 9:38	0:01	SSA2	0.01692	0.90300	Oversupply
9/12/2020 9:39	0:01	SSA3	0.00854	0.73700	Oversupply



Maui Curtailment Report

September 2020

Start Date and Time	Duration (minutes)	IPP Curtailed	Estimated Curtailed MWH	Peak MW Curtailed	Reasons for Curtailment
9/12/2020 9:39	0:01	SSA2	0.01726	1.46900	Oversupply
9/12/2020 9:40	0:01	SSA3	0.00854	1.20600	Oversupply
9/12/2020 9:40	0:01	SSA2	0.01726	1.18500	Oversupply
9/12/2020 9:40	0:01	SSA3	0.00854	1.28500	Oversupply
9/12/2020 9:41	0:01	SSA2	0.01726	1.65500	Oversupply
9/12/2020 9:41	0:01	SSA3	0.00818	1.45300	Oversupply
9/12/2020 9:42	0:01	SSA3	0.00836	1.28600	Oversupply
9/12/2020 9:42	0:01	SSA2	0.01726	0.97900	Oversupply
9/12/2020 9:43	0:01	SSA3	0.00836	1.10200	Oversupply
9/12/2020 9:43	0:01	SSA2	0.01726	0.67500	Oversupply
9/12/2020 9:43	0:01	SSA3	0.00836	1.46200	Oversupply
9/12/2020 9:44	0:01	SSA2	0.01724	1.66100	Oversupply
9/12/2020 9:45	0:01	SSA2	0.01939	1.92700	Oversupply
9/12/2020 9:45	0:01	SSA3	0.00950	1.47700	Oversupply
9/12/2020 9:46	0:01	SSA2	0.01939	2.05300	Oversupply
9/12/2020 9:46	0:01	SSA3	0.00929	1.50500	Oversupply
9/12/2020 9:47	0:01	SSA2	0.01939	1.01200	Oversupply
9/12/2020 9:47	0:01	SSA3	0.00950	1.51400	Oversupply
9/12/2020 9:48	0:01	SSA3	0.00929	1.03900	Oversupply
9/12/2020 9:48	0:01	SSA2	0.01939	0.83400	Oversupply
9/12/2020 9:49	0:01	SSA3	0.00970	1.08100	Oversupply
9/12/2020 9:49	0:01	SSA2	0.01939	0.89500	Oversupply
9/12/2020 9:50	0:01	SSA3	0.00970	0.85300	Oversupply
9/12/2020 9:50	0:01	SSA2	0.01939	0.09500	Oversupply
9/12/2020 9:50	0:01	SSA3	0.00950	0.91600	Oversupply
9/12/2020 9:51	0:01	SSA2	0.01939	0.82900	Oversupply
9/12/2020 9:51	0:01	SSA3	0.00950	0.27200	Oversupply
9/12/2020 9:51	0:01	SSA2	0.01939	0.32500	Oversupply
9/12/2020 9:52	0:01	SSA3	0.00929	0.69700	Oversupply
9/12/2020 9:52	0:01	SSA2	0.01939	1.15800	Oversupply
9/12/2020 9:53	0:01	SSA3	0.00950	0.96000	Oversupply
9/12/2020 9:53	0:01	SSA2	0.01864	0.83800	Oversupply
9/12/2020 9:53	0:01	SSA3	0.00970	1.19000	Oversupply
9/12/2020 9:54	0:01	SSA2	0.01939	1.12500	Oversupply
9/12/2020 9:54	0:01	SSA3	0.00950	1.02600	Oversupply
9/12/2020 9:55	0:01	SSA2	0.01939	0.29000	Oversupply
9/12/2020 9:55	0:01	SSA3	0.00950	0.29200	Oversupply
9/12/2020 9:56	0:01	SSA3	0.00970	0.30500	Oversupply
9/12/2020 9:56	0:01	SSA2	0.01939	0.06900	Oversupply
9/12/2020 9:56	0:01	SSA3	0.00950	0.33000	Oversupply
9/12/2020 9:57	0:01	SSA2	0.01939	0.44500	Oversupply
9/12/2020 9:57	0:01	SSA3	0.00950	0.89700	Oversupply
9/12/2020 9:58	0:01	SSA2	0.01939	0.70900	Oversupply
9/12/2020 9:58	0:01	SSA3	0.00950	0.24500	Oversupply
9/12/2020 9:58	0:01	SSA2	0.01939	0.34900	Oversupply
9/12/2020 9:59	0:09	SSA3	0.24495	0.08100	Oversupply
9/12/2020 9:59	0:09	SSA2	0.32972	0.03000	Oversupply
9/12/2020 10:00	0:09	KWPll	0.18243	1.79432	Oversupply
9/12/2020 10:03	0:02	AWE	0.01377	19.50000	Oversupply
9/12/2020 10:06	0:03	AWE	0.07544	19.60000	Oversupply
9/12/2020 10:08	0:01	SSA2	0.03292	-0.00400	Oversupply
9/12/2020 10:08	0:01	SSA3	0.02122	0.00400	Oversupply
9/12/2020 10:09	0:01	SSA2	0.03357	0.11700	Oversupply
9/12/2020 10:09	0:01	SSA3	0.02122	0.42500	Oversupply
9/12/2020 10:10	0:01	SSA3	0.02122	0.29500	Oversupply
9/12/2020 10:10	0:01	SSA2	0.03357	0.08200	Oversupply
9/12/2020 10:10	3:01	SSA3	5.54204	0.02700	Oversupply
9/12/2020 10:10	3:01	SSA2	7.68504	0.00300	Oversupply
9/12/2020 10:11	3:01	KWPll	21.40190	17.07701	Oversupply
9/12/2020 10:13	0:09	AWE	0.31018	20.00000	Oversupply
9/12/2020 10:24	2:39	AWE	10.57000	21.00000	Oversupply
9/12/2020 13:05	0:02	AWE	0.00685	20.10000	Oversupply
9/12/2020 13:11	0:01	SSA2	0.04122	0.00000	Oversupply
9/12/2020 13:11	0:01	SSA3	0.02364	0.07200	Oversupply
9/12/2020 13:12	0:01	SSA2	0.04122	0.08700	Oversupply
9/12/2020 13:12	0:01	SSA3	0.02364	0.03800	Oversupply
9/12/2020 13:13	0:30	SSA2	1.44438	0.10100	Oversupply
9/12/2020 13:13	0:30	SSA3	0.95118	0.04800	Oversupply
9/12/2020 13:14	0:30	KWPll	2.91749	12.09222	Oversupply
9/12/2020 13:43	0:01	SSA3	0.02457	0.08800	Oversupply
9/12/2020 13:43	0:01	SSA2	0.04128	0.08800	Oversupply
9/12/2020 13:44	0:01	SSA3	0.02405	0.33300	Oversupply
9/12/2020 13:44	0:01	SSA2	0.03492	0.12000	Oversupply
9/12/2020 13:44	0:01	SSA3	0.00522	0.55900	Oversupply
9/12/2020 13:45	0:01	SSA2	0.02181	0.10000	Oversupply



Maui Curtailment Report

September 2020

Start Date and Time	Duration (minutes)	IPP Curtailed	Estimated Curtailed MWH	Peak MW Curtailed	Reasons for Curtailment
9/12/2020 13:45	0:01	SSA3	0.00400	0.79900	Oversupply
9/12/2020 13:46	0:01	SSA2	0.02181	0.10700	Oversupply
9/12/2020 13:46	0:01	SSA3	0.00382	1.45400	Oversupply
9/12/2020 13:47	0:01	SSA2	0.02181	0.13800	Oversupply
9/12/2020 13:47	0:01	SSA3	0.00400	1.84900	Oversupply
9/12/2020 13:47	0:01	SSA2	0.02181	0.17000	Oversupply
9/12/2020 13:48	0:01	SSA3	0.00399	1.88400	Oversupply
9/12/2020 13:48	0:01	SSA2	0.02097	0.46000	Oversupply
9/12/2020 13:48	0:01	SSA3	0.00391	1.72700	Oversupply
9/12/2020 13:49	0:01	SSA2	0.02097	0.89500	Oversupply
9/12/2020 13:49	0:01	SSA3	0.00400	1.84100	Oversupply
9/12/2020 13:50	0:01	SSA3	0.00391	1.98100	Oversupply
9/12/2020 13:50	0:01	SSA2	0.02181	1.72500	Oversupply
9/12/2020 13:51	0:01	SSA3	0.00391	1.78100	Oversupply
9/12/2020 13:51	0:01	SSA2	0.02181	2.65000	Oversupply
9/12/2020 13:51	0:01	SSA3	0.00400	1.22900	Oversupply
9/12/2020 13:52	0:01	SSA2	0.02181	0.07400	Oversupply
9/12/2020 13:52	0:01	SSA3	0.00391	0.95100	Oversupply
9/12/2020 13:53	0:01	SSA2	0.02181	0.99500	Oversupply
9/12/2020 13:53	0:01	SSA3	0.00391	0.94200	Oversupply
9/12/2020 13:53	0:01	SSA2	0.02181	0.75900	Oversupply
9/12/2020 13:54	0:01	SSA3	0.00391	1.47400	Oversupply
9/12/2020 13:54	0:01	SSA2	0.02181	1.47800	Oversupply
9/12/2020 13:58	0:01	SSA3	0.00399	1.97100	Oversupply
9/12/2020 13:58	0:01	SSA2	0.02181	2.39500	Oversupply
9/12/2020 13:58	0:01	SSA3	0.00383	1.84100	Oversupply
9/12/2020 13:59	0:01	SSA2	0.02181	1.88300	Oversupply
9/12/2020 13:59	0:01	SSA3	0.00568	1.65200	Oversupply
9/12/2020 13:59	0:01	SSA2	0.01751	1.88000	Oversupply
9/12/2020 14:00	0:01	SSA3	0.00503	1.98100	Oversupply
9/12/2020 14:01	0:01	SSA3	0.00473	1.52200	Oversupply
9/12/2020 14:02	0:01	SSA2	0.01725	2.42700	Oversupply
9/12/2020 14:04	0:01	SSA3	0.00483	1.59600	Oversupply
9/12/2020 14:04	0:01	SSA2	0.01691	2.88300	Oversupply
9/12/2020 14:05	0:01	SSA3	0.00483	1.53200	Oversupply
9/12/2020 14:05	0:01	SSA2	0.01725	0.64400	Oversupply
9/12/2020 14:05	0:01	SSA3	0.00462	1.29700	Oversupply
9/12/2020 14:06	0:01	SSA2	0.01725	1.31500	Oversupply
9/12/2020 14:06	0:01	SSA3	0.00483	1.33700	Oversupply
9/12/2020 14:06	0:01	SSA2	0.01725	0.34200	Oversupply
9/12/2020 14:07	0:01	SSA3	0.00473	0.63600	Oversupply
9/12/2020 14:07	0:01	SSA2	0.01725	0.42600	Oversupply
9/12/2020 14:08	0:01	SSA3	0.00473	0.12700	Oversupply
9/12/2020 14:08	0:01	SSA2	0.01725	0.70100	Oversupply
9/12/2020 14:08	0:01	SSA3	0.00473	0.66600	Oversupply
9/12/2020 14:09	0:01	SSA2	0.01725	1.32800	Oversupply
9/12/2020 14:09	0:01	SSA3	0.00483	1.25500	Oversupply
9/12/2020 14:10	0:01	SSA2	0.01725	1.34500	Oversupply
9/12/2020 14:10	0:01	SSA3	0.00462	1.23900	Oversupply
9/12/2020 14:11	0:01	SSA2	0.01725	1.58800	Oversupply
9/12/2020 14:11	0:01	SSA3	0.00462	1.60000	Oversupply
9/12/2020 14:11	0:01	SSA3	0.00483	1.83200	Oversupply
9/12/2020 14:12	0:01	SSA2	0.01725	2.68500	Oversupply
9/12/2020 14:12	0:01	SSA3	0.00473	1.80600	Oversupply
9/12/2020 14:21	0:01	SSA3	0.00029	1.91100	Oversupply
9/12/2020 14:21	0:01	SSA2	0.00246	2.56800	Oversupply
9/12/2020 14:21	0:01	SSA3	0.00029	1.90200	Oversupply
9/12/2020 14:22	0:01	SSA2	0.00246	1.60400	Oversupply
9/12/2020 14:22	0:01	SSA3	0.00028	1.88800	Oversupply
9/12/2020 14:23	0:01	SSA2	0.00246	1.84500	Oversupply
9/12/2020 14:23	0:01	SSA3	0.00028	1.87500	Oversupply
9/12/2020 14:24	0:01	SSA2	0.00246	2.22200	Oversupply
9/12/2020 14:24	0:01	SSA3	0.00029	1.85900	Oversupply
9/12/2020 14:25	0:01	SSA3	0.00029	1.85200	Oversupply
9/12/2020 14:25	0:01	SSA2	0.00246	0.89600	Oversupply
9/13/2020 1:08	0:01	AWE	0.00167	0.10000	Oversupply
9/13/2020 1:12	0:01	AWE	0.00167	0.10000	Oversupply
9/13/2020 1:22	0:02	AWE	0.00333	0.10000	Oversupply
9/13/2020 1:35	0:02	KWPPI	0.03157	13.82767	Oversupply
9/13/2020 1:38	0:04	KWPPI	0.02419	12.74090	Oversupply
9/13/2020 1:43	0:20	KWPPI	0.76988	17.57399	Oversupply
9/13/2020 2:04	0:01	KWPPI	0.00554	15.02422	Oversupply
9/13/2020 2:07	0:02	KWPPI	0.00648	14.91644	Oversupply
9/13/2020 2:29	0:02	KWPPI	0.01938	16.39641	Oversupply
9/13/2020 2:40	0:01	KWPPI	0.00297	16.69579	Oversupply



Maui Curtailment Report

September 2020

Start Date and Time	Duration (minutes)	IPP Curtailed	Estimated Curtailed MWH	Peak MW Curtailed	Reasons for Curtailment
9/13/2020 2:43	0:01	KWPPII	0.00068	16.98719	Oversupply
9/13/2020 2:46	0:02	KWPPII	0.00270	17.51911	Oversupply
9/13/2020 2:53	0:01	KWPPII	0.00361	16.91834	Oversupply
9/13/2020 3:04	0:05	KWPPII	0.08812	16.06109	Oversupply
9/13/2020 3:10	0:01	KWPPII	0.00103	15.56710	Oversupply
9/13/2020 3:14	0:13	KWPPII	0.20504	16.89139	Oversupply
9/13/2020 3:28	0:04	KWPPII	0.02674	16.08904	Oversupply
9/13/2020 3:33	0:16	KWPPII	0.20080	17.24666	Oversupply
9/13/2020 3:54	0:01	KWPPII	0.00341	16.82154	Oversupply
9/13/2020 3:56	0:02	KWPPII	0.02228	16.70278	Oversupply
9/13/2020 6:43	0:01	AWE	0.00333	0.20000	Oversupply
9/13/2020 7:06	0:01	SSA3	0.00173	0.10100	Oversupply
9/13/2020 7:10	0:01	SSA3	0.00173	0.11500	Oversupply
9/13/2020 7:11	0:01	SSA3	0.00173	0.03800	Oversupply
9/13/2020 7:11	0:01	SSA2	0.00103	0.01000	Oversupply
9/13/2020 7:12	0:02	KWPPII	0.00916	16.14991	Oversupply
9/13/2020 7:12	0:01	SSA3	0.00173	0.05000	Oversupply
9/13/2020 7:12	0:01	SSA2	0.00103	0.00800	Oversupply
9/13/2020 7:14	0:02	SSA2	0.00510	0.10000	Oversupply
9/13/2020 7:14	1:56	SSA3	1.57555	0.26400	Oversupply
9/13/2020 7:16	1:48	KWPPII	9.97658	16.76365	Oversupply
9/13/2020 7:16	1:47	SSA2	1.18348	0.00700	Oversupply
9/13/2020 9:03	0:01	SSA2	0.00872	0.00000	Oversupply
9/13/2020 9:04	0:07	SSA2	0.06974	0.00000	Oversupply
9/13/2020 9:05	0:06	KWPPII	0.10815	4.51275	Oversupply
9/13/2020 9:10	0:01	SSA3	0.01680	0.00800	Oversupply
9/13/2020 9:11	0:01	SSA2	0.00872	0.01200	Oversupply
9/13/2020 9:11	0:01	SSA3	0.01716	0.17800	Oversupply
9/13/2020 9:12	0:01	SSA2	0.00872	0.04600	Oversupply
9/13/2020 9:12	0:04	SSA3	0.07694	0.12100	Oversupply
9/13/2020 9:12	0:03	SSA2	0.03778	0.00300	Oversupply
9/13/2020 9:13	0:04	KWPPII	0.02975	3.83814	Oversupply
9/13/2020 9:16	0:01	SSA3	0.01130	-0.00100	Oversupply
9/13/2020 9:16	0:01	SSA2	0.01519	0.05200	Oversupply
9/13/2020 9:16	0:01	SSA3	0.01180	0.07500	Oversupply
9/13/2020 9:17	0:01	SSA2	0.01519	0.16800	Oversupply
9/13/2020 9:17	0:01	SSA3	0.01155	0.14000	Oversupply
9/13/2020 9:18	0:01	SSA2	0.01519	0.14300	Oversupply
9/13/2020 9:18	0:01	SSA3	0.01155	0.09300	Oversupply
9/13/2020 9:19	0:01	SSA2	0.01460	0.11100	Oversupply
9/13/2020 9:19	0:01	SSA3	0.01180	0.20600	Oversupply
9/13/2020 9:19	0:01	SSA2	0.01519	0.01100	Oversupply
9/13/2020 9:19	0:01	SSA3	0.01155	0.01900	Oversupply
9/13/2020 9:20	0:01	SSA2	0.01519	0.17400	Oversupply
9/13/2020 9:20	0:01	SSA3	0.01130	0.20700	Oversupply
9/13/2020 9:21	0:01	SSA3	0.01205	0.23500	Oversupply
9/13/2020 9:21	0:01	SSA2	0.01519	0.32200	Oversupply
9/13/2020 9:22	0:01	SSA3	0.01155	0.33400	Oversupply
9/13/2020 9:22	0:01	SSA2	0.01519	0.54800	Oversupply
9/13/2020 9:23	0:01	SSA3	0.01155	0.61400	Oversupply
9/13/2020 9:23	0:01	SSA2	0.01519	0.88500	Oversupply
9/13/2020 9:23	0:01	SSA3	0.01155	0.53000	Oversupply
9/13/2020 9:24	0:01	SSA2	0.01519	0.26600	Oversupply
9/13/2020 9:24	0:01	SSA3	0.01155	0.21900	Oversupply
9/13/2020 9:25	0:01	SSA2	0.01519	0.44100	Oversupply
9/13/2020 9:25	0:01	SSA3	0.01180	0.57800	Oversupply
9/13/2020 9:25	0:01	SSA2	0.01519	0.55000	Oversupply
9/13/2020 9:26	0:01	SSA3	0.01180	0.69300	Oversupply
9/13/2020 9:26	0:01	SSA2	0.01519	1.03700	Oversupply
9/13/2020 9:26	0:01	SSA3	0.01155	0.99300	Oversupply
9/13/2020 9:27	0:01	SSA2	0.01519	0.84300	Oversupply
9/13/2020 9:27	0:01	SSA3	0.01130	1.33700	Oversupply
9/13/2020 9:29	0:01	SSA3	0.00139	1.42700	Oversupply
9/13/2020 9:30	0:01	SSA2	0.00749	1.86700	Oversupply
9/13/2020 9:30	0:02	SSA3	0.00455	1.43000	Oversupply
9/13/2020 9:31	0:01	SSA2	0.00749	1.10600	Oversupply
9/13/2020 9:31	0:01	SSA2	0.00749	1.20200	Oversupply
9/13/2020 9:32	0:01	SSA3	0.00220	1.44100	Oversupply
9/13/2020 9:32	0:01	SSA2	0.00749	1.31500	Oversupply
9/13/2020 9:33	0:01	SSA3	0.00230	1.25000	Oversupply
9/13/2020 9:33	0:01	SSA2	0.00735	0.27600	Oversupply
9/13/2020 9:33	0:01	SSA3	0.00225	0.82000	Oversupply
9/13/2020 9:34	0:01	SSA2	0.00749	1.09700	Oversupply
9/13/2020 9:34	0:01	SSA3	0.00230	0.88200	Oversupply
9/13/2020 9:35	0:01	SSA3	0.00230	1.44500	Oversupply



Maui Curtailment Report

September 2020

Start Date and Time	Duration (minutes)	IPP Curtailed	Estimated Curtailed MWH	Peak MW Curtailed	Reasons for Curtailment
9/13/2020 9:35	0:01	SSA2	0.00749	1.61900	Oversupply
9/13/2020 9:36	0:01	SSA3	0.00230	1.45400	Oversupply
9/13/2020 9:36	0:01	SSA2	0.00749	1.11100	Oversupply
9/13/2020 9:36	0:01	SSA3	0.00225	1.45600	Oversupply
9/13/2020 9:37	0:01	SSA2	0.00749	1.53700	Oversupply
9/13/2020 9:37	0:01	SSA3	0.00230	1.46300	Oversupply
9/13/2020 9:38	0:01	SSA2	0.00735	1.61900	Oversupply
9/13/2020 9:38	0:01	SSA3	0.00230	1.46700	Oversupply
9/13/2020 9:38	0:01	SSA2	0.00749	1.70700	Oversupply
9/13/2020 9:39	0:01	SSA3	0.00220	1.46900	Oversupply
9/13/2020 10:15	0:01	SSA2	0.00460	2.50000	Oversupply
9/13/2020 10:17	0:01	SSA2	0.00460	2.26200	Oversupply
9/13/2020 10:18	0:01	SSA2	0.00451	2.51300	Oversupply
9/13/2020 10:19	0:01	SSA2	0.00451	2.45500	Oversupply
9/13/2020 10:23	0:01	SSA2	0.00460	2.65400	Oversupply
9/13/2020 10:23	0:01	SSA2	0.00460	2.09100	Oversupply
9/13/2020 10:24	0:01	SSA3	0.00197	1.72700	Oversupply
9/13/2020 10:24	0:01	SSA2	0.00460	0.11200	Oversupply
9/13/2020 10:25	0:01	SSA3	0.00193	1.43000	Oversupply
9/13/2020 10:25	0:01	SSA2	0.00460	1.36400	Oversupply
9/13/2020 10:26	0:01	SSA3	0.00197	1.68000	Oversupply
9/13/2020 10:26	0:01	SSA2	0.00460	2.20900	Oversupply
9/13/2020 10:26	0:02	SSA3	0.00570	1.72000	Oversupply
9/13/2020 10:27	0:01	SSA2	0.00460	2.10200	Oversupply
9/13/2020 10:29	0:01	SSA2	0.00460	2.46600	Oversupply
9/13/2020 10:29	0:01	SSA3	0.00197	1.70900	Oversupply
9/13/2020 10:29	0:01	SSA3	0.00580	1.72000	Oversupply
9/13/2020 10:29	0:01	SSA2	0.01717	1.27400	Oversupply
9/13/2020 10:30	0:01	SSA3	0.00719	1.75100	Oversupply
9/13/2020 10:30	0:01	SSA2	0.01955	1.13400	Oversupply
9/13/2020 10:31	0:01	SSA3	0.00734	1.75400	Oversupply
9/13/2020 10:31	0:01	SSA2	0.01955	1.80900	Oversupply
9/13/2020 10:32	0:01	SSA3	0.00719	1.74000	Oversupply
9/13/2020 10:32	0:01	SSA2	0.01955	1.13000	Oversupply
9/13/2020 10:33	0:01	SSA3	0.00734	1.12800	Oversupply
9/13/2020 10:33	0:01	SSA2	0.01955	0.96800	Oversupply
9/13/2020 10:33	0:01	SSA3	0.00719	1.04500	Oversupply
9/13/2020 10:34	0:01	SSA2	0.01918	1.06300	Oversupply
9/13/2020 10:34	0:01	SSA3	0.00734	1.18500	Oversupply
9/13/2020 10:35	0:01	SSA2	0.01955	1.39200	Oversupply
9/13/2020 10:35	0:01	SSA3	0.00719	1.07000	Oversupply
9/13/2020 10:36	0:01	SSA2	0.01955	1.23000	Oversupply
9/13/2020 10:36	0:01	SSA3	0.00719	1.14800	Oversupply
9/13/2020 10:36	0:01	SSA2	0.01955	1.74400	Oversupply
9/13/2020 10:36	0:01	SSA3	0.00719	1.47400	Oversupply
9/13/2020 10:37	0:01	SSA3	0.00734	1.76700	Oversupply
9/13/2020 10:37	0:01	SSA2	0.01955	1.33100	Oversupply
9/13/2020 10:38	0:01	SSA3	0.00719	1.77700	Oversupply
9/13/2020 10:38	0:01	SSA2	0.01955	2.39700	Oversupply
9/13/2020 10:39	0:01	SSA3	0.00719	1.78100	Oversupply
9/13/2020 10:39	0:01	SSA2	0.01955	1.26400	Oversupply
9/13/2020 10:39	0:01	SSA3	0.00719	1.63700	Oversupply
9/13/2020 10:40	0:01	SSA2	0.01955	0.99600	Oversupply
9/13/2020 10:40	0:01	SSA3	0.00703	1.39800	Oversupply
9/13/2020 10:41	0:01	SSA2	0.01955	0.76200	Oversupply
9/13/2020 10:41	0:01	SSA3	0.00719	1.18100	Oversupply
9/13/2020 10:42	0:01	SSA2	0.01955	1.24100	Oversupply
9/13/2020 10:42	0:01	SSA3	0.00703	0.94800	Oversupply
9/13/2020 10:42	0:01	SSA2	0.01955	0.31300	Oversupply
9/13/2020 10:42	0:01	SSA3	0.00719	0.46000	Oversupply
9/13/2020 10:43	0:01	SSA3	0.00719	0.93600	Oversupply
9/13/2020 10:43	0:01	SSA2	0.01955	1.05600	Oversupply
9/13/2020 10:44	0:01	SSA3	0.01226	1.16600	Oversupply
9/13/2020 10:44	0:01	SSA2	0.02794	1.24600	Oversupply
9/13/2020 10:45	0:01	SSA3	0.02009	0.93500	Oversupply
9/13/2020 10:45	0:01	SSA2	0.03477	0.29600	Oversupply
9/13/2020 10:46	0:01	SSA3	0.02053	0.74000	Oversupply
9/13/2020 10:46	0:01	SSA2	0.03477	0.57200	Oversupply
9/13/2020 10:46	0:01	SSA3	0.02053	0.85900	Oversupply
9/13/2020 10:47	0:01	SSA2	0.03477	0.45500	Oversupply
9/13/2020 10:47	0:01	SSA3	0.01965	0.56800	Oversupply
9/13/2020 10:48	0:01	SSA2	0.03477	0.80300	Oversupply
9/13/2020 10:48	0:01	SSA3	0.02009	0.81800	Oversupply
9/13/2020 10:49	0:01	SSA2	0.03343	1.08000	Oversupply
9/13/2020 10:49	0:01	SSA3	0.02009	0.99700	Oversupply



Maui Curtailment Report

September 2020

Start Date and Time	Duration (minutes)	IPP Curtailed	Estimated Curtailed MWH	Peak MW Curtailed	Reasons for Curtailment
9/13/2020 10:49	0:01	SSA2	0.03477	0.10000	Oversupply
9/13/2020 10:49	0:01	SSA3	0.02009	0.40300	Oversupply
9/13/2020 10:50	0:01	SSA3	0.02009	0.24700	Oversupply
9/13/2020 10:50	0:01	SSA2	0.03477	0.59700	Oversupply
9/13/2020 10:51	0:01	SSA3	0.02053	0.09000	Oversupply
9/13/2020 10:51	0:01	SSA2	0.03477	0.37000	Oversupply
9/13/2020 10:52	0:02	SSA3	0.03974	0.01600	Oversupply
9/13/2020 10:52	0:01	SSA2	0.03477	0.03000	Oversupply
9/13/2020 10:53	0:01	AWE	0.00357	13.10000	Oversupply
9/13/2020 10:53	0:02	KWPPII	0.00170	0.25049	Oversupply
9/13/2020 10:53	0:01	SSA2	0.03477	0.00400	Oversupply
9/13/2020 10:53	0:01	SSA3	0.02009	0.06100	Oversupply
9/13/2020 10:54	0:01	SSA2	0.03477	0.00100	Oversupply
9/13/2020 10:54	0:01	SSA3	0.02009	0.06900	Oversupply
9/13/2020 10:55	0:01	SSA2	0.03477	0.02500	Oversupply
9/13/2020 10:55	0:01	SSA3	0.02053	0.00300	Oversupply
9/13/2020 10:55	0:01	SSA2	0.03477	0.03000	Oversupply
9/13/2020 10:56	0:02	SSA3	0.03974	0.06800	Oversupply
9/13/2020 10:56	0:01	SSA2	0.03477	0.11000	Oversupply
9/13/2020 10:57	0:03	SSA3	0.08352	0.12500	Oversupply
9/13/2020 10:57	0:02	SSA2	0.06953	0.07200	Oversupply
9/13/2020 10:58	0:02	AWE	0.00632	13.10000	Oversupply
9/13/2020 10:58	0:02	KWPPII	0.00194	0.10479	Oversupply
9/13/2020 10:59	0:01	SSA2	0.03567	0.01000	Oversupply
9/13/2020 11:00	0:04	SSA2	0.19717	0.03900	Oversupply
9/13/2020 11:00	0:01	SSA3	0.02400	0.02600	Oversupply
9/13/2020 11:01	0:03	SSA3	0.09547	0.00100	Oversupply
9/13/2020 11:02	0:02	AWE	0.01772	13.90000	Oversupply
9/13/2020 11:04	0:01	SSA3	0.02347	0.00300	Oversupply
9/13/2020 11:04	0:01	SSA2	0.03959	0.07200	Oversupply
9/13/2020 11:05	0:01	SSA3	0.02400	0.24300	Oversupply
9/13/2020 11:05	0:01	SSA2	0.03959	0.30900	Oversupply
9/13/2020 11:05	0:01	SSA3	0.02400	0.05000	Oversupply
9/13/2020 11:06	0:03	SSA2	0.15834	0.02500	Oversupply
9/13/2020 11:06	0:01	SSA3	0.02452	0.01400	Oversupply
9/13/2020 11:07	0:03	SSA3	0.09651	0.02900	Oversupply
9/13/2020 11:08	0:02	AWE	0.01245	13.40000	Oversupply
9/13/2020 11:08	0:02	KWPPII	0.00188	0.09081	Oversupply
9/13/2020 11:09	0:01	SSA2	0.03959	0.00100	Oversupply
9/13/2020 11:10	0:01	SSA2	0.03959	0.00500	Oversupply
9/13/2020 11:10	0:01	SSA3	0.02556	0.02100	Oversupply
9/13/2020 11:11	0:01	SSA3	0.02400	0.10300	Oversupply
9/13/2020 11:11	0:01	SSA2	0.03959	0.09900	Oversupply
9/13/2020 11:12	0:01	SSA3	0.02400	0.07800	Oversupply
9/13/2020 11:12	0:01	SSA2	0.03959	0.00300	Oversupply
9/13/2020 11:12	0:01	SSA3	0.02348	-0.00300	Oversupply
9/13/2020 11:13	0:02	AWE	0.00392	12.00000	Oversupply
9/13/2020 11:13	0:01	SSA2	0.03959	0.06500	Oversupply
9/13/2020 11:13	0:01	SSA3	0.02347	0.04500	Oversupply
9/13/2020 11:14	0:01	SSA2	0.03806	0.02100	Oversupply
9/13/2020 11:14	0:01	SSA3	0.02397	0.09000	Oversupply
9/13/2020 11:14	0:01	SSA2	0.03901	0.31600	Oversupply
9/13/2020 11:15	0:01	SSA3	0.02441	0.31600	Oversupply
9/13/2020 11:15	0:10	SSA2	0.47843	0.89800	Oversupply
9/13/2020 11:16	0:10	SSA3	0.31063	0.16400	Oversupply
9/13/2020 11:17	0:01	AWE	0.00185	12.30000	Oversupply
9/13/2020 11:17	0:09	KWPPII	0.11232	1.28836	Oversupply
9/13/2020 11:20	0:01	AWE	0.00115	11.60000	Oversupply
9/13/2020 11:22	0:01	AWE	0.00011	12.00000	Oversupply
9/13/2020 11:25	0:01	SSA3	0.02389	0.07500	Oversupply
9/13/2020 11:26	0:01	SSA2	0.04013	0.13200	Oversupply
9/13/2020 11:26	0:02	SSA3	0.04779	0.01100	Oversupply
9/13/2020 11:26	0:01	SSA2	0.04013	0.00400	Oversupply
9/13/2020 11:27	0:01	SSA2	0.03858	0.00100	Oversupply
9/13/2020 11:28	0:01	KWPPII	0.00106	0.29939	Oversupply
9/13/2020 11:28	0:01	SSA3	0.02441	0.06000	Oversupply
9/13/2020 11:28	0:01	SSA2	0.04013	0.16600	Oversupply
9/13/2020 11:29	0:01	SSA3	0.02389	0.14300	Oversupply
9/13/2020 11:29	0:01	SSA2	0.03904	0.54800	Oversupply
9/13/2020 11:29	0:02	SSA3	0.04967	0.20500	Oversupply
9/13/2020 11:30	0:23	SSA2	1.07059	0.02100	Oversupply
9/13/2020 11:31	0:24	KWPPII	0.51958	2.98788	Oversupply
9/13/2020 11:31	0:01	SSA3	0.02488	0.00200	Oversupply
9/13/2020 11:32	0:21	SSA3	0.66391	0.01400	Oversupply
9/13/2020 11:42	0:01	AWE	0.00443	12.60000	Oversupply



Maui Curtailment Report

September 2020

Start Date and Time	Duration (minutes)	IPP Curtailed	Estimated Curtailed MWH	Peak MW Curtailed	Reasons for Curtailment
9/13/2020 11:44	0:01	AWE	0.01254	12.60000	Oversupply
9/13/2020 11:46	0:02	AWE	0.01999	12.90000	Oversupply
9/13/2020 11:49	0:02	AWE	0.00232	13.10000	Oversupply
9/13/2020 11:52	0:01	AWE	0.00713	12.00000	Oversupply
9/13/2020 11:52	0:02	SSA2	0.08177	0.00000	Oversupply
9/13/2020 11:53	0:02	SSA3	0.04913	0.01600	Oversupply
9/13/2020 11:54	0:04	SSA2	0.20482	0.11400	Oversupply
9/13/2020 11:54	0:01	SSA3	0.02430	0.03700	Oversupply
9/13/2020 11:55	0:03	SSA3	0.09774	0.00000	Oversupply
9/13/2020 11:56	0:01	AWE	0.00527	12.60000	Oversupply
9/13/2020 11:56	0:02	KWP11	0.01623	0.76843	Oversupply
9/13/2020 11:58	0:01	SSA3	0.02430	0.03900	Oversupply
9/13/2020 11:58	0:01	SSA2	0.04049	0.09800	Oversupply
9/13/2020 11:59	0:01	SSA3	0.02471	0.15300	Oversupply
9/13/2020 11:59	0:01	SSA2	0.03951	0.10900	Oversupply
9/13/2020 12:00	0:01	SSA3	0.02192	0.13000	Oversupply
9/13/2020 12:00	0:02	SSA2	0.07771	0.06100	Oversupply
9/13/2020 12:00	0:01	SSA3	0.02241	0.03700	Oversupply
9/13/2020 12:01	0:01	SSA3	0.02192	-0.00100	Oversupply
9/13/2020 12:02	0:01	SSA3	0.02193	0.03800	Oversupply
9/13/2020 12:02	0:01	SSA2	0.03886	0.06600	Oversupply
9/13/2020 12:03	0:01	SSA3	0.02241	0.22900	Oversupply
9/13/2020 12:03	0:01	SSA2	0.03886	0.16300	Oversupply
9/13/2020 12:03	0:01	SSA3	0.02290	0.36300	Oversupply
9/13/2020 12:04	0:01	SSA2	0.03886	0.46000	Oversupply
9/13/2020 12:04	0:01	SSA3	0.02241	0.54300	Oversupply
9/13/2020 12:04	0:01	SSA2	0.03886	0.61800	Oversupply
9/13/2020 12:05	0:01	SSA3	0.02241	0.87100	Oversupply
9/13/2020 12:05	0:01	SSA2	0.03886	0.55000	Oversupply
9/13/2020 12:06	0:01	SSA3	0.02290	0.46700	Oversupply
9/13/2020 12:06	0:01	SSA2	0.03886	0.31300	Oversupply
9/13/2020 12:06	0:01	SSA3	0.02241	0.09700	Oversupply
9/13/2020 12:07	0:01	SSA2	0.03886	0.01200	Oversupply
9/13/2020 12:07	0:01	SSA3	0.02241	0.03500	Oversupply
9/13/2020 12:08	0:03	SSA2	0.11657	0.02100	Oversupply
9/13/2020 12:08	0:02	SSA3	0.06821	0.04500	Oversupply
9/13/2020 12:10	0:01	SSA3	0.02192	0.00100	Oversupply
9/13/2020 12:11	0:02	AWE	0.00088	13.80000	Oversupply
9/13/2020 12:11	0:01	SSA2	0.03886	0.15700	Oversupply
9/13/2020 12:11	0:02	SSA3	0.06772	0.00400	Oversupply
9/13/2020 12:11	0:02	SSA2	0.07771	0.00400	Oversupply
9/13/2020 12:13	0:01	SSA2	0.03886	0.04500	Oversupply
9/13/2020 12:13	0:01	SSA3	0.02290	0.08600	Oversupply
9/13/2020 12:14	0:01	SSA2	0.03434	0.70000	Oversupply
9/13/2020 12:14	0:01	SSA3	0.01963	0.35200	Oversupply
9/13/2020 12:15	0:01	SSA2	0.03100	0.60200	Oversupply
9/13/2020 12:15	0:01	SSA3	0.01730	0.56800	Oversupply
9/13/2020 12:16	0:01	SSA3	0.01730	0.85700	Oversupply
9/13/2020 12:16	0:01	SSA2	0.03100	1.18800	Oversupply
9/13/2020 12:16	0:01	SSA3	0.01692	0.17100	Oversupply
9/13/2020 12:17	0:01	SSA2	0.03100	0.11500	Oversupply
9/13/2020 12:17	0:02	SSA3	0.03460	0.10600	Oversupply
9/13/2020 12:17	0:01	SSA2	0.03100	0.09200	Oversupply
9/13/2020 12:18	0:02	AWE	0.01076	14.60000	Oversupply
9/13/2020 12:18	0:01	SSA2	0.03100	0.02000	Oversupply
9/13/2020 12:19	0:01	SSA3	0.01805	0.06000	Oversupply
9/13/2020 12:19	0:01	SSA2	0.03100	0.08300	Oversupply
9/13/2020 12:20	0:01	SSA3	0.01692	0.13600	Oversupply
9/13/2020 12:20	0:01	SSA2	0.03100	0.11800	Oversupply
9/13/2020 12:20	0:01	SSA3	0.01730	0.11400	Oversupply
9/13/2020 12:21	0:01	SSA2	0.03100	0.14400	Oversupply
9/13/2020 12:21	0:01	SSA3	0.01730	0.12700	Oversupply
9/13/2020 12:22	0:01	SSA2	0.03100	0.13600	Oversupply
9/13/2020 12:22	0:01	SSA3	0.01730	0.11900	Oversupply
9/13/2020 12:23	0:01	SSA3	0.01768	0.12300	Oversupply
9/13/2020 12:23	0:01	SSA2	0.03100	0.13000	Oversupply
9/13/2020 12:23	0:01	SSA3	0.01768	0.14000	Oversupply
9/13/2020 12:24	0:01	SSA2	0.03100	0.14000	Oversupply
9/13/2020 12:24	0:01	SSA3	0.01768	0.33000	Oversupply
9/13/2020 12:24	0:01	SSA2	0.03100	0.55900	Oversupply
9/13/2020 12:25	0:02	SSA3	0.03460	0.56600	Oversupply
9/13/2020 12:25	0:01	SSA2	0.03100	0.99200	Oversupply
9/13/2020 12:26	0:01	SSA2	0.03100	1.72400	Oversupply
9/13/2020 12:26	0:01	SSA3	0.01693	1.29900	Oversupply
9/13/2020 12:27	0:01	SSA2	0.03100	2.19800	Oversupply



Maui Curtailment Report

September 2020

Start Date and Time	Duration (minutes)	IPP Curtailed	Estimated Curtailed MWH	Peak MW Curtailed	Reasons for Curtailment
9/13/2020 12:27	0:01	SSA3	0.01730	1.74400	Oversupply
9/13/2020 12:28	0:01	SSA2	0.03100	1.41500	Oversupply
9/13/2020 12:28	0:01	SSA3	0.01768	1.55700	Oversupply
9/13/2020 12:29	0:01	SSA2	0.02931	1.89400	Oversupply
9/13/2020 12:29	0:01	SSA3	0.01663	1.75900	Oversupply
9/13/2020 12:30	0:01	SSA3	0.00180	1.88700	Oversupply
9/13/2020 12:30	0:01	SSA2	0.01210	1.89500	Oversupply
9/13/2020 12:30	0:01	SSA3	0.00176	2.04100	Oversupply
9/13/2020 12:30	0:01	SSA2	0.01210	2.15000	Oversupply
9/13/2020 12:31	0:01	SSA3	0.00176	1.65500	Oversupply
9/13/2020 12:31	0:01	SSA2	0.01210	1.55500	Oversupply
9/13/2020 12:32	0:01	SSA3	0.00173	1.12000	Oversupply
9/13/2020 12:32	0:01	SSA2	0.01210	0.81700	Oversupply
9/13/2020 12:33	0:01	SSA3	0.00176	1.11300	Oversupply
9/13/2020 12:33	0:01	SSA2	0.01187	1.77900	Oversupply
9/13/2020 12:33	0:01	SSA3	0.00176	1.51500	Oversupply
9/13/2020 12:34	0:01	SSA2	0.01210	1.83800	Oversupply
9/13/2020 12:34	0:01	SSA3	0.00180	1.74500	Oversupply
9/13/2020 12:35	0:01	SSA2	0.01210	1.81300	Oversupply
9/13/2020 12:35	0:01	SSA3	0.00184	1.83900	Oversupply
9/13/2020 12:36	0:01	SSA2	0.01210	1.68300	Oversupply
9/13/2020 12:36	0:01	SSA3	0.00176	1.67100	Oversupply
9/13/2020 12:36	0:01	SSA2	0.01210	0.82700	Oversupply
9/13/2020 12:36	0:01	SSA3	0.00176	0.98800	Oversupply
9/13/2020 12:37	0:01	SSA2	0.01210	2.44400	Oversupply
9/13/2020 12:38	0:01	SSA3	0.00184	2.06100	Oversupply
9/13/2020 12:38	0:01	SSA2	0.01210	2.44400	Oversupply
9/13/2020 12:39	0:01	SSA3	0.00180	2.07400	Oversupply
9/13/2020 12:40	0:01	SSA2	0.01210	2.86000	Oversupply
9/13/2020 12:40	0:02	SSA3	0.00360	2.05500	Oversupply
9/13/2020 12:41	0:01	SSA2	0.01210	2.46500	Oversupply
9/13/2020 12:42	0:01	SSA2	0.01210	2.38500	Oversupply
9/13/2020 12:42	0:01	SSA3	0.00173	2.07000	Oversupply
9/13/2020 12:43	0:01	SSA2	0.01210	2.36100	Oversupply
9/13/2020 12:43	0:01	SSA3	0.00176	2.09300	Oversupply
9/13/2020 12:47	0:01	SSA3	-0.00044	2.03100	Oversupply
9/13/2020 12:48	0:01	SSA3	-0.00043	2.03800	Oversupply
9/13/2020 12:49	0:01	SSA2	0.00110	2.72300	Oversupply
9/13/2020 12:49	0:01	SSA2	0.00113	2.82400	Oversupply
9/13/2020 12:50	0:01	SSA2	0.00113	2.12600	Oversupply
9/13/2020 12:50	0:01	SSA3	-0.00044	1.33800	Oversupply
9/13/2020 12:52	0:01	SSA2	0.00113	2.76100	Oversupply
9/13/2020 12:55	0:01	SSA3	-0.00042	2.03400	Oversupply
9/13/2020 12:56	0:01	SSA2	0.00113	2.64500	Oversupply
9/13/2020 13:29	0:01	SSA2	0.00107	2.90100	Oversupply
9/13/2020 13:30	0:01	SSA3	0.00089	1.96900	Oversupply
9/13/2020 13:30	0:01	SSA2	0.00159	2.20000	Oversupply
9/13/2020 13:31	0:01	SSA3	0.00087	1.98800	Oversupply
9/13/2020 13:31	0:01	SSA2	0.00159	2.69400	Oversupply
9/13/2020 13:31	0:01	SSA3	0.00087	1.98800	Oversupply
9/13/2020 13:32	0:01	SSA2	0.00159	2.63700	Oversupply
9/13/2020 13:32	0:01	SSA3	0.00091	1.99100	Oversupply
9/13/2020 13:33	0:01	SSA2	0.00159	2.32500	Oversupply
9/13/2020 13:33	0:01	SSA3	0.00091	1.98800	Oversupply
9/13/2020 13:34	0:01	SSA2	0.00159	2.41500	Oversupply
9/13/2020 13:34	0:01	SSA3	0.00091	1.94000	Oversupply
9/13/2020 13:34	0:01	SSA3	0.00087	1.96100	Oversupply
9/13/2020 23:38	0:01	KWP1I	0.01012	14.61007	Oversupply
9/13/2020 23:42	1:48	KWP1I	9.53980	18.13584	Oversupply
9/14/2020 1:34	0:03	KWP1I	0.01726	12.63312	Oversupply
9/14/2020 8:04	0:01	SSA2	0.00243	0.62400	Oversupply
9/14/2020 8:05	0:01	SSA3	0.00080	0.75800	Oversupply
9/14/2020 8:05	0:01	SSA2	0.00248	0.32200	Oversupply
9/14/2020 8:06	0:01	SSA3	0.00082	0.50900	Oversupply
9/14/2020 8:06	0:01	SSA2	0.00238	0.44800	Oversupply
9/14/2020 8:06	0:01	SSA3	0.00082	0.66000	Oversupply
9/14/2020 9:00	0:01	SSA2	0.00519	1.34100	Oversupply
9/14/2020 9:02	0:01	SSA2	0.00529	1.63500	Oversupply
9/14/2020 9:05	0:01	SSA2	0.00540	1.67400	Oversupply
9/14/2020 9:05	0:01	SSA3	0.00251	1.23800	Oversupply
9/14/2020 9:06	0:01	SSA2	0.00540	0.19100	Oversupply
9/14/2020 9:06	0:01	SSA3	0.00251	0.89700	Oversupply
9/14/2020 9:06	0:01	SSA2	0.00540	0.73200	Oversupply
9/14/2020 9:07	0:01	SSA3	0.00256	0.54500	Oversupply
9/14/2020 9:07	0:01	SSA2	0.00540	0.63600	Oversupply



Maui Curtailment Report

September 2020

Start Date and Time	Duration (minutes)	IPP Curtailed	Estimated Curtailed MWH	Peak MW Curtailed	Reasons for Curtailment
9/14/2020 9:07	0:01	SSA3	0.00251	0.43700	Oversupply
9/14/2020 9:08	0:01	SSA2	0.00540	0.43500	Oversupply
9/14/2020 9:08	0:01	SSA3	0.00245	0.39800	Oversupply
9/14/2020 9:09	0:01	SSA3	0.00256	0.53400	Oversupply
9/14/2020 9:09	0:01	SSA2	0.00540	0.19200	Oversupply
9/14/2020 9:10	0:01	SSA3	0.00256	1.26200	Oversupply
9/14/2020 9:10	0:01	SSA2	0.00540	1.36000	Oversupply
9/14/2020 9:15	0:01	SSA3	0.00131	1.31300	Oversupply
9/14/2020 9:16	0:01	SSA2	0.00337	0.60800	Oversupply
9/14/2020 9:16	0:01	SSA3	0.00128	1.31800	Oversupply
9/14/2020 9:17	0:01	SSA3	0.00128	1.32300	Oversupply
9/14/2020 9:17	0:01	SSA2	0.00337	1.80500	Oversupply
9/14/2020 9:17	0:01	SSA3	0.00131	1.32600	Oversupply
9/14/2020 9:18	0:01	SSA2	0.00337	1.53700	Oversupply
9/14/2020 9:18	0:01	SSA3	0.00131	1.33200	Oversupply
9/14/2020 9:19	0:01	SSA2	0.00324	1.21700	Oversupply
9/14/2020 9:19	0:01	SSA3	0.00131	1.25200	Oversupply
9/14/2020 9:19	0:01	SSA2	0.00337	1.20000	Oversupply
9/14/2020 9:20	0:01	SSA3	0.00128	1.06900	Oversupply
9/14/2020 9:20	0:01	SSA2	0.00337	1.00700	Oversupply
9/14/2020 9:24	0:01	SSA3	0.00131	1.37200	Oversupply
9/14/2020 9:25	0:01	SSA2	0.00337	1.93300	Oversupply
9/14/2020 9:25	0:01	SSA3	0.00128	1.37500	Oversupply
9/14/2020 9:25	0:01	SSA2	0.00337	0.19100	Oversupply
9/14/2020 9:28	0:01	SSA3	0.00131	1.40100	Oversupply
9/14/2020 9:29	0:01	SSA2	0.00712	1.95200	Oversupply
9/14/2020 9:30	0:01	SSA2	0.01940	1.97100	Oversupply
9/14/2020 9:31	0:01	SSA2	0.01940	0.20200	Oversupply
9/14/2020 9:31	0:01	SSA2	0.01940	0.56800	Oversupply
9/14/2020 9:32	0:01	SSA2	0.01940	1.93700	Oversupply
9/14/2020 9:33	0:01	SSA2	0.01940	1.57200	Oversupply
9/14/2020 9:34	0:01	SSA2	0.01940	1.38500	Oversupply
9/14/2020 9:35	0:01	SSA2	0.01940	1.69500	Oversupply
9/14/2020 9:35	0:01	SSA3	0.00935	1.44500	Oversupply
9/14/2020 9:36	0:01	SSA2	0.01903	1.11400	Oversupply
9/14/2020 9:36	0:01	SSA3	0.00935	1.08100	Oversupply
9/14/2020 9:37	0:01	SSA2	0.01940	0.25300	Oversupply
9/14/2020 9:37	0:01	SSA3	0.00935	1.11800	Oversupply
9/14/2020 9:38	0:05	SSA2	0.11603	0.18300	Oversupply
9/14/2020 9:38	0:05	SSA3	0.05613	0.42700	Oversupply
9/14/2020 9:39	0:04	KWPll	0.05678	3.93693	Oversupply
9/14/2020 9:42	0:01	SSA3	0.00915	-0.00300	Oversupply
9/14/2020 9:43	0:01	SSA2	0.01940	0.07100	Oversupply
9/14/2020 9:43	0:01	SSA3	0.00915	0.09800	Oversupply
9/14/2020 9:44	0:01	SSA2	0.01940	0.13100	Oversupply
9/14/2020 9:44	0:01	SSA3	0.00956	0.09900	Oversupply
9/14/2020 9:44	0:01	SSA2	0.02316	0.33200	Oversupply
9/14/2020 9:44	0:01	SSA3	0.01418	0.21900	Oversupply
9/14/2020 9:45	0:01	SSA3	0.01655	0.37800	Oversupply
9/14/2020 9:45	0:01	SSA2	0.02575	0.45500	Oversupply
9/14/2020 9:46	0:01	SSA3	0.01551	0.24000	Oversupply
9/14/2020 9:46	0:01	SSA2	0.02575	0.14400	Oversupply
9/14/2020 9:47	0:01	SSA3	0.01620	0.53300	Oversupply
9/14/2020 9:47	0:01	SSA2	0.02575	0.61600	Oversupply
9/14/2020 9:48	0:01	SSA3	0.01586	0.43900	Oversupply
9/14/2020 9:48	0:01	SSA2	0.02575	0.46500	Oversupply
9/14/2020 9:48	0:01	SSA3	0.01551	0.29900	Oversupply
9/14/2020 9:49	0:01	SSA2	0.02575	1.01300	Oversupply
9/14/2020 9:49	0:01	SSA3	0.01551	0.92300	Oversupply
9/14/2020 9:50	0:02	SSA2	0.05150	1.55100	Oversupply
9/14/2020 9:50	0:01	SSA3	0.01586	1.47800	Oversupply
9/14/2020 9:51	0:01	SSA3	0.01689	1.24100	Oversupply
9/14/2020 9:51	0:01	SSA2	0.02575	0.87500	Oversupply
9/14/2020 9:51	0:01	SSA3	0.01551	0.97700	Oversupply
9/14/2020 9:52	0:01	SSA3	0.01551	0.33700	Oversupply
9/14/2020 9:52	0:01	SSA2	0.02575	0.07800	Oversupply
9/14/2020 9:53	0:01	KWPll	0.00559	4.01976	Oversupply
9/14/2020 9:53	0:01	SSA3	0.01620	0.05800	Oversupply
9/14/2020 9:53	0:01	SSA2	0.02575	0.05700	Oversupply
9/14/2020 9:54	0:01	SSA3	0.01586	0.40400	Oversupply
9/14/2020 9:54	0:08	SSA2	0.24354	0.21100	Oversupply
9/14/2020 9:54	0:07	SSA3	0.15871	0.01400	Oversupply
9/14/2020 9:55	0:08	KWPll	0.14062	4.27125	Oversupply
9/14/2020 10:01	0:01	SSA3	0.02251	-0.00100	Oversupply
9/14/2020 10:02	0:01	SSA2	0.03004	0.02400	Oversupply



Maui Curtailment Report

September 2020

Start Date and Time	Duration (minutes)	IPP Curtailed	Estimated Curtailed MWH	Peak MW Curtailed	Reasons for Curtailment
9/14/2020 10:02	0:06	SSA3	0.18011	0.05500	Oversupply
9/14/2020 10:03	0:05	SSA2	0.18378	0.00400	Oversupply
9/14/2020 10:05	0:02	KWPll	0.03299	3.73235	Oversupply
9/14/2020 10:08	0:01	KWPll	0.00814	3.34016	Oversupply
9/14/2020 10:08	0:01	SSA2	0.03063	0.00000	Oversupply
9/14/2020 10:08	0:01	SSA3	0.02251	0.06600	Oversupply
9/14/2020 10:09	0:01	SSA2	0.03063	0.12500	Oversupply
9/14/2020 10:09	0:01	SSA3	0.02202	0.11200	Oversupply
9/14/2020 10:10	0:02	SSA2	0.06126	0.09100	Oversupply
9/14/2020 10:10	0:01	SSA3	0.02300	0.02700	Oversupply
9/14/2020 10:11	0:01	KWPll	0.00751	2.40607	Oversupply
9/14/2020 10:11	0:01	SSA3	0.02349	-0.00200	Oversupply
9/14/2020 10:11	0:02	SSA2	0.06126	0.03700	Oversupply
9/14/2020 10:11	0:02	SSA3	0.04454	0.04000	Oversupply
9/14/2020 10:13	0:01	KWPll	0.01737	1.84223	Oversupply
9/14/2020 10:13	0:01	SSA3	0.02349	0.04300	Oversupply
9/14/2020 10:13	0:01	SSA2	0.03063	0.12100	Oversupply
9/14/2020 10:14	0:01	SSA3	0.02251	0.31000	Oversupply
9/14/2020 10:14	0:01	SSA2	0.02953	1.04600	Oversupply
9/14/2020 10:14	0:02	SSA3	0.03038	0.54000	Oversupply
9/14/2020 10:15	0:01	SSA2	0.03193	1.83600	Oversupply
9/14/2020 10:16	0:01	SSA2	0.03193	1.27900	Oversupply
9/14/2020 10:16	0:01	SSA3	0.01005	1.41500	Oversupply
9/14/2020 10:16	0:01	SSA2	0.03193	0.83000	Oversupply
9/14/2020 10:17	0:01	SSA3	0.01049	0.91700	Oversupply
9/14/2020 10:17	0:01	SSA2	0.03193	0.33800	Oversupply
9/14/2020 10:18	0:01	SSA3	0.01049	0.02700	Oversupply
9/14/2020 10:18	0:04	SSA2	0.15965	0.02500	Oversupply
9/14/2020 10:18	0:04	SSA3	0.05179	0.01000	Oversupply
9/14/2020 10:19	0:02	KWPll	0.02733	2.49389	Oversupply
9/14/2020 10:22	0:01	KWPll	0.00941	1.50791	Oversupply
9/14/2020 10:22	0:01	SSA3	0.01049	-0.00300	Oversupply
9/14/2020 10:23	0:01	SSA2	0.03193	0.01300	Oversupply
9/14/2020 10:23	0:05	SSA3	0.06206	-0.00300	Oversupply
9/14/2020 10:23	0:01	SSA2	0.03193	0.00200	Oversupply
9/14/2020 10:24	0:01	SSA2	0.03193	0.05700	Oversupply
9/14/2020 10:25	0:07	SSA2	0.26480	0.02400	Oversupply
9/14/2020 10:27	0:01	KWPll	0.00539	2.06277	Oversupply
9/14/2020 10:28	0:05	SSA3	0.08190	0.01200	Oversupply
9/14/2020 10:29	0:04	KWPll	0.02938	2.23143	Oversupply
9/14/2020 10:32	0:01	SSA2	0.03575	-0.00200	Oversupply
9/14/2020 10:32	0:01	SSA3	0.01632	0.00100	Oversupply
9/14/2020 10:33	0:01	SSA2	0.03575	0.00500	Oversupply
9/14/2020 10:33	0:01	SSA3	0.01632	0.00800	Oversupply
9/14/2020 10:34	0:02	KWPll	0.00635	1.35023	Oversupply
9/14/2020 10:34	0:02	SSA2	0.07013	0.12900	Oversupply
9/14/2020 10:34	0:02	SSA3	0.03264	0.03000	Oversupply
9/14/2020 10:35	0:01	SSA3	0.01632	0.13500	Oversupply
9/14/2020 10:36	0:01	SSA2	0.03575	0.06100	Oversupply
9/14/2020 10:36	0:01	SSA3	0.01668	0.38900	Oversupply
9/14/2020 10:36	0:01	SSA2	0.03575	1.08900	Oversupply
9/14/2020 10:37	0:01	SSA3	0.01668	0.99000	Oversupply
9/14/2020 10:37	0:01	SSA2	0.03575	0.08900	Oversupply
9/14/2020 10:38	0:02	SSA3	0.04932	0.07800	Oversupply
9/14/2020 10:38	0:02	SSA2	0.07150	0.01600	Oversupply
9/14/2020 10:40	0:01	KWPll	0.01293	1.65261	Oversupply
9/14/2020 10:40	0:01	SSA2	0.03575	0.00200	Oversupply
9/14/2020 10:40	0:01	SSA3	0.01597	0.01600	Oversupply
9/14/2020 10:41	0:01	SSA2	0.03575	0.06900	Oversupply
9/14/2020 10:41	0:01	SSA3	0.01668	0.01800	Oversupply
9/14/2020 10:42	0:01	SSA3	0.01597	0.00500	Oversupply
9/14/2020 10:42	0:01	SSA2	0.03575	-0.00200	Oversupply
9/14/2020 10:42	0:01	SSA3	0.01597	0.10100	Oversupply
9/14/2020 10:42	0:01	SSA2	0.03575	0.13900	Oversupply
9/14/2020 10:43	0:01	SSA3	0.01632	0.13800	Oversupply
9/14/2020 10:43	0:01	SSA2	0.03575	0.10900	Oversupply
9/14/2020 10:44	0:01	SSA3	0.01556	0.14800	Oversupply
9/14/2020 10:44	0:01	SSA2	0.02060	0.32900	Oversupply
9/14/2020 10:45	0:01	SSA3	0.00546	0.33500	Oversupply
9/14/2020 10:45	0:01	SSA2	0.01289	0.55000	Oversupply
9/14/2020 10:45	0:01	SSA3	0.00546	0.51200	Oversupply
9/14/2020 10:46	0:01	SSA2	0.01289	0.80300	Oversupply
9/14/2020 10:46	0:01	SSA3	0.00546	0.78600	Oversupply
9/14/2020 10:47	0:01	SSA2	0.01289	1.46200	Oversupply
9/14/2020 10:47	0:01	SSA3	0.00546	1.24200	Oversupply



Maui Curtailment Report

September 2020

Start Date and Time	Duration (minutes)	IPP Curtailed	Estimated Curtailed MWH	Peak MW Curtailed	Reasons for Curtailment
9/14/2020 10:48	0:01	SSA3	0.00558	1.44500	Oversupply
9/14/2020 10:48	0:01	SSA2	0.01264	1.65400	Oversupply
9/14/2020 10:48	0:01	SSA3	0.00558	0.75200	Oversupply
9/14/2020 10:48	0:01	SSA2	0.01264	1.81000	Oversupply
9/14/2020 10:54	0:01	SSA2	0.01289	2.76100	Oversupply
9/14/2020 10:56	0:01	SSA3	0.00546	1.01200	Oversupply
9/14/2020 10:56	0:01	SSA2	0.01289	0.24900	Oversupply
9/14/2020 10:57	0:01	SSA3	0.00558	0.88100	Oversupply
9/14/2020 10:57	0:01	SSA2	0.01289	1.84000	Oversupply
9/14/2020 10:58	0:01	SSA2	0.01289	2.15200	Oversupply
9/14/2020 10:59	0:01	SSA3	0.00546	0.96100	Oversupply
9/14/2020 10:59	0:01	SSA2	0.01366	2.34200	Oversupply
9/14/2020 10:59	0:01	SSA3	0.01052	0.88900	Oversupply
9/14/2020 11:00	0:01	SSA2	0.02044	2.22500	Oversupply
9/14/2020 11:05	0:04	SSA3	0.03143	0.35700	Oversupply
9/14/2020 11:05	0:03	SSA2	0.08138	2.84200	Oversupply
9/14/2020 11:06	0:03	AWE	0.08629	14.60000	System Constraint
9/14/2020 11:06	0:03	KWPll	0.03787	0.90515	Oversupply
9/14/2020 11:16	0:01	SSA2	-0.00008	2.81200	Oversupply
9/14/2020 11:47	0:01	SSA2	0.01228	2.89900	Oversupply
9/14/2020 11:48	0:01	SSA3	0.00330	0.68600	Oversupply
9/14/2020 11:48	0:01	SSA2	0.01228	1.22700	Oversupply
9/14/2020 11:54	0:01	SSA2	0.01204	2.17300	Oversupply
9/14/2020 11:54	0:01	SSA3	0.00351	0.89800	Oversupply
9/14/2020 11:55	0:01	SSA2	0.01228	1.17100	Oversupply
9/14/2020 11:55	0:01	SSA3	0.00323	0.69800	Oversupply
9/14/2020 11:56	0:01	SSA3	0.00323	0.81600	Oversupply
9/14/2020 11:56	0:01	SSA2	0.01204	1.75600	Oversupply
9/14/2020 11:57	0:01	SSA3	0.00330	0.75200	Oversupply
9/14/2020 11:57	0:01	SSA2	0.01228	1.03800	Oversupply
9/14/2020 11:57	0:01	SSA3	0.00323	0.39500	Oversupply
9/14/2020 11:58	0:01	SSA2	0.01228	0.47700	Oversupply
9/14/2020 11:58	0:16	SSA3	0.27997	0.16000	Oversupply
9/14/2020 11:58	0:16	SSA2	0.74950	0.02600	Oversupply
9/14/2020 12:00	0:15	KWPll	0.39127	12.31976	Oversupply
9/14/2020 12:14	0:01	SSA3	0.01410	-0.00200	Oversupply
9/14/2020 12:15	0:01	SSA2	0.04047	0.03500	Oversupply
9/14/2020 12:15	0:01	SSA3	0.01325	0.07500	Oversupply
9/14/2020 12:16	0:01	SSA2	0.04047	0.13900	Oversupply
9/14/2020 12:16	0:01	SSA3	0.01325	0.11500	Oversupply
9/14/2020 12:17	0:01	SSA2	0.04047	0.41700	Oversupply
9/14/2020 12:17	0:01	SSA3	0.01296	0.20700	Oversupply
9/14/2020 12:17	0:01	SSA3	0.01354	0.18300	Oversupply
9/14/2020 12:17	0:01	SSA2	0.04047	0.56200	Oversupply
9/14/2020 12:18	0:01	SSA3	0.01325	0.16100	Oversupply
9/14/2020 12:18	0:01	SSA2	0.04047	0.08900	Oversupply
9/14/2020 12:19	0:02	SSA3	0.02679	0.09300	Oversupply
9/14/2020 12:19	0:35	SSA2	1.66177	0.00600	Oversupply
9/14/2020 12:20	0:01	KWPll	0.00722	9.55941	Oversupply
9/14/2020 12:20	0:01	SSA3	0.01325	-0.00100	Oversupply
9/14/2020 12:21	0:32	SSA3	0.54566	0.00000	Oversupply
9/14/2020 12:22	0:32	KWPll	0.94690	12.77582	Oversupply
9/14/2020 12:54	0:01	SSA3	0.01064	0.02500	Oversupply
9/14/2020 12:54	0:01	SSA3	0.01112	0.00200	Oversupply
9/14/2020 12:55	0:01	SSA2	0.03797	0.11300	Oversupply
9/14/2020 12:55	0:01	SSA3	0.01088	0.08400	Oversupply
9/14/2020 12:56	0:02	SSA2	0.07898	0.37000	Oversupply
9/14/2020 12:56	0:01	SSA3	0.01112	0.00300	Oversupply
9/14/2020 12:57	0:01	KWPll	0.01442	10.84478	Oversupply
9/14/2020 12:57	0:01	SSA3	0.01088	0.00500	Oversupply
9/14/2020 12:57	0:01	SSA2	0.03949	0.41000	Oversupply
9/14/2020 12:58	0:01	SSA3	0.01112	0.21400	Oversupply
9/14/2020 12:58	0:01	SSA2	0.03949	0.48900	Oversupply
9/14/2020 12:58	0:01	SSA3	0.01112	0.33800	Oversupply
9/14/2020 12:59	0:01	SSA2	0.03689	1.32600	Oversupply
9/14/2020 12:59	0:01	SSA3	0.00882	0.49700	Oversupply
9/14/2020 13:00	0:01	SSA2	0.03273	0.49700	Oversupply
9/14/2020 13:00	0:01	SSA3	0.01179	0.82000	Oversupply
9/14/2020 13:01	0:01	SSA3	0.01205	0.91700	Oversupply
9/14/2020 13:01	0:01	SSA2	0.03273	2.10500	Oversupply
9/14/2020 13:01	0:01	SSA3	0.01256	0.78200	Oversupply
9/14/2020 13:02	0:01	SSA2	0.03273	1.97600	Oversupply
9/14/2020 13:02	0:01	SSA3	0.01205	0.76200	Oversupply
9/14/2020 13:02	0:01	SSA2	0.03273	1.18600	Oversupply
9/14/2020 13:03	0:01	SSA3	0.01179	0.66100	Oversupply



Maui Curtailment Report

September 2020

Start Date and Time	Duration (minutes)	IPP Curtailed	Estimated Curtailed MWH	Peak MW Curtailed	Reasons for Curtailment
9/14/2020 13:03	0:01	SSA2	0.03273	0.83000	Oversupply
9/14/2020 13:04	0:02	SSA3	0.03590	0.03600	Oversupply
9/14/2020 13:04	0:02	SSA2	0.06546	0.02500	Oversupply
9/14/2020 13:05	0:02	KWPIL	0.02907	10.57833	Oversupply
9/14/2020 13:06	0:01	SSA2	0.03273	0.00000	Oversupply
9/14/2020 13:06	0:01	SSA3	0.01205	0.00500	Oversupply
9/14/2020 13:07	0:01	SSA2	0.03273	0.11700	Oversupply
9/14/2020 13:07	0:01	SSA3	0.01179	0.12700	Oversupply
9/14/2020 13:08	0:01	SSA2	0.03273	0.13300	Oversupply
9/14/2020 13:08	0:01	SSA3	0.01205	0.12500	Oversupply
9/14/2020 13:08	0:01	SSA3	0.01179	0.11500	Oversupply
9/14/2020 13:09	0:01	SSA2	0.03273	0.10700	Oversupply
9/14/2020 13:09	0:01	SSA2	0.03210	0.12000	Oversupply
9/14/2020 13:10	0:01	SSA3	0.01179	0.18900	Oversupply
9/14/2020 13:10	0:01	SSA2	0.03273	0.22000	Oversupply
9/14/2020 13:11	0:01	SSA3	0.01205	0.33100	Oversupply
9/14/2020 13:11	0:01	SSA2	0.03273	0.43100	Oversupply
9/14/2020 13:12	0:01	SSA3	0.01179	0.38200	Oversupply
9/14/2020 13:12	0:01	SSA2	0.03273	0.71600	Oversupply
9/14/2020 13:12	0:01	SSA3	0.01179	0.55100	Oversupply
9/14/2020 13:13	0:01	SSA2	0.03273	1.35700	Oversupply
9/14/2020 13:13	0:01	SSA3	0.01205	0.98000	Oversupply
9/14/2020 13:14	0:01	SSA2	0.03110	0.46100	Oversupply
9/14/2020 13:14	0:01	SSA3	0.01137	0.55400	Oversupply
9/14/2020 13:15	0:01	SSA2	0.00442	0.55900	Oversupply
9/14/2020 13:15	0:01	SSA3	0.00375	0.43300	Oversupply
9/14/2020 13:15	0:01	SSA2	0.00425	1.35800	Oversupply
9/14/2020 13:15	0:01	SSA3	0.00375	1.04000	Oversupply
9/14/2020 13:16	0:01	SSA3	0.00366	1.43900	Oversupply
9/14/2020 13:16	0:01	SSA2	0.00442	2.30500	Oversupply
9/14/2020 13:32	0:01	SSA3	0.00089	1.67600	Oversupply
9/14/2020 13:33	0:01	SSA2	0.01309	2.25300	Oversupply
9/14/2020 13:33	0:01	SSA3	0.00093	1.48000	Oversupply
9/14/2020 13:34	0:01	SSA2	0.01309	1.59600	Oversupply
9/14/2020 13:35	0:01	SSA2	0.01309	2.63900	Oversupply
9/14/2020 13:35	0:01	SSA3	0.00089	0.78000	Oversupply
9/14/2020 13:36	0:01	SSA2	0.01309	0.83400	Oversupply
9/14/2020 13:36	0:01	SSA3	0.00093	0.73900	Oversupply
9/14/2020 13:37	0:01	SSA2	0.01309	1.05500	Oversupply
9/14/2020 13:37	0:01	SSA3	0.00091	0.69200	Oversupply
9/14/2020 13:38	0:01	SSA3	0.00091	0.52300	Oversupply
9/14/2020 13:38	0:01	SSA2	0.01309	0.70200	Oversupply
9/14/2020 13:39	0:01	SSA3	0.00095	0.21300	Oversupply
9/14/2020 13:39	0:01	SSA2	0.01309	1.07300	Oversupply
9/14/2020 13:39	0:01	SSA3	0.00093	0.53300	Oversupply
9/14/2020 13:40	0:01	SSA2	0.01309	0.88400	Oversupply
9/14/2020 13:40	0:01	SSA3	0.00091	0.57500	Oversupply
9/14/2020 13:40	0:01	SSA2	0.01309	1.47300	Oversupply
9/14/2020 13:41	0:01	SSA2	0.01309	3.03100	Oversupply
9/14/2020 13:42	0:01	SSA2	0.01309	2.70600	Oversupply
9/14/2020 13:42	0:01	SSA3	0.00093	0.76100	Oversupply
9/14/2020 13:43	0:01	SSA2	0.01309	1.79600	Oversupply
9/14/2020 13:43	0:01	SSA3	0.00093	0.74700	Oversupply
9/14/2020 13:44	0:01	SSA2	0.02003	2.50500	Oversupply
9/14/2020 13:44	0:01	SSA3	0.00313	0.72600	Oversupply
9/14/2020 13:45	0:01	SSA3	0.00746	0.70000	Oversupply
9/14/2020 13:45	0:01	SSA2	0.03314	1.46100	Oversupply
9/14/2020 13:46	0:01	SSA3	0.00762	0.35200	Oversupply
9/14/2020 13:46	0:01	SSA2	0.03314	0.10100	Oversupply
9/14/2020 13:46	0:01	SSA3	0.00746	0.18800	Oversupply
9/14/2020 13:47	0:01	SSA2	0.03314	0.47500	Oversupply
9/14/2020 13:47	0:05	SSA3	0.04491	0.03100	Oversupply
9/14/2020 13:47	0:04	SSA2	0.16440	0.03000	Oversupply
9/14/2020 13:48	0:05	KWPIL	0.08943	17.48917	Oversupply
9/14/2020 13:52	0:01	SSA3	0.00746	-0.00400	Oversupply
9/14/2020 13:52	0:01	SSA2	0.03314	0.00100	Oversupply
9/14/2020 13:52	0:01	SSA3	0.00746	-0.00400	Oversupply
9/14/2020 13:53	0:01	SSA2	0.03314	0.09500	Oversupply
9/14/2020 13:53	0:01	SSA3	0.00762	0.01300	Oversupply
9/14/2020 13:53	0:01	SSA2	0.03314	0.07900	Oversupply
9/14/2020 13:54	0:01	SSA3	0.00730	0.09800	Oversupply
9/14/2020 13:54	0:01	SSA2	0.03314	0.39700	Oversupply
9/14/2020 13:55	0:01	SSA3	0.00746	0.27300	Oversupply
9/14/2020 13:55	0:01	SSA2	0.03314	0.96600	Oversupply
9/14/2020 13:56	0:01	SSA3	0.00746	0.40600	Oversupply



Maui Curtailment Report

September 2020

Start Date and Time	Duration (minutes)	IPP Curtailed	Estimated Curtailed MWH	Peak MW Curtailed	Reasons for Curtailment
9/14/2020 13:56	0:01	SSA2	0.03314	2.83700	Oversupply
9/14/2020 13:56	0:01	SSA3	0.00746	0.89000	Oversupply
9/14/2020 13:57	0:01	SSA2	0.03314	1.43400	Oversupply
9/14/2020 13:57	0:01	SSA3	0.00730	0.93800	Oversupply
9/14/2020 13:58	0:01	SSA2	0.03314	0.19700	Oversupply
9/14/2020 13:58	0:01	SSA3	0.00746	0.92800	Oversupply
9/14/2020 13:59	0:01	SSA3	0.00746	0.95800	Oversupply
9/14/2020 13:59	0:01	SSA2	0.03314	1.71300	Oversupply
9/14/2020 13:59	0:01	SSA3	0.00127	0.95700	Oversupply
9/14/2020 14:00	0:01	SSA2	0.00066	2.69700	Oversupply
9/14/2020 14:06	0:01	SSA2	0.00066	2.62000	Oversupply
9/14/2020 14:08	0:01	SSA2	0.00066	2.84700	Oversupply
9/14/2020 14:09	0:01	SSA3	0.00412	1.04200	Oversupply
9/14/2020 19:55	0:01	KWPPI	0.00256	19.16773	Oversupply
9/14/2020 19:57	0:01	KWPPI	0.00333	19.61681	Oversupply
9/14/2020 19:59	0:27	KWPPI	2.53267	20.31338	Oversupply
9/14/2020 20:56	0:05	KWPPI	0.11437	19.75353	Oversupply
9/14/2020 21:06	0:06	KWPPI	0.18811	18.45419	Oversupply
9/15/2020 5:18	0:01	AWE	0.00167	0.10000	Oversupply
9/15/2020 8:49	0:01	SSA2	0.00157	1.58900	Oversupply
9/15/2020 8:51	0:01	SSA2	0.00160	1.44200	Oversupply
9/15/2020 8:52	0:01	SSA2	0.00160	1.46600	Oversupply
9/15/2020 8:53	0:01	SSA3	0.00437	1.03100	Oversupply
9/15/2020 8:53	0:01	SSA2	0.00160	0.99600	Oversupply
9/15/2020 8:53	0:01	SSA3	0.00428	0.72000	Oversupply
9/15/2020 8:53	0:01	SSA2	0.00160	0.37900	Oversupply
9/15/2020 8:54	0:01	SSA3	0.00428	0.92800	Oversupply
9/15/2020 8:54	0:01	SSA2	0.00160	0.24700	Oversupply
9/15/2020 8:55	0:01	SSA3	0.00428	0.86400	Oversupply
9/15/2020 8:55	0:02	SSA2	0.00319	0.12200	Oversupply
9/15/2020 8:56	0:01	SSA3	0.00437	0.36500	Oversupply
9/15/2020 8:56	0:01	SSA3	0.00428	0.07300	Oversupply
9/15/2020 8:57	0:01	SSA2	0.00160	0.11700	Oversupply
9/15/2020 8:57	0:01	SSA3	0.00418	0.01700	Oversupply
9/15/2020 8:58	0:01	SSA2	0.00160	0.01200	Oversupply
9/15/2020 8:58	0:01	SSA3	0.00418	0.18600	Oversupply
9/15/2020 8:59	0:01	SSA2	0.00163	0.08500	Oversupply
9/15/2020 8:59	0:01	SSA3	0.00418	0.39200	Oversupply
9/15/2020 8:59	0:03	SSA3	0.03004	0.14900	Oversupply
9/15/2020 9:00	0:03	SSA2	0.03413	0.01400	Oversupply
9/15/2020 9:02	0:01	KWPPI	0.00345	1.32429	Oversupply
9/15/2020 9:02	0:01	SSA2	0.01138	0.02000	Oversupply
9/15/2020 9:03	0:01	SSA3	0.00789	0.30200	Oversupply
9/15/2020 9:03	0:01	SSA2	0.01138	0.25600	Oversupply
9/15/2020 9:03	0:01	SSA3	0.00772	0.55900	Oversupply
9/15/2020 9:04	0:01	SSA2	0.01094	0.45500	Oversupply
9/15/2020 9:04	0:01	SSA3	0.00772	0.43600	Oversupply
9/15/2020 9:05	0:01	SSA2	0.01138	0.54400	Oversupply
9/15/2020 9:05	0:01	SSA3	0.00789	0.68600	Oversupply
9/15/2020 9:06	0:01	SSA2	0.01138	1.17500	Oversupply
9/15/2020 9:06	0:01	SSA3	0.00789	1.21100	Oversupply
9/15/2020 9:06	0:01	SSA3	0.00789	1.21800	Oversupply
9/15/2020 9:06	0:01	SSA2	0.01138	0.97300	Oversupply
9/15/2020 9:07	0:01	SSA3	0.00824	0.72400	Oversupply
9/15/2020 9:07	0:01	SSA2	0.01138	0.18700	Oversupply
9/15/2020 9:08	0:01	SSA3	0.00807	0.32400	Oversupply
9/15/2020 9:08	0:01	SSA2	0.01138	0.10000	Oversupply
9/15/2020 9:09	0:01	SSA3	0.00789	0.08100	Oversupply
9/15/2020 9:09	0:01	SSA2	0.01138	0.41300	Oversupply
9/15/2020 9:09	0:01	SSA3	0.00789	0.68500	Oversupply
9/15/2020 9:10	0:01	SSA2	0.01138	1.03900	Oversupply
9/15/2020 9:10	0:01	SSA3	0.00789	1.23400	Oversupply
9/15/2020 9:11	0:01	SSA2	0.01138	0.54700	Oversupply
9/15/2020 9:11	0:01	SSA3	0.00807	1.25000	Oversupply
9/15/2020 9:12	0:01	SSA2	0.01138	0.85400	Oversupply
9/15/2020 9:12	0:01	SSA3	0.00789	0.83900	Oversupply
9/15/2020 9:13	0:01	SSA2	0.01138	0.90400	Oversupply
9/15/2020 9:13	0:01	SSA3	0.00807	1.23400	Oversupply
9/15/2020 9:13	0:01	SSA3	0.00824	0.66600	Oversupply
9/15/2020 9:13	0:01	SSA2	0.01138	1.12800	Oversupply
9/15/2020 9:14	0:01	SSA3	0.00933	1.26100	Oversupply
9/15/2020 9:14	0:01	SSA2	0.01381	1.89300	Oversupply
9/15/2020 9:15	0:01	SSA3	0.01198	1.28200	Oversupply
9/15/2020 9:15	0:01	SSA2	0.01572	1.52700	Oversupply
9/15/2020 9:16	0:01	SSA3	0.01224	1.28000	Oversupply



Maui Curtailment Report

September 2020

Start Date and Time	Duration (minutes)	IPP Curtailed	Estimated Curtailed MWH	Peak MW Curtailed	Reasons for Curtailment
9/15/2020 9:16	0:01	SSA2	0.01572	0.43300	Oversupply
9/15/2020 9:16	0:01	SSA3	0.01198	0.49000	Oversupply
9/15/2020 9:17	0:01	SSA2	0.01572	0.39100	Oversupply
9/15/2020 9:17	0:01	SSA3	0.01172	0.48100	Oversupply
9/15/2020 9:18	0:01	SSA2	0.01542	0.55900	Oversupply
9/15/2020 9:18	0:01	SSA3	0.01198	0.71800	Oversupply
9/15/2020 9:19	0:01	SSA2	0.01572	0.45400	Oversupply
9/15/2020 9:19	0:01	SSA3	0.01224	0.78900	Oversupply
9/15/2020 9:19	0:01	SSA2	0.01572	0.33600	Oversupply
9/15/2020 9:20	0:01	SSA3	0.01224	0.73100	Oversupply
9/15/2020 9:20	0:01	SSA2	0.01572	0.25400	Oversupply
9/15/2020 9:20	0:01	SSA3	0.01172	0.93100	Oversupply
9/15/2020 9:21	0:02	SSA3	0.02344	0.89800	Oversupply
9/15/2020 9:21	0:03	SSA2	0.06227	0.18700	Oversupply
9/15/2020 9:22	0:01	KWP11	0.00265	3.43995	Oversupply
9/15/2020 9:23	0:01	SSA3	0.01224	0.06900	Oversupply
9/15/2020 9:23	0:01	SSA3	0.01172	0.11400	Oversupply
9/15/2020 9:24	0:01	SSA3	0.01224	0.01100	Oversupply
9/15/2020 9:25	0:01	SSA2	0.01572	0.00300	Oversupply
9/15/2020 9:25	0:01	SSA3	0.01224	0.34500	Oversupply
9/15/2020 9:25	0:01	SSA2	0.01572	0.10300	Oversupply
9/15/2020 9:26	0:01	SSA3	0.01198	0.26300	Oversupply
9/15/2020 9:26	0:09	SSA2	0.19008	0.00800	Oversupply
9/15/2020 9:26	0:08	SSA3	0.17749	0.03200	Oversupply
9/15/2020 9:27	0:09	KWP11	0.16470	3.83814	Oversupply
9/15/2020 9:35	0:01	SSA3	0.01818	0.06600	Oversupply
9/15/2020 9:35	0:01	SSA2	0.02102	0.09400	Oversupply
9/15/2020 9:36	0:01	SSA3	0.01859	0.38900	Oversupply
9/15/2020 9:36	0:01	SSA2	0.02102	0.08800	Oversupply
9/15/2020 9:36	0:26	SSA3	0.66873	0.14000	Oversupply
9/15/2020 9:37	0:26	SSA2	0.75032	0.00400	Oversupply
9/15/2020 9:38	0:25	KWP11	0.83201	2.65157	Oversupply
9/15/2020 9:42	0:05	AWE	0.06199	21.00000	Oversupply
9/15/2020 9:48	0:04	AWE	0.05467	21.00000	Oversupply
9/15/2020 9:54	0:01	AWE	0.00707	21.00000	Oversupply
9/15/2020 9:58	0:01	AWE	0.00747	21.00000	Oversupply
9/15/2020 10:03	0:01	SSA3	0.01867	0.03200	Oversupply
9/15/2020 10:03	0:01	SSA2	0.01906	0.01800	Oversupply
9/15/2020 10:03	0:02	SSA3	0.03774	0.00000	Oversupply
9/15/2020 10:03	0:02	SSA2	0.03925	0.00100	Oversupply
9/15/2020 10:04	0:02	KWP11	0.01749	2.35917	Oversupply
9/15/2020 10:05	0:01	SSA3	0.01826	0.00000	Oversupply
9/15/2020 10:05	0:01	SSA2	0.01982	0.02600	Oversupply
9/15/2020 10:06	0:01	SSA3	0.01907	0.19900	Oversupply
9/15/2020 10:06	0:01	SSA2	0.01982	0.49000	Oversupply
9/15/2020 10:06	0:01	SSA3	0.01907	0.93400	Oversupply
9/15/2020 10:07	0:01	SSA2	0.01982	0.48000	Oversupply
9/15/2020 10:07	0:01	SSA3	0.01907	1.57000	Oversupply
9/15/2020 10:08	0:01	SSA2	0.01982	0.17600	Oversupply
9/15/2020 10:08	0:01	SSA3	0.01867	1.20700	Oversupply
9/15/2020 10:09	0:01	SSA2	0.01982	0.37500	Oversupply
9/15/2020 10:09	0:01	SSA3	0.01826	0.22800	Oversupply
9/15/2020 10:09	0:37	SSA2	0.75635	0.07600	Oversupply
9/15/2020 10:09	0:36	SSA3	1.06553	0.11700	Oversupply
9/15/2020 10:10	0:37	KWP11	1.94493	5.85999	Oversupply
9/15/2020 10:30	0:13	AWE	0.37456	21.00000	Oversupply
9/15/2020 10:46	0:01	SSA3	0.02107	0.00000	Oversupply
9/15/2020 10:46	0:01	SSA2	0.01026	0.07400	Oversupply
9/15/2020 10:47	0:01	SSA3	0.02154	0.01000	Oversupply
9/15/2020 10:47	0:01	SSA3	0.02108	0.54400	Oversupply
9/15/2020 10:47	0:02	SSA2	0.02032	0.19400	Oversupply
9/15/2020 10:48	0:01	SSA3	0.02201	0.75600	Oversupply
9/15/2020 10:49	0:01	SSA3	0.02154	0.74000	Oversupply
9/15/2020 10:49	0:01	SSA2	0.01006	0.24900	Oversupply
9/15/2020 10:50	0:04	SSA3	0.11053	0.31100	Oversupply
9/15/2020 10:50	0:01	SSA2	0.01026	0.02100	Oversupply
9/15/2020 10:51	0:03	KWP11	0.01554	2.55377	Oversupply
9/15/2020 10:51	0:03	SSA2	0.03078	0.03900	Oversupply
9/15/2020 10:53	0:01	SSA2	0.01026	0.03500	Oversupply
9/15/2020 10:54	0:01	SSA3	0.02107	0.02300	Oversupply
9/15/2020 10:54	0:01	SSA2	0.01026	0.28300	Oversupply
9/15/2020 10:54	0:01	SSA3	0.02201	0.13000	Oversupply
9/15/2020 10:55	0:01	SSA3	0.02107	0.13600	Oversupply
9/15/2020 10:55	0:01	SSA2	0.01026	1.30600	Oversupply
9/15/2020 10:56	0:01	SSA3	0.02154	0.13800	Oversupply



Maui Curtailment Report

September 2020

Start Date and Time	Duration (minutes)	IPP Curtailed	Estimated Curtailed MWH	Peak MW Curtailed	Reasons for Curtailment
9/15/2020 11:07	0:01	SSA2	0.01248	2.57800	Oversupply
9/15/2020 11:07	0:01	SSA3	0.00902	1.26800	Oversupply
9/15/2020 11:08	0:01	SSA2	0.01248	1.77000	Oversupply
9/15/2020 11:08	0:01	SSA3	0.00923	1.45700	Oversupply
9/15/2020 11:09	0:01	SSA3	0.00923	1.39400	Oversupply
9/15/2020 11:09	0:01	SSA2	0.01248	1.41500	Oversupply
9/15/2020 11:10	0:01	SSA3	0.00923	1.09400	Oversupply
9/15/2020 11:10	0:01	SSA2	0.01248	1.15100	Oversupply
9/15/2020 11:10	0:01	SSA3	0.00923	1.16800	Oversupply
9/15/2020 11:11	0:01	SSA2	0.01248	0.43600	Oversupply
9/15/2020 11:11	0:01	SSA3	0.00943	0.47800	Oversupply
9/15/2020 11:12	0:01	SSA2	0.01248	0.75600	Oversupply
9/15/2020 11:12	0:01	SSA3	0.00923	0.66400	Oversupply
9/15/2020 11:12	0:04	SSA2	0.12026	0.19300	Oversupply
9/15/2020 11:13	0:04	SSA3	0.08615	0.13100	Oversupply
9/15/2020 11:14	0:03	KWP11	0.04368	1.87915	Oversupply
9/15/2020 11:17	0:01	SSA3	0.02347	0.04900	Oversupply
9/15/2020 11:17	0:01	SSA2	0.03303	0.13800	Oversupply
9/15/2020 11:17	0:01	SSA3	0.02452	0.13400	Oversupply
9/15/2020 11:18	0:01	SSA2	0.03368	0.27400	Oversupply
9/15/2020 11:18	0:01	SSA3	0.02452	0.10700	Oversupply
9/15/2020 11:18	0:01	SSA2	0.03238	0.16200	Oversupply
9/15/2020 11:19	0:01	SSA3	0.02400	0.11400	Oversupply
9/15/2020 11:19	0:01	SSA2	0.03238	0.33100	Oversupply
9/15/2020 11:20	0:01	SSA3	0.02400	0.24700	Oversupply
9/15/2020 11:20	0:01	SSA2	0.03368	0.15600	Oversupply
9/15/2020 11:20	0:19	SSA3	0.44062	0.08900	Oversupply
9/15/2020 11:21	0:19	SSA2	0.72212	0.01100	Oversupply
9/15/2020 11:22	0:19	KWP11	0.35109	2.43102	Oversupply
9/15/2020 11:27	0:09	AWE	0.22177	21.00000	Oversupply
9/15/2020 11:37	0:02	AWE	0.02244	21.00000	Oversupply
9/15/2020 11:40	0:01	SSA3	0.01154	0.00000	Oversupply
9/15/2020 11:40	0:02	SSA2	0.06457	0.03900	Oversupply
9/15/2020 11:40	0:01	SSA3	0.01129	0.14100	Oversupply
9/15/2020 11:41	0:01	SSA3	0.01154	0.22200	Oversupply
9/15/2020 11:42	0:01	SSA2	0.03229	0.32000	Oversupply
9/15/2020 11:42	0:02	SSA3	0.02759	0.36500	Oversupply
9/15/2020 11:43	0:01	SSA2	0.03229	0.58300	Oversupply
9/15/2020 11:43	0:01	SSA2	0.03229	0.88800	Oversupply
9/15/2020 11:44	0:01	SSA3	0.01351	0.50200	Oversupply
9/15/2020 11:44	0:01	SSA2	0.02879	1.10000	Oversupply
9/15/2020 11:45	0:01	SSA3	0.01050	0.42900	Oversupply
9/15/2020 11:45	0:01	SSA2	0.03504	1.05100	Oversupply
9/15/2020 11:46	0:01	SSA3	0.01069	0.63800	Oversupply
9/15/2020 11:46	0:01	SSA2	0.03504	0.46900	Oversupply
9/15/2020 11:47	0:01	SSA3	0.01163	0.36600	Oversupply
9/15/2020 11:47	0:01	SSA2	0.03369	0.14100	Oversupply
9/15/2020 11:48	0:01	SSA3	0.00975	0.26200	Oversupply
9/15/2020 11:48	0:01	SSA2	0.03504	0.67700	Oversupply
9/15/2020 11:49	0:01	SSA3	0.00863	0.40500	Oversupply
9/15/2020 11:49	0:01	SSA2	0.03504	1.13900	Oversupply
9/15/2020 11:49	0:01	SSA3	0.00844	0.70800	Oversupply
9/15/2020 11:50	0:01	SSA2	0.03369	1.81700	Oversupply
9/15/2020 11:50	0:01	SSA3	0.00881	0.70300	Oversupply
9/15/2020 11:50	0:01	SSA2	0.03437	1.41000	Oversupply
9/15/2020 11:51	0:01	SSA3	0.00844	0.43200	Oversupply
9/15/2020 11:51	0:10	SSA2	0.35543	0.12800	Oversupply
9/15/2020 11:52	0:09	SSA3	0.09236	0.00700	Oversupply
9/15/2020 11:53	0:07	KWP11	0.02608	0.69358	Oversupply
9/15/2020 11:54	0:03	AWE	0.03492	21.00000	Oversupply
9/15/2020 12:01	0:01	SSA2	0.01384	0.15000	Oversupply
9/15/2020 12:01	0:01	SSA3	0.00386	0.11400	Oversupply
9/15/2020 12:02	0:01	SSA3	0.00378	0.80000	Oversupply
9/15/2020 12:02	0:01	SSA2	0.01384	0.61600	Oversupply
9/15/2020 12:02	0:01	SSA2	0.01384	1.28500	Oversupply
9/15/2020 12:03	0:01	SSA3	0.00395	1.00700	Oversupply
9/15/2020 12:04	0:01	SSA3	0.00403	1.05400	Oversupply
9/15/2020 12:06	0:01	SSA2	0.01384	2.18700	Oversupply
9/15/2020 13:31	0:01	SSA2	0.02080	2.44000	Oversupply
9/15/2020 13:32	0:01	SSA3	0.01628	1.21800	Oversupply
9/15/2020 13:32	0:01	SSA2	0.02162	1.40000	Oversupply
9/15/2020 13:33	0:01	SSA3	0.01628	1.31700	Oversupply
9/15/2020 13:33	0:01	SSA2	0.02121	0.69600	Oversupply
9/15/2020 13:34	0:01	SSA3	0.01592	0.91500	Oversupply
9/15/2020 13:34	0:01	SSA2	0.02121	0.56900	Oversupply



Maui Curtailment Report

September 2020

Start Date and Time	Duration (minutes)	IPP Curtailed	Estimated Curtailed MWH	Peak MW Curtailed	Reasons for Curtailment
9/15/2020 13:34	0:01	SSA3	0.01663	0.34100	Oversupply
9/15/2020 13:35	0:01	SSA2	0.02121	0.77500	Oversupply
9/15/2020 13:35	0:01	SSA3	0.01663	0.71800	Oversupply
9/15/2020 13:36	0:01	SSA2	0.02121	0.79600	Oversupply
9/15/2020 13:36	0:01	SSA3	0.01592	0.40200	Oversupply
9/15/2020 13:37	0:01	SSA2	0.02121	0.07000	Oversupply
9/15/2020 13:37	0:01	SSA3	0.01628	0.20900	Oversupply
9/15/2020 13:37	0:02	SSA3	0.03220	0.01400	Oversupply
9/15/2020 13:37	0:02	SSA2	0.04242	0.03200	Oversupply
9/15/2020 13:38	0:01	AWE	0.00196	19.90000	Oversupply
9/15/2020 13:39	0:01	SSA3	0.01628	0.00200	Oversupply
9/15/2020 13:39	0:01	SSA2	0.02121	0.07500	Oversupply
9/15/2020 13:40	0:01	SSA3	0.01628	0.07000	Oversupply
9/15/2020 13:40	0:01	SSA2	0.02080	0.24500	Oversupply
9/15/2020 13:40	0:01	SSA3	0.01663	0.13300	Oversupply
9/15/2020 13:41	0:01	SSA2	0.02121	0.19300	Oversupply
9/15/2020 13:41	0:01	SSA3	0.01628	0.14200	Oversupply
9/15/2020 13:42	0:01	SSA2	0.02121	0.10500	Oversupply
9/15/2020 13:42	0:01	SSA3	0.01628	0.07800	Oversupply
9/15/2020 13:43	0:01	SSA2	0.02121	0.15900	Oversupply
9/15/2020 13:43	0:01	SSA3	0.01628	0.11000	Oversupply
9/15/2020 13:44	0:01	SSA2	0.02121	0.27600	Oversupply
9/15/2020 13:44	0:01	SSA3	0.01592	0.16500	Oversupply
9/15/2020 13:44	0:01	SSA3	0.00577	0.24500	Oversupply
9/15/2020 13:44	0:01	SSA2	0.01896	0.15400	Oversupply
9/15/2020 13:45	0:01	SSA3	0.00253	0.34600	Oversupply
9/15/2020 13:45	0:01	SSA2	0.00352	0.34300	Oversupply
9/15/2020 13:46	0:01	SSA3	0.00253	0.52600	Oversupply
9/15/2020 13:46	0:01	SSA2	0.00352	0.48100	Oversupply
9/15/2020 13:47	0:01	SSA3	0.00258	0.99700	Oversupply
9/15/2020 13:47	0:01	SSA2	0.00352	1.25200	Oversupply
9/15/2020 13:47	0:01	SSA3	0.00253	1.53700	Oversupply
9/15/2020 13:48	0:01	SSA2	0.00352	0.81400	Oversupply
9/15/2020 13:54	0:01	SSA3	0.00253	2.07400	Oversupply
9/15/2020 13:55	0:01	SSA2	0.00339	0.92800	Oversupply
9/15/2020 13:55	0:01	SSA3	0.00259	2.13800	Oversupply
9/15/2020 22:07	0:01	KWPPI	0.01016	11.43757	Oversupply
9/15/2020 22:34	0:03	KWPPI	0.08962	11.83675	Oversupply
9/15/2020 22:46	0:02	KWPPI	0.01923	19.76750	Oversupply
9/15/2020 22:54	0:01	KWPPI	0.01200	16.50219	Oversupply
9/15/2020 22:58	0:19	KWPPI	1.21622	19.34037	Oversupply
9/16/2020 0:15	0:47	KWPPI	3.01814	19.23160	Oversupply
9/16/2020 1:04	0:15	KWPPI	0.38306	9.37978	Oversupply
9/16/2020 1:20	2:27	KWPPI	21.34079	19.04298	Oversupply
9/16/2020 3:49	0:07	KWPPI	0.08038	8.87981	Oversupply
9/16/2020 3:57	0:19	KWPPI	0.95868	16.25270	Oversupply
9/16/2020 5:41	0:16	KWPPI	0.67427	14.03325	Oversupply
9/16/2020 5:58	1:13	KWPPI	6.76690	20.03695	Oversupply
9/16/2020 6:20	0:49	SSA3	0.08829	-0.00100	Oversupply
9/16/2020 6:25	0:44	SSA2	0.04861	0.00300	Oversupply
9/16/2020 7:09	0:01	SSA3	0.00336	-0.00200	Oversupply
9/16/2020 7:09	1:45	SSA2	1.35931	0.02700	Oversupply
9/16/2020 7:09	4:23	SSA3	5.56773	-0.00200	Oversupply
9/16/2020 7:12	3:40	KWPPI	30.57931	20.10780	Oversupply
9/16/2020 8:04	0:02	AWE	0.01145	17.30000	Oversupply
9/16/2020 8:10	0:01	AWE	0.00660	16.30000	Oversupply
9/16/2020 8:13	0:38	AWE	1.54965	19.80000	Oversupply
9/16/2020 8:54	2:38	SSA2	6.08394	0.24400	Oversupply
9/16/2020 8:56	0:01	AWE	0.00207	20.40000	Oversupply
9/16/2020 9:47	0:01	AWE	0.00353	19.20000	Oversupply
9/16/2020 9:49	0:01	AWE	0.00640	19.10000	Oversupply
9/16/2020 9:52	0:04	AWE	0.01995	19.10000	Oversupply
9/16/2020 9:57	0:03	AWE	0.02162	18.00000	Oversupply
9/16/2020 10:01	1:32	AWE	3.70227	21.00000	Oversupply
9/16/2020 11:32	0:01	SSA2	0.04379	0.02800	Oversupply
9/16/2020 11:32	0:01	SSA3	0.02393	-0.00400	Oversupply
9/16/2020 11:33	0:43	SSA2	2.05918	0.00800	Oversupply
9/16/2020 11:33	0:42	SSA3	1.35006	-0.00400	Oversupply
9/16/2020 11:34	0:43	AWE	1.05200	19.70000	Oversupply
9/16/2020 12:16	0:01	SSA3	0.02316	-0.00400	Oversupply
9/16/2020 12:16	0:01	SSA2	0.03819	0.00600	Oversupply
9/16/2020 12:16	0:02	SSA3	0.07145	-0.00400	Oversupply
9/16/2020 12:17	0:02	SSA2	0.07868	0.01100	Oversupply
9/16/2020 12:18	0:07	AWE	0.07430	18.30000	Oversupply
9/16/2020 12:19	0:01	SSA2	0.03972	-0.00200	Oversupply



Maui Curtailment Report

September 2020

Start Date and Time	Duration (minutes)	IPP Curtailed	Estimated Curtailed MWH	Peak MW Curtailed	Reasons for Curtailment
9/16/2020 12:19	0:01	SSA3	0.02316	0.02400	Oversupply
9/16/2020 12:20	0:04	SSA2	0.19632	0.00700	Oversupply
9/16/2020 12:20	0:05	SSA3	0.13748	0.00900	Oversupply
9/16/2020 12:24	0:01	SSA2	0.03972	0.00000	Oversupply
9/16/2020 12:24	0:01	SSA3	0.02316	0.05300	Oversupply
9/16/2020 12:25	0:01	SSA2	0.03896	0.12100	Oversupply
9/16/2020 12:25	0:01	SSA3	0.02316	0.33800	Oversupply
9/16/2020 12:26	0:01	SSA2	0.03896	0.21300	Oversupply
9/16/2020 12:26	0:01	SSA3	0.02267	0.49800	Oversupply
9/16/2020 12:26	0:01	SSA2	0.03972	0.24400	Oversupply
9/16/2020 12:27	0:01	SSA3	0.02267	0.36100	Oversupply
9/16/2020 12:27	0:01	SSA2	0.03972	0.37600	Oversupply
9/16/2020 12:27	0:01	SSA3	0.02267	0.57600	Oversupply
9/16/2020 12:28	0:01	SSA3	0.02316	0.45400	Oversupply
9/16/2020 12:28	0:01	SSA2	0.03972	0.36700	Oversupply
9/16/2020 12:29	0:01	SSA3	0.02247	0.49500	Oversupply
9/16/2020 12:29	0:01	SSA2	0.03755	0.42700	Oversupply
9/16/2020 12:30	0:02	SSA3	0.04376	0.02200	Oversupply
9/16/2020 12:30	0:01	SSA2	0.03458	0.01500	Oversupply
9/16/2020 12:31	0:01	AWE	0.01139	18.30000	Oversupply
9/16/2020 12:31	0:01	SSA2	0.03325	0.00100	Oversupply
9/16/2020 12:31	0:01	SSA3	0.02165	-0.00400	Oversupply
9/16/2020 12:32	0:01	SSA2	0.03391	0.07800	Oversupply
9/16/2020 12:32	0:01	SSA3	0.02165	-0.00400	Oversupply
9/16/2020 12:32	0:01	SSA2	0.03458	0.13700	Oversupply
9/16/2020 12:33	0:01	SSA3	0.02165	-0.00400	Oversupply
9/16/2020 12:33	0:01	SSA2	0.03391	0.11300	Oversupply
9/16/2020 12:34	0:01	SSA3	0.02165	-0.00400	Oversupply
9/16/2020 12:34	0:01	SSA2	0.03325	0.12900	Oversupply
9/16/2020 12:34	0:01	SSA3	0.02118	-0.00400	Oversupply
9/16/2020 12:35	0:01	SSA2	0.03458	0.14700	Oversupply
9/16/2020 12:35	0:01	SSA3	0.02212	-0.00400	Oversupply
9/16/2020 12:36	0:01	SSA3	0.02212	0.03800	Oversupply
9/16/2020 12:36	0:01	SSA2	0.03458	0.17100	Oversupply
9/16/2020 12:37	0:01	SSA3	0.02117	0.23700	Oversupply
9/16/2020 12:37	0:01	SSA2	0.03458	0.51900	Oversupply
9/16/2020 12:37	0:01	SSA3	0.02212	0.42900	Oversupply
9/16/2020 12:38	0:01	SSA2	0.03458	0.66300	Oversupply
9/16/2020 12:38	0:01	SSA3	0.02165	0.60400	Oversupply
9/16/2020 12:38	0:01	SSA2	0.03458	0.72700	Oversupply
9/16/2020 12:39	0:01	SSA3	0.02165	1.02800	Oversupply
9/16/2020 12:39	0:01	SSA2	0.03458	1.12700	Oversupply
9/16/2020 12:40	0:01	SSA3	0.02165	1.12500	Oversupply
9/16/2020 12:40	0:01	SSA2	0.03458	1.00300	Oversupply
9/16/2020 12:40	0:01	SSA3	0.02165	0.25900	Oversupply
9/16/2020 12:41	0:01	SSA2	0.03458	0.94300	Oversupply
9/16/2020 12:41	0:01	SSA3	0.02117	0.14000	Oversupply
9/16/2020 12:42	0:01	SSA2	0.03458	0.64600	Oversupply
9/16/2020 12:42	0:01	SSA3	0.02165	0.10900	Oversupply
9/16/2020 12:43	0:01	SSA3	0.02165	0.14600	Oversupply
9/16/2020 12:43	0:01	SSA2	0.03458	0.70900	Oversupply
9/16/2020 12:43	0:01	SSA3	0.02212	0.12700	Oversupply
9/16/2020 12:44	0:01	SSA2	0.03458	0.84700	Oversupply
9/16/2020 12:44	0:01	SSA3	0.01359	0.12900	Oversupply
9/16/2020 12:45	0:01	SSA2	0.02274	1.10800	Oversupply
9/16/2020 12:45	0:01	SSA3	0.00969	0.12700	Oversupply
9/16/2020 12:45	0:01	SSA2	0.02230	1.56200	Oversupply
9/16/2020 12:46	0:01	SSA3	0.00969	0.25900	Oversupply
9/16/2020 12:46	0:01	SSA2	0.02274	0.54900	Oversupply
9/16/2020 12:47	0:01	SSA3	0.00990	0.50900	Oversupply
9/16/2020 12:47	0:01	SSA2	0.02274	1.05400	Oversupply
9/16/2020 12:47	0:01	SSA3	0.00969	0.79800	Oversupply
9/16/2020 12:48	0:01	SSA2	0.02274	1.15800	Oversupply
9/16/2020 12:48	0:01	SSA3	0.00969	1.20900	Oversupply
9/16/2020 12:49	0:01	SSA2	0.02274	1.33700	Oversupply
9/16/2020 12:49	0:01	SSA3	0.00990	1.37700	Oversupply
9/16/2020 12:50	0:01	SSA3	0.00969	1.66600	Oversupply
9/16/2020 12:50	0:01	SSA2	0.02274	1.84000	Oversupply
9/16/2020 12:50	0:01	SSA3	0.00990	1.50900	Oversupply
9/16/2020 12:51	0:01	SSA2	0.02274	0.93300	Oversupply
9/16/2020 12:51	0:01	SSA3	0.00947	1.04200	Oversupply
9/16/2020 12:51	0:01	SSA2	0.02274	0.59300	Oversupply
9/16/2020 12:52	0:01	SSA3	0.00990	0.93100	Oversupply
9/16/2020 12:52	0:01	SSA2	0.02274	1.03400	Oversupply
9/16/2020 12:53	0:01	SSA3	0.00969	0.86700	Oversupply



Maui Curtailment Report

September 2020

Start Date and Time	Duration (minutes)	IPP Curtailed	Estimated Curtailed MWH	Peak MW Curtailed	Reasons for Curtailment
9/16/2020 12:53	0:01	SSA2	0.02274	0.15600	Oversupply
9/16/2020 12:54	0:01	SSA3	0.00947	0.60400	Oversupply
9/16/2020 12:54	0:01	SSA2	0.02274	1.09800	Oversupply
9/16/2020 12:54	0:01	SSA3	0.00969	0.93100	Oversupply
9/16/2020 12:55	0:01	SSA2	0.02274	0.83600	Oversupply
9/16/2020 12:55	0:01	SSA3	0.00990	1.29600	Oversupply
9/16/2020 12:56	0:01	SSA2	0.02274	1.54600	Oversupply
9/16/2020 12:56	0:01	SSA3	0.00990	1.59000	Oversupply
9/16/2020 12:57	0:01	SSA3	0.00969	1.94500	Oversupply
9/16/2020 12:57	0:01	SSA2	0.02274	1.36000	Oversupply
9/16/2020 12:57	0:02	SSA3	0.01958	1.95700	Oversupply
9/16/2020 12:57	0:01	SSA2	0.02274	2.22200	Oversupply
9/16/2020 12:58	0:01	SSA2	0.02274	2.85200	Oversupply
9/16/2020 12:59	0:01	SSA2	0.00932	2.39800	Oversupply
9/16/2020 13:00	0:01	SSA3	-0.00049	1.96200	Oversupply
9/16/2020 13:00	0:01	SSA2	0.00275	2.63600	Oversupply
9/16/2020 13:00	0:01	SSA3	-0.00050	1.95600	Oversupply
9/16/2020 13:01	0:01	SSA2	0.00280	2.64900	Oversupply
9/16/2020 13:01	0:01	SSA3	-0.00050	1.96100	Oversupply
9/16/2020 13:02	0:01	SSA2	0.00269	2.38000	Oversupply
9/16/2020 13:02	0:01	SSA3	-0.00050	1.95400	Oversupply
9/16/2020 13:03	0:01	SSA2	0.00280	1.95100	Oversupply
9/16/2020 13:03	0:01	SSA3	-0.00048	1.94900	Oversupply
9/16/2020 13:04	0:01	SSA2	0.00280	1.76400	Oversupply
9/16/2020 13:04	0:01	SSA3	-0.00050	1.94300	Oversupply
9/16/2020 13:04	0:01	SSA3	-0.00048	1.96000	Oversupply
9/16/2020 13:04	0:01	SSA2	0.00280	2.61800	Oversupply
9/16/2020 13:05	0:01	SSA3	-0.00049	1.96900	Oversupply
9/16/2020 13:05	0:01	SSA2	0.00280	2.62000	Oversupply
9/16/2020 13:06	0:01	SSA3	-0.00049	1.97500	Oversupply
9/16/2020 13:22	0:01	SSA2	0.00061	2.61500	Oversupply
9/16/2020 13:29	0:01	SSA2	0.00061	2.81200	Oversupply
9/16/2020 19:49	0:01	KWPPII	0.00968	20.25650	Oversupply
9/16/2020 19:56	0:02	KWPPII	0.02006	20.60778	Oversupply
9/16/2020 23:09	1:29	KWPPII	14.38525	20.65368	Oversupply
9/17/2020 0:07	0:01	AWE	0.00633	12.60000	Oversupply
9/17/2020 0:48	0:02	KWPPII	0.01354	18.89828	Oversupply
9/17/2020 0:52	9:41	KWPPII	88.93316	20.69160	Oversupply
9/17/2020 2:49	0:02	AWE	0.00333	0.10000	Oversupply
9/17/2020 6:20	4:12	SSA3	3.79680	0.01000	Oversupply
9/17/2020 6:26	4:06	SSA2	4.66238	-0.00200	Oversupply
9/17/2020 7:41	2:51	AWE	12.53016	21.00000	Oversupply
9/17/2020 10:35	0:01	SSA3	0.01559	1.57000	Oversupply
9/17/2020 10:35	0:01	SSA2	0.02545	1.87800	Oversupply
9/17/2020 10:37	0:01	SSA2	0.02545	2.60300	Oversupply
9/17/2020 10:38	0:01	SSA3	0.01559	1.60400	Oversupply
9/17/2020 10:38	0:01	SSA2	0.02545	2.62700	Oversupply
9/17/2020 10:38	0:01	SSA3	0.01559	0.64000	Oversupply
9/17/2020 10:39	0:01	KWPPII	0.00468	7.84892	Oversupply
9/17/2020 10:39	0:01	SSA2	0.02545	0.03000	Oversupply
9/17/2020 10:39	0:01	SSA3	0.01593	0.00700	Oversupply
9/17/2020 10:40	0:01	SSA3	0.01593	0.08000	Oversupply
9/17/2020 10:40	0:01	SSA2	0.02496	0.57800	Oversupply
9/17/2020 10:41	0:08	SSA3	0.19266	0.08000	Oversupply
9/17/2020 10:41	0:08	SSA2	0.27746	0.06000	Oversupply
9/17/2020 10:42	0:05	KWPPII	0.06483	7.22619	Oversupply
9/17/2020 10:48	0:01	KWPPII	0.00993	6.35997	Oversupply
9/17/2020 10:49	0:01	SSA3	0.02301	0.03700	Oversupply
9/17/2020 10:49	0:01	SSA2	0.03585	0.12000	Oversupply
9/17/2020 10:49	0:01	SSA3	0.02301	0.11900	Oversupply
9/17/2020 10:50	0:01	SSA2	0.03585	0.37800	Oversupply
9/17/2020 10:50	0:01	SSA3	0.02252	0.11800	Oversupply
9/17/2020 10:50	0:01	SSA2	0.03585	0.29700	Oversupply
9/17/2020 10:51	0:01	SSA3	0.02301	0.10900	Oversupply
9/17/2020 10:51	0:01	SSA2	0.03585	0.30700	Oversupply
9/17/2020 10:52	0:01	SSA3	0.02301	0.29800	Oversupply
9/17/2020 10:52	0:01	SSA2	0.03585	0.72500	Oversupply
9/17/2020 10:52	0:01	SSA3	0.02252	0.56500	Oversupply
9/17/2020 10:53	0:01	SSA2	0.03585	0.56500	Oversupply
9/17/2020 10:53	0:01	SSA3	0.02252	0.16000	Oversupply
9/17/2020 10:54	0:02	SSA2	0.07171	0.20200	Oversupply
9/17/2020 10:54	0:02	SSA3	0.06804	0.15600	Oversupply
9/17/2020 10:55	0:02	KWPPII	0.01209	5.89492	Oversupply
9/17/2020 10:56	0:01	SSA2	0.03516	0.00200	Oversupply
9/17/2020 10:56	0:01	SSA3	0.02350	0.02500	Oversupply



Maui Curtailment Report

September 2020

Start Date and Time	Duration (minutes)	IPP Curtailed	Estimated Curtailed MWH	Peak MW Curtailed	Reasons for Curtailment
9/17/2020 10:56	0:01	SSA2	0.03585	0.04800	Oversupply
9/17/2020 10:57	0:01	SSA3	0.02252	0.11400	Oversupply
9/17/2020 10:57	0:01	SSA2	0.03585	0.12000	Oversupply
9/17/2020 10:58	0:01	SSA3	0.02203	0.12700	Oversupply
9/17/2020 10:58	0:01	SSA2	0.03585	0.13000	Oversupply
9/17/2020 10:59	0:01	SSA3	0.02301	0.13900	Oversupply
9/17/2020 10:59	0:01	SSA2	0.03414	0.11400	Oversupply
9/17/2020 10:59	0:01	SSA3	0.01956	0.14200	Oversupply
9/17/2020 11:00	0:01	SSA2	0.03296	0.13300	Oversupply
9/17/2020 11:00	0:01	SSA3	0.01955	0.13800	Oversupply
9/17/2020 11:01	0:01	SSA2	0.03296	0.44100	Oversupply
9/17/2020 11:01	0:01	SSA3	0.01955	0.27600	Oversupply
9/17/2020 11:02	0:01	SSA3	0.01955	0.47000	Oversupply
9/17/2020 11:02	0:01	SSA2	0.03296	0.83400	Oversupply
9/17/2020 11:02	0:01	SSA3	0.01955	0.70800	Oversupply
9/17/2020 11:03	0:01	SSA2	0.03296	0.78200	Oversupply
9/17/2020 11:03	0:01	SSA3	0.01955	0.97800	Oversupply
9/17/2020 11:03	0:01	SSA2	0.03296	0.33600	Oversupply
9/17/2020 11:04	0:01	SSA3	0.01955	0.84300	Oversupply
9/17/2020 11:04	0:01	SSA2	0.03296	1.23200	Oversupply
9/17/2020 11:05	0:01	SSA3	0.01955	1.38000	Oversupply
9/17/2020 11:05	0:01	SSA2	0.03296	1.54200	Oversupply
9/17/2020 11:06	0:01	SSA3	0.01912	1.46700	Oversupply
9/17/2020 11:06	0:01	SSA2	0.03296	0.91000	Oversupply
9/17/2020 11:06	0:01	SSA3	0.01955	0.78000	Oversupply
9/17/2020 11:07	0:01	SSA2	0.03296	0.33700	Oversupply
9/17/2020 11:07	0:01	SSA3	0.01912	0.30600	Oversupply
9/17/2020 11:08	0:01	SSA2	0.03296	0.08700	Oversupply
9/17/2020 11:08	0:01	SSA3	0.01955	0.09300	Oversupply
9/17/2020 11:09	0:01	SSA3	0.01912	0.01300	Oversupply
9/17/2020 11:09	0:01	SSA2	0.03296	0.02400	Oversupply
9/17/2020 11:09	0:02	SSA3	0.03953	0.01300	Oversupply
9/17/2020 11:09	0:04	SSA2	0.16415	0.16300	Oversupply
9/17/2020 11:11	0:02	KWP11	0.00853	2.57472	Oversupply
9/17/2020 11:11	0:01	SSA3	0.01955	0.00100	Oversupply
9/17/2020 11:12	0:02	SSA3	0.03910	0.00300	Oversupply
9/17/2020 11:13	0:01	SSA3	0.01955	0.00300	Oversupply
9/17/2020 11:14	0:01	SSA2	0.03291	0.11500	Oversupply
9/17/2020 11:14	0:01	SSA3	0.01946	0.08900	Oversupply
9/17/2020 11:15	0:01	SSA3	0.02170	0.19300	Oversupply
9/17/2020 11:15	0:01	SSA2	0.03450	0.09700	Oversupply
9/17/2020 11:15	0:01	SSA3	0.02124	0.09300	Oversupply
9/17/2020 11:16	0:01	SSA2	0.03450	0.01600	Oversupply
9/17/2020 11:16	0:01	SSA3	0.02124	0.03000	Oversupply
9/17/2020 11:16	0:01	SSA2	0.03450	0.17900	Oversupply
9/17/2020 11:17	0:02	SSA3	0.04293	0.12600	Oversupply
9/17/2020 11:17	0:02	SSA2	0.06900	0.05100	Oversupply
9/17/2020 11:19	0:01	SSA3	0.02124	0.01200	Oversupply
9/17/2020 11:19	0:01	SSA2	0.03450	0.22800	Oversupply
9/17/2020 11:19	0:01	SSA3	0.02124	0.11000	Oversupply
9/17/2020 11:20	0:01	SSA2	0.03450	0.63400	Oversupply
9/17/2020 11:20	0:01	SSA3	0.02124	0.13600	Oversupply
9/17/2020 11:21	0:01	SSA2	0.03450	0.82400	Oversupply
9/17/2020 11:21	0:01	SSA3	0.02124	0.10800	Oversupply
9/17/2020 11:22	0:01	SSA3	0.02124	0.14000	Oversupply
9/17/2020 11:22	0:01	SSA2	0.03450	0.65700	Oversupply
9/17/2020 11:22	0:01	SSA3	0.02077	0.11300	Oversupply
9/17/2020 11:22	0:01	SSA2	0.03450	0.80900	Oversupply
9/17/2020 11:23	0:01	SSA3	0.02124	0.14700	Oversupply
9/17/2020 11:23	0:01	SSA2	0.03450	0.51900	Oversupply
9/17/2020 11:24	0:01	SSA3	0.02124	0.25100	Oversupply
9/17/2020 11:24	0:01	SSA2	0.03450	0.24300	Oversupply
9/17/2020 11:25	0:01	SSA3	0.02077	0.44500	Oversupply
9/17/2020 11:25	0:01	SSA2	0.03450	0.61100	Oversupply
9/17/2020 11:25	0:01	SSA3	0.02124	0.56600	Oversupply
9/17/2020 11:26	0:01	SSA2	0.03450	0.68300	Oversupply
9/17/2020 11:26	0:01	SSA3	0.02170	0.68300	Oversupply
9/17/2020 11:27	0:01	SSA2	0.03450	0.69300	Oversupply
9/17/2020 11:27	0:01	SSA3	0.02124	0.57600	Oversupply
9/17/2020 11:28	0:01	SSA2	0.03450	0.58600	Oversupply
9/17/2020 11:28	0:01	SSA3	0.02078	0.60600	Oversupply
9/17/2020 11:28	0:01	SSA3	0.02124	0.43300	Oversupply
9/17/2020 11:29	0:01	SSA2	0.03450	0.58700	Oversupply
9/17/2020 11:29	0:01	SSA3	0.01667	0.31300	Oversupply
9/17/2020 11:29	0:01	SSA2	0.02310	0.26500	Oversupply



Maui Curtailment Report

September 2020

Start Date and Time	Duration (minutes)	IPP Curtailed	Estimated Curtailed MWH	Peak MW Curtailed	Reasons for Curtailment
9/17/2020 11:30	0:01	SSA3	0.01417	0.07600	Oversupply
9/17/2020 11:30	0:02	SSA2	0.04474	0.02500	Oversupply
9/17/2020 11:31	0:01	SSA3	0.01449	0.00900	Oversupply
9/17/2020 11:31	0:01	SSA3	0.01449	0.00000	Oversupply
9/17/2020 11:32	0:01	AWE	0.00191	21.00000	Oversupply
9/17/2020 11:32	0:01	SSA2	0.02237	0.08900	Oversupply
9/17/2020 11:32	0:01	SSA3	0.01481	0.08800	Oversupply
9/17/2020 11:33	0:01	SSA2	0.02237	0.70400	Oversupply
9/17/2020 11:33	0:01	SSA3	0.01417	0.12400	Oversupply
9/17/2020 11:34	0:01	SSA2	0.02237	1.47500	Oversupply
9/17/2020 11:34	0:01	SSA3	0.01449	0.13900	Oversupply
9/17/2020 11:35	0:01	SSA3	0.01417	0.13100	Oversupply
9/17/2020 11:35	0:01	SSA2	0.02237	1.93600	Oversupply
9/17/2020 11:35	0:01	SSA3	0.01417	0.11300	Oversupply
9/17/2020 11:35	0:01	SSA2	0.02237	1.94500	Oversupply
9/17/2020 11:36	0:01	SSA3	0.01449	0.12700	Oversupply
9/17/2020 11:36	0:01	SSA2	0.02237	1.97700	Oversupply
9/17/2020 11:37	0:01	SSA3	0.01449	0.30900	Oversupply
9/17/2020 11:37	0:01	SSA2	0.02237	2.10900	Oversupply
9/17/2020 11:38	0:01	SSA3	0.01417	0.52200	Oversupply
9/17/2020 11:38	0:01	SSA2	0.02237	2.23900	Oversupply
9/17/2020 11:38	0:01	SSA3	0.01449	0.75900	Oversupply
9/17/2020 11:39	0:01	SSA2	0.02237	2.42200	Oversupply
9/17/2020 11:39	0:01	SSA3	0.01449	1.41200	Oversupply
9/17/2020 11:40	0:01	SSA2	0.02237	0.79700	Oversupply
9/17/2020 11:40	0:01	SSA3	0.01449	1.92900	Oversupply
9/17/2020 11:41	0:01	SSA3	0.01417	1.93400	Oversupply
9/17/2020 11:41	0:01	SSA2	0.02194	0.18700	Oversupply
9/17/2020 11:41	0:01	SSA3	0.01417	1.94100	Oversupply
9/17/2020 11:42	0:02	SSA2	0.04474	1.63300	Oversupply
9/17/2020 11:42	0:01	SSA3	0.01449	1.94100	Oversupply
9/17/2020 11:43	0:01	SSA3	0.01449	1.94300	Oversupply
9/17/2020 11:43	0:01	SSA2	0.02237	0.72300	Oversupply
9/17/2020 11:44	0:01	SSA3	0.01449	1.94400	Oversupply
9/17/2020 11:44	0:01	SSA2	0.01316	1.86100	Oversupply
9/17/2020 11:44	0:01	SSA3	0.00115	1.93700	Oversupply
9/17/2020 11:45	0:01	SSA2	0.00610	2.29400	Oversupply
9/17/2020 11:45	0:01	SSA3	-0.00012	1.94500	Oversupply
9/17/2020 11:46	0:01	SSA2	0.00610	2.46200	Oversupply
9/17/2020 11:46	0:01	SSA3	-0.00013	1.94200	Oversupply
9/17/2020 11:47	0:01	SSA2	0.00610	2.68900	Oversupply
9/17/2020 11:47	0:01	SSA3	-0.00013	1.94100	Oversupply
9/17/2020 11:48	0:01	SSA2	0.00610	2.78600	Oversupply
9/17/2020 11:49	0:01	SSA2	0.00610	2.77100	Oversupply
9/17/2020 11:51	0:01	SSA2	0.00610	2.62400	Oversupply
9/17/2020 11:52	0:01	SSA2	0.00610	2.67500	Oversupply
9/17/2020 11:53	0:01	SSA2	0.00610	2.50700	Oversupply
9/17/2020 11:54	0:01	SSA2	0.00610	2.06900	Oversupply
9/17/2020 11:55	0:01	SSA2	0.00610	2.11800	Oversupply
9/17/2020 11:55	0:01	SSA2	0.00586	2.55600	Oversupply
9/17/2020 11:56	0:01	SSA2	0.00610	1.96900	Oversupply
9/17/2020 11:57	0:01	SSA2	0.00610	2.28200	Oversupply
9/17/2020 11:58	0:01	SSA2	0.00610	2.28600	Oversupply
9/17/2020 11:59	0:01	SSA2	0.00673	2.11800	Oversupply
9/17/2020 12:00	0:01	SSA2	0.00910	2.50200	Oversupply
9/17/2020 12:01	0:01	SSA2	0.00910	2.65100	Oversupply
9/17/2020 12:01	0:01	SSA2	0.00910	2.45200	Oversupply
9/17/2020 12:02	0:01	SSA2	0.00910	2.39900	Oversupply
9/17/2020 12:03	0:01	SSA2	0.00910	2.28500	Oversupply
9/17/2020 12:04	0:01	SSA2	0.00910	2.49100	Oversupply
9/17/2020 12:05	0:01	SSA2	0.00910	1.99000	Oversupply
9/17/2020 12:06	0:01	SSA2	0.00910	1.84700	Oversupply
9/17/2020 12:07	0:01	SSA2	0.00910	2.09000	Oversupply
9/17/2020 12:07	0:01	SSA2	0.00910	2.29900	Oversupply
9/17/2020 12:08	0:01	SSA2	0.00910	2.22500	Oversupply
9/17/2020 12:09	0:01	SSA2	0.00910	2.39500	Oversupply
9/17/2020 12:10	0:01	SSA2	0.00910	2.35700	Oversupply
9/17/2020 12:11	0:01	SSA2	0.00910	2.19900	Oversupply
9/17/2020 12:11	0:01	SSA3	-0.00013	1.92900	Oversupply
9/17/2020 12:12	0:01	SSA2	0.00910	2.00000	Oversupply
9/17/2020 12:12	0:01	SSA3	-0.00013	1.93900	Oversupply
9/17/2020 12:13	0:01	SSA2	0.00910	2.45600	Oversupply
9/17/2020 12:13	0:01	SSA3	-0.00012	1.93900	Oversupply
9/17/2020 12:14	0:01	SSA2	0.00910	2.42400	Oversupply
9/17/2020 12:14	0:01	SSA3	-0.00013	1.93800	Oversupply



Maui Curtailment Report

September 2020

Start Date and Time	Duration (minutes)	IPP Curtailed	Estimated Curtailed MWH	Peak MW Curtailed	Reasons for Curtailment
9/17/2020 12:14	0:01	SSA2	0.00826	2.44900	Oversupply
9/17/2020 12:14	0:01	SSA3	-0.00008	1.94000	Oversupply
9/17/2020 12:15	0:01	SSA3	-0.00008	1.94100	Oversupply
9/17/2020 12:15	0:01	SSA2	0.00802	2.54600	Oversupply
9/17/2020 12:16	0:01	SSA3	-0.00007	1.93900	Oversupply
9/17/2020 12:16	0:01	SSA2	0.00818	1.60000	Oversupply
9/17/2020 12:17	0:01	SSA3	-0.00008	1.93500	Oversupply
9/17/2020 12:17	0:01	SSA2	0.00818	1.81100	Oversupply
9/17/2020 12:18	0:01	SSA3	-0.00008	1.93300	Oversupply
9/17/2020 12:18	0:01	SSA2	0.00818	2.75300	Oversupply
9/17/2020 12:18	0:01	SSA3	-0.00008	1.93500	Oversupply
9/17/2020 12:19	0:01	SSA2	0.00818	2.41800	Oversupply
9/17/2020 12:19	0:01	SSA3	-0.00008	1.93200	Oversupply
9/17/2020 12:20	0:01	SSA2	0.00818	1.99100	Oversupply
9/17/2020 12:20	0:01	SSA3	-0.00008	1.92900	Oversupply
9/17/2020 12:20	0:01	SSA2	0.00818	2.23000	Oversupply
9/17/2020 12:21	0:01	SSA2	0.00818	1.67300	Oversupply
9/17/2020 12:21	0:01	SSA3	-0.00008	1.92800	Oversupply
9/17/2020 12:22	0:01	SSA3	-0.00008	1.92500	Oversupply
9/17/2020 12:22	0:01	SSA2	0.00818	2.14700	Oversupply
9/17/2020 12:23	0:01	SSA2	0.00818	2.29400	Oversupply
9/17/2020 12:24	0:01	SSA3	-0.00008	1.92500	Oversupply
9/17/2020 12:24	0:01	SSA2	0.00818	2.37700	Oversupply
9/17/2020 12:24	0:01	SSA3	-0.00008	1.92600	Oversupply
9/17/2020 12:25	0:01	SSA2	0.00818	2.39400	Oversupply
9/17/2020 12:27	0:01	SSA2	0.00818	2.90600	Oversupply
9/17/2020 12:27	0:01	SSA3	-0.00008	1.92200	Oversupply
9/17/2020 12:27	0:01	SSA2	0.00818	1.78300	Oversupply
9/17/2020 12:27	0:01	SSA3	-0.00007	1.92500	Oversupply
9/17/2020 12:28	0:01	SSA3	-0.00008	1.91700	Oversupply
9/17/2020 12:28	0:01	SSA2	0.00818	2.79900	Oversupply
9/17/2020 12:29	0:01	SSA3	0.00006	1.92000	Oversupply
9/17/2020 12:29	0:01	SSA2	0.00804	1.78200	Oversupply
9/17/2020 12:30	0:01	SSA3	0.00033	1.92400	Oversupply
9/17/2020 12:30	0:01	SSA2	0.00794	1.98900	Oversupply
9/17/2020 12:31	0:01	SSA2	0.00764	2.77300	Oversupply
9/17/2020 12:33	0:01	SSA2	0.00794	2.90900	Oversupply
9/17/2020 12:33	0:01	SSA2	0.00794	2.48100	Oversupply
9/17/2020 12:34	0:01	SSA2	0.00794	1.95800	Oversupply
9/17/2020 12:35	0:01	SSA2	0.00794	2.30800	Oversupply
9/17/2020 12:36	0:01	SSA2	0.00794	2.30600	Oversupply
9/17/2020 12:37	0:01	SSA2	0.00794	1.99700	Oversupply
9/17/2020 12:38	0:01	SSA2	0.00794	2.63400	Oversupply
9/17/2020 12:39	0:01	SSA2	0.00794	2.19100	Oversupply
9/17/2020 12:40	0:01	SSA2	0.00794	1.78800	Oversupply
9/17/2020 12:41	0:01	SSA2	0.00794	2.22200	Oversupply
9/17/2020 12:42	0:01	SSA2	0.00794	1.75100	Oversupply
9/17/2020 12:43	0:01	SSA2	0.00794	2.51000	Oversupply
9/17/2020 12:45	0:01	SSA2	0.00344	2.73400	Oversupply
9/17/2020 12:46	0:01	SSA2	0.00331	1.44100	Oversupply
9/17/2020 12:46	0:01	SSA2	0.00344	2.84700	Oversupply
9/17/2020 12:48	0:01	SSA2	0.00344	2.76900	Oversupply
9/17/2020 12:49	0:01	SSA2	0.00344	2.30800	Oversupply
9/17/2020 12:50	0:01	SSA2	0.00344	2.51900	Oversupply
9/18/2020 0:24	0:04	KWP11	0.04252	5.19236	Oversupply
9/18/2020 7:25	0:01	SSA2	0.00209	0.23300	Oversupply
9/18/2020 7:27	0:01	SSA2	0.00209	0.25000	Oversupply
9/18/2020 7:27	0:01	SSA3	0.00036	0.42100	Oversupply
9/18/2020 7:28	0:01	KWP11	0.00257	5.36601	Oversupply
9/18/2020 7:29	0:01	SSA2	0.00209	0.26900	Oversupply
9/18/2020 7:29	0:01	SSA3	0.00037	0.43500	Oversupply
9/18/2020 7:33	0:01	SSA3	0.00514	0.47800	Oversupply
9/18/2020 7:34	0:01	SSA2	0.00591	0.30200	Oversupply
9/18/2020 7:34	0:08	SSA3	0.05639	0.10400	Oversupply
9/18/2020 7:35	0:08	SSA2	0.05305	0.01300	Oversupply
9/18/2020 7:36	0:07	KWP11	0.16515	3.44893	Oversupply
9/18/2020 7:39	0:04	AWE	0.07908	21.00000	Oversupply
9/18/2020 7:42	0:03	SSA2	0.02346	0.01700	Oversupply
9/18/2020 7:43	0:02	SSA3	0.01539	0.05800	Oversupply
9/18/2020 7:44	0:01	KWP11	0.01168	0.70056	Oversupply
9/18/2020 7:45	0:01	SSA3	0.00680	0.07000	Oversupply
9/18/2020 7:46	0:02	KWP11	0.01323	0.69059	Oversupply
9/18/2020 7:46	0:01	SSA3	0.00695	0.02900	Oversupply
9/18/2020 7:46	0:01	SSA2	0.00675	-0.00100	Oversupply
9/18/2020 7:46	0:01	SSA3	0.00695	0.00300	Oversupply



Maui Curtailment Report

September 2020

Start Date and Time	Duration (minutes)	IPP Curtailed	Estimated Curtailed MWH	Peak MW Curtailed	Reasons for Curtailment
9/18/2020 7:47	0:01	SSA2	0.00675	0.00200	Oversupply
9/18/2020 7:47	0:01	SSA3	0.00695	0.10300	Oversupply
9/18/2020 7:48	0:01	SSA2	0.00675	0.08100	Oversupply
9/18/2020 7:48	0:01	SSA3	0.00680	0.13300	Oversupply
9/18/2020 7:51	0:01	SSA3	0.00680	0.59800	Oversupply
9/18/2020 7:51	0:01	SSA2	0.00675	0.36300	Oversupply
9/18/2020 7:52	0:01	SSA3	0.00695	0.21900	Oversupply
9/18/2020 7:52	0:01	SSA2	0.00675	0.10200	Oversupply
9/18/2020 7:52	0:02	SSA3	0.02101	0.10900	Oversupply
9/18/2020 7:53	0:01	SSA2	0.00675	0.18400	Oversupply
9/18/2020 7:54	0:01	SSA2	0.00675	0.01000	Oversupply
9/18/2020 7:55	0:01	KWPPII	0.00078	3.53176	Oversupply
9/18/2020 7:55	0:01	SSA2	0.00649	0.08800	Oversupply
9/18/2020 7:55	0:01	SSA3	0.00695	0.07000	Oversupply
9/18/2020 7:55	0:01	SSA2	0.00675	0.28900	Oversupply
9/18/2020 7:56	0:01	SSA3	0.00695	0.11400	Oversupply
9/18/2020 7:56	0:01	SSA2	0.00662	0.31900	Oversupply
9/18/2020 7:56	0:01	SSA3	0.00680	0.14800	Oversupply
9/18/2020 7:57	0:01	SSA3	0.00695	0.12200	Oversupply
9/18/2020 7:57	0:01	SSA2	0.00675	0.37400	Oversupply
9/18/2020 7:58	0:01	SSA3	0.00680	0.13100	Oversupply
9/18/2020 8:23	0:01	SSA3	0.00124	0.74500	Oversupply
9/18/2020 8:27	0:01	SSA2	0.00096	1.25200	Oversupply
9/18/2020 8:27	0:01	SSA3	0.00124	0.92900	Oversupply
9/18/2020 8:27	0:01	SSA2	0.00096	0.46800	Oversupply
9/18/2020 8:28	0:01	SSA3	0.00124	0.38800	Oversupply
9/18/2020 8:28	0:01	SSA2	0.00096	0.35200	Oversupply
9/18/2020 8:29	0:45	SSA3	0.80970	0.60000	Oversupply
9/18/2020 8:29	0:45	SSA2	0.74613	0.30000	Oversupply
9/18/2020 8:30	0:45	KWPPII	8.50756	17.68377	Oversupply
9/18/2020 8:36	0:35	AWE	2.19331	21.00000	Oversupply
9/18/2020 9:14	0:01	SSA3	0.01586	-0.00200	Oversupply
9/18/2020 9:14	0:01	SSA2	0.00969	-0.00600	Oversupply
9/18/2020 9:15	0:01	SSA3	0.01714	0.10800	Oversupply
9/18/2020 9:15	0:01	SSA2	0.01821	0.07400	Oversupply
9/18/2020 9:15	2:22	SSA3	3.97359	0.10600	Oversupply
9/18/2020 9:16	2:23	SSA2	4.59312	0.04100	Oversupply
9/18/2020 9:17	2:21	KWPPII	15.19961	14.33463	Oversupply
9/18/2020 9:19	0:01	AWE	0.00024	21.00000	Oversupply
9/18/2020 9:21	0:07	AWE	0.20415	21.00000	Oversupply
9/18/2020 9:29	0:01	AWE	0.00519	21.00000	Oversupply
9/18/2020 9:31	0:03	AWE	0.03838	21.00000	Oversupply
9/18/2020 9:35	2:01	AWE	11.09494	21.00000	Oversupply
9/18/2020 11:37	0:02	AWE	0.00432	21.00000	Oversupply
9/18/2020 11:38	0:01	SSA3	0.02452	0.01900	Oversupply
9/18/2020 11:38	0:01	SSA2	0.04117	0.02300	Oversupply
9/18/2020 11:38	0:01	SSA3	0.02400	0.03300	Oversupply
9/18/2020 11:39	0:02	SSA2	0.08233	0.02000	Oversupply
9/18/2020 11:39	0:02	SSA3	0.04851	0.00600	Oversupply
9/18/2020 11:40	0:02	AWE	0.00665	21.00000	Oversupply
9/18/2020 11:41	0:01	SSA3	0.02400	0.00100	Oversupply
9/18/2020 11:41	0:01	SSA2	0.04117	0.01900	Oversupply
9/18/2020 11:41	0:01	SSA3	0.02400	0.08800	Oversupply
9/18/2020 11:42	0:01	SSA2	0.04117	0.08500	Oversupply
9/18/2020 11:42	0:01	SSA3	0.02452	0.06600	Oversupply
9/18/2020 11:42	0:01	SSA2	0.04117	0.10100	Oversupply
9/18/2020 11:43	0:01	SSA3	0.02452	0.09000	Oversupply
9/18/2020 11:43	0:01	SSA2	0.04117	0.11800	Oversupply
9/18/2020 11:44	0:01	SSA3	0.02452	0.13400	Oversupply
9/18/2020 11:44	0:01	SSA2	0.04117	0.01700	Oversupply
9/18/2020 11:45	0:01	SSA3	0.02430	0.02800	Oversupply
9/18/2020 11:45	0:01	SSA2	0.04117	0.02000	Oversupply
9/18/2020 11:45	0:12	SSA3	0.37353	0.03500	Oversupply
9/18/2020 11:46	0:11	SSA2	0.53438	0.00700	Oversupply
9/18/2020 11:47	0:11	KWPPII	0.13703	2.64957	Oversupply
9/18/2020 11:57	0:01	SSA3	0.02430	0.05000	Oversupply
9/18/2020 11:57	0:01	SSA2	0.04117	0.13000	Oversupply
9/18/2020 11:58	0:43	SSA3	1.38122	0.07500	Oversupply
9/18/2020 11:58	0:39	SSA2	1.84793	0.06300	Oversupply
9/18/2020 12:00	0:37	KWPPII	0.99360	5.67038	Oversupply
9/18/2020 12:37	0:01	SSA2	0.04134	0.04400	Oversupply
9/18/2020 12:38	0:01	SSA2	0.04134	0.00600	Oversupply
9/18/2020 12:39	0:01	SSA2	0.04134	0.00900	Oversupply
9/18/2020 12:39	0:02	SSA2	0.08268	0.02400	Oversupply
9/18/2020 12:40	0:02	KWPPII	0.01951	4.51076	Oversupply



Maui Curtailment Report

September 2020

Start Date and Time	Duration (minutes)	IPP Curtailed	Estimated Curtailed MWH	Peak MW Curtailed	Reasons for Curtailment
9/18/2020 12:41	0:01	SSA2	0.04134	0.00100	Oversupply
9/18/2020 12:41	0:01	SSA3	0.02494	-0.00300	Oversupply
9/18/2020 12:42	0:05	SSA3	0.15199	0.06900	Oversupply
9/18/2020 12:42	0:06	SSA2	0.26071	0.02100	Oversupply
9/18/2020 12:43	0:05	KWPll	0.02661	4.56465	Oversupply
9/18/2020 12:47	0:01	SSA3	0.01924	-0.00100	Oversupply
9/18/2020 12:48	0:01	SSA3	0.01883	0.03600	Oversupply
9/18/2020 12:48	0:01	SSA2	0.03441	0.03600	Oversupply
9/18/2020 12:49	0:01	SSA3	0.01966	0.11100	Oversupply
9/18/2020 12:49	0:01	SSA2	0.03441	0.34000	Oversupply
9/18/2020 12:50	0:01	SSA3	0.01966	0.16000	Oversupply
9/18/2020 12:50	0:01	SSA2	0.03441	0.69200	Oversupply
9/18/2020 12:50	0:01	SSA3	0.01924	0.33500	Oversupply
9/18/2020 12:51	0:01	SSA2	0.03507	0.46900	Oversupply
9/18/2020 12:51	0:01	SSA3	0.01966	0.52200	Oversupply
9/18/2020 12:52	0:01	SSA2	0.03441	0.78600	Oversupply
9/18/2020 12:52	0:01	SSA3	0.02008	0.71400	Oversupply
9/18/2020 12:52	0:01	SSA2	0.03441	1.35900	Oversupply
9/18/2020 12:53	0:01	SSA3	0.01924	1.29900	Oversupply
9/18/2020 12:53	0:02	SSA2	0.06881	1.27500	Oversupply
9/18/2020 12:54	0:01	SSA3	0.01924	1.13600	Oversupply
9/18/2020 12:54	0:01	SSA3	0.01924	1.16700	Oversupply
9/18/2020 12:55	0:01	SSA2	0.03441	0.85200	Oversupply
9/18/2020 12:55	0:01	SSA3	0.01924	0.94900	Oversupply
9/18/2020 12:56	0:01	SSA3	0.01966	0.83400	Oversupply
9/18/2020 12:56	0:01	SSA2	0.03441	0.72100	Oversupply
9/18/2020 12:57	0:01	SSA3	0.01924	0.44400	Oversupply
9/18/2020 12:57	0:01	SSA2	0.03441	0.34300	Oversupply
9/18/2020 12:57	0:01	SSA3	0.01924	0.36700	Oversupply
9/18/2020 12:58	0:01	SSA2	0.03441	0.21800	Oversupply
9/18/2020 12:58	0:06	SSA3	0.15328	0.06400	Oversupply
9/18/2020 12:59	0:06	SSA2	0.24355	0.02200	Oversupply
9/18/2020 12:59	0:06	KWPll	0.09329	5.22929	Oversupply
9/18/2020 13:04	0:01	SSA3	0.01853	0.00100	Oversupply
9/18/2020 13:05	0:01	SSA2	0.03487	0.07700	Oversupply
9/18/2020 13:05	0:01	SSA3	0.01935	0.05200	Oversupply
9/18/2020 13:05	0:01	SSA2	0.03487	0.00900	Oversupply
9/18/2020 13:06	0:01	KWPll	0.00521	4.82911	Oversupply
9/18/2020 13:06	0:01	SSA3	0.01894	0.00100	Oversupply
9/18/2020 13:06	0:01	SSA2	0.03420	0.24100	Oversupply
9/18/2020 13:07	0:01	SSA3	0.02099	0.25000	Oversupply
9/18/2020 13:07	0:01	SSA2	0.03487	1.20600	Oversupply
9/18/2020 13:07	0:01	SSA3	0.01852	0.37800	Oversupply
9/18/2020 13:08	0:01	SSA2	0.03487	0.09900	Oversupply
9/18/2020 13:08	0:01	SSA3	0.01894	0.28300	Oversupply
9/18/2020 13:09	0:01	SSA2	0.03487	1.24500	Oversupply
9/18/2020 13:09	0:01	SSA3	0.01894	0.77800	Oversupply
9/18/2020 13:10	0:01	SSA3	0.01894	0.80200	Oversupply
9/18/2020 13:10	0:01	SSA2	0.03487	0.56700	Oversupply
9/18/2020 13:11	0:01	SSA3	0.01852	1.14400	Oversupply
9/18/2020 13:11	0:01	SSA2	0.03487	1.00500	Oversupply
9/18/2020 13:11	0:02	SSA3	0.03829	1.02800	Oversupply
9/18/2020 13:11	0:01	SSA2	0.03487	1.16800	Oversupply
9/18/2020 13:12	0:01	SSA2	0.03487	1.23100	Oversupply
9/18/2020 13:13	0:01	SSA3	0.01935	0.95100	Oversupply
9/18/2020 13:13	0:01	SSA2	0.03487	0.67500	Oversupply
9/18/2020 13:14	0:01	SSA3	0.01894	1.00200	Oversupply
9/18/2020 13:14	0:01	SSA2	0.02587	1.27800	Oversupply
9/18/2020 13:14	0:01	SSA3	0.00993	1.37200	Oversupply
9/18/2020 13:15	0:01	SSA2	0.01703	0.56100	Oversupply
9/18/2020 13:15	0:01	SSA3	0.00754	0.28400	Oversupply
9/18/2020 13:16	0:02	SSA2	0.03405	0.36800	Oversupply
9/18/2020 13:16	0:01	SSA3	0.00738	0.44200	Oversupply
9/18/2020 13:17	0:02	SSA3	0.01491	0.91900	Oversupply
9/18/2020 13:18	0:01	SSA2	0.01703	0.74700	Oversupply
9/18/2020 13:18	0:01	SSA3	0.00737	0.74500	Oversupply
9/18/2020 13:18	0:01	SSA2	0.01703	0.85000	Oversupply
9/18/2020 13:19	0:01	SSA3	0.00770	0.80600	Oversupply
9/18/2020 13:19	0:01	SSA2	0.01703	0.66900	Oversupply
9/18/2020 13:20	0:01	SSA3	0.00754	1.21200	Oversupply
9/18/2020 13:20	0:01	SSA2	0.01703	1.62000	Oversupply
9/18/2020 13:20	0:01	SSA3	0.00770	1.39400	Oversupply
9/18/2020 13:21	0:01	SSA2	0.01637	1.44800	Oversupply
9/18/2020 13:21	0:01	SSA3	0.00754	1.32000	Oversupply
9/18/2020 13:22	0:01	SSA2	0.01703	1.76600	Oversupply



Maui Curtailment Report

September 2020

Start Date and Time	Duration (minutes)	IPP Curtailed	Estimated Curtailed MWH	Peak MW Curtailed	Reasons for Curtailment
9/18/2020 13:22	0:01	SSA3	0.00754	1.47400	Oversupply
9/18/2020 13:23	0:01	SSA2	0.01703	1.50300	Oversupply
9/18/2020 13:23	0:01	SSA3	0.00737	1.68500	Oversupply
9/18/2020 13:24	0:01	SSA3	0.00737	1.64900	Oversupply
9/18/2020 13:24	0:01	SSA2	0.01703	1.82800	Oversupply
9/18/2020 13:24	0:01	SSA3	0.00770	1.80100	Oversupply
9/18/2020 13:24	0:01	SSA2	0.01703	1.91500	Oversupply
9/18/2020 13:25	0:01	SSA2	0.01703	2.75400	Oversupply
9/18/2020 13:27	0:01	SSA3	0.00754	1.79400	Oversupply
9/18/2020 13:38	0:01	SSA2	0.00118	2.83700	Oversupply
9/18/2020 13:44	0:01	SSA2	0.00271	2.89700	Oversupply
9/18/2020 13:45	0:01	SSA2	0.00303	2.51600	Oversupply
9/18/2020 13:46	0:01	SSA2	0.00303	2.14000	Oversupply
9/18/2020 13:47	0:01	SSA2	0.00303	2.25300	Oversupply
9/18/2020 13:48	0:01	SSA2	0.00303	2.81700	Oversupply
9/18/2020 13:49	0:01	SSA2	0.00303	2.50900	Oversupply
9/18/2020 13:50	0:01	SSA2	0.00303	2.43700	Oversupply
9/18/2020 13:57	0:01	SSA2	0.00303	2.66800	Oversupply
9/18/2020 14:06	0:01	SSA2	0.00422	2.33300	Oversupply
9/18/2020 14:07	0:01	SSA3	0.00193	1.71300	Oversupply
9/18/2020 14:07	0:01	SSA2	0.00430	0.52800	Oversupply
9/18/2020 14:08	0:01	SSA3	0.00197	1.42100	Oversupply
9/18/2020 14:08	0:01	SSA2	0.00430	1.13600	Oversupply
9/18/2020 14:08	0:01	SSA3	0.00197	1.69100	Oversupply
9/18/2020 14:09	0:01	SSA3	0.00193	1.64200	Oversupply
9/18/2020 14:09	0:01	SSA2	0.00430	2.57400	Oversupply
9/18/2020 14:10	0:01	SSA3	0.00193	1.61900	Oversupply
9/18/2020 14:10	0:01	SSA2	0.00430	1.51600	Oversupply
9/18/2020 14:11	0:01	SSA3	0.00193	1.68900	Oversupply
9/18/2020 14:22	0:01	SSA2	0.00344	2.76700	Oversupply
9/18/2020 14:22	0:01	SSA2	0.00344	2.91300	Oversupply
9/18/2020 14:23	0:01	SSA2	0.00344	0.44300	Oversupply
9/18/2020 17:57	0:01	SSA2	0.00015	0.09700	Oversupply
9/18/2020 17:58	0:04	KWPPI	0.03333	19.56292	Oversupply
9/18/2020 17:58	0:01	SSA3	0.00023	0.07000	Oversupply
9/18/2020 17:59	0:02	SSA3	0.00137	0.07000	Oversupply
9/18/2020 17:59	0:02	SSA2	0.00110	0.01600	Oversupply
9/18/2020 18:01	0:01	SSA3	0.00018	0.05300	Oversupply
9/18/2020 18:01	0:01	SSA2	0.00031	0.02500	Oversupply
9/18/2020 19:58	0:01	KWPPI	0.00866	20.48403	Oversupply
9/18/2020 20:01	0:01	KWPPI	0.00882	20.62175	Oversupply
9/18/2020 22:30	0:10	KWPPI	0.27168	20.70757	Oversupply
9/18/2020 23:48	2:12	KWPPI	23.28423	20.70757	Oversupply
9/19/2020 0:40	0:08	AWE	0.10924	20.30000	Oversupply
9/19/2020 1:00	0:04	AWE	0.06723	19.40000	Oversupply
9/19/2020 1:11	0:01	AWE	0.00659	19.20000	Oversupply
9/19/2020 2:14	2:25	KWPPI	23.37262	19.21064	Oversupply
9/19/2020 3:47	0:01	AWE	0.00156	16.70000	Oversupply
9/19/2020 4:40	0:05	KWPPI	0.02305	19.21064	Oversupply
9/19/2020 4:46	0:04	KWPPI	0.01180	19.21064	Oversupply
9/19/2020 4:57	0:05	KWPPI	0.01659	19.21064	Oversupply
9/19/2020 5:25	0:03	KWPPI	0.02482	19.21064	Oversupply
9/19/2020 6:49	1:05	SSA3	0.40568	0.07400	Oversupply
9/19/2020 6:50	1:06	KWPPI	7.82858	20.43313	Oversupply
9/19/2020 6:50	1:05	SSA2	0.19778	0.01100	Oversupply
9/19/2020 7:33	0:06	AWE	0.08089	20.20000	Oversupply
9/19/2020 7:43	0:03	AWE	0.06020	21.00000	Oversupply
9/19/2020 7:47	0:02	AWE	0.00944	20.60000	Oversupply
9/19/2020 7:50	0:01	AWE	0.00124	21.00000	Oversupply
9/19/2020 7:57	0:01	SSA2	0.00274	0.20700	Oversupply
9/19/2020 7:57	0:01	SSA3	0.00661	0.64200	Oversupply
9/19/2020 7:58	0:01	SSA2	0.00285	0.20600	Oversupply
9/19/2020 7:58	0:01	SSA3	0.00675	0.45400	Oversupply
9/19/2020 7:59	0:01	SSA2	0.00289	0.00500	Oversupply
9/19/2020 7:59	0:01	SSA3	0.00690	0.03300	Oversupply
9/19/2020 8:00	0:02	KWPPI	0.01766	4.82312	Oversupply
9/19/2020 8:00	0:03	SSA2	0.01667	0.00300	Oversupply
9/19/2020 8:00	0:02	SSA3	0.02011	0.01000	Oversupply
9/19/2020 8:01	0:01	SSA3	0.00973	0.00500	Oversupply
9/19/2020 8:02	0:01	SSA3	0.00994	0.00900	Oversupply
9/19/2020 8:03	0:01	KWPPI	0.01127	5.16542	Oversupply
9/19/2020 8:03	0:01	SSA3	0.01016	0.03500	Oversupply
9/19/2020 8:03	0:01	SSA2	0.00423	0.00200	Oversupply
9/19/2020 8:03	0:01	SSA3	0.00973	0.09600	Oversupply
9/19/2020 8:04	0:01	SSA2	0.00423	0.03400	Oversupply



Maui Curtailment Report

September 2020

Start Date and Time	Duration (minutes)	IPP Curtailed	Estimated Curtailed MWH	Peak MW Curtailed	Reasons for Curtailment
9/19/2020 8:04	0:01	SSA3	0.00973	0.35700	Oversupply
9/19/2020 8:05	0:08	SSA2	0.03773	0.10800	Oversupply
9/19/2020 8:05	0:08	SSA3	0.10183	0.24300	Oversupply
9/19/2020 8:06	0:08	KWP11	0.10828	5.39594	Oversupply
9/19/2020 8:12	0:01	SSA2	0.00423	-0.00100	Oversupply
9/19/2020 8:13	0:01	SSA3	0.00973	0.05700	Oversupply
9/19/2020 8:13	0:01	SSA2	0.00423	0.04400	Oversupply
9/19/2020 8:14	0:01	SSA3	0.00994	0.03500	Oversupply
9/19/2020 8:14	0:01	SSA2	0.00166	0.06100	Oversupply
9/19/2020 8:14	0:01	SSA3	0.00226	0.07100	Oversupply
9/19/2020 8:15	0:01	SSA3	0.00096	0.75800	Oversupply
9/19/2020 8:19	0:02	SSA2	0.00218	0.20300	Oversupply
9/19/2020 8:53	0:01	SSA3	0.00082	1.16600	Oversupply
9/19/2020 8:54	0:01	SSA2	0.00052	0.59100	Oversupply
9/19/2020 8:54	0:01	SSA3	0.00082	1.02200	Oversupply
9/19/2020 8:55	0:01	SSA2	0.00052	0.20600	Oversupply
9/19/2020 8:55	0:01	SSA3	0.00084	1.18200	Oversupply
9/19/2020 8:56	0:01	SSA2	0.00052	0.53400	Oversupply
9/19/2020 8:56	0:01	SSA3	0.00082	1.19800	Oversupply
9/19/2020 9:10	0:01	SSA2	0.00208	0.63100	Oversupply
9/19/2020 9:11	0:01	SSA3	0.00194	0.94600	Oversupply
9/19/2020 9:11	0:01	SSA3	0.00194	0.56300	Oversupply
9/19/2020 9:11	0:01	SSA2	0.00208	0.07100	Oversupply
9/19/2020 9:12	0:01	SSA3	0.00186	0.11400	Oversupply
9/19/2020 9:12	0:01	SSA2	0.00208	0.31800	Oversupply
9/19/2020 9:13	0:01	SSA3	0.00194	0.61200	Oversupply
9/19/2020 9:13	0:01	SSA2	0.00204	1.14600	Oversupply
9/19/2020 9:16	0:01	SSA2	0.01475	1.19700	Oversupply
9/19/2020 9:16	0:01	SSA3	0.01031	1.14200	Oversupply
9/19/2020 9:16	0:01	SSA2	0.01534	0.54800	Oversupply
9/19/2020 9:17	0:01	SSA3	0.01031	0.53400	Oversupply
9/19/2020 9:17	0:01	SSA2	0.01534	0.30600	Oversupply
9/19/2020 9:17	0:01	SSA3	0.01031	1.04700	Oversupply
9/19/2020 9:18	0:01	SSA3	0.01031	1.19200	Oversupply
9/19/2020 9:18	0:01	SSA2	0.01534	1.41300	Oversupply
9/19/2020 9:19	0:01	SSA3	0.01054	1.26000	Oversupply
9/19/2020 9:19	0:01	SSA2	0.01534	0.97200	Oversupply
9/19/2020 9:20	0:01	SSA3	0.01031	1.31300	Oversupply
9/19/2020 9:20	0:01	SSA2	0.01534	2.05700	Oversupply
9/19/2020 9:21	0:01	SSA3	0.01054	1.32100	Oversupply
9/19/2020 9:21	0:01	SSA2	0.01534	0.37200	Oversupply
9/19/2020 9:21	0:01	SSA3	0.01054	1.34200	Oversupply
9/19/2020 9:22	0:01	SSA2	0.01534	0.22600	Oversupply
9/19/2020 9:22	0:01	SSA3	0.01031	0.44600	Oversupply
9/19/2020 9:23	0:14	SSA2	0.28867	0.09700	Oversupply
9/19/2020 9:23	0:01	SSA3	0.01009	0.00900	Oversupply
9/19/2020 9:24	0:13	KWP11	0.34361	7.36092	Oversupply
9/19/2020 9:24	0:13	SSA3	0.23083	0.00600	Oversupply
9/19/2020 9:36	0:01	SSA2	0.02120	0.00700	Oversupply
9/19/2020 9:37	0:01	SSA3	0.01577	0.07800	Oversupply
9/19/2020 9:37	0:01	SSA2	0.02120	0.19400	Oversupply
9/19/2020 9:37	0:01	SSA3	0.01647	0.31500	Oversupply
9/19/2020 9:38	0:01	SSA2	0.02120	0.41300	Oversupply
9/19/2020 9:38	0:01	SSA3	0.01647	0.52500	Oversupply
9/19/2020 9:39	0:01	SSA2	0.02120	0.46500	Oversupply
9/19/2020 9:39	0:01	SSA3	0.01647	0.54900	Oversupply
9/19/2020 9:40	0:01	SSA2	0.02120	0.36000	Oversupply
9/19/2020 9:40	0:01	SSA3	0.01612	0.40500	Oversupply
9/19/2020 9:41	0:01	SSA3	0.01647	1.03400	Oversupply
9/19/2020 9:41	0:01	SSA2	0.02039	1.73600	Oversupply
9/19/2020 9:41	0:01	SSA3	0.01753	1.46500	Oversupply
9/19/2020 9:42	0:01	SSA2	0.02120	0.76800	Oversupply
9/19/2020 9:42	0:01	SSA3	0.01577	0.09400	Oversupply
9/19/2020 9:42	0:01	SSA2	0.02120	0.11200	Oversupply
9/19/2020 9:43	0:01	KWP11	0.00031	4.08463	Oversupply
9/19/2020 9:43	0:01	SSA3	0.01612	0.01800	Oversupply
9/19/2020 9:43	0:01	SSA2	0.02120	0.25400	Oversupply
9/19/2020 9:44	0:01	SSA3	0.01612	0.30100	Oversupply
9/19/2020 9:44	0:01	SSA2	0.02281	0.31200	Oversupply
9/19/2020 9:45	0:01	SSA3	0.01955	0.40500	Oversupply
9/19/2020 9:45	0:14	SSA2	0.44720	0.07500	Oversupply
9/19/2020 9:45	0:13	SSA3	0.33530	0.06800	Oversupply
9/19/2020 9:46	0:13	KWP11	0.24157	3.33816	Oversupply
9/19/2020 9:49	0:10	AWE	0.11651	19.40000	Oversupply
9/19/2020 9:58	0:01	SSA3	0.01955	0.07100	Oversupply



Maui Curtailment Report

September 2020

Start Date and Time	Duration (minutes)	IPP Curtailed	Estimated Curtailed MWH	Peak MW Curtailed	Reasons for Curtailment
9/19/2020 9:59	0:01	SSA2	0.02808	0.23400	Oversupply
9/19/2020 9:59	0:01	SSA3	0.01927	0.26900	Oversupply
9/19/2020 10:00	0:01	SSA2	0.02644	0.30700	Oversupply
9/19/2020 10:00	0:35	SSA3	0.92042	0.18900	Oversupply
9/19/2020 10:01	0:01	AWE	0.00592	16.90000	Oversupply
9/19/2020 10:01	0:35	KWPll	3.35310	10.15719	Oversupply
9/19/2020 10:01	0:34	SSA2	0.91753	0.00500	Oversupply
9/19/2020 10:04	0:06	AWE	0.05222	20.10000	Oversupply
9/19/2020 10:13	0:08	AWE	0.10650	19.20000	Oversupply
9/19/2020 10:28	0:01	AWE	0.00974	20.60000	Oversupply
9/19/2020 10:35	0:01	SSA3	0.01769	0.01000	Oversupply
9/19/2020 10:35	0:01	SSA2	0.01662	0.08300	Oversupply
9/19/2020 10:35	0:01	SSA3	0.01731	0.56500	Oversupply
9/19/2020 10:36	0:01	SSA2	0.01695	0.12100	Oversupply
9/19/2020 10:36	0:01	SSA3	0.01731	1.14600	Oversupply
9/19/2020 10:37	1:21	KWPll	13.97373	14.85656	Oversupply
9/19/2020 10:37	1:20	SSA2	3.23396	0.00800	Oversupply
9/19/2020 10:37	1:20	SSA3	2.40533	1.17000	Oversupply
9/19/2020 10:41	0:12	AWE	0.27247	18.10000	Oversupply
9/19/2020 10:55	0:56	AWE	3.61334	18.10000	Oversupply
9/19/2020 11:57	0:01	SSA3	0.02591	-0.00500	Oversupply
9/19/2020 11:57	0:01	SSA2	0.03897	0.21700	Oversupply
9/19/2020 11:58	0:01	SSA3	0.02342	0.51300	Oversupply
9/19/2020 11:58	0:01	SSA2	0.03897	1.00500	Oversupply
9/19/2020 11:58	0:01	SSA3	0.02342	1.23800	Oversupply
9/19/2020 11:59	1:16	SSA2	2.53350	1.77800	Oversupply
9/19/2020 11:59	1:16	SSA3	1.84600	0.85500	Oversupply
9/19/2020 12:00	1:16	KWPll	12.92913	18.84838	Oversupply
9/19/2020 12:24	0:02	AWE	0.01777	13.20000	Oversupply
9/19/2020 12:28	0:05	AWE	0.09839	14.20000	Oversupply
9/19/2020 13:15	0:01	SSA2	0.00811	0.00600	Oversupply
9/19/2020 13:15	0:01	SSA3	0.00547	-0.00200	Oversupply
9/19/2020 13:16	0:01	SSA2	0.00811	0.05700	Oversupply
9/19/2020 13:16	0:01	SSA3	0.00559	0.13800	Oversupply
9/19/2020 13:17	0:01	SSA3	0.00559	0.45900	Oversupply
9/19/2020 13:17	0:01	SSA2	0.00811	0.35600	Oversupply
9/19/2020 14:58	0:01	SSA2	-0.00053	1.22900	Oversupply
9/19/2020 14:59	0:01	SSA3	-0.00036	0.52900	Oversupply
9/19/2020 14:59	0:02	SSA2	0.00749	0.99300	Oversupply
9/19/2020 14:59	0:01	SSA3	0.00140	0.01100	Oversupply
9/19/2020 15:00	0:01	KWPll	0.00732	1.34425	Oversupply
9/19/2020 15:00	0:01	SSA3	0.00038	0.01200	Oversupply
9/19/2020 15:40	0:02	SSA3	0.00165	0.94400	Oversupply
9/19/2020 15:40	0:01	SSA2	0.00268	1.71500	Oversupply
9/19/2020 15:41	0:01	SSA2	0.00268	1.59000	Oversupply
9/19/2020 15:41	0:01	SSA3	0.00081	1.25100	Oversupply
9/19/2020 15:42	0:01	SSA2	0.00268	1.15900	Oversupply
9/19/2020 15:42	0:01	SSA3	0.00081	1.41900	Oversupply
9/19/2020 15:43	0:01	SSA2	0.00268	0.12400	Oversupply
9/19/2020 15:43	0:01	SSA3	0.00082	1.01400	Oversupply
9/19/2020 15:44	0:01	SSA3	0.00081	0.34000	Oversupply
9/19/2020 15:44	0:01	SSA2	0.00455	1.17000	Oversupply
9/19/2020 15:44	0:03	SSA3	0.03096	0.43500	Oversupply
9/19/2020 15:45	0:01	SSA2	0.02637	0.04400	Oversupply
9/19/2020 15:45	0:01	SSA2	0.02637	0.00700	Oversupply
9/19/2020 15:46	0:01	KWPll	0.00957	11.31781	Oversupply
9/19/2020 15:46	0:01	SSA2	0.02637	0.00200	Oversupply
9/19/2020 15:47	0:01	SSA2	0.02535	-0.00100	Oversupply
9/19/2020 15:48	0:01	SSA3	0.00759	0.04900	Oversupply
9/19/2020 15:48	0:01	SSA2	0.02637	0.12300	Oversupply
9/19/2020 15:48	0:01	SSA3	0.00713	0.29400	Oversupply
9/19/2020 15:49	0:01	SSA2	0.02637	0.13300	Oversupply
9/19/2020 15:49	0:01	SSA3	0.00713	0.49500	Oversupply
9/19/2020 15:50	0:01	SSA2	0.02637	0.10300	Oversupply
9/19/2020 15:50	0:01	SSA3	0.00713	0.63700	Oversupply
9/19/2020 15:51	0:31	SSA2	0.61786	0.22900	Oversupply
9/19/2020 15:51	0:31	SSA3	0.21418	0.04500	Oversupply
9/19/2020 15:52	0:29	KWPll	2.58918	18.46716	Oversupply
9/19/2020 16:34	0:01	SSA2	0.00443	0.70700	Oversupply
9/19/2020 16:34	0:01	SSA3	0.00104	0.26200	Oversupply
9/19/2020 16:35	0:01	SSA2	0.00443	0.03400	Oversupply
9/19/2020 16:35	0:01	SSA3	0.00106	0.03600	Oversupply
9/19/2020 16:36	0:01	SSA3	0.00101	0.22200	Oversupply
9/19/2020 16:37	0:01	SSA3	0.00106	0.24800	Oversupply
9/19/2020 16:37	0:01	SSA2	0.00443	0.12800	Oversupply



Maui Curtailment Report

September 2020

Start Date and Time	Duration (minutes)	IPP Curtailed	Estimated Curtailed MWH	Peak MW Curtailed	Reasons for Curtailment
9/19/2020 16:38	0:03	SSA3	0.00417	0.00700	Oversupply
9/19/2020 16:38	0:02	SSA2	0.00886	0.01300	Oversupply
9/19/2020 16:39	0:03	KWP	0.01888	20.25949	Oversupply
9/19/2020 16:40	0:01	SSA2	0.00443	0.00600	Oversupply
9/19/2020 16:41	0:01	SSA2	0.00443	-0.00100	Oversupply
9/19/2020 16:42	0:01	SSA3	0.00104	0.20900	Oversupply
9/19/2020 16:42	0:01	SSA2	0.00443	0.13300	Oversupply
9/19/2020 16:43	0:01	KWP	0.00009	19.97308	Oversupply
9/19/2020 21:52	1:48	KWP	10.28826	20.62175	Oversupply
9/19/2020 23:55	0:05	KWP	0.13062	17.89434	Oversupply
9/20/2020 0:06	0:04	KWP	0.04893	19.71261	Oversupply
9/20/2020 0:33	0:11	KWP	0.27011	20.10980	Oversupply
9/20/2020 0:51	0:01	KWP	0.01018	19.75752	Oversupply
9/20/2020 1:23	1:58	KWP	11.61926	20.70657	Oversupply
9/20/2020 3:24	0:03	KWP	0.01791	20.60179	Oversupply
9/20/2020 4:10	0:03	KWP	0.01532	20.67664	Oversupply
9/20/2020 4:50	0:10	KWP	0.16303	20.69460	Oversupply
9/20/2020 5:03	0:01	KWP	0.00030	20.69659	Oversupply
9/20/2020 5:07	0:47	KWP	4.70752	20.70458	Oversupply
9/20/2020 5:57	0:01	KWP	0.00147	20.58383	Oversupply
9/20/2020 7:16	0:09	SSA2	0.01416	0.16300	Oversupply
9/20/2020 7:16	0:08	SSA3	0.04517	0.02400	Oversupply
9/20/2020 7:18	0:07	KWP	0.15084	19.20665	Oversupply
9/20/2020 7:24	0:01	SSA3	0.00457	-0.00300	Oversupply
9/20/2020 7:53	6:44	SSA2	10.46661	0.23800	Oversupply
9/20/2020 7:54	6:44	SSA3	10.95434	0.60000	Oversupply
9/20/2020 7:56	6:42	KWP	111.96908	20.09782	Oversupply
9/20/2020 8:14	6:20	AWE	57.77938	21.00000	Oversupply
9/20/2020 9:30	0:01	5A	Data is not available	Data is not available	Oversupply
9/20/2020 9:32	0:07	5A	Data is not available	Data is not available	Oversupply
9/20/2020 9:40	0:03	5A	Data is not available	Data is not available	Oversupply
9/20/2020 9:40	0:01	KWP	0.00382	18.96264	Oversupply
9/20/2020 9:44	0:01	5A	Data is not available	Data is not available	Oversupply
9/20/2020 9:46	0:02	5A	Data is not available	Data is not available	Oversupply
9/20/2020 9:46	0:01	KWP	0.00176	20.49231	Oversupply
9/20/2020 9:49	0:04	5A	Data is not available	Data is not available	Oversupply
9/20/2020 9:54	0:02	5A	Data is not available	Data is not available	Oversupply
9/20/2020 9:57	0:01	KWP	0.00176	17.85494	Oversupply
9/20/2020 9:58	0:07	5A	Data is not available	Data is not available	Oversupply
9/20/2020 9:59	0:01	KWP	0.00352	17.11648	Oversupply
9/20/2020 10:03	0:01	KWP	0.00264	16.58901	Oversupply
9/20/2020 10:06	0:01	5A	Data is not available	Data is not available	Oversupply
9/20/2020 10:08	0:02	5A	Data is not available	Data is not available	Oversupply
9/20/2020 10:23	0:04	5A	Data is not available	Data is not available	Oversupply
9/20/2020 10:27	0:01	KWP	0.00176	12.63297	Oversupply
9/20/2020 10:29	0:05	5A	Data is not available	Data is not available	Oversupply
9/20/2020 10:35	0:08	5A	Data is not available	Data is not available	Oversupply
9/20/2020 10:38	0:01	KWP	0.00527	12.15824	Oversupply
9/20/2020 10:44	0:01	5A	Data is not available	Data is not available	Oversupply
9/20/2020 10:47	0:02	5A	Data is not available	Data is not available	Oversupply
9/20/2020 10:48	0:01	KWP	0.00264	12.73846	Oversupply
9/20/2020 10:50	0:02	5A	Data is not available	Data is not available	Oversupply
9/20/2020 10:52	0:01	KWP	0.00293	10.47033	Oversupply
9/20/2020 10:57	0:02	5A	Data is not available	Data is not available	Oversupply
9/20/2020 11:10	0:01	5A	Data is not available	Data is not available	Oversupply
9/20/2020 11:12	0:01	5A	Data is not available	Data is not available	Oversupply
9/20/2020 11:38	0:01	5A	Data is not available	Data is not available	Oversupply
9/20/2020 11:42	0:02	5A	Data is not available	Data is not available	Oversupply
9/20/2020 11:42	0:02	KWP	0.00264	12.47473	Oversupply
9/20/2020 11:45	0:02	5A	Data is not available	Data is not available	Oversupply
9/20/2020 11:48	0:02	5A	Data is not available	Data is not available	Oversupply
9/20/2020 11:53	0:01	5A	Data is not available	Data is not available	Oversupply
9/20/2020 11:55	0:02	5A	Data is not available	Data is not available	Oversupply
9/20/2020 12:11	0:06	5A	Data is not available	Data is not available	Oversupply
9/20/2020 12:13	0:01	KWP	0.00088	14.84835	Oversupply
9/20/2020 12:18	0:01	5A	Data is not available	Data is not available	Oversupply
9/20/2020 12:26	0:07	5A	Data is not available	Data is not available	Oversupply
9/20/2020 12:26	0:01	KWP	0.00440	15.74506	Oversupply
9/20/2020 12:28	0:01	KWP	0.00176	15.00659	Oversupply
9/20/2020 12:31	0:02	KWP	0.00264	14.16264	Oversupply
9/20/2020 12:36	0:02	5A	Data is not available	Data is not available	Oversupply
9/20/2020 12:40	0:03	5A	Data is not available	Data is not available	Oversupply
9/20/2020 12:44	0:01	5A	Data is not available	Data is not available	Oversupply
9/20/2020 12:45	0:01	KWP	0.00352	15.27033	Oversupply
9/20/2020 12:49	0:01	5A	Data is not available	Data is not available	Oversupply



Maui Curtailment Report

September 2020

Start Date and Time	Duration (minutes)	IPP Curtailed	Estimated Curtailed MWH	Peak MW Curtailed	Reasons for Curtailment
9/20/2020 12:53	0:05	5A	Data is not available	Data is not available	Oversupply
9/20/2020 12:59	0:04	5A	Data is not available	Data is not available	Oversupply
9/20/2020 13:00	0:01	KWP	0.00146	16.00879	Oversupply
9/20/2020 13:04	0:01	5A	Data is not available	Data is not available	Oversupply
9/20/2020 14:37	0:01	SSA2	0.01725	-0.00200	Oversupply
9/20/2020 14:37	0:01	SSA3	0.02154	0.00000	Oversupply
9/20/2020 14:38	0:01	SSA3	0.02154	0.12000	Oversupply
9/20/2020 14:38	0:01	SSA2	0.01725	0.47700	Oversupply
9/20/2020 14:39	0:01	SSA3	0.02062	0.27000	Oversupply
9/20/2020 14:39	0:01	SSA2	0.01725	0.93000	Oversupply
9/20/2020 14:39	0:46	SSA3	1.07963	0.45000	Oversupply
9/20/2020 14:40	0:27	SSA2	0.76168	0.85600	Oversupply
9/20/2020 14:41	0:46	KWP	9.47714	18.65877	Oversupply
9/20/2020 14:58	0:02	AWE	0.01812	21.00000	Oversupply
9/20/2020 15:07	0:01	SSA2	0.04020	0.00300	Oversupply
9/20/2020 15:07	0:18	SSA2	0.78291	0.02000	Oversupply
9/20/2020 15:26	0:01	SSA2	0.03550	0.00300	Oversupply
9/20/2020 15:26	0:01	SSA3	0.01889	-0.00200	Oversupply
9/20/2020 15:27	0:01	SSA3	0.01609	0.05400	Oversupply
9/20/2020 15:27	0:01	SSA2	0.03482	0.95800	Oversupply
9/20/2020 16:43	0:01	SSA3	0.00054	0.45500	Oversupply
9/20/2020 16:43	0:01	SSA2	0.00022	1.70200	Oversupply
9/20/2020 16:43	0:01	SSA3	0.00053	0.48000	Oversupply
9/20/2020 16:43	0:01	SSA2	0.00022	0.60700	Oversupply
9/20/2020 16:44	0:01	SSA3	0.00379	0.16400	Oversupply
9/20/2020 16:44	0:01	SSA2	0.01851	0.22400	Oversupply
9/20/2020 16:45	0:37	KWP	2.31949	15.52818	Oversupply
9/20/2020 16:45	0:36	SSA3	0.21435	0.04300	Oversupply
9/20/2020 16:45	0:35	SSA2	0.76608	0.01500	Oversupply
9/20/2020 17:21	0:01	SSA3	0.00263	-0.00400	Oversupply
9/20/2020 17:21	0:01	SSA2	0.00984	0.00400	Oversupply
9/20/2020 22:10	0:27	KWP	1.28982	19.07492	Oversupply
9/20/2020 23:15	0:01	KWP	0.00416	19.20565	Oversupply
9/21/2020 0:22	1:22	KWP	6.17996	19.19168	Oversupply
9/21/2020 1:53	0:01	KWP	0.00191	18.36936	Oversupply
9/21/2020 2:33	0:24	KWP	2.35890	19.14477	Oversupply
9/21/2020 3:00	0:05	KWP	0.09925	16.85646	Oversupply
9/21/2020 3:33	0:01	KWP	0.00621	14.06019	Oversupply
9/21/2020 3:38	0:52	KWP	4.95021	18.20770	Oversupply
9/21/2020 5:01	0:11	KWP	0.22699	19.07991	Oversupply
9/21/2020 5:37	0:01	KWP	0.00125	18.32046	Oversupply
9/21/2020 5:50	0:08	KWP	0.18400	17.43328	Oversupply
9/21/2020 6:01	0:01	KWP	0.00310	15.67488	Oversupply
9/21/2020 6:03	0:01	KWP	0.00964	16.18584	Oversupply
9/21/2020 7:21	0:01	SSA3	0.00291	0.33200	Oversupply
9/21/2020 7:21	0:07	SSA2	0.01732	0.17900	Oversupply
9/21/2020 7:22	0:06	SSA3	0.02276	0.04400	Oversupply
9/21/2020 7:23	0:06	KWP	0.13888	16.71874	Oversupply
9/21/2020 7:28	0:01	SSA3	0.00285	0.07500	Oversupply
9/21/2020 7:32	0:01	SSA2	0.00310	0.12900	Oversupply
9/21/2020 7:32	0:38	SSA3	0.30855	0.45800	Oversupply
9/21/2020 7:33	0:38	SSA2	0.25578	0.09100	Oversupply
9/21/2020 7:33	0:38	KWP	5.45201	19.09887	Oversupply
9/21/2020 8:22	0:01	SSA2	0.00284	0.90200	Oversupply
9/21/2020 8:22	0:01	SSA3	0.00052	0.91600	Oversupply
9/21/2020 8:35	0:01	SSA2	0.00709	1.29800	Oversupply
9/21/2020 8:36	0:01	SSA3	0.00620	0.58300	Oversupply
9/21/2020 8:36	0:05	SSA2	0.04257	0.65000	Oversupply
9/21/2020 8:36	0:03	SSA3	0.02522	0.09000	Oversupply
9/21/2020 8:38	0:03	KWP	0.04411	16.89239	Oversupply
9/21/2020 8:39	0:01	SSA3	0.00634	0.00500	Oversupply
9/21/2020 8:40	0:02	SSA3	0.01875	0.00900	Oversupply
9/21/2020 8:41	0:01	SSA2	0.00696	0.00700	Oversupply
9/21/2020 8:42	0:02	KWP	0.00656	16.45129	Oversupply
9/21/2020 8:42	0:01	SSA2	0.00709	0.02600	Oversupply
9/21/2020 8:42	0:01	SSA3	0.00634	0.00400	Oversupply
9/21/2020 8:43	0:01	SSA2	0.00709	0.26200	Oversupply
9/21/2020 8:43	0:01	SSA3	0.00662	0.28100	Oversupply
9/21/2020 8:44	0:01	SSA3	0.00666	0.45000	Oversupply
9/21/2020 8:45	0:01	SSA3	0.00862	0.67200	Oversupply
9/21/2020 8:45	0:01	SSA2	0.01247	0.39500	Oversupply
9/21/2020 8:46	0:01	SSA3	0.00843	0.62700	Oversupply
9/21/2020 8:46	0:01	SSA2	0.01247	0.07300	Oversupply
9/21/2020 8:46	0:01	SSA3	0.00862	0.06200	Oversupply
9/21/2020 8:47	0:01	SSA2	0.01247	0.05400	Oversupply



Maui Curtailment Report

September 2020

Start Date and Time	Duration (minutes)	IPP Curtailed	Estimated Curtailed MWH	Peak MW Curtailed	Reasons for Curtailment
9/21/2020 8:47	0:01	SSA3	0.00862	0.07500	Oversupply
9/21/2020 8:48	0:01	SSA3	0.00862	0.61300	Oversupply
9/21/2020 8:48	0:01	SSA2	0.01223	0.47300	Oversupply
9/21/2020 8:49	0:01	SSA3	0.00862	0.88300	Oversupply
9/21/2020 8:49	0:01	SSA2	0.01247	0.62400	Oversupply
9/21/2020 8:49	0:01	SSA3	0.00843	0.58200	Oversupply
9/21/2020 8:50	0:03	SSA2	0.03718	0.10800	Oversupply
9/21/2020 8:50	0:02	SSA3	0.02586	0.17400	Oversupply
9/21/2020 8:51	0:02	KWPll	0.03420	14.01928	Oversupply
9/21/2020 8:52	0:01	SSA3	0.00843	-0.00100	Oversupply
9/21/2020 8:53	0:01	SSA2	0.01247	0.06800	Oversupply
9/21/2020 8:53	0:01	SSA3	0.00881	0.11400	Oversupply
9/21/2020 8:54	0:01	SSA2	0.01247	0.13100	Oversupply
9/21/2020 8:54	0:01	SSA2	0.01247	0.10400	Oversupply
9/21/2020 8:55	0:01	SSA3	0.00899	0.11900	Oversupply
9/21/2020 8:55	0:01	SSA2	0.01247	0.14700	Oversupply
9/21/2020 8:56	0:01	SSA3	0.00862	0.10700	Oversupply
9/21/2020 8:56	0:01	SSA2	0.01247	0.11600	Oversupply
9/21/2020 8:56	0:01	SSA3	0.00956	0.13100	Oversupply
9/21/2020 8:57	0:01	SSA2	0.01247	0.48400	Oversupply
9/21/2020 8:57	0:01	SSA3	0.00881	0.30800	Oversupply
9/21/2020 8:58	0:01	SSA2	0.01247	0.91800	Oversupply
9/21/2020 8:58	0:01	SSA3	0.00843	0.62700	Oversupply
9/21/2020 8:59	0:02	SSA3	0.02018	0.66600	Oversupply
9/21/2020 8:59	0:01	SSA2	0.01294	0.89700	Oversupply
9/21/2020 9:00	0:01	SSA2	0.01425	0.02100	Oversupply
9/21/2020 9:00	0:01	SSA3	0.01281	0.02100	Oversupply
9/21/2020 9:00	0:01	SSA2	0.01425	0.13300	Oversupply
9/21/2020 9:01	0:01	SSA3	0.01281	0.00200	Oversupply
9/21/2020 9:01	0:01	SSA2	0.01371	0.15000	Oversupply
9/21/2020 9:02	1:11	SSA3	1.37266	0.24000	Oversupply
9/21/2020 9:02	1:15	SSA2	1.63615	0.02200	Oversupply
9/21/2020 9:03	1:15	KWPll	10.60653	17.83745	Oversupply
9/21/2020 10:13	0:01	SSA3	0.01609	0.09900	Oversupply
9/21/2020 10:14	0:03	SSA3	0.03536	-0.00200	Oversupply
9/21/2020 10:17	0:01	SSA3	0.00666	-0.00100	Oversupply
9/21/2020 10:17	0:01	SSA2	0.01135	0.01600	Oversupply
9/21/2020 10:18	0:01	SSA3	0.00695	0.06400	Oversupply
9/21/2020 10:18	0:01	SSA2	0.01180	0.00100	Oversupply
9/21/2020 10:18	0:01	SSA3	0.00666	0.02700	Oversupply
9/21/2020 10:19	0:01	SSA2	0.01180	0.09700	Oversupply
9/21/2020 10:19	0:01	SSA3	0.00652	0.32200	Oversupply
9/21/2020 10:20	0:01	SSA2	0.01180	0.17700	Oversupply
9/21/2020 10:20	0:01	SSA3	0.00652	1.10200	Oversupply
9/21/2020 10:21	0:01	SSA3	0.00666	1.39900	Oversupply
9/21/2020 10:21	0:01	SSA3	0.00638	1.41600	Oversupply
9/21/2020 10:29	0:01	SSA2	0.01543	1.61200	Oversupply
9/21/2020 10:30	0:01	SSA3	0.00871	1.36700	Oversupply
9/21/2020 10:30	0:01	SSA2	0.01988	0.31300	Oversupply
9/21/2020 10:31	0:01	SSA3	0.00890	1.34600	Oversupply
9/21/2020 10:31	0:01	SSA2	0.01988	0.48700	Oversupply
9/21/2020 10:31	0:01	SSA3	0.00871	1.36600	Oversupply
9/21/2020 10:32	0:01	SSA2	0.01988	1.21100	Oversupply
9/21/2020 10:32	0:01	SSA3	0.00890	0.96800	Oversupply
9/21/2020 10:33	0:01	SSA2	0.01988	0.80600	Oversupply
9/21/2020 10:33	0:01	SSA3	0.00871	1.01600	Oversupply
9/21/2020 10:34	0:01	SSA3	0.00871	0.64800	Oversupply
9/21/2020 10:34	0:01	SSA2	0.01950	0.52000	Oversupply
9/21/2020 10:34	0:01	SSA3	0.00928	0.79300	Oversupply
9/21/2020 10:35	0:01	SSA2	0.01988	0.83500	Oversupply
9/21/2020 10:35	0:01	SSA3	0.00852	0.71200	Oversupply
9/21/2020 10:35	0:01	SSA2	0.01912	0.60000	Oversupply
9/21/2020 10:36	0:01	SSA3	0.00890	0.46000	Oversupply
9/21/2020 10:36	0:01	SSA2	0.01988	0.35500	Oversupply
9/21/2020 10:37	0:01	SSA3	0.00890	0.46700	Oversupply
9/21/2020 10:37	0:01	SSA2	0.01988	0.63700	Oversupply
9/21/2020 10:38	0:01	SSA3	0.00852	1.06600	Oversupply
9/21/2020 10:38	0:01	SSA2	0.01988	2.00300	Oversupply
9/21/2020 10:38	0:01	SSA3	0.00871	1.40100	Oversupply
9/21/2020 10:39	0:01	SSA2	0.01988	0.63100	Oversupply
9/21/2020 10:39	0:01	SSA3	0.00852	1.43900	Oversupply
9/21/2020 10:40	0:01	SSA2	0.01988	1.76500	Oversupply
9/21/2020 10:40	0:01	SSA3	0.00890	1.47900	Oversupply
9/21/2020 10:41	0:01	SSA2	0.01988	0.65500	Oversupply
9/21/2020 10:41	0:01	SSA3	0.00871	1.17400	Oversupply



Maui Curtailment Report

September 2020

Start Date and Time	Duration (minutes)	IPP Curtailed	Estimated Curtailed MWH	Peak MW Curtailed	Reasons for Curtailment
9/21/2020 10:41	0:05	SSA3	0.06897	0.09900	Oversupply
9/21/2020 10:41	0:04	SSA2	0.10354	0.03300	Oversupply
9/21/2020 10:43	0:04	KWPPII	0.11857	7.26711	Oversupply
9/21/2020 10:46	0:01	SSA2	0.02388	0.01700	Oversupply
9/21/2020 10:46	0:01	SSA3	0.01692	0.00300	Oversupply
9/21/2020 10:47	0:05	SSA2	0.14854	0.00200	Oversupply
9/21/2020 10:47	0:05	SSA3	0.09935	0.00200	Oversupply
9/21/2020 10:48	0:05	KWPPII	0.07127	6.29909	Oversupply
9/21/2020 10:51	0:01	SSA3	0.01620	0.00100	Oversupply
9/21/2020 10:52	0:01	SSA2	0.02484	0.01000	Oversupply
9/21/2020 10:52	0:01	SSA3	0.01692	0.02100	Oversupply
9/21/2020 10:53	0:01	SSA2	0.02484	0.06300	Oversupply
9/21/2020 10:53	0:01	SSA3	0.01656	0.13700	Oversupply
9/21/2020 10:54	0:01	SSA2	0.02484	0.29900	Oversupply
9/21/2020 10:54	0:01	SSA3	0.01692	0.12800	Oversupply
9/21/2020 10:54	0:01	SSA2	0.02484	0.69900	Oversupply
9/21/2020 10:55	0:01	SSA3	0.01656	0.10300	Oversupply
9/21/2020 10:55	0:01	SSA2	0.02484	1.61800	Oversupply
9/21/2020 10:55	0:01	SSA3	0.01764	0.28200	Oversupply
9/21/2020 12:42	0:01	SSA2	0.00163	2.05500	Oversupply
9/21/2020 12:42	0:01	SSA3	0.00254	1.74600	Oversupply
9/21/2020 12:43	0:01	SSA2	0.00160	1.68100	Oversupply
9/21/2020 12:43	0:01	SSA3	0.00254	1.63700	Oversupply
9/21/2020 12:43	0:01	SSA2	0.00160	0.43800	Oversupply
9/21/2020 12:43	0:01	SSA3	0.00249	1.43900	Oversupply
9/21/2020 12:44	3:14	SSA3	4.86229	0.25100	Oversupply
9/21/2020 12:44	4:06	SSA2	9.66966	0.12000	Oversupply
9/21/2020 12:46	3:14	KWPPII	52.42686	19.20465	Oversupply
9/21/2020 12:50	1:57	AWE	16.65397	20.00000	Oversupply
9/21/2020 13:10	0:01	5A	Data is not available	Data is not available	Oversupply
9/21/2020 13:12	0:03	5A	Data is not available	Data is not available	Oversupply
9/21/2020 13:14	0:01	KWP	0.00140	13.52967	Oversupply
9/21/2020 13:16	0:02	5A	Data is not available	Data is not available	Oversupply
9/21/2020 14:51	0:04	AWE	0.07368	21.00000	Oversupply
9/21/2020 14:58	0:22	AWE	0.94352	21.00000	Oversupply
9/21/2020 15:21	0:27	AWE	1.86320	21.00000	Oversupply
9/21/2020 15:58	0:01	SSA3	0.01473	-0.00100	Oversupply
9/21/2020 15:59	0:50	SSA3	0.50540	0.05100	Oversupply
9/21/2020 16:01	0:50	KWPPII	5.17615	20.68462	Oversupply
9/21/2020 16:50	0:01	SSA3	0.00857	0.00500	Oversupply
9/21/2020 16:50	0:01	SSA3	0.00876	0.14300	Oversupply
9/21/2020 16:51	0:01	SSA2	0.01115	0.09100	Oversupply
9/21/2020 16:51	0:01	SSA3	0.01006	0.08300	Oversupply
9/21/2020 16:51	0:01	SSA2	0.01115	0.12600	Oversupply
9/21/2020 16:52	0:01	SSA3	0.00857	0.26900	Oversupply
9/21/2020 16:52	0:03	SSA2	0.03344	0.18300	Oversupply
9/21/2020 16:53	0:03	KWPPII	0.01445	20.51696	Oversupply
9/21/2020 16:53	0:02	SSA3	0.02590	0.02200	Oversupply
9/21/2020 16:55	0:01	SSA2	0.01115	-0.00300	Oversupply
9/21/2020 16:55	0:01	SSA3	0.00857	0.00000	Oversupply
9/21/2020 16:56	0:04	SSA2	0.05254	0.03000	Oversupply
9/21/2020 16:56	0:04	SSA3	0.04288	-0.00100	Oversupply
9/21/2020 16:57	0:04	KWPPII	0.04146	20.70757	Oversupply
9/21/2020 17:00	0:02	SSA3	0.00536	0.03600	Oversupply
9/21/2020 17:00	0:01	SSA2	0.00983	0.19600	Oversupply
9/21/2020 17:06	0:01	SSA3	0.00247	0.32700	Oversupply
9/21/2020 17:06	0:01	SSA2	0.00983	1.06300	Oversupply
9/21/2020 17:07	0:04	SSA3	0.01234	0.08500	Oversupply
9/21/2020 17:07	0:05	SSA2	0.05899	0.03800	Oversupply
9/21/2020 17:09	0:04	KWPPII	0.04098	20.70757	Oversupply
9/21/2020 17:11	0:01	SSA3	0.00252	0.00000	Oversupply
9/21/2020 17:11	0:01	SSA3	0.00263	0.03100	Oversupply
9/21/2020 17:12	0:01	SSA2	0.00983	0.04300	Oversupply
9/21/2020 17:12	0:01	SSA3	0.00252	0.08100	Oversupply
9/21/2020 22:00	0:12	KWPPII	0.58557	20.70757	Oversupply
9/21/2020 23:00	0:49	KWPPII	4.31111	20.54690	Oversupply
9/21/2020 23:52	0:01	KWPPII	0.00378	19.92218	Oversupply
9/22/2020 0:15	0:03	KWPPII	0.03349	19.36233	Oversupply
9/22/2020 0:19	1:36	KWPPII	10.05957	20.61177	Oversupply
9/22/2020 1:57	0:06	KWPPII	0.10051	20.27147	Oversupply
9/22/2020 2:24	0:14	KWPPII	0.51517	19.85033	Oversupply
9/22/2020 2:39	0:02	KWPPII	0.00509	19.58687	Oversupply
9/22/2020 2:42	0:01	KWPPII	0.00120	19.58188	Oversupply
9/22/2020 2:44	1:05	KWPPII	6.05193	20.60778	Oversupply
9/22/2020 3:59	0:09	KWPPII	0.19483	18.99009	Oversupply



Maui Curtailment Report

September 2020

Start Date and Time	Duration (minutes)	IPP Curtailed	Estimated Curtailed MWH	Peak MW Curtailed	Reasons for Curtailment
9/22/2020 5:28	0:10	KWPll	0.14000	11.08728	Oversupply
9/22/2020 5:51	0:02	KWPll	0.01563	11.92357	Oversupply
9/22/2020 7:00	0:01	SSA3	0.00339	0.14800	Oversupply
9/22/2020 7:00	0:01	SSA2	0.00200	0.13900	Oversupply
9/22/2020 7:00	1:22	SSA3	0.74227	0.01800	Oversupply
9/22/2020 7:01	1:22	KWPll	16.90701	19.78446	Oversupply
9/22/2020 7:01	1:22	SSA2	0.71693	0.02000	Oversupply
9/22/2020 7:34	0:42	AWE	3.63983	20.70000	Oversupply
9/22/2020 8:22	0:01	SSA2	0.01353	0.20500	Oversupply
9/22/2020 8:22	0:01	SSA3	0.01026	0.19400	Oversupply
9/22/2020 8:23	0:01	SSA2	0.01353	0.59700	Oversupply
9/22/2020 8:23	0:01	SSA3	0.00962	0.43700	Oversupply
9/22/2020 8:24	4:16	SSA2	9.60556	0.05400	Oversupply
9/22/2020 8:24	4:16	SSA3	6.93926	0.10600	Oversupply
9/22/2020 8:25	4:16	KWPll	41.99314	15.65492	Oversupply
9/22/2020 8:50	0:08	AWE	0.11010	20.10000	Oversupply
9/22/2020 8:59	0:01	AWE	0.00781	17.50000	Oversupply
9/22/2020 9:01	0:36	AWE	1.83075	21.00000	Oversupply
9/22/2020 9:41	2:25	AWE	15.07461	21.00000	Oversupply
9/22/2020 12:08	0:03	AWE	0.03247	20.20000	Oversupply
9/22/2020 12:16	0:02	AWE	0.02494	20.90000	Oversupply
9/22/2020 12:25	0:05	AWE	0.02677	20.00000	Oversupply
9/22/2020 12:40	0:01	SSA2	0.04082	0.05100	Oversupply
9/22/2020 12:40	0:01	SSA3	0.02483	0.19500	Oversupply
9/22/2020 12:40	1:06	SSA2	3.01305	0.27400	Oversupply
9/22/2020 12:41	1:06	SSA3	1.98449	0.18400	Oversupply
9/22/2020 12:42	1:06	KWPll	16.62987	20.48004	Oversupply
9/22/2020 13:31	0:05	AWE	0.10024	19.20000	Oversupply
9/22/2020 13:37	0:01	AWE	0.02039	18.20000	Oversupply
9/22/2020 13:41	0:01	AWE	0.01390	19.60000	Oversupply
9/22/2020 13:47	0:01	SSA3	0.02384	0.01100	Oversupply
9/22/2020 13:47	0:01	SSA2	0.03945	0.05700	Oversupply
9/22/2020 13:47	0:01	SSA3	0.02332	0.06200	Oversupply
9/22/2020 13:48	0:01	SSA2	0.03945	0.34000	Oversupply
9/22/2020 13:48	0:01	SSA3	0.02436	0.20900	Oversupply
9/22/2020 13:49	0:01	SSA2	0.03945	0.30700	Oversupply
9/22/2020 13:49	0:54	SSA3	1.56052	0.67500	Oversupply
9/22/2020 13:49	0:54	SSA2	2.53207	0.03000	Oversupply
9/22/2020 13:50	0:54	KWPll	15.26244	19.42220	Oversupply
9/22/2020 13:52	0:01	AWE	0.00209	19.40000	Oversupply
9/22/2020 13:56	0:10	AWE	0.36505	19.70000	Oversupply
9/22/2020 14:14	0:12	AWE	0.32034	17.80000	Oversupply
9/22/2020 14:27	0:12	AWE	0.57926	19.50000	Oversupply
9/22/2020 14:43	0:01	SSA2	0.04105	0.00600	Oversupply
9/22/2020 14:43	0:01	SSA3	0.02107	0.03500	Oversupply
9/22/2020 14:44	0:01	SSA2	0.04026	0.53400	Oversupply
9/22/2020 14:44	0:01	SSA3	0.02017	0.11300	Oversupply
9/22/2020 14:45	0:01	SSA2	0.03862	1.22600	Oversupply
9/22/2020 14:46	0:15	SSA2	0.63377	1.90200	Oversupply
9/22/2020 14:46	0:15	SSA3	0.40043	0.00700	Oversupply
9/22/2020 14:47	0:14	KWPll	1.19536	17.07601	Oversupply
9/22/2020 15:00	0:01	SSA2	0.01492	0.00000	Oversupply
9/22/2020 15:00	0:01	SSA3	0.00653	0.03100	Oversupply
9/22/2020 15:01	0:01	SSA3	0.00653	0.30700	Oversupply
9/22/2020 15:01	0:01	SSA2	0.01492	0.28300	Oversupply
9/22/2020 15:02	0:01	SSA3	0.00625	0.74200	Oversupply
9/22/2020 15:02	0:01	SSA2	0.01492	0.53300	Oversupply
9/22/2020 15:03	0:01	SSA3	0.00625	0.92400	Oversupply
9/22/2020 15:03	0:01	SSA2	0.01492	0.76300	Oversupply
9/22/2020 15:28	0:01	SSA2	0.00126	2.74400	Oversupply
9/22/2020 15:28	0:01	SSA3	0.00209	0.64200	Oversupply
9/22/2020 15:29	0:01	SSA2	0.01271	1.72600	Oversupply
9/22/2020 15:29	0:01	SSA3	0.00557	0.52400	Oversupply
9/22/2020 15:30	0:09	SSA3	0.15912	0.04600	Oversupply
9/22/2020 15:30	0:09	SSA2	0.37421	0.02700	Oversupply
9/22/2020 15:31	0:08	KWPll	0.19257	18.55199	Oversupply
9/22/2020 15:38	0:01	SSA2	0.03749	0.00000	Oversupply
9/22/2020 15:39	0:01	SSA3	0.01326	0.14300	Oversupply
9/22/2020 15:39	0:01	SSA2	0.03749	0.05400	Oversupply
9/22/2020 15:40	0:01	SSA3	0.01355	0.17700	Oversupply
9/22/2020 15:40	0:01	SSA2	0.03749	0.00600	Oversupply
9/22/2020 15:41	0:01	SSA3	0.01297	0.22700	Oversupply
9/22/2020 15:41	0:01	SSA2	0.03749	0.03800	Oversupply
9/22/2020 15:41	0:01	SSA3	0.01297	0.21900	Oversupply
9/22/2020 15:42	0:04	KWPll	0.01781	19.49506	Oversupply



Maui Curtailment Report

September 2020

Start Date and Time	Duration (minutes)	IPP Curtailed	Estimated Curtailed MWH	Peak MW Curtailed	Reasons for Curtailment
9/22/2020 15:42	0:02	SSA2	0.07499	0.17200	Oversupply
9/22/2020 15:42	0:02	SSA3	0.02652	0.04300	Oversupply
9/22/2020 15:44	0:01	SSA3	0.01297	0.00200	Oversupply
9/22/2020 15:44	0:01	SSA2	0.03749	0.01100	Oversupply
9/22/2020 15:44	0:01	SSA3	0.01351	0.00600	Oversupply
9/22/2020 15:44	0:01	SSA2	0.03761	0.00700	Oversupply
9/22/2020 15:45	0:01	SSA3	0.01021	0.00200	Oversupply
9/22/2020 15:45	0:01	SSA2	0.02862	0.24500	Oversupply
9/22/2020 15:46	0:31	SSA3	0.38102	0.02600	Oversupply
9/22/2020 15:46	0:31	SSA2	1.00138	0.00100	Oversupply
9/22/2020 15:47	0:31	KWPPII	1.62206	20.40719	Oversupply
9/22/2020 16:17	0:01	SSA3	0.01185	0.00000	Oversupply
9/22/2020 16:17	0:01	SSA2	0.02582	0.04400	Oversupply
9/22/2020 16:18	0:01	SSA3	0.01212	0.08600	Oversupply
9/22/2020 16:18	0:01	SSA2	0.02582	0.23600	Oversupply
9/22/2020 16:19	0:01	SSA3	0.01212	0.09100	Oversupply
9/22/2020 16:19	0:01	SSA2	0.02533	0.22600	Oversupply
9/22/2020 16:19	0:01	SSA3	0.01185	0.02200	Oversupply
9/22/2020 16:20	0:19	KWPPII	0.68164	20.64370	Oversupply
9/22/2020 16:20	0:18	SSA2	0.52854	0.13600	Oversupply
9/22/2020 16:20	0:18	SSA3	0.23473	0.14800	Oversupply
9/22/2020 16:38	0:01	SSA3	0.00766	0.00300	Oversupply
9/22/2020 16:38	0:01	SSA2	0.02450	0.03500	Oversupply
9/22/2020 16:39	0:01	SSA3	0.00782	0.27300	Oversupply
9/22/2020 16:39	0:01	SSA2	0.02450	0.37100	Oversupply
9/22/2020 16:39	0:01	SSA3	0.00766	0.10300	Oversupply
9/22/2020 16:40	0:03	SSA2	0.07351	0.03600	Oversupply
9/22/2020 16:40	0:02	SSA3	0.02297	-0.00300	Oversupply
9/22/2020 16:41	0:03	KWPPII	0.03842	19.91520	Oversupply
9/22/2020 16:42	0:01	SSA2	0.02450	0.00300	Oversupply
9/22/2020 16:42	0:01	SSA3	0.00799	0.01400	Oversupply
9/22/2020 16:43	0:01	SSA3	0.00749	0.18800	Oversupply
9/22/2020 16:43	0:01	SSA2	0.02450	0.44500	Oversupply
9/22/2020 16:49	0:01	SSA2	0.00370	1.76100	Oversupply
9/22/2020 16:49	0:01	SSA3	0.00035	0.35700	Oversupply
9/22/2020 16:50	0:01	SSA2	0.00377	0.07000	Oversupply
9/22/2020 16:50	0:01	SSA3	0.00034	0.20300	Oversupply
9/22/2020 16:51	0:01	SSA3	0.00034	0.38400	Oversupply
9/22/2020 16:51	0:01	SSA2	0.00377	0.38200	Oversupply
9/22/2020 23:18	0:09	KWPPII	0.26566	13.61311	Oversupply
9/22/2020 23:44	0:02	KWPPII	0.01949	9.88375	Oversupply
9/22/2020 23:55	0:08	KWPPII	0.16183	8.08244	Oversupply
9/23/2020 0:08	0:03	KWPPII	0.03251	6.39689	Oversupply
9/23/2020 0:20	0:03	KWPPII	0.02439	7.39684	Oversupply
9/23/2020 0:24	0:04	KWPPII	0.07638	7.82896	Oversupply
9/23/2020 0:34	0:05	KWPPII	0.06300	2.90006	Oversupply
9/23/2020 0:42	0:09	KWPPII	0.22528	3.80021	Oversupply
9/23/2020 3:41	0:20	KWPPII	0.72797	6.72322	Oversupply
9/23/2020 3:51	0:05	AWE	0.02513	20.60000	Oversupply
9/23/2020 4:03	0:02	KWPPII	0.07207	7.87187	Oversupply
9/23/2020 4:36	0:02	KWPPII	0.01681	5.40493	Oversupply
9/23/2020 4:39	0:02	KWPPII	0.03536	7.32399	Oversupply
9/23/2020 4:42	0:01	KWPPII	0.01139	7.84493	Oversupply
9/23/2020 4:52	0:36	KWPPII	4.75193	18.35140	Oversupply
9/23/2020 5:29	0:05	KWPPII	0.09368	15.07711	Oversupply
9/23/2020 5:35	0:26	KWPPII	2.25889	19.79145	Oversupply
9/23/2020 7:13	1:05	SSA3	0.59128	0.22100	Oversupply
9/23/2020 7:13	1:06	SSA2	0.37750	0.00700	Oversupply
9/23/2020 7:14	1:05	KWPPII	12.84044	20.22456	Oversupply
9/23/2020 7:43	0:06	AWE	0.04967	19.50000	Oversupply
9/23/2020 8:04	0:01	AWE	0.00256	20.70000	Oversupply
9/23/2020 8:18	0:01	SSA3	0.01071	0.00600	Oversupply
9/23/2020 8:19	0:01	SSA3	0.01071	0.30100	Oversupply
9/23/2020 8:19	0:01	SSA2	0.01181	0.08400	Oversupply
9/23/2020 8:20	0:01	SSA3	0.01071	0.19700	Oversupply
9/23/2020 8:20	2:38	SSA2	4.77289	0.01900	Oversupply
9/23/2020 8:20	2:38	SSA3	3.61094	0.19300	Oversupply
9/23/2020 8:21	0:04	KWPPII	0.01991	6.26317	Oversupply
9/23/2020 8:26	2:32	KWPPII	35.75805	19.32241	Oversupply
9/23/2020 8:57	0:01	AWE	0.00848	21.00000	Oversupply
9/23/2020 8:59	0:12	AWE	0.15879	21.00000	Oversupply
9/23/2020 9:14	0:57	AWE	5.62123	21.00000	Oversupply
9/23/2020 10:15	0:02	AWE	0.01048	21.00000	Oversupply
9/23/2020 10:25	0:08	AWE	0.17599	21.00000	Oversupply
9/23/2020 10:34	0:03	AWE	0.01491	21.00000	Oversupply



Maui Curtailment Report

September 2020

Start Date and Time	Duration (minutes)	IPP Curtailed	Estimated Curtailed MWH	Peak MW Curtailed	Reasons for Curtailment
9/23/2020 10:41	0:12	AWE	0.50025	21.00000	Oversupply
9/23/2020 10:58	0:01	SSA3	0.02358	0.00200	Oversupply
9/23/2020 10:58	0:01	SSA2	0.03416	0.09700	Oversupply
9/23/2020 10:59	0:01	SSA3	0.02308	0.29800	Oversupply
9/23/2020 10:59	4:06	SSA2	11.37946	0.11600	Oversupply
9/23/2020 10:59	4:05	SSA3	6.25031	0.32000	Oversupply
9/23/2020 11:01	4:05	KWPll	45.63101	20.70757	Oversupply
9/23/2020 11:19	0:02	AWE	0.01415	21.00000	Oversupply
9/23/2020 11:22	0:51	AWE	4.43055	21.00000	Oversupply
9/23/2020 12:14	0:01	AWE	0.00739	20.80000	Oversupply
9/23/2020 12:28	0:01	AWE	0.00355	20.60000	Oversupply
9/23/2020 15:05	0:01	SSA3	0.01307	-0.00300	Oversupply
9/23/2020 15:05	0:01	SSA2	0.02375	-0.00200	Oversupply
9/23/2020 15:06	0:06	SSA3	0.10746	0.02900	Oversupply
9/23/2020 15:06	0:06	SSA2	0.16628	0.05100	Oversupply
9/23/2020 15:07	0:06	KWPll	0.10221	20.62075	Oversupply
9/23/2020 15:12	0:01	SSA3	0.01336	-0.00300	Oversupply
9/23/2020 15:12	0:01	SSA2	0.02375	0.02200	Oversupply
9/23/2020 15:12	0:01	SSA3	0.01336	0.50000	Oversupply
9/23/2020 15:13	0:01	SSA2	0.02375	0.11900	Oversupply
9/23/2020 15:14	0:01	SSA2	0.02375	0.22500	Oversupply
9/23/2020 15:14	0:01	SSA3	0.01188	0.87700	Oversupply
9/23/2020 15:14	0:01	SSA2	0.01793	0.47400	Oversupply
9/23/2020 15:15	0:01	SSA2	0.01746	0.77400	Oversupply
9/23/2020 15:16	0:01	SSA3	0.00699	1.06400	Oversupply
9/23/2020 15:16	0:01	SSA2	0.01746	1.18300	Oversupply
9/23/2020 15:16	0:01	SSA3	0.00731	1.15400	Oversupply
9/23/2020 15:17	0:01	SSA2	0.01746	1.17000	Oversupply
9/23/2020 15:17	0:01	SSA3	0.00731	1.02100	Oversupply
9/23/2020 15:18	0:01	SSA3	0.00699	0.93600	Oversupply
9/23/2020 15:19	0:01	SSA3	0.00715	0.78700	Oversupply
9/23/2020 15:19	0:01	SSA2	0.01713	1.10800	Oversupply
9/23/2020 15:19	0:01	SSA3	0.00699	0.70700	Oversupply
9/23/2020 15:20	0:01	SSA2	0.01746	0.85600	Oversupply
9/23/2020 15:20	0:01	SSA3	0.00731	0.13000	Oversupply
9/23/2020 15:21	0:01	SSA2	0.01746	0.15700	Oversupply
9/23/2020 15:21	0:01	SSA3	0.00715	0.39600	Oversupply
9/23/2020 15:21	0:01	SSA2	0.01746	0.71400	Oversupply
9/23/2020 15:22	0:01	SSA3	0.00777	0.42900	Oversupply
9/23/2020 15:22	0:01	SSA2	0.01746	0.04900	Oversupply
9/23/2020 15:23	0:01	SSA3	0.00699	0.11800	Oversupply
9/23/2020 15:23	0:01	SSA2	0.01746	0.38000	Oversupply
9/23/2020 15:23	0:01	SSA3	0.00699	0.55000	Oversupply
9/23/2020 15:24	0:01	SSA2	0.01746	0.18900	Oversupply
9/23/2020 15:24	0:01	SSA3	0.00731	0.38800	Oversupply
9/23/2020 15:25	0:01	SSA3	0.00715	0.15200	Oversupply
9/23/2020 15:25	0:01	SSA2	0.01746	0.02800	Oversupply
9/23/2020 15:26	0:15	KWPll	0.57838	20.67464	Oversupply
9/23/2020 15:26	0:21	SSA3	0.32036	0.04800	Oversupply
9/23/2020 15:26	0:15	SSA2	0.45439	0.01900	Oversupply
9/23/2020 15:40	0:01	SSA2	0.03036	0.10300	Oversupply
9/23/2020 15:41	0:01	SSA2	0.03036	0.01700	Oversupply
9/23/2020 15:42	0:01	KWPll	0.00548	20.68462	Oversupply
9/23/2020 15:42	0:01	SSA2	0.03036	0.05900	Oversupply
9/23/2020 15:43	0:03	SSA2	0.06320	0.01200	Oversupply
9/23/2020 15:44	0:03	KWPll	0.02136	20.66067	Oversupply
9/23/2020 15:46	0:01	SSA2	0.00507	0.00700	Oversupply
9/23/2020 15:46	0:01	SSA2	0.00507	0.00300	Oversupply
9/23/2020 15:47	0:01	SSA3	0.00338	0.11800	Oversupply
9/23/2020 15:47	0:01	SSA2	0.00507	0.12900	Oversupply
9/23/2020 15:48	0:01	SSA3	0.00338	0.25600	Oversupply
9/23/2020 15:48	0:01	SSA2	0.00507	0.68700	Oversupply
9/23/2020 15:48	0:01	SSA3	0.00338	0.90800	Oversupply
9/23/2020 15:50	0:01	SSA2	0.00507	0.81400	Oversupply
9/23/2020 15:50	0:01	SSA3	0.00331	1.02900	Oversupply
9/23/2020 15:51	0:01	SSA2	0.00507	0.84700	Oversupply
9/23/2020 15:53	0:01	SSA2	0.00507	0.80500	Oversupply
9/23/2020 15:53	0:01	SSA3	0.00338	0.71600	Oversupply
9/23/2020 16:01	0:01	SSA2	0.00425	1.21400	Oversupply
9/23/2020 16:01	0:01	SSA3	0.00129	0.60800	Oversupply
9/23/2020 16:02	0:01	SSA3	0.00131	0.62500	Oversupply
9/23/2020 16:03	0:01	SSA2	0.00425	0.43000	Oversupply
9/23/2020 16:03	0:01	SSA3	0.00129	0.61700	Oversupply
9/23/2020 16:04	0:01	SSA3	0.00131	0.21800	Oversupply
9/23/2020 16:04	0:01	SSA2	0.00425	0.17400	Oversupply



Maui Curtailment Report

September 2020

Start Date and Time	Duration (minutes)	IPP Curtailed	Estimated Curtailed MWH	Peak MW Curtailed	Reasons for Curtailment
9/23/2020 16:04	0:01	SSA3	0.00134	0.44900	Oversupply
9/23/2020 16:05	0:01	SSA2	0.00417	0.25300	Oversupply
9/23/2020 16:05	0:01	SSA3	0.00134	0.27500	Oversupply
9/23/2020 16:11	0:01	SSA3	0.00131	0.50000	Oversupply
9/23/2020 16:12	0:01	SSA2	0.00425	0.29600	Oversupply
9/23/2020 16:12	0:01	SSA3	0.00131	0.16600	Oversupply
9/23/2020 16:12	0:01	SSA2	0.00425	0.06800	Oversupply
9/23/2020 16:13	0:01	SSA3	0.00129	0.08300	Oversupply
9/23/2020 16:13	0:01	SSA2	0.00425	0.02000	Oversupply
9/23/2020 16:14	0:01	SSA3	0.00131	0.11100	Oversupply
9/23/2020 16:14	0:01	SSA2	0.00435	0.08800	Oversupply
9/23/2020 16:15	0:01	SSA2	0.00469	0.10400	Oversupply
9/23/2020 16:15	0:01	SSA3	0.00085	0.28700	Oversupply
9/23/2020 16:16	0:02	KWP/II	0.00682	20.70258	Oversupply
9/23/2020 16:16	0:01	SSA2	0.00469	0.00500	Oversupply
9/23/2020 16:16	0:01	SSA3	0.00087	0.00100	Oversupply
9/23/2020 16:17	0:01	SSA3	0.00085	0.01600	Oversupply
9/23/2020 16:17	0:01	SSA3	0.00087	0.44000	Oversupply
9/23/2020 16:18	0:01	SSA3	0.00087	0.52300	Oversupply
9/23/2020 19:27	0:01	KWP/II	0.00180	20.53592	Oversupply
9/23/2020 19:30	0:02	KWP/II	0.01394	20.54790	Oversupply
9/23/2020 21:18	8:07	KWP/II	98.97307	20.70757	Oversupply
9/24/2020 1:59	0:03	AWE	0.00754	18.00000	Oversupply
9/24/2020 2:11	0:01	AWE	0.00397	17.50000	Oversupply
9/24/2020 2:23	0:01	AWE	0.00779	18.10000	Oversupply
9/24/2020 2:25	0:31	AWE	1.03668	19.90000	Oversupply
9/24/2020 2:57	0:07	AWE	0.12250	19.30000	Oversupply
9/24/2020 3:05	0:02	AWE	0.03263	19.20000	Oversupply
9/24/2020 3:08	0:10	AWE	0.08133	19.10000	Oversupply
9/24/2020 3:22	0:02	AWE	0.00769	18.80000	Oversupply
9/24/2020 3:29	0:01	AWE	0.00209	18.50000	Oversupply
9/24/2020 3:31	0:02	AWE	0.01066	18.50000	Oversupply
9/24/2020 3:36	0:01	AWE	0.00656	18.50000	Oversupply
9/24/2020 3:45	0:01	AWE	0.00212	20.00000	Oversupply
9/24/2020 3:58	0:01	AWE	0.00610	18.40000	Oversupply
9/24/2020 4:02	0:01	AWE	0.00204	17.50000	Oversupply
9/24/2020 7:07	7:15	SSA2	13.68416	0.08200	Oversupply
9/24/2020 7:07	4:53	SSA3	6.32611	0.20400	Oversupply
9/24/2020 7:08	7:15	KWP/II	130.32624	20.70458	Oversupply
9/24/2020 8:47	0:04	AWE	0.05604	17.00000	Oversupply
9/24/2020 8:52	0:04	AWE	0.10493	18.60000	Oversupply
9/24/2020 8:57	0:01	AWE	0.00466	17.00000	Oversupply
9/24/2020 8:59	0:17	AWE	0.60725	19.80000	Oversupply
9/24/2020 9:18	0:03	AWE	0.12421	19.20000	Oversupply
9/24/2020 9:22	0:03	AWE	0.02983	18.20000	Oversupply
9/24/2020 9:27	0:01	AWE	0.00057	16.40000	Oversupply
9/24/2020 9:32	0:48	AWE	4.24889	20.00000	Oversupply
9/24/2020 10:22	0:56	AWE	6.82443	20.20000	Oversupply
9/24/2020 11:19	0:06	AWE	0.20356	19.40000	Oversupply
9/24/2020 11:26	2:52	AWE	28.64073	20.30000	Oversupply
9/24/2020 12:00	2:23	SSA3	6.49239	0.00900	Oversupply
9/24/2020 12:52	0:22	5A	Data is not available	Data is not available	Oversupply
9/24/2020 12:53	0:01	KWP	0.00352	23.76264	Oversupply
9/24/2020 12:55	0:01	KWP	0.00440	24.02637	Oversupply
9/24/2020 12:57	0:01	KWP	0.00264	23.34066	Oversupply
9/24/2020 12:59	0:01	KWP	0.00088	24.55385	Oversupply
9/24/2020 13:02	0:01	KWP	0.00314	25.02857	Oversupply
9/24/2020 13:05	0:01	KWP	0.00088	25.18681	Oversupply
9/24/2020 13:09	0:01	KWP	0.00439	24.87033	Oversupply
9/24/2020 13:15	0:08	5A	Data is not available	Data is not available	Oversupply
9/24/2020 13:16	0:01	KWP	0.00166	25.23956	Oversupply
9/24/2020 13:19	0:01	KWP	0.00352	25.66154	Oversupply
9/24/2020 13:22	0:01	KWP	0.00176	25.39780	Oversupply
9/24/2020 13:24	0:02	5A	Data is not available	Data is not available	Oversupply
9/24/2020 13:24	0:01	KWP	0.00703	25.34505	Oversupply
9/24/2020 13:26	0:01	KWP	0.00088	24.39561	Oversupply
9/24/2020 13:27	0:04	5A	Data is not available	Data is not available	Oversupply
9/24/2020 13:28	0:03	KWP	0.00527	25.39780	Oversupply
9/24/2020 14:22	0:01	SSA2	0.04001	0.03700	Oversupply
9/24/2020 14:23	0:01	SSA3	0.03374	0.24900	Oversupply
9/24/2020 14:23	0:01	SSA2	0.04001	0.42400	Oversupply
9/24/2020 14:23	0:01	SSA3	0.03302	0.64000	Oversupply
9/24/2020 14:24	0:01	SSA2	0.04001	1.38600	Oversupply
9/24/2020 14:24	2:14	SSA3	4.40426	0.07600	Oversupply
9/24/2020 14:25	2:14	KWP/II	27.79232	20.70757	Oversupply



Maui Curtailment Report

September 2020

Start Date and Time	Duration (minutes)	IPP Curtailed	Estimated Curtailed MWH	Peak MW Curtailed	Reasons for Curtailment
9/24/2020 14:25	2:13	SSA2	5.08158	0.03600	Oversupply
9/24/2020 14:31	0:03	AWE	0.13941	16.70000	Oversupply
9/24/2020 14:36	0:31	AWE	1.23611	19.30000	Oversupply
9/24/2020 15:13	0:01	AWE	0.00287	18.70000	Oversupply
9/24/2020 16:38	0:01	SSA2	0.01878	0.08400	Oversupply
9/24/2020 16:38	0:01	SSA3	0.01328	0.01400	Oversupply
9/24/2020 16:39	0:01	SSA2	0.01878	0.65400	Oversupply
9/24/2020 16:39	0:01	SSA3	0.01271	0.12200	Oversupply
9/24/2020 16:42	0:01	SSA2	0.01805	1.26100	Oversupply
9/24/2020 16:42	0:01	SSA3	0.01328	0.86000	Oversupply
9/24/2020 16:43	0:01	SSA2	0.01878	1.43600	Oversupply
9/24/2020 16:43	0:01	SSA3	0.01300	0.97900	Oversupply
9/24/2020 16:44	0:02	SSA2	0.03864	0.03100	Oversupply
9/24/2020 16:44	0:02	SSA3	0.02508	0.02500	Oversupply
9/24/2020 16:45	0:05	KWPPII	0.05857	20.70757	Oversupply
9/24/2020 16:45	0:04	SSA2	0.09729	0.02000	Oversupply
9/24/2020 16:46	0:05	SSA3	0.06943	-0.00700	Oversupply
9/24/2020 16:50	0:01	SSA2	0.01946	-0.00100	Oversupply
9/24/2020 16:50	0:01	SSA3	0.01187	-0.00300	Oversupply
9/24/2020 16:51	0:02	SSA2	0.03892	0.08500	Oversupply
9/24/2020 16:51	0:01	SSA3	0.01187	0.08000	Oversupply
9/24/2020 16:52	0:01	SSA3	0.01212	0.27700	Oversupply
9/24/2020 16:52	0:01	SSA2	0.01946	0.01700	Oversupply
9/24/2020 16:52	0:03	SSA3	0.04646	0.03200	Oversupply
9/24/2020 16:53	0:02	SSA2	0.03892	0.00200	Oversupply
9/24/2020 16:54	0:02	KWPPII	0.01656	20.70757	Oversupply
9/24/2020 16:55	0:01	SSA2	0.01908	0.00000	Oversupply
9/24/2020 16:56	0:01	SSA3	0.01237	-0.00300	Oversupply
9/24/2020 16:56	0:01	SSA2	0.01946	0.00200	Oversupply
9/24/2020 16:56	0:01	SSA3	0.01136	-0.00300	Oversupply
9/24/2020 16:57	0:01	SSA2	0.01946	0.03900	Oversupply
9/24/2020 16:57	0:01	SSA3	0.01161	-0.00300	Oversupply
9/24/2020 16:58	0:01	SSA2	0.01946	0.04400	Oversupply
9/24/2020 16:58	0:01	SSA3	0.01161	-0.00400	Oversupply
9/24/2020 20:30	0:09	KWPPII	0.22123	20.70757	Oversupply
9/24/2020 20:51	0:46	KWPPII	3.04198	20.70757	Oversupply
9/24/2020 22:03	0:01	KWPPII	0.00437	20.70757	Oversupply
9/24/2020 22:10	5:29	KWPPII	79.73863	20.70757	Oversupply
9/25/2020 1:25	0:02	AWE	0.00651	21.00000	Oversupply
9/25/2020 1:38	0:01	AWE	0.00742	20.80000	Oversupply
9/25/2020 1:40	0:04	AWE	0.00446	21.00000	Oversupply
9/25/2020 1:45	0:01	AWE	0.00041	21.00000	Oversupply
9/25/2020 1:47	0:02	AWE	0.00298	21.00000	Oversupply
9/25/2020 1:51	0:01	AWE	0.00007	21.00000	Oversupply
9/25/2020 1:53	0:01	AWE	0.00124	21.00000	Oversupply
9/25/2020 1:55	0:12	AWE	0.10221	21.00000	Oversupply
9/25/2020 2:15	0:02	AWE	0.01614	20.70000	Oversupply
9/25/2020 2:18	0:10	AWE	0.02358	21.00000	Oversupply
9/25/2020 2:29	0:05	AWE	0.04569	21.00000	Oversupply
9/25/2020 2:35	0:03	AWE	0.02410	18.70000	Oversupply
9/25/2020 2:39	0:54	AWE	0.54101	18.70000	Oversupply
9/25/2020 3:41	2:06	KWPPII	34.06630	20.70757	Oversupply
9/25/2020 3:47	0:01	AWE	0.00207	17.60000	Oversupply
9/25/2020 3:50	0:03	AWE	0.01433	17.60000	Oversupply
9/25/2020 3:58	0:04	AWE	0.02024	17.60000	Oversupply
9/25/2020 4:03	0:01	AWE	0.00531	17.60000	Oversupply
9/25/2020 4:06	0:01	AWE	0.00547	17.60000	Oversupply
9/25/2020 4:08	0:01	AWE	0.00136	17.60000	Oversupply
9/25/2020 4:16	0:01	AWE	0.00495	17.60000	Oversupply
9/25/2020 4:25	0:01	AWE	0.00418	17.70000	Oversupply
9/25/2020 4:27	0:01	AWE	0.00118	17.60000	Oversupply
9/25/2020 4:48	0:01	AWE	0.00526	19.70000	Oversupply
9/25/2020 6:53	0:01	SSA2	0.00038	0.05400	Oversupply
9/25/2020 6:53	0:01	SSA3	0.00148	0.13600	Oversupply
9/25/2020 6:56	4:24	SSA3	7.99850	0.18300	Oversupply
9/25/2020 6:56	4:24	SSA2	6.08397	0.08400	Oversupply
9/25/2020 6:57	4:24	KWPPII	64.40893	20.70757	Oversupply
9/25/2020 8:40	0:04	AWE	0.03174	18.50000	Oversupply
9/25/2020 8:45	0:07	AWE	0.07235	19.10000	Oversupply
9/25/2020 9:39	0:21	AWE	0.05519	5.20000	Oversupply
9/25/2020 10:06	1:10	AWE	9.26885	19.80000	Oversupply
9/25/2020 11:20	0:01	SSA3	0.03423	0.11400	Oversupply
9/25/2020 11:20	0:01	SSA2	0.02787	0.27000	Oversupply
9/25/2020 11:21	0:01	SSA3	0.03499	0.72000	Oversupply
9/25/2020 11:21	0:01	SSA2	0.02787	1.31900	Oversupply



Maui Curtailment Report

September 2020

Start Date and Time	Duration (minutes)	IPP Curtailed	Estimated Curtailed MWH	Peak MW Curtailed	Reasons for Curtailment
9/25/2020 11:21	0:01	SSA3	0.03499	1.20300	Oversupply
9/25/2020 11:22	1:05	SSA2	2.02607	0.60400	Oversupply
9/25/2020 11:22	1:05	SSA3	3.08869	0.36900	Oversupply
9/25/2020 11:23	1:05	KWPll	16.60886	18.67673	Oversupply
9/25/2020 11:31	0:53	AWE	6.08478	19.60000	Oversupply
9/25/2020 12:27	0:01	SSA3	0.03642	-0.00100	Oversupply
9/25/2020 12:27	0:01	SSA2	0.01742	0.14200	Oversupply
9/25/2020 12:28	1:46	SSA3	4.74239	0.60800	Oversupply
9/25/2020 12:28	1:46	SSA2	3.44941	0.00900	Oversupply
9/25/2020 12:30	0:12	AWE	0.49715	19.80000	Oversupply
9/25/2020 12:30	1:45	KWPll	31.46167	20.47804	Oversupply
9/25/2020 12:43	1:20	AWE	5.28358	21.00000	Oversupply
9/25/2020 14:05	0:06	AWE	0.15801	21.00000	Oversupply
9/25/2020 14:14	0:01	SSA2	0.03120	0.01400	Oversupply
9/25/2020 14:14	0:01	SSA3	0.03083	-0.00200	Oversupply
9/25/2020 14:15	0:01	SSA2	0.01902	0.06100	Oversupply
9/25/2020 14:15	0:01	SSA3	0.03126	0.10600	Oversupply
9/25/2020 14:16	1:04	KWPll	13.98700	19.03500	Oversupply
9/25/2020 14:16	0:01	SSA3	0.03264	0.01700	Oversupply
9/25/2020 14:16	1:08	SSA2	1.85392	0.00800	Oversupply
9/25/2020 14:16	1:08	SSA3	2.16945	0.00500	Oversupply
9/25/2020 14:26	0:01	AWE	0.00415	20.30000	Oversupply
9/25/2020 15:21	0:04	KWPll	0.07183	20.61875	Oversupply
9/25/2020 15:24	0:01	SSA2	0.00631	0.08100	Oversupply
9/25/2020 15:24	0:01	SSA3	0.02775	0.02300	Oversupply
9/25/2020 15:25	0:01	SSA2	0.00631	0.29600	Oversupply
9/25/2020 15:25	0:01	SSA3	0.02775	0.05700	Oversupply
9/25/2020 15:26	0:01	SSA3	0.02657	0.10700	Oversupply
9/25/2020 15:26	0:01	SSA2	0.00631	0.04900	Oversupply
9/25/2020 15:26	0:01	SSA3	0.02775	0.13600	Oversupply
9/25/2020 15:27	0:01	SSA2	0.00631	0.57600	Oversupply
9/25/2020 15:27	0:01	SSA3	0.02716	0.17000	Oversupply
9/25/2020 15:28	0:01	SSA2	0.00631	0.60100	Oversupply
9/25/2020 15:28	0:01	SSA3	0.02775	0.54800	Oversupply
9/25/2020 15:28	0:01	SSA2	0.00631	0.62000	Oversupply
9/25/2020 15:29	0:01	SSA3	0.02591	1.06000	Oversupply
9/25/2020 15:29	0:01	SSA2	0.00207	0.37100	Oversupply
9/25/2020 15:30	0:01	SSA3	0.00482	1.50000	Oversupply
9/25/2020 15:30	0:01	SSA2	0.00144	0.31100	Oversupply
9/25/2020 15:30	0:01	SSA3	0.00472	1.02500	Oversupply
9/25/2020 15:40	0:01	SSA3	0.00472	1.96300	Oversupply
9/25/2020 15:40	0:01	SSA2	0.00144	0.60000	Oversupply
9/25/2020 15:43	0:01	SSA3	0.00472	1.36300	Oversupply
9/25/2020 15:43	0:01	SSA2	0.00144	0.68400	Oversupply
9/25/2020 15:43	0:01	SSA3	0.00482	0.80600	Oversupply
9/25/2020 15:44	0:01	SSA2	0.00364	0.24400	Oversupply
9/25/2020 15:44	0:01	SSA3	0.01835	0.04800	Oversupply
9/25/2020 15:45	0:01	SSA2	0.01466	0.22200	Oversupply
9/25/2020 15:45	0:01	SSA3	0.02122	0.44700	Oversupply
9/25/2020 15:46	0:08	KWPll	0.23322	20.67564	Oversupply
9/25/2020 15:46	0:08	SSA2	0.13136	0.03300	Oversupply
9/25/2020 15:46	0:07	SSA3	0.19054	0.10100	Oversupply
9/25/2020 15:53	0:01	SSA3	0.02122	-0.00100	Oversupply
9/25/2020 15:53	0:01	SSA2	0.01466	0.25900	Oversupply
9/25/2020 15:54	0:01	SSA2	0.01466	0.30400	Oversupply
9/25/2020 15:54	0:01	SSA3	0.02077	0.30500	Oversupply
9/25/2020 15:55	0:01	SSA2	0.01466	0.99800	Oversupply
9/25/2020 15:55	0:01	SSA3	0.02077	1.02100	Oversupply
9/25/2020 15:56	0:01	SSA3	0.02258	0.90000	Oversupply
9/25/2020 15:56	0:01	SSA2	0.01466	0.62300	Oversupply
9/25/2020 15:57	0:06	SSA3	0.10706	0.02700	Oversupply
9/25/2020 15:57	0:05	SSA2	0.08310	0.02900	Oversupply
9/25/2020 15:58	0:05	KWPll	0.11930	20.70358	Oversupply
9/25/2020 16:02	0:01	SSA2	0.01261	0.07200	Oversupply
9/25/2020 16:03	0:01	SSA3	0.00659	0.42500	Oversupply
9/25/2020 16:03	0:01	SSA2	0.01311	0.23600	Oversupply
9/25/2020 16:04	0:01	SSA3	0.00673	0.90800	Oversupply
9/25/2020 16:04	0:01	SSA2	0.01311	0.74800	Oversupply
9/25/2020 16:57	0:01	SSA3	0.00044	0.95300	Oversupply
9/25/2020 16:57	0:02	SSA2	0.00093	1.65500	Oversupply
9/25/2020 16:58	0:01	SSA3	0.00044	0.94100	Oversupply
9/25/2020 16:59	0:01	SSA3	0.00043	0.92300	Oversupply
9/25/2020 16:59	0:01	SSA2	0.00430	0.26600	Oversupply
9/25/2020 17:00	0:01	SSA3	0.00047	0.89000	Oversupply
9/25/2020 21:27	0:03	KWPll	0.01806	20.70757	Oversupply



Maui Curtailment Report

September 2020

Start Date and Time	Duration (minutes)	IPP Curtailed	Estimated Curtailed MWH	Peak MW Curtailed	Reasons for Curtailment
9/25/2020 21:46	0:25	KWPll	1.45598	20.70757	Oversupply
9/25/2020 23:41	0:41	KWPll	3.30779	20.65867	Oversupply
9/26/2020 0:23	0:09	KWPll	0.09491	19.48208	Oversupply
9/26/2020 0:33	2:34	KWPll	25.06853	20.06788	Oversupply
9/26/2020 1:04	0:03	AWE	0.01180	15.10000	Oversupply
9/26/2020 1:10	0:11	AWE	0.24230	14.70000	Oversupply
9/26/2020 1:22	0:03	AWE	0.02480	12.70000	Oversupply
9/26/2020 1:26	0:01	AWE	0.00545	12.50000	Oversupply
9/26/2020 1:44	0:02	AWE	0.00515	12.80000	Oversupply
9/26/2020 1:53	0:01	AWE	0.00156	13.50000	Oversupply
9/26/2020 3:09	0:02	KWPll	0.01575	13.63906	Oversupply
9/26/2020 3:12	0:01	KWPll	0.00403	11.75292	Oversupply
9/26/2020 3:16	0:03	KWPll	0.01689	9.87976	Oversupply
9/26/2020 4:23	0:04	KWPll	0.08391	13.31472	Oversupply
9/26/2020 4:28	0:38	KWPll	6.64830	19.15076	Oversupply
9/26/2020 4:48	0:01	AWE	0.00020	9.60000	Oversupply
9/26/2020 4:54	0:01	AWE	0.00237	10.40000	Oversupply
9/26/2020 4:58	0:02	AWE	0.01370	11.30000	Oversupply
9/26/2020 5:07	0:03	KWPll	0.23692	10.41267	Oversupply
9/26/2020 5:56	0:14	KWPll	0.50235	11.74993	Oversupply
9/26/2020 6:15	1:09	KWPll	5.38023	11.92157	Oversupply
9/26/2020 6:27	0:56	SSA2	0.08927	-0.00100	Oversupply
9/26/2020 7:10	0:08	AWE	0.07494	21.00000	Oversupply
9/26/2020 7:23	0:01	SSA2	0.00290	-0.00100	Oversupply
9/26/2020 7:24	0:01	SSA3	0.00624	0.26200	Oversupply
9/26/2020 7:26	1:37	SSA3	2.04120	0.50800	Oversupply
9/26/2020 7:26	1:38	SSA2	1.08435	0.18500	Oversupply
9/26/2020 7:27	1:37	KWPll	23.07443	20.46607	Oversupply
9/26/2020 7:38	1:11	AWE	6.48227	21.00000	Oversupply
9/26/2020 8:51	0:01	AWE	0.02240	21.00000	Oversupply
9/26/2020 8:55	0:05	AWE	0.04081	21.00000	Oversupply
9/26/2020 9:03	0:01	SSA3	0.02399	0.00500	Oversupply
9/26/2020 9:04	0:01	SSA2	0.01008	0.06400	Oversupply
9/26/2020 9:04	0:01	SSA3	0.02347	0.36700	Oversupply
9/26/2020 9:04	0:01	SSA2	0.01008	0.13200	Oversupply
9/26/2020 9:05	0:01	SSA3	0.02399	0.71400	Oversupply
9/26/2020 9:05	0:47	SSA2	0.63954	0.11200	Oversupply
9/26/2020 9:05	0:46	SSA3	1.71740	0.87600	Oversupply
9/26/2020 9:06	0:46	KWPll	10.16460	17.66181	Oversupply
9/26/2020 9:09	0:03	AWE	0.03938	21.00000	Oversupply
9/26/2020 9:21	0:27	AWE	2.39019	21.00000	Oversupply
9/26/2020 9:52	0:01	SSA2	0.01660	0.08700	Oversupply
9/26/2020 9:53	0:01	SSA3	0.03146	0.20900	Oversupply
9/26/2020 9:53	0:01	SSA2	0.01660	0.13200	Oversupply
9/26/2020 9:53	0:01	SSA3	0.03215	0.35800	Oversupply
9/26/2020 9:54	0:03	SSA2	0.06575	0.11500	Oversupply
9/26/2020 9:54	0:03	SSA3	0.12790	0.01300	Oversupply
9/26/2020 9:55	0:03	KWPll	0.21276	7.99262	Oversupply
9/26/2020 9:57	0:01	SSA2	0.01660	0.04500	Oversupply
9/26/2020 9:57	0:01	SSA3	0.03351	0.16900	Oversupply
9/26/2020 9:58	2:04	SSA2	3.73953	0.13400	Oversupply
9/26/2020 9:58	2:03	SSA3	4.70550	0.15200	Oversupply
9/26/2020 9:59	2:04	KWPll	19.63282	16.74369	Oversupply
9/26/2020 10:06	1:39	AWE	6.96781	21.00000	Oversupply
9/26/2020 11:46	0:02	AWE	0.01852	20.30000	Oversupply
9/26/2020 11:50	0:02	AWE	0.02731	21.00000	Oversupply
9/26/2020 11:53	0:10	AWE	0.14724	21.00000	Oversupply
9/26/2020 12:01	0:02	SSA3	0.05022	-0.00100	Oversupply
9/26/2020 12:02	0:01	SSA2	0.03308	0.00100	Oversupply
9/26/2020 12:02	0:01	SSA2	0.03308	0.04400	Oversupply
9/26/2020 12:03	0:01	SSA3	0.02566	0.04800	Oversupply
9/26/2020 12:03	0:01	SSA2	0.03308	0.35300	Oversupply
9/26/2020 12:03	0:01	SSA3	0.02511	0.12300	Oversupply
9/26/2020 12:04	0:01	SSA2	0.03308	0.47400	Oversupply
9/26/2020 12:04	0:01	SSA3	0.02566	0.29300	Oversupply
9/26/2020 12:05	0:01	SSA3	0.02566	0.31600	Oversupply
9/26/2020 12:05	0:01	SSA2	0.03308	0.77800	Oversupply
9/26/2020 12:06	0:01	SSA3	0.02457	0.56000	Oversupply
9/26/2020 12:06	0:01	SSA2	0.03181	1.02900	Oversupply
9/26/2020 12:06	0:01	SSA3	0.02457	1.07400	Oversupply
9/26/2020 12:07	0:01	SSA2	0.03308	2.01600	Oversupply
9/26/2020 12:07	0:01	SSA3	0.02511	1.27700	Oversupply
9/26/2020 12:08	0:01	SSA2	0.03308	2.03900	Oversupply
9/26/2020 12:08	0:01	SSA3	0.02566	1.17100	Oversupply
9/26/2020 12:08	0:01	SSA2	0.03308	0.71300	Oversupply



Maui Curtailment Report

September 2020

Start Date and Time	Duration (minutes)	IPP Curtailed	Estimated Curtailed MWH	Peak MW Curtailed	Reasons for Curtailment
9/26/2020 12:09	0:01	SSA3	0.02566	0.01400	Oversupply
9/26/2020 12:09	0:01	SSA2	0.03308	1.39600	Oversupply
9/26/2020 12:10	0:01	SSA3	0.02566	0.61200	Oversupply
9/26/2020 12:10	0:01	SSA2	0.03308	1.09300	Oversupply
9/26/2020 12:10	0:01	SSA3	0.02675	1.64100	Oversupply
9/26/2020 12:11	0:01	SSA2	0.03308	0.67800	Oversupply
9/26/2020 12:11	0:01	SSA3	0.02511	0.04500	Oversupply
9/26/2020 12:12	0:01	SSA2	0.03181	0.05200	Oversupply
9/26/2020 12:12	0:01	SSA3	0.02511	0.12600	Oversupply
9/26/2020 12:13	0:01	SSA3	0.02566	0.06700	Oversupply
9/26/2020 12:13	0:08	SSA2	0.35538	0.06200	Oversupply
9/26/2020 12:13	0:15	SSA3	0.47611	0.01400	Oversupply
9/26/2020 12:14	0:01	AWE	0.00008	21.00000	Oversupply
9/26/2020 12:15	0:06	KWPPII	0.05071	0.65965	Oversupply
9/26/2020 12:17	0:03	AWE	0.01910	20.40000	Oversupply
9/26/2020 12:21	0:05	SSA2	0.24804	0.05000	Oversupply
9/26/2020 12:22	0:07	AWE	0.05644	20.70000	Oversupply
9/26/2020 12:22	0:05	KWPPII	0.01652	0.40617	Oversupply
9/26/2020 12:26	0:03	SSA2	0.12323	0.00800	Oversupply
9/26/2020 12:28	0:01	KWPPII	0.00016	0.07085	Oversupply
9/26/2020 12:28	0:01	SSA3	0.02395	0.00900	Oversupply
9/26/2020 12:28	0:01	SSA2	0.04134	0.03400	Oversupply
9/26/2020 12:29	0:01	SSA3	0.02271	0.41200	Oversupply
9/26/2020 12:29	0:01	SSA2	0.03496	0.13600	Oversupply
9/26/2020 12:30	0:01	SSA3	0.02429	0.09000	Oversupply
9/26/2020 12:30	0:01	SSA2	0.03158	0.12800	Oversupply
9/26/2020 12:31	0:01	SSA3	0.02482	0.30800	Oversupply
9/26/2020 12:31	0:01	SSA2	0.03158	0.10100	Oversupply
9/26/2020 12:31	0:01	SSA3	0.02429	0.45800	Oversupply
9/26/2020 12:32	0:01	SSA2	0.03158	0.09900	Oversupply
9/26/2020 12:32	0:01	SSA3	0.02429	0.13900	Oversupply
9/26/2020 12:33	0:01	SSA2	0.03158	0.17000	Oversupply
9/26/2020 12:33	0:01	SSA3	0.02377	0.31800	Oversupply
9/26/2020 12:34	0:01	SSA2	0.03036	0.19300	Oversupply
9/26/2020 12:34	0:03	SSA3	0.09770	0.15200	Oversupply
9/26/2020 12:34	0:03	SSA2	0.09412	-0.00500	Oversupply
9/26/2020 12:35	0:02	AWE	0.03366	20.70000	Oversupply
9/26/2020 12:35	0:02	KWPPII	0.00769	0.32234	Oversupply
9/26/2020 12:37	0:01	SSA3	0.02482	0.02100	Oversupply
9/26/2020 12:37	0:01	SSA2	0.03158	0.03600	Oversupply
9/26/2020 12:37	0:01	SSA3	0.02429	0.11700	Oversupply
9/26/2020 12:38	0:01	SSA2	0.03158	0.26500	Oversupply
9/26/2020 12:38	0:01	SSA3	0.02482	0.11200	Oversupply
9/26/2020 12:39	0:01	SSA2	0.03158	0.58900	Oversupply
9/26/2020 12:39	0:01	SSA3	0.02482	0.12100	Oversupply
9/26/2020 12:40	0:01	SSA2	0.03158	1.08800	Oversupply
9/26/2020 12:40	0:01	SSA3	0.02482	0.11000	Oversupply
9/26/2020 12:40	0:01	SSA2	0.03158	1.39800	Oversupply
9/26/2020 12:41	0:01	SSA3	0.02429	0.36600	Oversupply
9/26/2020 12:42	0:01	SSA3	0.02482	1.42000	Oversupply
9/26/2020 12:42	0:01	SSA2	0.03158	0.94600	Oversupply
9/26/2020 12:43	0:01	SSA3	0.02482	1.79300	Oversupply
9/26/2020 12:43	0:01	SSA2	0.03158	2.78600	Oversupply
9/26/2020 12:44	0:01	SSA3	0.02429	1.54400	Oversupply
9/26/2020 12:44	0:01	SSA2	0.02318	1.24500	Oversupply
9/26/2020 12:44	0:01	SSA3	0.01393	1.01200	Oversupply
9/26/2020 12:45	0:01	SSA2	0.00246	1.91100	Oversupply
9/26/2020 12:45	0:01	SSA3	0.00089	0.46700	Oversupply
9/26/2020 12:46	0:01	SSA2	0.00246	1.81600	Oversupply
9/26/2020 12:46	0:01	SSA3	0.00093	1.22300	Oversupply
9/26/2020 12:46	0:01	SSA2	0.00236	2.80200	Oversupply
9/26/2020 13:45	0:01	SSA3	0.00550	0.51900	Oversupply
9/26/2020 13:45	0:01	SSA2	0.03724	3.18500	Oversupply
9/26/2020 13:45	0:01	SSA3	0.00527	0.32900	Oversupply
9/26/2020 13:46	0:01	SSA2	0.03724	0.83300	Oversupply
9/26/2020 13:46	0:27	SSA3	0.19983	0.08500	Oversupply
9/26/2020 13:47	0:28	SSA2	1.25943	0.12100	Oversupply
9/26/2020 13:48	0:26	KWPPII	2.52153	15.44336	Oversupply
9/26/2020 14:13	0:01	SSA3	0.00579	-0.00400	Oversupply
9/26/2020 14:14	0:01	SSA3	0.00581	0.05000	Oversupply
9/26/2020 14:15	0:01	SSA2	0.03021	0.11300	Oversupply
9/26/2020 14:15	0:01	SSA3	0.00670	0.19600	Oversupply
9/26/2020 14:16	0:01	SSA2	0.03021	0.11800	Oversupply
9/26/2020 14:16	0:01	SSA3	0.00670	0.42600	Oversupply
9/26/2020 14:16	0:01	SSA3	0.00685	0.01700	Oversupply



Maui Curtailment Report

September 2020

Start Date and Time	Duration (minutes)	IPP Curtailed	Estimated Curtailed MWH	Peak MW Curtailed	Reasons for Curtailment
9/26/2020 14:16	0:01	SSA2	0.03021	0.18800	Oversupply
9/26/2020 14:17	0:01	KWPll	0.00469	12.17505	Oversupply
9/26/2020 14:17	0:01	SSA3	0.00670	0.07700	Oversupply
9/26/2020 14:17	0:01	SSA2	0.03021	0.17800	Oversupply
9/26/2020 14:18	0:38	SSA3	0.38014	0.16100	Oversupply
9/26/2020 14:18	0:37	SSA2	1.01222	0.48600	Oversupply
9/26/2020 14:19	0:37	KWPll	5.32478	19.23759	Oversupply
9/26/2020 14:55	0:01	SSA2	0.02634	0.00600	Oversupply
9/26/2020 14:55	0:01	SSA3	0.00886	0.19000	Oversupply
9/26/2020 14:56	0:01	SSA2	0.02634	0.11100	Oversupply
9/26/2020 14:56	0:02	SSA3	0.01753	0.89600	Oversupply
9/26/2020 14:57	0:01	SSA2	0.02634	0.11100	Oversupply
9/26/2020 15:00	0:01	SSA3	0.00208	0.85200	Oversupply
9/26/2020 15:01	0:01	SSA3	0.00212	0.80400	Oversupply
9/26/2020 15:01	0:01	SSA2	0.01425	0.56800	Oversupply
9/26/2020 15:02	0:01	SSA3	0.00203	0.45200	Oversupply
9/26/2020 15:02	0:01	SSA2	0.01425	0.24900	Oversupply
9/26/2020 15:02	0:01	SSA3	0.00212	0.13500	Oversupply
9/26/2020 15:03	0:01	SSA2	0.01425	0.02700	Oversupply
9/26/2020 15:03	0:01	SSA3	0.00212	0.07500	Oversupply
9/26/2020 15:04	0:01	SSA2	0.01425	0.24300	Oversupply
9/26/2020 15:04	0:01	SSA3	0.00208	0.05800	Oversupply
9/26/2020 15:05	0:01	SSA3	0.00212	0.17000	Oversupply
9/26/2020 15:05	0:01	SSA2	0.01425	0.22100	Oversupply
9/26/2020 15:06	0:01	SSA3	0.00212	0.29000	Oversupply
9/26/2020 15:06	0:01	SSA2	0.01425	0.91200	Oversupply
9/26/2020 15:06	0:01	SSA3	0.00203	0.42100	Oversupply
9/26/2020 15:07	0:01	SSA2	0.01425	1.21400	Oversupply
9/26/2020 15:07	0:01	SSA3	0.00212	0.48500	Oversupply
9/26/2020 16:42	0:01	SSA2	0.00022	1.84600	Oversupply
9/26/2020 16:42	0:01	SSA3	0.00199	0.71800	Oversupply
9/26/2020 16:43	0:01	SSA2	0.00021	1.82500	Oversupply
9/26/2020 16:43	0:01	SSA3	0.00195	0.14900	Oversupply
9/26/2020 16:43	0:01	SSA3	0.00195	0.10100	Oversupply
9/26/2020 16:43	0:01	SSA2	0.00022	0.06400	Oversupply
9/26/2020 16:44	0:02	KWPll	0.00425	13.73885	Oversupply
9/26/2020 16:44	0:37	SSA3	0.33024	0.01000	Oversupply
9/26/2020 16:44	0:36	SSA2	0.70623	0.01100	Oversupply
9/26/2020 16:47	0:35	KWPll	1.86144	18.82144	Oversupply
9/26/2020 17:21	0:01	SSA2	0.00862	0.00100	Oversupply
9/26/2020 17:21	0:01	SSA3	0.00264	0.05400	Oversupply
9/26/2020 17:21	0:01	SSA2	0.00862	0.40600	Oversupply
9/26/2020 17:22	0:01	SSA2	0.00862	0.62100	Oversupply
9/26/2020 17:23	0:02	SSA3	0.00527	0.16200	Oversupply
9/26/2020 17:23	0:01	SSA2	0.00862	0.08200	Oversupply
9/26/2020 17:24	0:01	SSA3	0.00258	0.03100	Oversupply
9/26/2020 17:25	0:01	SSA2	0.00862	0.24500	Oversupply
9/26/2020 17:26	0:01	SSA3	0.00264	0.22300	Oversupply
9/26/2020 17:28	0:01	SSA3	0.00258	0.21600	Oversupply
9/26/2020 17:28	0:01	SSA2	0.00862	0.84400	Oversupply
9/26/2020 21:21	0:03	KWPll	0.02474	15.98824	Oversupply
9/26/2020 23:54	0:02	KWPll	0.03222	12.15310	Oversupply
9/26/2020 23:57	0:16	KWPll	0.37535	13.72089	Oversupply
9/27/2020 0:14	0:07	KWPll	0.20445	15.02322	Oversupply
9/27/2020 2:54	0:02	KWPll	0.02808	9.91668	Oversupply
9/27/2020 2:57	1:33	KWPll	18.25758	17.67578	Oversupply
9/27/2020 3:15	1:11	AWE	3.99957	14.70000	Oversupply
9/27/2020 4:38	0:03	KWPll	0.03712	7.99163	Oversupply
9/27/2020 4:52	0:01	KWPll	0.00212	8.29700	Oversupply
9/27/2020 6:53	0:01	SSA3	0.00066	0.31800	Oversupply
9/27/2020 6:54	0:02	KWPll	0.01186	9.72108	Oversupply
9/27/2020 6:54	0:01	SSA2	0.00025	0.02000	Oversupply
9/27/2020 7:12	0:01	SSA3	0.00331	0.65300	Oversupply
9/27/2020 7:12	0:50	SSA2	0.52287	0.13900	Oversupply
9/27/2020 7:13	0:01	SSA3	0.00165	0.00400	Oversupply
9/27/2020 7:14	0:49	SSA3	0.70882	0.00700	Oversupply
9/27/2020 7:15	0:48	KWPll	4.18839	8.40877	Oversupply
9/27/2020 7:30	0:28	AWE	1.83209	21.00000	Oversupply
9/27/2020 8:02	0:01	SSA2	0.01472	0.00400	Oversupply
9/27/2020 8:03	0:01	SSA2	0.01472	0.22100	Oversupply
9/27/2020 8:06	0:01	SSA3	0.01173	1.20800	Oversupply
9/27/2020 8:06	0:01	SSA2	0.01472	0.89800	Oversupply
9/27/2020 8:07	0:01	SSA3	0.01148	0.26800	Oversupply
9/27/2020 8:07	0:01	SSA2	0.01472	0.12700	Oversupply
9/27/2020 8:07	0:01	SSA3	0.01173	0.16500	Oversupply



Maui Curtailment Report

September 2020

Start Date and Time	Duration (minutes)	IPP Curtailed	Estimated Curtailed MWH	Peak MW Curtailed	Reasons for Curtailment
9/27/2020 8:08	4:42	SSA2	10.59302	0.01500	Oversupply
9/27/2020 8:08	4:41	SSA3	10.56157	0.01500	Oversupply
9/27/2020 8:10	0:30	KWPPII	0.54728	3.38806	Oversupply
9/27/2020 8:11	4:40	AWE	37.33111	21.00000	Oversupply
9/27/2020 10:46	0:12	KWPPII	0.03595	0.41914	Oversupply
9/27/2020 12:49	0:01	SSA2	0.04099	0.01900	Oversupply
9/27/2020 12:50	0:01	SSA3	0.03611	0.00900	Oversupply
9/27/2020 12:50	0:01	SSA3	0.03611	0.46700	Oversupply
9/27/2020 12:50	0:01	SSA2	0.04099	0.10700	Oversupply
9/27/2020 12:51	0:01	SSA3	0.03690	0.42400	Oversupply
9/27/2020 12:51	0:01	SSA2	0.04099	0.37900	Oversupply
9/27/2020 12:52	0:40	SSA3	1.65604	0.00000	Oversupply
9/27/2020 12:52	1:16	SSA2	3.52548	0.02200	Oversupply
9/27/2020 12:54	0:55	AWE	3.29452	21.00000	Oversupply
9/27/2020 13:01	0:26	KWPPII	0.10476	0.50896	Oversupply
9/27/2020 13:28	0:04	KWPPII	0.00050	0.02096	Oversupply
9/27/2020 13:32	0:35	SSA3	0.85131	0.04600	Oversupply
9/27/2020 13:50	0:19	AWE	0.60957	21.00000	Oversupply
9/27/2020 14:07	0:01	SSA3	0.00986	0.04700	Oversupply
9/27/2020 14:08	0:01	SSA2	0.03082	0.56300	Oversupply
9/27/2020 14:08	0:01	SSA3	0.00965	0.39900	Oversupply
9/27/2020 14:09	0:01	SSA2	0.03082	1.03900	Oversupply
9/27/2020 14:21	0:01	SSA2	0.00552	2.79900	Oversupply
9/27/2020 14:21	0:01	SSA3	0.00297	2.71800	Oversupply
9/27/2020 14:22	0:01	SSA2	0.00531	2.63000	Oversupply
9/27/2020 14:22	0:01	SSA3	0.00291	2.17600	Oversupply
9/27/2020 14:24	0:01	SSA2	0.00552	2.13600	Oversupply
9/27/2020 14:24	0:01	SSA2	0.00552	1.74900	Oversupply
9/27/2020 14:25	0:01	SSA3	0.00297	1.60400	Oversupply
9/27/2020 14:25	0:01	SSA2	0.00552	2.51300	Oversupply
9/27/2020 14:26	0:01	SSA3	0.00304	1.30800	Oversupply
9/27/2020 14:26	0:01	SSA2	0.00552	1.83400	Oversupply
9/27/2020 14:28	0:01	SSA2	0.00552	2.88400	Oversupply
9/27/2020 14:28	0:01	SSA3	0.00291	2.21600	Oversupply
9/27/2020 14:29	0:01	SSA2	0.00665	1.72500	Oversupply
9/27/2020 14:29	0:01	SSA3	0.00392	1.46100	Oversupply
9/27/2020 14:30	0:01	SSA2	0.01089	1.27700	Oversupply
9/27/2020 14:30	0:01	SSA3	0.00761	0.97800	Oversupply
9/27/2020 14:30	0:01	SSA3	0.00745	0.06200	Oversupply
9/27/2020 14:31	0:01	SSA2	0.01089	0.90300	Oversupply
9/27/2020 14:31	0:01	SSA3	0.00745	0.62900	Oversupply
9/27/2020 14:31	0:01	SSA2	0.01089	1.67800	Oversupply
9/27/2020 14:32	0:01	SSA3	0.00761	1.56000	Oversupply
9/27/2020 14:32	0:01	SSA2	0.01089	2.02100	Oversupply
9/27/2020 14:33	0:01	SSA3	0.00745	1.56100	Oversupply
9/27/2020 14:37	0:01	SSA3	0.00745	1.58000	Oversupply
9/27/2020 14:37	0:01	SSA2	0.01089	2.25000	Oversupply
9/27/2020 14:37	0:01	SSA3	0.00761	1.34400	Oversupply
9/27/2020 14:37	0:01	SSA2	0.01089	2.34300	Oversupply
9/27/2020 14:38	0:01	SSA3	0.00761	1.15000	Oversupply
9/27/2020 14:38	0:01	SSA2	0.01089	1.80700	Oversupply
9/27/2020 14:39	0:01	SSA3	0.00811	0.49200	Oversupply
9/27/2020 14:39	0:01	SSA2	0.01089	2.68100	Oversupply
9/27/2020 14:40	0:01	SSA2	0.01089	2.41300	Oversupply
9/27/2020 14:40	0:01	SSA3	0.00778	1.72200	Oversupply
9/27/2020 14:41	0:01	SSA2	0.01089	2.25900	Oversupply
9/27/2020 14:41	0:01	SSA3	0.00778	0.41400	Oversupply
9/27/2020 14:42	0:01	SSA2	0.01089	1.62100	Oversupply
9/27/2020 14:42	0:01	SSA3	0.00778	1.40000	Oversupply
9/27/2020 14:43	0:01	SSA2	0.01089	2.31600	Oversupply
9/27/2020 14:43	0:01	SSA3	0.00745	1.43400	Oversupply
9/27/2020 20:43	0:36	KWPPII	1.31678	18.36637	Oversupply
9/27/2020 21:20	0:01	KWPPII	0.00841	17.83047	Oversupply
9/27/2020 21:25	0:01	KWPPII	0.00623	18.11688	Oversupply
9/27/2020 21:27	0:01	KWPPII	0.00461	18.19572	Oversupply
9/28/2020 7:50	0:01	SSA3	0.00687	0.94400	Oversupply
9/28/2020 7:51	0:01	SSA2	0.00657	0.54000	Oversupply
9/28/2020 7:51	0:01	SSA3	0.00703	0.78000	Oversupply
9/28/2020 7:52	0:08	SSA2	0.05897	0.04300	Oversupply
9/28/2020 7:52	0:06	SSA3	0.05591	0.01400	Oversupply
9/28/2020 7:53	0:06	KWPPII	0.17220	9.04347	Oversupply
9/28/2020 7:58	0:01	SSA3	0.00703	0.01100	Oversupply
9/28/2020 7:59	0:38	SSA3	0.83727	0.01300	Oversupply
9/28/2020 7:59	0:01	SSA2	0.00923	0.00500	Oversupply
9/28/2020 8:00	0:37	SSA2	0.62312	0.00100	Oversupply



Maui Curtailment Report

September 2020

Start Date and Time	Duration (minutes)	IPP Curtailed	Estimated Curtailed MWH	Peak MW Curtailed	Reasons for Curtailment
9/28/2020 8:01	0:37	KWP/II	2.10049	8.45268	Oversupply
9/28/2020 8:23	0:01	AWE	0.00287	10.80000	Oversupply
9/28/2020 8:29	0:01	AWE	0.00421	12.20000	Oversupply
9/28/2020 8:37	0:01	SSA3	0.01998	0.06800	Oversupply
9/28/2020 8:37	0:01	SSA2	0.01870	0.27200	Oversupply
9/28/2020 8:38	0:26	SSA3	0.74383	0.02400	Oversupply
9/28/2020 8:38	0:03	SSA2	0.07408	0.03000	Oversupply
9/28/2020 8:39	0:04	KWP/II	0.07288	5.75621	Oversupply
9/28/2020 8:42	0:01	SSA2	0.01870	0.00100	Oversupply
9/28/2020 8:42	0:23	SSA2	0.40560	0.00200	Oversupply
9/28/2020 8:44	0:21	KWP/II	0.58833	7.35493	Oversupply
9/28/2020 9:04	0:01	SSA3	0.02436	0.00900	Oversupply
9/28/2020 9:05	0:01	SSA3	0.02436	0.02400	Oversupply
9/28/2020 9:06	1:33	KWP/II	4.98259	6.82801	Oversupply
9/28/2020 9:06	0:01	SSA2	0.00619	0.01300	Oversupply
9/28/2020 9:06	1:52	SSA3	4.59107	0.10500	Oversupply
9/28/2020 9:07	1:52	SSA2	3.74557	0.00000	Oversupply
9/28/2020 9:16	0:03	AWE	0.05198	10.30000	Oversupply
9/28/2020 9:20	1:39	AWE	6.11747	14.70000	Oversupply
9/28/2020 10:42	0:06	KWP/II	0.02630	0.64368	Oversupply
9/28/2020 10:58	0:01	SSA3	0.03657	0.05500	Oversupply
9/28/2020 10:59	0:01	SSA3	0.03629	0.07500	Oversupply
9/28/2020 10:59	0:01	SSA2	0.03727	0.06700	Oversupply
9/28/2020 11:00	0:02	SSA3	0.05950	0.00800	Oversupply
9/28/2020 11:00	0:01	SSA2	0.03284	0.02200	Oversupply
9/28/2020 11:01	0:01	AWE	0.01190	15.10000	Oversupply
9/28/2020 11:01	0:01	SSA2	0.03158	0.04600	Oversupply
9/28/2020 11:01	0:01	SSA3	0.02942	0.16500	Oversupply
9/28/2020 11:01	0:01	SSA2	0.03221	0.85900	Oversupply
9/28/2020 11:02	0:01	SSA3	0.03008	0.40500	Oversupply
9/28/2020 11:02	0:01	SSA2	0.03284	1.06900	Oversupply
9/28/2020 11:03	0:01	SSA3	0.03008	0.53400	Oversupply
9/28/2020 11:03	0:01	SSA2	0.03221	0.81500	Oversupply
9/28/2020 11:03	0:01	SSA3	0.03073	1.23100	Oversupply
9/28/2020 11:04	0:01	SSA2	0.03284	0.51800	Oversupply
9/28/2020 11:04	0:01	SSA3	0.03008	0.59900	Oversupply
9/28/2020 11:05	0:01	SSA3	0.03008	0.23800	Oversupply
9/28/2020 11:05	0:01	SSA2	0.03221	0.57200	Oversupply
9/28/2020 11:06	0:01	SSA3	0.03073	1.57000	Oversupply
9/28/2020 11:06	0:01	SSA2	0.03284	1.21600	Oversupply
9/28/2020 11:06	0:01	SSA3	0.03008	0.07700	Oversupply
9/28/2020 11:07	0:01	SSA2	0.03221	0.02100	Oversupply
9/28/2020 11:07	0:01	SSA3	0.03073	0.09500	Oversupply
9/28/2020 11:07	0:01	SSA2	0.03284	0.11200	Oversupply
9/28/2020 11:08	0:01	SSA3	0.03008	0.14800	Oversupply
9/28/2020 11:08	0:01	SSA2	0.03284	0.37800	Oversupply
9/28/2020 11:09	0:01	SSA3	0.03139	0.16900	Oversupply
9/28/2020 11:09	0:01	SSA2	0.03284	0.01600	Oversupply
9/28/2020 11:10	0:01	SSA3	0.03008	0.09900	Oversupply
9/28/2020 11:10	0:01	SSA2	0.03284	0.35100	Oversupply
9/28/2020 11:10	0:01	SSA3	0.03073	0.44000	Oversupply
9/28/2020 11:11	0:01	SSA2	0.03284	0.89000	Oversupply
9/28/2020 11:11	0:01	SSA3	0.03008	1.04100	Oversupply
9/28/2020 11:12	0:01	SSA2	0.03284	0.74400	Oversupply
9/28/2020 11:12	0:01	SSA3	0.03073	0.87100	Oversupply
9/28/2020 11:13	0:01	SSA3	0.03008	0.83100	Oversupply
9/28/2020 11:13	0:01	SSA2	0.03284	0.81800	Oversupply
9/28/2020 11:13	0:01	SSA3	0.03008	1.11000	Oversupply
9/28/2020 11:14	0:01	SSA2	0.03284	1.29900	Oversupply
9/28/2020 11:14	0:01	SSA3	0.03215	1.07800	Oversupply
9/28/2020 11:14	0:02	SSA2	0.07132	1.10400	Oversupply
9/28/2020 11:15	0:01	SSA3	0.03361	0.65800	Oversupply
9/28/2020 11:16	0:01	SSA3	0.03361	0.70400	Oversupply
9/28/2020 11:16	0:01	SSA2	0.03597	1.57300	Oversupply
9/28/2020 11:16	0:01	SSA3	0.03361	1.54100	Oversupply
9/28/2020 11:17	0:01	SSA2	0.03597	1.06500	Oversupply
9/28/2020 11:17	0:01	SSA3	0.03287	0.12100	Oversupply
9/28/2020 11:18	0:01	SSA2	0.03597	1.76700	Oversupply
9/28/2020 11:18	0:01	SSA3	0.03434	0.74400	Oversupply
9/28/2020 11:19	0:06	SSA2	0.25038	0.58400	Oversupply
9/28/2020 11:19	0:01	SSA3	0.03361	0.12000	Oversupply
9/28/2020 11:20	0:04	AWE	0.04709	13.90000	Oversupply
9/28/2020 11:20	0:05	SSA3	0.20309	0.02400	Oversupply
9/28/2020 11:24	0:01	SSA3	0.03434	-0.00400	Oversupply
9/28/2020 11:25	0:01	SSA2	0.03597	0.09500	Oversupply



Maui Curtailment Report

September 2020

Start Date and Time	Duration (minutes)	IPP Curtailed	Estimated Curtailed MWH	Peak MW Curtailed	Reasons for Curtailment
9/28/2020 11:25	0:01	SSA3	0.03361	0.15800	Oversupply
9/28/2020 11:26	0:01	SSA2	0.03597	0.28800	Oversupply
9/28/2020 11:26	0:01	SSA3	0.03288	0.40600	Oversupply
9/28/2020 11:26	0:05	SSA3	0.18259	0.11000	Oversupply
9/28/2020 11:27	0:03	SSA2	0.14622	0.18700	Oversupply
9/28/2020 11:28	0:04	AWE	0.03914	14.30000	Oversupply
9/28/2020 11:30	0:01	SSA2	0.04018	0.00300	Oversupply
9/28/2020 11:31	0:01	SSA2	0.04018	0.02300	Oversupply
9/28/2020 11:31	0:01	SSA3	0.02325	0.10300	Oversupply
9/28/2020 11:32	0:05	SSA2	0.24111	0.13000	Oversupply
9/28/2020 11:32	0:02	SSA3	0.04805	0.02200	Oversupply
9/28/2020 11:33	0:05	AWE	0.01783	13.50000	Oversupply
9/28/2020 11:33	0:01	SSA3	0.02325	0.00300	Oversupply
9/28/2020 11:34	0:02	SSA3	0.07181	-0.00100	Oversupply
9/28/2020 11:36	0:01	SSA3	0.02377	0.00500	Oversupply
9/28/2020 11:37	0:01	SSA2	0.04018	0.42700	Oversupply
9/28/2020 11:37	0:01	SSA3	0.02377	0.11000	Oversupply
9/28/2020 11:38	0:01	SSA2	0.04018	0.30400	Oversupply
9/28/2020 11:38	0:01	SSA3	0.02325	0.07800	Oversupply
9/28/2020 11:39	0:02	SSA2	0.08037	0.25600	Oversupply
9/28/2020 11:39	0:02	SSA3	0.04856	0.07100	Oversupply
9/28/2020 11:40	0:01	AWE	0.00241	13.70000	Oversupply
9/28/2020 11:40	0:01	SSA3	0.02377	0.06000	Oversupply
9/28/2020 11:40	0:01	SSA2	0.04018	0.02700	Oversupply
9/28/2020 11:41	0:01	SSA3	0.02428	0.11900	Oversupply
9/28/2020 11:41	0:01	SSA2	0.04018	0.11300	Oversupply
9/28/2020 11:42	0:01	SSA3	0.02428	0.25600	Oversupply
9/28/2020 11:42	0:01	SSA2	0.04018	0.11300	Oversupply
9/28/2020 11:43	0:01	SSA3	0.02377	0.58000	Oversupply
9/28/2020 11:43	0:01	SSA2	0.04018	0.11800	Oversupply
9/28/2020 11:43	0:01	SSA3	0.02325	0.23600	Oversupply
9/28/2020 11:44	0:01	SSA2	0.03786	0.12200	Oversupply
9/28/2020 11:44	0:01	SSA3	0.02093	0.67000	Oversupply
9/28/2020 11:45	0:01	SSA2	0.03088	0.10400	Oversupply
9/28/2020 11:45	0:01	SSA3	0.00912	0.71500	Oversupply
9/28/2020 11:46	0:01	SSA2	0.03088	0.19400	Oversupply
9/28/2020 11:46	0:01	SSA3	0.00932	0.80200	Oversupply
9/28/2020 11:46	0:01	SSA2	0.03088	0.38500	Oversupply
9/28/2020 11:46	0:01	SSA3	0.00912	1.10000	Oversupply
9/28/2020 11:47	0:01	SSA3	0.00912	0.97300	Oversupply
9/28/2020 11:47	0:01	SSA2	0.03088	0.65600	Oversupply
9/28/2020 11:48	0:01	SSA3	0.00912	0.46200	Oversupply
9/28/2020 11:48	0:01	SSA2	0.03088	0.99300	Oversupply
9/28/2020 11:49	0:01	SSA3	0.00912	0.48100	Oversupply
9/28/2020 11:49	0:01	SSA2	0.03088	1.26500	Oversupply
9/28/2020 11:50	0:01	SSA3	0.00912	0.57900	Oversupply
9/28/2020 11:50	0:01	SSA2	0.03088	1.21900	Oversupply
9/28/2020 11:50	0:01	SSA3	0.00892	0.09600	Oversupply
9/28/2020 11:51	0:01	SSA2	0.03088	0.66700	Oversupply
9/28/2020 11:51	0:01	SSA3	0.00912	0.05100	Oversupply
9/28/2020 11:52	0:01	SSA2	0.02969	0.15100	Oversupply
9/28/2020 11:52	0:01	SSA3	0.00892	0.25000	Oversupply
9/28/2020 11:52	0:01	SSA2	0.03088	0.53000	Oversupply
9/28/2020 11:53	0:01	SSA3	0.00932	0.18700	Oversupply
9/28/2020 11:53	0:01	SSA2	0.03088	0.15600	Oversupply
9/28/2020 11:53	0:01	SSA3	0.00892	0.08000	Oversupply
9/28/2020 11:54	0:01	SSA3	0.00912	0.87400	Oversupply
9/28/2020 11:54	0:01	SSA2	0.03088	1.39000	Oversupply
9/28/2020 11:55	0:01	SSA3	0.00892	0.02400	Oversupply
9/28/2020 11:55	0:01	SSA2	0.03088	0.16200	Oversupply
9/28/2020 11:56	0:01	SSA3	0.00912	0.30900	Oversupply
9/28/2020 11:56	0:01	SSA2	0.03088	0.59100	Oversupply
9/28/2020 11:56	0:01	SSA3	0.00932	0.62200	Oversupply
9/28/2020 11:57	0:01	SSA2	0.03088	1.81500	Oversupply
9/28/2020 11:57	0:01	SSA3	0.00892	0.08600	Oversupply
9/28/2020 11:58	0:01	SSA2	0.03088	0.94200	Oversupply
9/28/2020 11:58	0:01	SSA3	0.00892	0.54700	Oversupply
9/28/2020 11:59	0:01	SSA2	0.00790	1.85000	Oversupply
9/28/2020 11:59	0:01	SSA3	0.00114	0.86900	Oversupply
9/28/2020 12:00	0:01	SSA3	0.00301	0.62200	Oversupply
9/28/2020 12:00	0:01	SSA2	0.00546	1.90100	Oversupply
9/28/2020 12:01	0:01	SSA3	0.00288	0.39600	Oversupply
9/28/2020 12:01	0:01	SSA2	0.00546	1.83800	Oversupply
9/28/2020 12:02	0:01	SSA2	0.00546	1.72300	Oversupply
9/28/2020 12:04	0:01	SSA2	0.00546	2.89800	Oversupply



Maui Curtailment Report

September 2020

Start Date and Time	Duration (minutes)	IPP Curtailed	Estimated Curtailed MWH	Peak MW Curtailed	Reasons for Curtailment
9/28/2020 12:04	0:01	SSA3	0.00294	2.69600	Oversupply
9/28/2020 12:06	0:01	SSA3	0.00288	1.41300	Oversupply
9/28/2020 12:07	0:01	SSA2	0.00535	2.54600	Oversupply
9/28/2020 12:08	0:01	SSA2	0.00546	2.41800	Oversupply
9/28/2020 12:09	0:01	SSA3	0.00294	1.00400	Oversupply
9/28/2020 12:22	0:01	SSA3	0.00550	2.34500	Oversupply
9/28/2020 12:23	0:01	SSA2	0.00546	2.39500	Oversupply
9/28/2020 12:24	0:01	SSA2	0.00546	1.84800	Oversupply
9/28/2020 12:26	0:01	SSA3	0.00574	1.58000	Oversupply
9/28/2020 12:27	0:01	SSA3	0.00562	1.58500	Oversupply
9/28/2020 12:27	0:01	SSA2	0.00546	2.16400	Oversupply
9/28/2020 12:28	0:01	SSA3	0.00562	1.59500	Oversupply
9/28/2020 12:28	0:01	SSA2	0.00546	0.12700	Oversupply
9/28/2020 12:29	0:01	SSA3	0.00574	0.30400	Oversupply
9/28/2020 12:29	0:01	SSA2	0.01162	0.88200	Oversupply
9/28/2020 12:29	0:01	SSA3	0.02204	0.52600	Oversupply
9/28/2020 12:30	0:01	SSA2	0.03215	1.39200	Oversupply
9/28/2020 12:30	0:01	SSA3	0.00769	0.05200	Oversupply
9/28/2020 12:31	0:01	SSA2	0.03215	0.84300	Oversupply
9/28/2020 12:31	0:01	SSA3	0.00753	0.29500	Oversupply
9/28/2020 12:31	0:01	SSA2	0.03215	1.41100	Oversupply
9/28/2020 12:32	0:01	SSA3	0.00769	0.35000	Oversupply
9/28/2020 12:32	0:01	SSA2	0.03215	0.24000	Oversupply
9/28/2020 12:32	0:01	SSA3	0.00753	0.41100	Oversupply
9/28/2020 12:33	0:01	SSA2	0.03215	1.21400	Oversupply
9/28/2020 12:33	0:01	SSA3	0.00737	0.52900	Oversupply
9/28/2020 12:34	0:01	SSA3	0.00753	0.24200	Oversupply
9/28/2020 12:34	0:01	SSA2	0.03215	0.41200	Oversupply
9/28/2020 12:35	0:02	SSA3	0.01506	0.12600	Oversupply
9/28/2020 12:35	0:02	SSA2	0.06431	0.06600	Oversupply
9/28/2020 12:36	0:01	SSA3	0.00737	0.00200	Oversupply
9/28/2020 12:37	0:01	SSA2	0.03215	0.03800	Oversupply
9/28/2020 12:37	0:01	SSA3	0.00753	0.05600	Oversupply
9/28/2020 12:38	0:01	SSA2	0.03215	0.13800	Oversupply
9/28/2020 12:38	0:01	SSA3	0.00769	0.11100	Oversupply
9/28/2020 12:38	0:01	SSA2	0.03215	0.10900	Oversupply
9/28/2020 12:39	0:01	SSA3	0.00769	0.12400	Oversupply
9/28/2020 12:39	0:01	SSA2	0.03215	0.13000	Oversupply
9/28/2020 12:39	0:01	SSA3	0.00737	0.13400	Oversupply
9/28/2020 12:40	0:01	SSA3	0.00737	0.14300	Oversupply
9/28/2020 12:40	0:01	SSA2	0.03215	0.13400	Oversupply
9/28/2020 12:41	0:01	SSA3	0.00737	0.27600	Oversupply
9/28/2020 12:41	0:01	SSA2	0.03215	0.15100	Oversupply
9/28/2020 12:42	0:01	SSA3	0.00769	0.65300	Oversupply
9/28/2020 12:42	0:01	SSA2	0.03154	0.40700	Oversupply
9/28/2020 12:43	0:01	SSA2	0.03215	1.00900	Oversupply
9/28/2020 12:44	0:01	SSA2	0.03215	1.69800	Oversupply
9/28/2020 12:45	0:01	SSA2	0.02921	2.60500	Oversupply
9/28/2020 12:45	0:01	SSA3	0.01634	2.62800	Oversupply
9/28/2020 12:46	0:01	SSA2	0.02921	1.92900	Oversupply
9/28/2020 12:46	0:01	SSA3	0.01564	1.94000	Oversupply
9/28/2020 12:47	0:01	SSA3	0.01599	1.25200	Oversupply
9/28/2020 12:47	0:01	SSA2	0.02921	1.47000	Oversupply
9/28/2020 12:48	0:01	SSA3	0.01599	1.01600	Oversupply
9/28/2020 12:48	0:01	SSA2	0.02921	1.79900	Oversupply
9/28/2020 12:48	0:01	SSA3	0.01564	0.02700	Oversupply
9/28/2020 12:49	0:01	SSA2	0.02921	1.43600	Oversupply
9/28/2020 12:49	0:01	SSA3	0.01599	0.88900	Oversupply
9/28/2020 12:50	0:01	SSA2	0.02921	1.52600	Oversupply
9/28/2020 12:50	0:01	SSA3	0.01599	1.56400	Oversupply
9/28/2020 12:50	0:01	SSA2	0.02921	1.18800	Oversupply
9/28/2020 12:51	0:01	SSA3	0.01599	0.15200	Oversupply
9/28/2020 12:51	0:01	SSA2	0.02921	0.52400	Oversupply
9/28/2020 12:52	0:01	SSA3	0.01564	0.73600	Oversupply
9/28/2020 12:52	0:01	SSA2	0.02921	0.02500	Oversupply
9/28/2020 12:52	0:01	SSA3	0.01599	0.01500	Oversupply
9/28/2020 12:53	0:01	SSA3	0.01634	0.00000	Oversupply
9/28/2020 12:53	0:01	SSA2	0.02921	0.01800	Oversupply
9/28/2020 12:54	0:01	SSA3	0.01634	0.07800	Oversupply
9/28/2020 12:54	0:01	SSA2	0.02921	0.13200	Oversupply
9/28/2020 12:55	0:01	SSA3	0.01634	0.06400	Oversupply
9/28/2020 12:55	0:01	SSA2	0.02921	0.10000	Oversupply
9/28/2020 12:55	0:01	SSA3	0.01599	0.10700	Oversupply
9/28/2020 12:56	0:01	SSA2	0.02921	0.09500	Oversupply
9/28/2020 12:56	0:01	SSA3	0.01599	0.11900	Oversupply



Maui Curtailment Report

September 2020

Start Date and Time	Duration (minutes)	IPP Curtailed	Estimated Curtailed MWH	Peak MW Curtailed	Reasons for Curtailment
9/28/2020 12:57	0:01	SSA2	0.02921	0.12000	Oversupply
9/28/2020 12:57	0:01	SSA3	0.01634	0.13400	Oversupply
9/28/2020 12:57	0:01	SSA2	0.02808	0.11700	Oversupply
9/28/2020 12:58	0:02	SSA3	0.03233	0.04600	Oversupply
9/28/2020 12:58	0:01	SSA2	0.02921	0.02100	Oversupply
9/28/2020 12:59	0:01	AWE	0.00437	14.10000	Oversupply
9/28/2020 12:59	0:01	SSA2	0.03562	0.00600	Oversupply
9/28/2020 12:59	0:01	SSA3	0.02135	0.03300	Oversupply
9/28/2020 13:00	0:01	SSA2	0.04070	0.10100	Oversupply
9/28/2020 13:00	0:01	SSA3	0.03211	0.27600	Oversupply
9/28/2020 13:01	0:01	SSA3	0.03281	0.21700	Oversupply
9/28/2020 13:01	0:01	SSA2	0.04070	0.14300	Oversupply
9/28/2020 13:02	0:01	AWE	0.01122	14.30000	Oversupply
9/28/2020 13:02	0:01	SSA3	0.03211	0.00300	Oversupply
9/28/2020 13:02	0:01	SSA2	0.04070	0.00200	Oversupply
9/28/2020 13:02	0:01	SSA3	0.03211	0.00400	Oversupply
9/28/2020 13:03	0:01	SSA2	0.04070	0.03200	Oversupply
9/28/2020 13:03	0:01	SSA3	0.03211	0.12900	Oversupply
9/28/2020 13:03	0:01	SSA2	0.04070	0.13400	Oversupply
9/28/2020 13:04	0:01	SSA3	0.03211	0.00600	Oversupply
9/28/2020 13:04	0:01	SSA2	0.04070	0.00800	Oversupply
9/28/2020 13:05	0:01	SSA3	0.03211	0.04800	Oversupply
9/28/2020 13:05	0:01	SSA2	0.04070	0.32000	Oversupply
9/28/2020 13:05	0:01	SSA3	0.03281	0.11900	Oversupply
9/28/2020 13:06	0:48	SSA2	2.30620	0.28600	Oversupply
9/28/2020 13:06	0:47	SSA3	2.13774	0.02800	Oversupply
9/28/2020 13:07	0:48	AWE	3.08304	14.50000	Oversupply
9/28/2020 13:54	0:01	SSA3	0.03274	-0.00200	Oversupply
9/28/2020 13:54	0:01	SSA3	0.03274	0.12400	Oversupply
9/28/2020 13:55	0:01	SSA2	0.04111	0.10700	Oversupply
9/28/2020 13:55	0:01	SSA3	0.03274	0.09000	Oversupply
9/28/2020 13:55	0:01	SSA2	0.04111	0.14400	Oversupply
9/28/2020 13:56	0:05	SSA3	0.23291	0.00700	Oversupply
9/28/2020 13:56	0:02	SSA2	0.08064	0.00400	Oversupply
9/28/2020 13:58	0:03	AWE	0.01866	12.70000	Oversupply
9/28/2020 13:58	0:01	SSA2	0.04111	0.00800	Oversupply
9/28/2020 13:59	0:03	SSA2	0.12345	0.04700	Oversupply
9/28/2020 14:00	0:03	KWPll	0.00204	0.29340	Oversupply
9/28/2020 14:01	0:01	SSA2	0.04117	0.08700	Oversupply
9/28/2020 14:01	0:01	SSA3	0.03716	0.04600	Oversupply
9/28/2020 14:02	0:01	SSA3	0.03558	0.11500	Oversupply
9/28/2020 14:02	0:01	SSA2	0.04117	0.10500	Oversupply
9/28/2020 14:03	0:09	SSA3	0.43481	0.09800	Oversupply
9/28/2020 14:03	0:12	SSA2	0.57598	0.00300	Oversupply
9/28/2020 14:04	0:08	AWE	0.16510	13.20000	Oversupply
9/28/2020 14:04	0:11	KWPll	0.13073	1.24345	Oversupply
9/28/2020 14:12	0:01	SSA3	0.03637	0.01500	Oversupply
9/28/2020 14:13	0:02	SSA3	0.10817	0.01100	Oversupply
9/28/2020 14:15	0:01	SSA3	0.01312	0.09900	Oversupply
9/28/2020 14:15	0:01	SSA2	0.04076	0.17200	Oversupply
9/28/2020 14:16	0:01	SSA3	0.01341	0.25400	Oversupply
9/28/2020 14:16	0:09	SSA2	0.40684	0.47500	Oversupply
9/28/2020 14:17	0:08	SSA3	0.14662	0.02900	Oversupply
9/28/2020 14:18	0:11	KWPll	0.15591	2.78430	Oversupply
9/28/2020 14:25	0:04	SSA2	0.20381	0.00900	Oversupply
9/28/2020 14:25	0:04	SSA3	0.06646	0.00100	Oversupply
9/28/2020 14:29	0:01	SSA3	0.01098	0.02400	Oversupply
9/28/2020 14:29	0:01	SSA2	0.02568	0.18800	Oversupply
9/28/2020 14:30	0:01	SSA3	0.00591	0.07100	Oversupply
9/28/2020 14:30	0:01	SSA2	0.01372	0.95400	Oversupply
9/28/2020 14:30	0:01	SSA3	0.00579	0.10900	Oversupply
9/28/2020 14:31	0:01	SSA2	0.01372	0.16400	Oversupply
9/28/2020 14:31	0:01	SSA3	0.00591	0.00800	Oversupply
9/28/2020 14:32	0:01	KWPll	0.00184	2.29031	Oversupply
9/28/2020 14:32	0:01	SSA2	0.01372	0.01400	Oversupply
9/28/2020 14:32	0:01	SSA3	0.00591	0.16900	Oversupply
9/28/2020 14:33	0:01	SSA2	0.01319	0.04300	Oversupply
9/28/2020 14:33	0:01	SSA3	0.00579	0.05200	Oversupply
9/28/2020 14:33	0:01	SSA2	0.01372	0.98300	Oversupply
9/28/2020 14:33	0:01	SSA3	0.00591	0.49300	Oversupply
9/28/2020 14:35	0:01	SSA2	0.01372	2.68300	Oversupply
9/28/2020 14:36	0:01	SSA3	0.00604	0.71200	Oversupply
9/28/2020 14:37	0:01	SSA3	0.00579	1.65700	Oversupply
9/28/2020 14:38	0:01	SSA2	0.01372	2.60600	Oversupply
9/28/2020 14:38	0:01	SSA3	0.00591	1.38200	Oversupply



Maui Curtailment Report

September 2020

Start Date and Time	Duration (minutes)	IPP Curtailed	Estimated Curtailed MWH	Peak MW Curtailed	Reasons for Curtailment
9/28/2020 14:39	0:01	SSA2	0.01372	2.40500	Oversupply
9/28/2020 14:39	0:01	SSA3	0.00604	2.65100	Oversupply
9/28/2020 14:40	0:01	SSA3	0.00579	2.66500	Oversupply
9/28/2020 14:40	0:01	SSA2	0.01372	2.60700	Oversupply
9/28/2020 21:28	0:27	KWP	1.87164	17.84344	Oversupply
9/28/2020 21:59	0:32	KWP	0.71997	17.54605	Oversupply
9/29/2020 0:26	0:02	KWP	0.02553	7.34595	Oversupply
9/29/2020 2:40	0:01	KWP	0.00099	8.12036	Oversupply
9/29/2020 5:35	0:15	KWP	0.52928	11.60123	Oversupply
9/29/2020 7:32	0:01	SSA2	0.00241	0.30000	Oversupply
9/29/2020 7:33	0:01	SSA3	0.00069	0.69500	Oversupply
9/29/2020 7:33	0:01	SSA2	0.00251	0.31500	Oversupply
9/29/2020 7:33	0:01	SSA3	0.00069	0.71100	Oversupply
9/29/2020 7:37	0:01	SSA3	0.00069	0.75500	Oversupply
9/29/2020 8:35	0:01	SSA3	0.00445	1.60700	Oversupply
9/29/2020 8:35	0:01	SSA2	0.00457	1.25100	Oversupply
9/29/2020 8:35	0:01	SSA3	0.00454	1.51500	Oversupply
9/29/2020 8:35	0:01	SSA2	0.00457	1.03100	Oversupply
9/29/2020 8:36	0:01	SSA3	0.00445	1.36400	Oversupply
9/29/2020 8:36	0:01	SSA2	0.00457	1.02800	Oversupply
9/29/2020 8:37	0:01	SSA3	0.00454	1.40300	Oversupply
9/29/2020 8:37	0:01	SSA2	0.00457	1.28700	Oversupply
9/29/2020 8:38	0:01	SSA3	0.00454	1.50200	Oversupply
9/29/2020 8:38	0:01	SSA2	0.00457	1.25900	Oversupply
9/29/2020 8:38	0:01	SSA3	0.00454	1.27200	Oversupply
9/29/2020 8:39	0:01	SSA2	0.00457	0.87200	Oversupply
9/29/2020 8:40	0:01	SSA2	0.00457	1.14400	Oversupply
9/29/2020 8:40	0:01	SSA3	0.00435	1.65200	Oversupply
9/29/2020 8:41	0:01	SSA2	0.00457	0.73300	Oversupply
9/29/2020 8:41	0:01	SSA3	0.00445	0.48800	Oversupply
9/29/2020 8:42	0:01	SSA2	0.00457	0.66800	Oversupply
9/29/2020 8:42	0:01	SSA3	0.00445	1.14400	Oversupply
9/29/2020 8:42	0:01	SSA3	0.00445	0.48700	Oversupply
9/29/2020 8:42	0:01	SSA2	0.00457	0.36000	Oversupply
9/29/2020 8:43	0:01	SSA3	0.00435	0.51600	Oversupply
9/29/2020 8:43	0:01	SSA2	0.00457	0.47100	Oversupply
9/29/2020 8:44	0:01	SSA3	0.00576	0.23400	Oversupply
9/29/2020 8:44	0:01	SSA2	0.01198	0.45500	Oversupply
9/29/2020 8:45	0:01	SSA3	0.02064	0.83300	Oversupply
9/29/2020 8:45	0:01	SSA2	0.02071	0.26200	Oversupply
9/29/2020 8:45	0:05	SSA3	0.12567	0.14900	Oversupply
9/29/2020 8:46	1:31	SSA2	2.87172	0.01900	Oversupply
9/29/2020 8:47	1:31	KWP	6.03625	9.62428	Oversupply
9/29/2020 8:50	0:01	SSA3	0.02110	0.00300	Oversupply
9/29/2020 8:51	1:26	SSA3	2.90934	0.06900	Oversupply
9/29/2020 9:23	0:01	5A	Data is not available	Data is not available	Oversupply
9/29/2020 9:24	0:02	AWE	0.01038	0.70000	Oversupply
9/29/2020 9:27	0:03	5A	Data is not available	Data is not available	Oversupply
9/29/2020 9:28	0:02	AWE	0.01333	0.50000	Oversupply
9/29/2020 9:31	0:02	5A	Data is not available	Data is not available	Oversupply
9/29/2020 9:31	0:02	AWE	0.00353	0.30000	Oversupply
9/29/2020 9:34	0:04	5A	Data is not available	Data is not available	Oversupply
9/29/2020 9:34	0:02	KWP	0.00231	0.13187	Oversupply
9/29/2020 9:39	0:02	5A	Data is not available	Data is not available	Oversupply
9/29/2020 9:40	0:01	AWE	0.00167	0.10000	Oversupply
9/29/2020 9:40	0:01	KWP	0.00088	0.29011	Oversupply
9/29/2020 9:42	0:15	AWE	0.09724	0.60000	Oversupply
9/29/2020 9:43	0:29	5A	Data is not available	Data is not available	Oversupply
9/29/2020 9:44	0:02	KWP	0.00176	0.07912	Oversupply
9/29/2020 9:50	0:01	KWP	0.00044	0.02637	Oversupply
9/29/2020 9:52	0:01	KWP	0.00220	0.13187	Oversupply
9/29/2020 9:55	0:01	KWP	0.00044	0.02637	Oversupply
9/29/2020 9:57	0:01	KWP	0.00132	0.07912	Oversupply
9/29/2020 9:58	0:05	AWE	0.00833	0.10000	Oversupply
9/29/2020 10:04	0:01	AWE	0.00167	0.10000	Oversupply
9/29/2020 10:06	0:01	AWE	0.00167	0.10000	Oversupply
9/29/2020 10:06	0:01	KWP	0.00132	0.07912	Oversupply
9/29/2020 10:09	0:01	KWP	0.00132	0.07912	Oversupply
9/29/2020 10:11	0:01	KWP	0.00126	0.07912	Oversupply
9/29/2020 10:16	0:01	SSA2	0.03153	0.00100	Oversupply
9/29/2020 10:17	0:01	SSA3	0.01373	0.12100	Oversupply
9/29/2020 10:17	0:01	SSA2	0.03153	0.44800	Oversupply
9/29/2020 10:17	0:01	SSA3	0.01314	0.45200	Oversupply
9/29/2020 10:18	0:01	SSA2	0.03153	1.22500	Oversupply
9/29/2020 10:18	0:01	SSA3	0.01373	0.96000	Oversupply



Maui Curtailment Report

September 2020

Start Date and Time	Duration (minutes)	IPP Curtailed	Estimated Curtailed MWH	Peak MW Curtailed	Reasons for Curtailment
9/29/2020 10:19	0:01	SSA2	0.03153	1.81300	Oversupply
9/29/2020 10:19	0:01	SSA3	0.01343	1.27600	Oversupply
9/29/2020 10:20	0:04	SSA3	0.06775	0.03700	Oversupply
9/29/2020 10:20	0:01	SSA2	0.03153	0.98800	Oversupply
9/29/2020 10:21	0:01	SSA2	0.03153	0.02400	Oversupply
9/29/2020 10:22	0:03	SSA2	0.09398	0.18700	Oversupply
9/29/2020 10:23	0:02	KWP11	0.01737	6.28911	Oversupply
9/29/2020 10:24	0:01	SSA3	0.01343	0.01900	Oversupply
9/29/2020 10:24	0:01	SSA2	0.03153	0.09900	Oversupply
9/29/2020 10:24	0:01	SSA3	0.01373	0.12500	Oversupply
9/29/2020 10:25	0:01	SSA2	0.03153	0.13600	Oversupply
9/29/2020 10:25	0:01	SSA3	0.01343	0.04800	Oversupply
9/29/2020 10:26	0:01	KWP11	0.00101	6.65536	Oversupply
9/29/2020 10:26	0:01	SSA2	0.03153	0.00700	Oversupply
9/29/2020 10:26	0:01	SSA3	0.01343	0.00500	Oversupply
9/29/2020 10:27	0:01	SSA3	0.01460	0.10900	Oversupply
9/29/2020 10:27	0:01	SSA2	0.03153	0.12400	Oversupply
9/29/2020 10:28	0:01	SSA3	0.01343	0.13000	Oversupply
9/29/2020 10:28	0:01	SSA2	0.03153	0.11700	Oversupply
9/29/2020 10:28	0:01	SSA3	0.01373	0.22200	Oversupply
9/29/2020 10:29	0:02	SSA2	0.04931	0.34900	Oversupply
9/29/2020 10:29	0:01	SSA3	0.00676	0.49500	Oversupply
9/29/2020 10:30	0:01	SSA3	0.01416	0.08200	Oversupply
9/29/2020 10:30	0:01	SSA2	0.01776	0.10400	Oversupply
9/29/2020 10:31	0:01	SSA3	0.01479	0.19900	Oversupply
9/29/2020 10:31	0:01	SSA2	0.01776	0.53200	Oversupply
9/29/2020 10:31	0:01	SSA3	0.01479	0.65300	Oversupply
9/29/2020 10:32	0:01	SSA2	0.01776	1.05400	Oversupply
9/29/2020 10:32	0:01	SSA3	0.01416	1.13000	Oversupply
9/29/2020 10:33	0:01	SSA2	0.01776	1.34900	Oversupply
9/29/2020 10:33	0:01	SSA3	0.01479	0.28900	Oversupply
9/29/2020 10:34	0:01	SSA2	0.01776	1.38900	Oversupply
9/29/2020 10:34	0:01	SSA3	0.01448	1.37300	Oversupply
9/29/2020 10:35	0:01	SSA3	0.01448	1.02500	Oversupply
9/29/2020 10:35	0:01	SSA2	0.01741	1.06200	Oversupply
9/29/2020 10:35	0:01	SSA3	0.01448	0.23900	Oversupply
9/29/2020 10:35	0:01	SSA2	0.01776	0.76800	Oversupply
9/29/2020 10:36	0:01	SSA3	0.01479	1.06900	Oversupply
9/29/2020 10:36	0:01	SSA2	0.01776	0.51000	Oversupply
9/29/2020 10:37	0:01	SSA3	0.01448	1.00100	Oversupply
9/29/2020 10:37	0:01	SSA2	0.01776	1.09000	Oversupply
9/29/2020 10:38	0:01	SSA3	0.01479	0.87500	Oversupply
9/29/2020 10:38	0:01	SSA2	0.01776	1.58400	Oversupply
9/29/2020 10:38	0:01	SSA2	0.01776	1.58400	Oversupply
9/29/2020 10:38	0:01	SSA3	0.01479	2.07600	Oversupply
9/29/2020 10:39	0:01	SSA2	0.01776	1.47500	Oversupply
9/29/2020 10:39	0:01	SSA3	0.01479	1.05900	Oversupply
9/29/2020 10:40	0:01	SSA2	0.01776	0.70300	Oversupply
9/29/2020 10:46	0:01	SSA3	0.00782	1.39500	Oversupply
9/29/2020 10:48	0:01	SSA2	0.01874	2.74000	Oversupply
9/29/2020 10:48	0:01	SSA3	0.00782	1.18400	Oversupply
9/29/2020 10:48	0:01	SSA3	0.00816	1.05300	Oversupply
9/29/2020 10:48	0:01	SSA2	0.01874	0.60800	Oversupply
9/29/2020 10:49	0:01	SSA3	0.00799	0.10300	Oversupply
9/29/2020 10:49	0:01	SSA2	0.01874	0.15800	Oversupply
9/29/2020 10:50	0:01	SSA3	0.00816	0.38000	Oversupply
9/29/2020 10:50	0:01	SSA2	0.01874	0.73500	Oversupply
9/29/2020 10:51	0:01	SSA3	0.00799	0.42500	Oversupply
9/29/2020 10:51	0:01	SSA2	0.01874	0.72500	Oversupply
9/29/2020 10:51	0:01	SSA3	0.00799	1.23100	Oversupply
9/29/2020 10:52	0:01	SSA2	0.01802	1.39100	Oversupply
9/29/2020 10:52	0:01	SSA3	0.00816	0.83700	Oversupply
9/29/2020 10:53	0:01	SSA2	0.01874	1.48700	Oversupply
9/29/2020 10:53	0:01	SSA3	0.00799	0.82700	Oversupply
9/29/2020 10:54	0:01	SSA2	0.01874	0.58800	Oversupply
9/29/2020 10:54	0:01	SSA3	0.00816	0.67700	Oversupply
9/29/2020 10:54	0:01	SSA2	0.01874	1.36300	Oversupply
9/29/2020 10:55	0:01	SSA3	0.00816	0.71400	Oversupply
9/29/2020 10:55	0:01	SSA2	0.01874	0.82400	Oversupply
9/29/2020 10:55	0:01	SSA3	0.00799	0.49400	Oversupply
9/29/2020 10:56	0:01	SSA3	0.00816	0.59000	Oversupply
9/29/2020 10:56	0:01	SSA2	0.01874	0.62700	Oversupply
9/29/2020 10:57	0:01	SSA3	0.00886	1.11700	Oversupply
9/29/2020 10:57	0:01	SSA2	0.01874	1.87800	Oversupply
9/29/2020 10:58	0:01	SSA3	0.00799	0.93500	Oversupply



Maui Curtailment Report

September 2020

Start Date and Time	Duration (minutes)	IPP Curtailed	Estimated Curtailed MWH	Peak MW Curtailed	Reasons for Curtailment
9/29/2020 10:58	0:01	SSA2	0.01874	1.09600	Oversupply
9/29/2020 10:59	0:01	SSA3	0.00782	1.25300	Oversupply
9/29/2020 10:59	0:01	SSA2	0.01987	2.18800	Oversupply
9/29/2020 10:59	0:01	SSA3	0.00817	1.21400	Oversupply
9/29/2020 11:00	0:01	SSA2	0.02568	1.75900	Oversupply
9/29/2020 11:00	0:01	SSA3	0.01534	1.31700	Oversupply
9/29/2020 11:01	0:01	SSA2	0.02568	2.47900	Oversupply
9/29/2020 11:01	0:01	SSA3	0.01501	1.36100	Oversupply
9/29/2020 11:01	0:01	SSA2	0.02568	2.14200	Oversupply
9/29/2020 11:02	0:01	SSA3	0.01568	1.53100	Oversupply
9/29/2020 11:02	0:01	SSA2	0.02519	1.61700	Oversupply
9/29/2020 11:02	0:01	SSA3	0.01568	2.00700	Oversupply
9/29/2020 11:03	0:01	SSA2	0.02519	1.68600	Oversupply
9/29/2020 11:03	0:01	SSA3	0.01568	1.81800	Oversupply
9/29/2020 11:04	0:01	SSA3	0.01534	1.64300	Oversupply
9/29/2020 11:04	0:01	SSA2	0.02568	1.64100	Oversupply
9/29/2020 11:05	0:01	SSA3	0.01534	1.12000	Oversupply
9/29/2020 11:05	0:01	SSA2	0.02568	1.07100	Oversupply
9/29/2020 11:05	0:01	SSA3	0.01568	0.69200	Oversupply
9/29/2020 11:06	0:01	SSA2	0.02568	1.51500	Oversupply
9/29/2020 11:06	0:01	SSA3	0.01568	1.33100	Oversupply
9/29/2020 11:07	0:01	SSA2	0.02568	0.46700	Oversupply
9/29/2020 11:07	0:01	SSA3	0.01534	0.31800	Oversupply
9/29/2020 11:07	0:01	SSA2	0.02568	1.08400	Oversupply
9/29/2020 11:08	0:01	SSA3	0.01568	0.77100	Oversupply
9/29/2020 11:08	0:01	SSA2	0.02568	1.65300	Oversupply
9/29/2020 11:09	0:01	SSA3	0.01534	1.11900	Oversupply
9/29/2020 11:09	0:01	SSA2	0.02568	0.21100	Oversupply
9/29/2020 11:09	0:01	SSA3	0.01501	1.61500	Oversupply
9/29/2020 11:10	0:01	SSA2	0.02568	0.61600	Oversupply
9/29/2020 11:10	0:01	SSA3	0.01501	0.42000	Oversupply
9/29/2020 11:11	0:01	SSA3	0.01534	0.64200	Oversupply
9/29/2020 11:11	1:34	SSA2	0.02568	0.37400	Oversupply
9/29/2020 11:12	1:35	SSA3	3.83046	0.28100	Oversupply
9/29/2020 11:12	0:01	SSA2	4.45645	0.23100	Oversupply
9/29/2020 11:13	1:34	KWPPII	12.73246	11.80182	Oversupply
9/29/2020 11:53	0:03	5A	Data is not available	Data is not available	Oversupply
9/29/2020 11:53	0:10	AWE	0.10752	1.30000	Oversupply
9/29/2020 11:57	0:05	5A	Data is not available	Data is not available	Oversupply
9/29/2020 11:57	0:01	KWP	0.00088	2.87473	Oversupply
9/29/2020 12:00	0:01	KWP	0.00176	2.13626	Oversupply
9/29/2020 12:03	0:02	5A	Data is not available	Data is not available	Oversupply
9/29/2020 12:04	0:01	AWE	0.00745	0.50000	Oversupply
9/29/2020 12:06	0:08	AWE	0.05510	0.80000	Oversupply
9/29/2020 12:09	0:03	5A	Data is not available	Data is not available	Oversupply
9/29/2020 12:19	0:05	AWE	0.04467	0.80000	Oversupply
9/29/2020 12:20	0:04	5A	Data is not available	Data is not available	Oversupply
9/29/2020 12:25	0:02	AWE	0.00624	0.30000	Oversupply
9/29/2020 12:29	0:01	5A	Data is not available	Data is not available	Oversupply
9/29/2020 12:30	0:06	AWE	0.03877	0.80000	Oversupply
9/29/2020 12:32	0:02	5A	Data is not available	Data is not available	Oversupply
9/29/2020 12:37	0:01	AWE	0.00433	1.00000	Oversupply
9/29/2020 12:41	0:01	AWE	0.00344	0.70000	Oversupply
9/29/2020 12:46	0:01	SSA2	0.04099	0.09400	Oversupply
9/29/2020 12:46	0:01	SSA3	0.03695	0.14900	Oversupply
9/29/2020 12:47	0:23	SSA2	0.04099	0.18800	Oversupply
9/29/2020 12:47	0:01	SSA3	0.03537	0.19500	Oversupply
9/29/2020 12:48	0:01	SSA2	1.09364	0.52500	Oversupply
9/29/2020 12:48	0:23	SSA3	1.08878	0.54800	Oversupply
9/29/2020 12:49	0:23	KWPPII	1.15323	9.62228	Oversupply
9/29/2020 13:11	0:01	SSA3	0.03611	0.06000	Oversupply
9/29/2020 13:11	0:01	SSA2	0.04018	0.14900	Oversupply
9/29/2020 13:12	0:01	SSA3	0.03690	0.10700	Oversupply
9/29/2020 13:12	0:01	SSA2	0.04018	0.85900	Oversupply
9/29/2020 13:13	0:01	SSA3	0.03611	0.11900	Oversupply
9/29/2020 13:13	0:01	SSA2	0.04018	0.03900	Oversupply
9/29/2020 13:13	0:01	SSA3	0.03689	0.25600	Oversupply
9/29/2020 13:14	0:01	SSA2	0.04001	0.55300	Oversupply
9/29/2020 13:14	0:01	SSA3	0.03524	0.33200	Oversupply
9/29/2020 13:15	0:01	SSA2	0.03712	0.17700	Oversupply
9/29/2020 13:15	0:01	SSA3	0.03366	0.23700	Oversupply
9/29/2020 13:15	0:01	SSA2	0.03712	0.28500	Oversupply
9/29/2020 13:16	0:01	SSA3	0.03366	0.33100	Oversupply
9/29/2020 13:16	0:01	SSA2	0.03712	0.84400	Oversupply
9/29/2020 13:16	0:01	SSA3	0.03222	1.06800	Oversupply



Maui Curtailment Report

September 2020

Start Date and Time	Duration (minutes)	IPP Curtailed	Estimated Curtailed MWH	Peak MW Curtailed	Reasons for Curtailment
9/29/2020 13:17	0:01	SSA2	0.03712	1.05400	Oversupply
9/29/2020 13:17	0:01	SSA3	0.03366	0.89400	Oversupply
9/29/2020 13:18	0:01	SSA3	0.03294	1.08500	Oversupply
9/29/2020 13:18	0:01	SSA2	0.03712	0.25200	Oversupply
9/29/2020 13:19	0:01	SSA3	0.03294	0.39200	Oversupply
9/29/2020 13:19	0:01	SSA2	0.03712	1.27600	Oversupply
9/29/2020 13:20	0:01	SSA3	0.03294	0.25800	Oversupply
9/29/2020 13:20	0:01	SSA2	0.03712	0.10700	Oversupply
9/29/2020 13:20	0:01	SSA3	0.03294	0.05000	Oversupply
9/29/2020 13:21	0:01	SSA2	0.03712	0.16500	Oversupply
9/29/2020 13:21	0:01	SSA3	0.03294	0.02600	Oversupply
9/29/2020 13:21	0:01	SSA2	0.03712	0.01900	Oversupply
9/29/2020 13:22	0:01	KWP/II	0.00712	9.22011	Oversupply
9/29/2020 13:22	0:01	SSA3	0.03366	0.13400	Oversupply
9/29/2020 13:22	0:01	SSA2	0.03784	0.24000	Oversupply
9/29/2020 13:23	0:01	SSA3	0.03437	0.05800	Oversupply
9/29/2020 13:23	0:33	SSA2	0.03712	0.40400	Oversupply
9/29/2020 13:23	0:01	SSA3	0.03222	0.51400	Oversupply
9/29/2020 13:24	0:01	SSA2	1.54623	0.30500	Oversupply
9/29/2020 13:24	0:01	SSA3	0.03366	0.13000	Oversupply
9/29/2020 13:25	0:03	KWP/II	0.00693	10.88170	Oversupply
9/29/2020 13:25	0:32	SSA3	1.52600	0.25700	Oversupply
9/29/2020 13:28	0:01	AWE	0.00167	0.10000	Oversupply
9/29/2020 13:29	0:29	KWP/II	3.82921	13.67798	Oversupply
9/29/2020 13:35	0:01	AWE	0.00333	0.20000	Oversupply
9/29/2020 13:37	0:01	AWE	0.00167	0.10000	Oversupply
9/29/2020 13:45	0:03	5A	Data is not available	Data is not available	Oversupply
9/29/2020 13:46	0:01	KWP	0.00176	2.61099	Oversupply
9/29/2020 13:49	0:04	5A	Data is not available	Data is not available	Oversupply
9/29/2020 13:57	0:38	SSA2	0.04134	0.02100	Oversupply
9/29/2020 13:57	0:01	SSA3	0.03662	0.03000	Oversupply
9/29/2020 13:58	0:19	SSA2	1.81084	0.06000	Oversupply
9/29/2020 13:58	0:38	SSA3	1.71324	0.00900	Oversupply
9/29/2020 13:59	0:56	KWP/II	3.76879	14.19192	Oversupply
9/29/2020 14:36	0:01	SSA2	0.86598	0.01600	Oversupply
9/29/2020 14:36	0:15	SSA3	0.61466	0.00400	Oversupply
9/29/2020 14:52	0:01	SSA3	0.03104	0.00500	Oversupply
9/29/2020 14:53	0:02	SSA3	0.05660	0.02600	Oversupply
9/29/2020 14:54	0:01	SSA3	0.02800	-0.00200	Oversupply
9/29/2020 14:55	0:01	SSA3	0.02739	0.30800	Oversupply
9/29/2020 14:55	0:01	SSA2	0.03780	0.61400	Oversupply
9/29/2020 14:56	0:01	SSA3	0.02800	0.41700	Oversupply
9/29/2020 14:56	0:01	SSA2	0.03780	0.78900	Oversupply
9/29/2020 14:56	0:01	SSA3	0.02800	0.48400	Oversupply
9/29/2020 14:57	0:01	SSA2	0.03780	0.36300	Oversupply
9/29/2020 14:57	0:01	SSA3	0.02739	0.48900	Oversupply
9/29/2020 14:58	0:01	SSA2	0.03780	0.41600	Oversupply
9/29/2020 14:58	0:01	SSA3	0.02860	0.83200	Oversupply
9/29/2020 14:58	0:01	SSA2	0.03780	0.95500	Oversupply
9/29/2020 14:59	0:01	SSA3	0.02800	1.03200	Oversupply
9/29/2020 14:59	0:01	SSA2	0.02116	0.60400	Oversupply
9/29/2020 14:59	0:01	SSA3	0.01154	1.25900	Oversupply
9/29/2020 15:00	0:01	SSA2	0.01273	1.99100	Oversupply
9/29/2020 15:00	0:01	SSA3	0.00856	1.71100	Oversupply
9/29/2020 15:01	0:01	SSA2	0.01273	1.51600	Oversupply
9/29/2020 15:01	0:01	SSA3	0.00838	1.90100	Oversupply
9/29/2020 15:02	0:01	SSA3	0.00838	2.29500	Oversupply
9/29/2020 15:02	0:01	SSA2	0.01273	2.61400	Oversupply
9/29/2020 15:03	0:01	SSA3	0.00856	1.90300	Oversupply
9/29/2020 15:03	0:01	SSA2	0.01297	1.75500	Oversupply
9/29/2020 15:03	0:01	SSA3	0.00856	2.17100	Oversupply
9/29/2020 15:04	0:01	SSA2	0.01273	2.55300	Oversupply
9/29/2020 15:04	0:01	SSA3	0.00856	1.25000	Oversupply
9/29/2020 15:04	0:01	SSA2	0.01273	1.12400	Oversupply
9/29/2020 15:05	0:01	SSA3	0.00893	1.15700	Oversupply
9/29/2020 15:05	0:01	SSA2	0.01273	1.75500	Oversupply
9/29/2020 15:06	0:01	SSA3	0.00856	2.25500	Oversupply
9/29/2020 15:06	0:01	SSA2	0.01273	1.23000	Oversupply
9/29/2020 15:07	0:01	SSA3	0.00820	0.65300	Oversupply
9/29/2020 15:07	0:01	SSA2	0.01273	1.67600	Oversupply
9/29/2020 15:07	0:01	SSA3	0.00856	1.87400	Oversupply
9/29/2020 15:08	0:01	SSA2	0.01273	2.29200	Oversupply
9/29/2020 15:08	0:01	SSA3	0.00820	1.50300	Oversupply
9/29/2020 15:09	0:01	SSA2	0.01273	1.17300	Oversupply
9/29/2020 15:09	0:01	SSA3	0.00838	2.19900	Oversupply



Maui Curtailment Report

September 2020

Start Date and Time	Duration (minutes)	IPP Curtailed	Estimated Curtailed MWh	Peak MW Curtailed	Reasons for Curtailment
9/29/2020 15:10	0:01	SSA3	0.00820	0.75400	Oversupply
9/29/2020 15:11	0:01	SSA2	0.01273	2.07900	Oversupply
9/29/2020 15:11	0:01	SSA2	0.01273	1.47800	Oversupply
9/29/2020 15:12	0:01	SSA3	0.00856	2.19300	Oversupply
9/29/2020 15:13	0:01	SSA3	0.00838	1.09800	Oversupply
9/29/2020 15:13	0:01	SSA2	0.01273	1.70000	Oversupply
9/29/2020 15:13	0:01	SSA3	0.00820	1.74000	Oversupply
9/29/2020 22:25	0:48	KWPll	2.32512	19.28549	Oversupply
9/29/2020 23:14	0:03	KWPll	0.08383	17.34247	Oversupply
9/30/2020 10:11	0:01	SSA3	0.00237	2.60800	Oversupply
9/30/2020 10:11	0:01	SSA2	0.00159	2.09200	Oversupply
9/30/2020 10:12	0:01	SSA3	0.00232	2.27400	Oversupply
9/30/2020 10:12	0:01	SSA2	0.00159	1.06200	Oversupply
9/30/2020 10:13	0:01	SSA3	0.00232	0.15500	Oversupply
9/30/2020 10:13	0:01	SSA2	0.00159	0.18400	Oversupply
9/30/2020 10:14	0:01	SSA3	0.00227	1.06200	Oversupply
9/30/2020 10:14	0:01	SSA2	0.00167	1.56000	Oversupply
9/30/2020 10:14	0:01	SSA3	0.00195	2.64700	Oversupply
9/30/2020 10:15	0:01	SSA2	0.00519	1.56400	Oversupply
9/30/2020 10:15	0:01	SSA3	0.00799	1.65400	Oversupply
9/30/2020 10:16	0:01	SSA2	0.00519	1.48200	Oversupply
9/30/2020 10:16	0:01	SSA3	0.00817	2.15200	Oversupply
9/30/2020 10:17	0:01	SSA2	0.00519	1.88400	Oversupply
9/30/2020 10:17	0:01	SSA3	0.00817	2.21400	Oversupply
9/30/2020 10:17	0:01	SSA3	0.00817	1.90400	Oversupply
9/30/2020 10:17	0:01	SSA2	0.00499	1.48800	Oversupply
9/30/2020 10:18	0:01	SSA3	0.00799	1.19400	Oversupply
9/30/2020 10:18	0:01	SSA2	0.00529	1.09500	Oversupply
9/30/2020 10:19	0:01	SSA3	0.00817	1.83700	Oversupply
9/30/2020 10:19	0:01	SSA2	0.00509	1.58600	Oversupply
9/30/2020 10:20	0:01	SSA3	0.00817	1.62800	Oversupply
9/30/2020 10:20	0:01	SSA2	0.00519	1.87600	Oversupply
9/30/2020 10:20	0:01	SSA3	0.00799	2.13800	Oversupply
9/30/2020 10:21	0:01	SSA2	0.00519	1.97300	Oversupply
9/30/2020 10:21	0:01	SSA3	0.00834	1.75600	Oversupply
9/30/2020 10:22	0:01	SSA2	0.00519	2.35500	Oversupply
9/30/2020 10:22	0:02	SSA3	0.01704	1.98000	Oversupply
9/30/2020 10:23	0:01	SSA2	0.00519	1.42900	Oversupply
9/30/2020 10:23	0:01	SSA2	0.00519	1.89700	Oversupply
9/30/2020 10:24	0:01	SSA3	0.00817	1.28100	Oversupply
9/30/2020 11:25	0:01	SSA2	0.00014	2.77300	Oversupply
9/30/2020 11:25	0:01	SSA3	-0.00110	2.16200	Oversupply
9/30/2020 11:28	0:01	SSA2	0.00014	2.76600	Oversupply
9/30/2020 11:29	0:01	SSA3	-0.00110	2.17100	Oversupply
9/30/2020 11:29	0:01	SSA2	0.00731	2.85400	Oversupply
9/30/2020 11:29	0:01	SSA3	0.00624	2.09300	Oversupply
9/30/2020 11:30	0:01	SSA2	0.01395	2.17400	Oversupply
9/30/2020 11:30	0:01	SSA3	0.00700	2.00900	Oversupply
9/30/2020 11:39	0:01	SSA2	0.01395	2.79100	Oversupply
9/30/2020 11:39	0:01	SSA3	0.00700	2.00200	Oversupply
9/30/2020 11:39	0:01	SSA3	0.00700	1.95300	Oversupply
9/30/2020 11:39	0:02	SSA2	0.01395	1.68800	Oversupply
9/30/2020 11:40	0:03	SSA3	0.02786	0.01300	Oversupply
9/30/2020 11:40	0:01	SSA2	0.02791	0.08500	Oversupply
9/30/2020 11:41	0:03	KWPll	0.02316	8.26407	Oversupply
9/30/2020 11:42	0:01	SSA2	0.01395	0.00000	Oversupply
9/30/2020 11:43	0:01	SSA2	0.01342	0.00200	Oversupply
9/30/2020 11:43	0:01	SSA3	0.00685	0.03700	Oversupply
9/30/2020 11:44	0:01	SSA2	0.01487	0.08700	Oversupply
9/30/2020 11:44	0:01	SSA3	0.00715	0.11500	Oversupply
9/30/2020 11:45	0:01	SSA2	0.01405	0.12500	Oversupply
9/30/2020 11:45	0:01	SSA3	0.00554	0.13400	Oversupply
9/30/2020 11:46	0:01	SSA2	0.01405	0.12200	Oversupply
9/30/2020 11:46	0:01	SSA3	0.00566	0.13300	Oversupply
9/30/2020 11:46	0:01	SSA3	0.00603	0.24200	Oversupply
9/30/2020 11:46	0:01	SSA2	0.01405	0.13800	Oversupply
9/30/2020 11:47	0:01	SSA3	0.00566	0.44900	Oversupply
9/30/2020 11:47	0:01	SSA2	0.01405	0.37900	Oversupply
9/30/2020 11:48	0:01	SSA3	0.00554	0.01900	Oversupply
9/30/2020 11:48	0:01	SSA2	0.01378	0.79300	Oversupply
9/30/2020 11:56	0:01	SSA2	0.01405	1.59900	Oversupply
9/30/2020 11:56	0:01	SSA3	0.00566	2.02200	Oversupply
Total Estimated Curtailed MWh			4,267.642		

Notes:



Maui Curtailment Report

September 2020

Start Date and Time	Duration (minutes)	IPP Curtailed	Estimated Curtailed MWH	Peak MW Curtailed	Reasons for Curtailment
<p>- Curtailment for Kaheawa Wind Power ("KWP"), Makila Hydroelectric ("MH"), AAAAA Rent-A-Space Maui LTD ("5A"), Strategic Alliance Group ("SAG"), fka Bioreal Solar, LLC ("BS"), Auwahi Wind Energy ("AWE"), Kaheawa Wind Power II ("KWPII") Bioreal Solar 250, LLC ("BS250"), Extra Spaces A ("ESA"), Extra Spaces B ("ESB"), SSA Solar of Hawaii 3 ("SSA3") fka South Maui Renewable Resources ("SMRR"), SSA Solar of HI 2 ("SSA2") fka Ku'ia Solar ("KS"), and Maui 17-2 ("17-2") may now be controlled by Maui Electric's Automatic Generation Control System ("AGC") or a Maui Electric operator-entered curtailment limit. The AGC curtailment control automatically calculates the amount of Maximum Allowable Variable Generation ("MAVG") that Maui Electric can accept into the Maui system, based on the system current available variable generation ("CAVG"), regulating reserve down requirement ("RRDR"), and available regulating reserve down ("ARRD"). Thus, the AGC MAVG - calculated is equal to CAVG less (RRDR less ARRD). Additionally, the AGC curtailment control allows the Maui Electric operator to enter an AGC MAVG value. The AGC curtailment control will employ the lesser of the AGC MAVG - calculated and AGC MAVG - entered values in the control logic.</p>					
<p>- Curtailment signals sent to 5A, SAG (fka BS), BS250, ESA, ESB, SSA3 (fka SMRR), SSA2 (fka KS) and 17-2 during nighttime hours only are not recorded as curtailment events because no energy generation is possible during that time.</p>					
<p>- The curtailment reasons have been modified to oversupply, system constraints, and facility requested, to provide continuity with HPUC Docket No. 2013-0141 Decoupling for HECO companies metrics.</p>					
<p>- The data to calculate the Estimated Curtailed MWH and Peak MW Curtailed is not provided by 5A, SAG, BS 250, ESA, ESB, and MH</p>					
<p>- The MH, SAG, BS250, 17-2, ESA, and ESB facilities were offline for the entire month of September 2020. No curtailment events recorded.</p>					
<p>- The Estimated Curtailed MWH and Peak MW Curtailed are calculated with information provided by AWE, KWP, KWPII, SSA 2 (fka KS), SSA 3 (fka SMRR) and 17-2. Maui Electric does not make any representation as to its accuracy.</p>					



Lanai Curtailment Report

September 2020

Start Date and Time	Duration (h:mm)	IPP Curtailed	Estimated MWh Curtailed	Peak MW Curtailed	Reasons for Curtailment
9/10/2020 11:09	4:03	LSR	Data is not available	Data is not available	Oversupply
9/12/2020 7:59	8:20	LSR	Data is not available	Data is not available	Oversupply
9/16/2020 8:04	3:12	LSR	Data is not available	Data is not available	Oversupply
9/18/2020 7:06	5:10	LSR	Data is not available	Data is not available	Oversupply
9/18/2020 12:18	0:26	LSR	Data is not available	Data is not available	Oversupply
9/18/2020 12:45	0:21	LSR	Data is not available	Data is not available	Oversupply
9/18/2020 13:07	0:06	LSR	Data is not available	Data is not available	Oversupply
9/18/2020 13:15	0:10	LSR	Data is not available	Data is not available	Oversupply
9/18/2020 13:26	0:08	LSR	Data is not available	Data is not available	Oversupply
9/18/2020 13:39	0:01	LSR	Data is not available	Data is not available	Oversupply
9/18/2020 13:41	0:05	LSR	Data is not available	Data is not available	Oversupply
9/18/2020 13:48	0:18	LSR	Data is not available	Data is not available	Oversupply
9/18/2020 14:18	0:01	LSR	Data is not available	Data is not available	Oversupply
9/25/2020 10:28	1:12	LSR	Data is not available	Data is not available	Oversupply
9/25/2020 12:48	0:43	LSR	Data is not available	Data is not available	Oversupply

Notes:

On June 27, 2012, Maui Electric notified LSR that although LSR has not operated in compliance with the revised ramp rate of 360 kW/minute, Maui Electric would conditionally allow LSR to operate at the allowed capacity of 1.2 MW while the Maui Electric-Lanai Diesel Operator was in the control room.
LSR possible output data is not available. Therefore, Maui Electric assumes LSR is curtailed if the LSR curtailment set point is less than 1,200 kW and LSR's output is within 70 kW of the curtailment set point.
The curtailment reasons have been modified to oversupply, system constraints, and facility requested, to provide continuity with HPUC Docket No. 2013-0141 Decoupling for HECO companies metrics.

Hawai'i Electric Light Company Curtailment Report September 2020

Start Date/Time	MW output prior to start of curtailment	End Date/Time	MW output after curtailment released ¹	IPP	Reason for Curtailment
09/01/20 08:41	19.9 MW	09/01/20 12:57	16.9 MW	Pakini Nui Windfarm	Facility Requested
09/29/20 14:15	1.2 MW	09/29/20 14:29	0.0 MW	Pakini Nui Windfarm	Facility Requested
09/29/20 14:31	0.0 MW	09/29/20 14:50	0.0 MW	Pakini Nui Windfarm	Facility Requested

¹ The MW output values are taken soon after curtailment is released by Hawai'i Electric Light and may not reflect their full output depending on ramp rate for the facility. The wind farms generally return immediately to full available levels, whereas PGV, Wailuku, and FIT Facilities may take longer to return to scheduled or full available output levels.

SERVICE LIST
(Docket No. 2011-0206)

DEAN NISHINA
EXECUTIVE DIRECTOR
DEPARTMENT OF COMMERCE AND CONSUMER AFFAIRS
DIVISION OF CONSUMER ADVOCACY
P.O. Box 541
Honolulu, HI 96809

1 Copy
Electronically Transmitted

GREGG J. KINKLEY, ESQ.
DEPARTMENT OF THE ATTORNEY GENERAL
425 Queen Street
Honolulu, Hawaii 96813
Counsel for DBEDT

1 Copy
Electronically Transmitted

DANIEL W.S. LAWRENCE, ESQ.
DEPARTMENT OF THE CORPORATION COUNSEL
CITY AND COUNTY OF HONOLULU
530 S. King Street, Room 110
Honolulu, HI 96813
Counsel for the CITY AND COUNTY OF HONOLULU

1 Copy
Electronically Transmitted

JOSEPH K. KAMELAMELA
ANGELIC M. HO
DEPARTMENT OF THE CORPORATION COUNSEL
COUNTY OF HAWAII
101 Aupuni Street, Suite 325
Hilo, HI 96720
Counsel for the COUNTY OF HAWAII

1 Copy
Electronically Transmitted

HENRY Q CURTIS
VICE PRESIDENT FOR CONSUMER ISSUES
LIFE OF THE LAND
P.O. Box 37158
Honolulu, HI 96837-0158

1 Copy
Electronically Transmitted

MELISSA MIYASHIRO (9360)
CHIEF OF STAFF
BLUE PLANET FOUNDATION
55 Merchant Street, 17th Floor
Honolulu, HI 96813

1 Copy
Electronically Transmitted

SERVICE LIST
(Docket No. 2011-0206)

ISAAC MORIWAKE, ESQ.
DAVID HENKIN, ESQ.
EARTHJUSTICE
850 Richards Street, Suite 400
Honolulu, HI 96813-4501
Counsel for HAWAII SOLAR ENERGY ASSOCIATION

1 Copy
Electronically Transmitted

RICK REED
DIRECTOR
HAWAII SOLAR ENERGY ASSOCIATION
761 Ahua Street
Honolulu, HI 96819

1 Copy
Electronically Transmitted

KENT D. MORIHARA, ESQ.
KRIS N. NAKAGAWA, ESQ.
LAUREN M. IMADA-LEE, ESQ.
TANYA M. FERNANDES, ESQ.
MoriHara Lau & Fong LLP
841 Bishop Street, Suite 400
Honolulu, Hawaii 96813
Counsel for KAUAI ISLAND UTILITY COOPERATIVE

1 Copy
Electronically Transmitted

ERIK W. KVAM
CHIEF EXECUTIVE OFFICER
ZERO EMISSIONS LEASING LLC
4188-4 Keanu Street
Honolulu, HI 96816

1 Copy
Electronically Transmitted

SANDRA-ANN Y.H. WONG, ESQ.
ATTORNEY AT LAW, A LAW CORPORATION
1050 Bishop Street, #514
Honolulu, HI 96813
Counsel for TAWHIRI POWER LLC

1 Copy
Electronically Transmitted

RILEY SAITO
73-1294 Awakea Street
Kailua-Kona, HI 96740
For SOLAR ENERGY INDUSTRIES ASSOCIATION

1 Copy
Electronically Transmitted

DEAN T. YAMAMOTO, ESQ.
YAMAMOTO & SETTLE
1100 Alakea Street, Suite 3100
Honolulu, HI 96813
Counsel for CASTLE & COOKE HOMES HAWAII, INC.,
CASTLE & COOKE RESORTS, LLC and
LANAI SUSTAINABILITY RESEARCH, LLC

1 Copy
Electronically Transmitted

SERVICE LIST
(Docket No. 2011-0206)

MICHAEL J. HOPPER, ESQ. DEPUTY CORPORATION COUNSEL DEPARTMENT OF THE CORPORATION COUNSEL COUNTY OF MAUI 200 S. High Street Wailuku, HI 96793 Counsel for the COUNTY OF MAUI	1 Copy Electronically Transmitted
CURTIS SEYMOUR SENIOR MANAGER, GOVERNMENT AFFAIRS SUN EDISON LLC 600 Clipper Drive Belmont, CA 94002	1 Copy Electronically Transmitted
MONA W. CLARK, ESQ. OFFICE OF THE COUNTY ATTORNEY COUNTY OF KAUAI 4444 Rice Street, Suite 200 Lihue, HI 96766-1300	1 Copy Electronically Transmitted
BRADLEY ALBERT PRESIDENT HAWAII PV COALITION P.O. Box 81501 Haiku, HI 96708	1 Copy Electronically Transmitted
HILTON H. UNEMORI ECM, INC. 130 N. Market Street Wailuku, HI 96793-1716 For SOUTH MAUI RENEWABLE RESOURCES, LLC	1 Copy Electronically Transmitted
SKY STANFIELD SHUTE, MIHALY & WEINBERGER LLP 396 Hayes Street San Francisco, CA 94102 For the INTERSTATE RENEWABLE ENERGY COUNCIL	1 Copy Electronically Transmitted
PETE COOPER SOLARCITY CORPORATION REGIONAL DIRECTOR, HAWAII 599 Kahelu Street Mililani, HI 96789	1 Copy Electronically Transmitted

SERVICE LIST
(Docket No. 2011-0206)

ALISON SILVERSTEIN
19213 Luedtke Lane
Pflugerville, TX 78660

1 Copy
Electronically Transmitted

BRENDAN KIRBY
12011 SW Pineapple Court
Palm City, FL 34990

1 Copy
Electronically Transmitted

Chun, Marisa

From: puc@hawaii.gov
Sent: Thursday, October 29, 2020 10:35 AM
To: Chun, Marisa
Subject: Hawaii PUC eFiling Confirmation of Filing

[This email is coming from an EXTERNAL source. Please use caution when opening attachments or links in suspicious email.]

Your eFile document has been filed with the Hawaii Public Utilities commission on 2020 Oct 29 AM 10:34. The mere fact of filing shall not waive any failure to comply with Hawaii Administrative Rules Chapter 6-61, Rules of Practice and Procedure Before the Public Utilities Commission, or any other application requirements. Your confirmation number is MARI20103416274. If you have received this email in error please notify the Hawaii Public Utilities Commission by phone at 808 586-2020 or email at hawaii.puc@hawaii.gov.