



May 27, 2021

The Honorable Chair and Members
of the Hawai'i Public Utilities Commission
Kekuanao'a Building, First Floor
465 South King Street
Honolulu, Hawai'i 96813

Dear Commissioners:

Subject: Docket No. 2011-0206
Reliability Standards Working Group
Monthly Report

In accordance with Ordering Paragraph 3 of Order No. 30371, filed May 4, 2012 in the subject proceeding, enclosed as Exhibit A is Hawaiian Electric's¹ monthly report for April 2021 on: (1) system frequency control performance during month; (2) significant system events during month; and (3) curtailment of non-dispatchable renewable resources.

Any party to this proceeding may obtain an electronic copy of this report by emailing Marisa Chun at marisa.chun@hawaiianelectric.com.

Sincerely,

/s/ Kevin M. Katsura

Kevin M. Katsura
Director, Regulatory Non-Rate Proceedings

Enclosures

c: Service List

¹ Hawaiian Electric Company, Inc., Maui Electric Company, Limited, and Hawai'i Electric Light Company, Inc. are each doing business as "Hawaiian Electric" and have jointly registered "Hawaiian Electric" as a trade name with the State of Hawai'i Department of Commerce and Consumer Affairs, as evidenced by Certificate of Registration No. 4235929, dated December 20, 2019.

The Commission's Order No. 30371 (Docket No 2011-0206 – Relating To Various Matters in RSWG Process), filed May 4, 2012, ordered the following information for each island grid:

- (1) System frequency control performance during month:
 - a) Frequency duration plot based on the highest resolution SCADA data available for the month detailing how many seconds each power system operated at frequencies above 60 hertz and at frequencies below 60 Hz.
 - b) Tabulation of the number, magnitude and duration of frequency excursions (high and low) outside normal frequency control range (59.95 to 60.05 Hz).

The following provides information with respect to items 1a) through 1b) – (all statements are current as of the month ending April 30, 2021):

1a) Frequency duration plot based on the highest resolution SCADA data available for the month detailing how many seconds each power system operated at frequencies above 60 hertz and at frequencies below 60 Hz:

The frequency duration plots for Hawaiian Electric Company, Inc., Maui Electric Company, Limited (Maui Division) and Hawai'i Electric Light Company, Inc. based on two-second data are provided in Attachment 1, and the enclosed Excel files. Refer to the electronic files for the individual data points because the information is voluminous and does not translate well to a hard copy.

1b) Tabulation of the number, magnitude and duration of frequency excursions (high and low) outside normal frequency control range (59.95 to 60.05 Hz):

Tabulation of the number, magnitude and duration of frequency excursions outside of the frequency range of 59.95 Hz to 60.05 Hz for Hawaiian Electric Company, Inc., Maui Electric Company, Limited (Maui Division) and Hawai'i Electric Light Company, Inc are provided in Attachment 2, and the enclosed Excel files. Refer to the electronic files for the individual data points because the information is voluminous and does not translate well to a hard copy.

- (2) Significant system events during month:
 - a) Tabulation of contingency reserve activations including date and time, MW magnitude, duration, and triggering event.
 - b) Tabulation of under frequency load shed activations including date and time, triggering frequency, MW magnitude, duration, and triggering event.
 - c) Tabulation of demand response activations for system events, including date and time, MW magnitude, duration, and triggering event, (excluding demand response utilization for unit commitment deferral or system operations economics.)

The following provides information with respect to items 2a) through 2c) – (all statements are current as of the month ending April 30, 2021):

2a) Tabulation of contingency reserve activations including date and time, MW magnitude, duration, and triggering event:

Hawaiian Electric Company, Inc.'s did not have any contingency reserve activations for the month of April. Maui Electric Company, Limited and Hawai'i Electric Light Company, Inc. do not operate with contingency reserve requirements. Therefore Attachment 3 is not being provided for this reporting period.

2b) Tabulation of under frequency load shed activations including date and time, triggering frequency, MW magnitude, duration, and triggering event:

Hawai'i Electric Light Company, Inc's frequency load shed activations are provided in Attachment 4. Hawaiian Electric Company, Inc. and Maui Electric Company, Limited did not have any under frequency load shed activations in the month of April.

2c) Tabulation of demand response activations for system events, including date and time, MW magnitude, duration, and triggering event, (excluding demand response utilization for unit commitment deferral or system operations economics.)

Hawaiian Electric Company, Inc.'s demand response activations for system events are provided in Attachment 5. Hawai'i Electric Light Company, Inc. currently does not have a demand response program. Maui Electric Company, Limited has implemented the Fast Demand Response pilot program on a limited basis. Hawai'i Electric Light Company, Inc. plans to use the findings of Maui Electric Company, Limited's pilot program to help in the evaluation and development of future demand response programs. Maui Electric Company, Limited executes a weekly testing protocol which measures customer participation. This program is not currently used in response to actual system events.

- (3) Curtailment of non-dispatchable renewable resources:
- (a) Tabulation of each curtailment event for each resource including the starting date and time, duration, megawatt hours curtailed, peak MW curtailed, and reason for curtailment.
 - (b) Total MWh of non-dispatchable renewable resources curtailed for the month.

The following provides information with respect to items 3a) through 3b) – (all statements are current as of the month ending April 30, 2021):

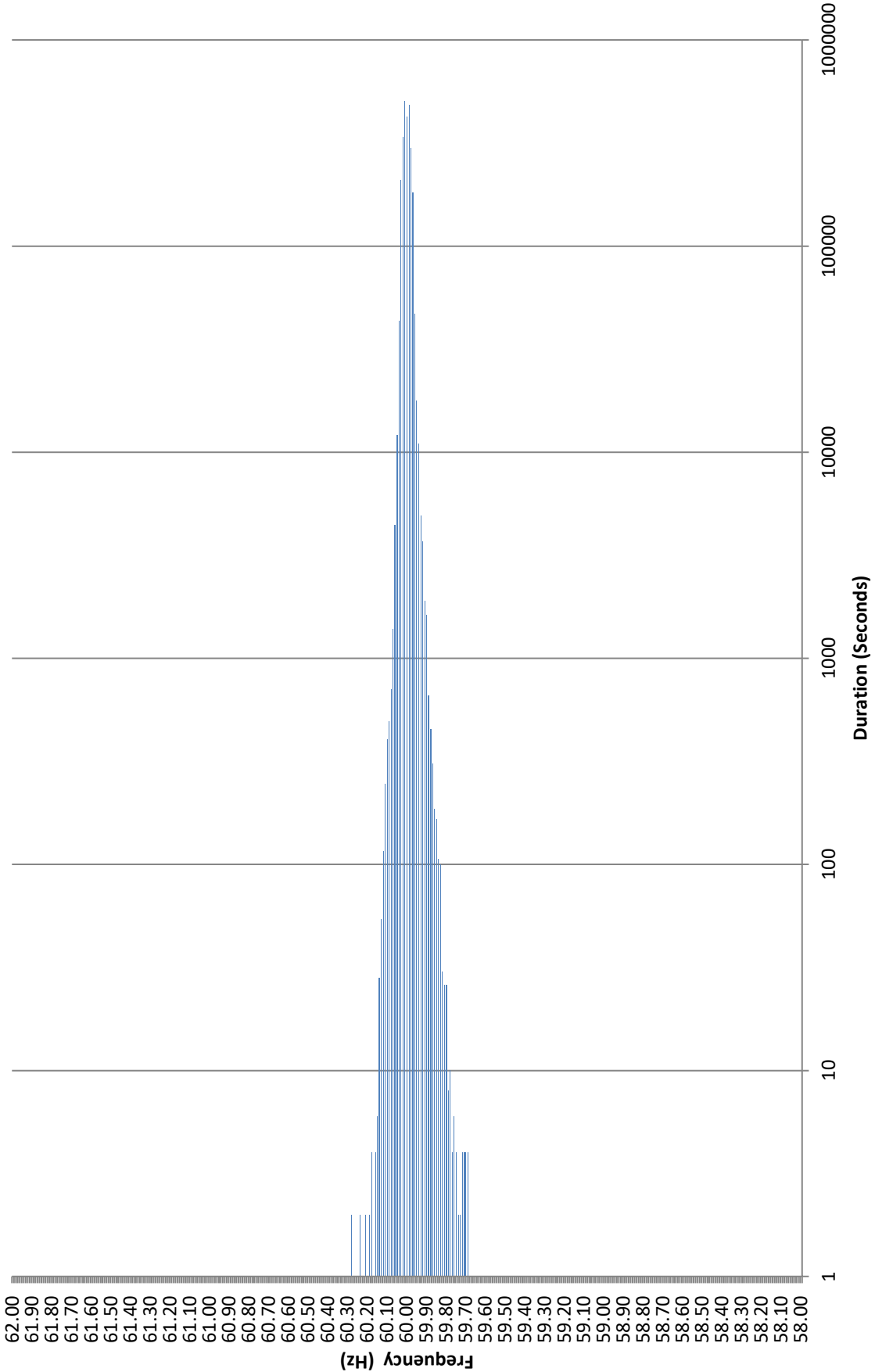
3a) Tabulation of each curtailment event for each resource including the starting date and time, duration, megawatt hours curtailed, peak MW curtailed, and reason for curtailment:

The tabulation of each curtailment event for each resource is provided in Attachment 6.

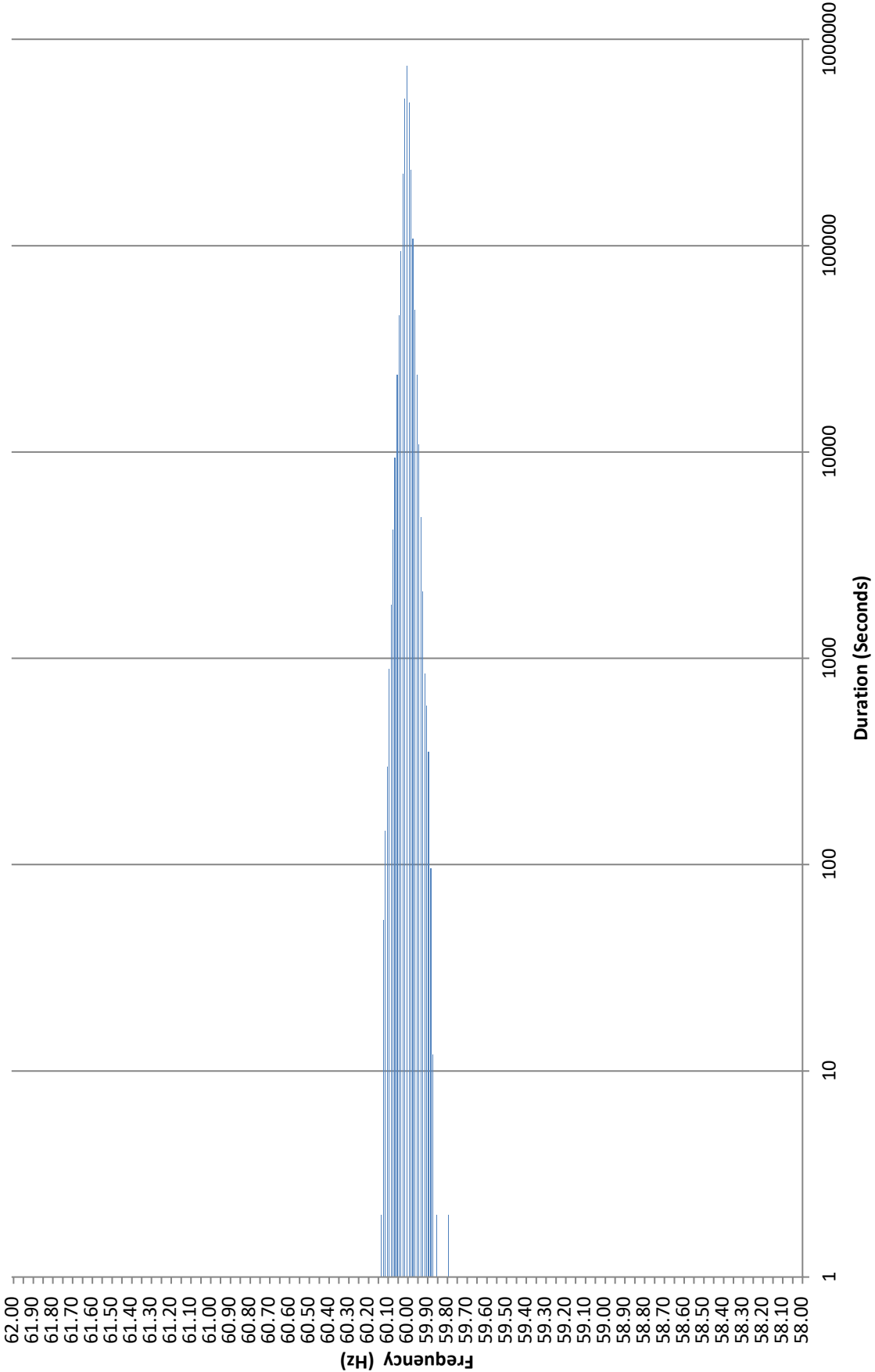
3b) Total MWh of non-dispatchable renewable resources curtailed for the month:

Curtailed MWh from non-dispatchable resources are difficult to determine due to the variability of the resource during curtailment periods. In some cases, the curtailed MWh estimates were provided by the IPPs under curtailment. The Company does not make any representations as to the accuracy of the curtailed MWh. The estimated MWh of non-dispatchable resources curtailed for the month are provided in Attachment 6, corresponding to each curtailment event.

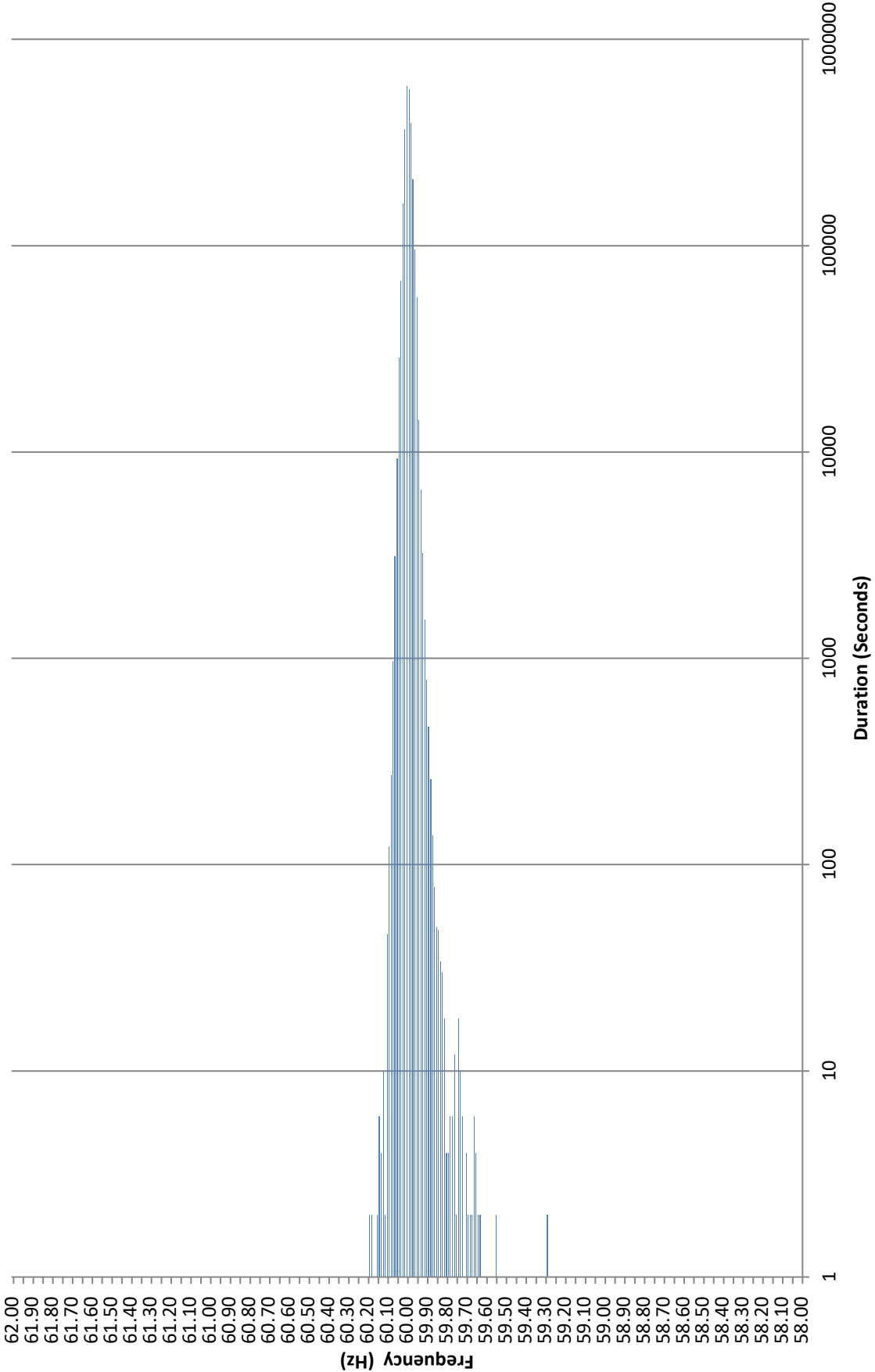
**Frequency Distribution Plot - Hawaiian Electric Company, Inc.
April 2021**



**Frequency Distribution Plot - Maui Electric Company, Limited
April 2021**



**Frequency Distribution Plot - Hawai'i Electric Light Company, Inc.
April 2021**



Hawaiian Electric Company, Inc. Frequency Excursion Statistics April 2021		
Data Rounded to the nearest	<59.95 Hz	>60.05 Hz
Number of Excursions	1913	912
Maximum Duration (sec)	382	458
Maximum Deviation (Hz)	59.692	60.277
Total Duration of Excursions (sec)	31700	11162

Maui Electric Company, Limited Frequency Excursion Statistics April 2021		
	<59.95 Hz	>60.05 Hz
Number of Excursions	4966	3736
Maximum Duration (sec)	232	394
Maximum Deviation (Hz)	59.790	60.128
Total Duration of Excursions (sec)	29402	25628

Hawai'i Electric Light Company, Inc. Frequency Excursion Statistics April 2021		
	<59.95 Hz	>60.05 Hz
Number of Excursions	9575	1827
Maximum Duration (sec)	96	72
Maximum Deviation (Hz)	59.291	60.189
Total Duration of Excursions (sec)	57608	8022

This page intentionally left blank.

HAWAIIAN ELECTRIC COMPANY, INC.
 DEMAND RESPONSE EVENTS
 April 2021

Event #	Date & Time	Frequency (Hz)			Load Shed (MW)	Duration (HH:MM)	Description
		Prior to Event	Nadir	Trigger			
1	4/5/2021 08:57	59.950	59.69	59.70	NA	0:01	Kawailoa Wind Mauka dropped ~40MW to 0MW in 22 seconds. RDLC activated.

Hawaiian Electric Company, Inc. Curtailment Report April 2021

Start Date/Time	Curtailment Set Point	MW output prior to start of curtailment	End Date/Time	MW output after curtailment released	Estimated MWh of curtailed energy during event (1)	IPP/Facility	Reason for Curtailment
04/01/21 06:38	0.0	8.00	04/01/21 06:50	0	*	NPM	System Constraints
04/01/21 06:53	0.0	0.00	04/01/21 07:08	0	*	Aloha1	System Constraints
04/01/21 06:51	0.0	0.00	04/01/21 17:10	0	*	Waianae	System Constraints
04/01/21 11:49	0.0	28.60	04/01/21 14:06	0	*	KSMauka	Oversupply
04/01/21 11:49	0.0	18.90	04/01/21 14:06	0	*	KSMakai	Oversupply
04/01/21 11:54	0.0	4.10	04/01/21 14:06	0	*	Aloha2	Oversupply
04/01/21 14:51	0.0	21.40	04/01/21 15:09	0	*	KSMauka	Oversupply
04/01/21 14:52	0.0	12.70	04/01/21 15:09	0	*	KSMakai	Oversupply
04/01/21 14:52	0.0	2.10	04/01/21 15:09	0	*	Aloha2	Oversupply
04/01/21 14:54	0.0	6.80	04/01/21 15:09	0	*	NPM	Oversupply
04/01/21 15:20	0.0	6.00	04/01/21 15:33	0	*	NPM	System Constraints
04/01/21 16:23	0.0	2.70	04/01/21 17:09	0	*	Aloha1	System Constraints
04/01/21 17:10	Various	0.00	04/02/21 08:32	11.11	*	Waianae	Facility Requested
04/02/21 14:42	0.0	26.70	04/02/21 15:45	0	*	KSMauka	Oversupply
04/02/21 14:43	0.0	19.40	04/02/21 15:44	0	*	KSMakai	Oversupply
04/02/21 17:53	0.0	6.00	04/02/21 18:01	0	*	Waianae	System Constraints
04/03/21 09:58	0.0	17.60	04/03/21 15:21	0	*	KSMauka	Oversupply
04/03/21 09:59	0.0	15.40	04/03/21 15:21	0	*	KSMakai	Oversupply
04/03/21 10:00	0.0	4.00	04/03/21 15:21	0	*	Aloha2	Oversupply
04/03/21 10:02	0.0	10.80	04/03/21 15:21	0	*	NPM	Oversupply
04/03/21 10:06	5.5	8.84	04/03/21 10:10	5.65	*	Lani	Oversupply
04/03/21 10:06	24.8	39.04	04/03/21 10:10	33.18	*	Waipio	Oversupply
04/03/21 10:10	0.0	5.65	04/03/21 13:16	0	*	Lani	Oversupply
04/03/21 10:10	0.0	33.18	04/03/21 13:16	0	*	Waipio	Oversupply
04/03/21 13:42	8.9	14.42	04/03/21 14:42	8.51	*	Lani	Oversupply
04/03/21 13:42	21.4	34.12	04/03/21 14:42	21.22	*	Waipio	Oversupply
04/03/21 14:42	8.6	8.51	04/03/21 15:19	8.28	*	Lani	Oversupply
04/03/21 14:42	21.7	21.22	04/03/21 15:19	21.69	*	Waipio	Oversupply
04/04/21 09:47	0.0	10.00	04/04/21 15:46	0	*	KSMakai	Oversupply
04/04/21 09:47	0.0	12.00	04/04/21 15:47	0	*	KSMauka	Oversupply
04/04/21 09:49	0.0	3.00	04/04/21 15:46	0	*	Aloha2	Oversupply
04/04/21 10:07	0.0	18.00	04/04/21 15:46	0	*	NPM	Oversupply
04/04/21 10:17	0.0	42.00	04/04/21 15:29	0	*	Waipio	Oversupply
04/04/21 10:57	0.0	10.00	04/04/21 15:30	0	*	Lani	Oversupply
04/04/21 11:00	0.0	12.00	04/04/21 14:43	0	71.60	WestL	Oversupply
04/04/21 12:01	0.0	27.00	04/04/21 14:43	0	*	Waianae	Oversupply
04/05/21 08:51	0.0	18.00	04/05/21 17:06	0	*	KSMakai	Oversupply
04/05/21 08:51	0.0	7.00	04/05/21 17:06	0	*	KSMauka	Oversupply
04/05/21 10:18	0.0	4.00	04/05/21 17:01	0	*	Aloha2	Oversupply
04/05/21 10:19	0.0	18.00	04/05/21 16:35	0	*	NPM	Oversupply
04/05/21 10:49	0.0	45.84	04/05/21 13:25	0	*	Waipio	Oversupply
04/05/21 14:14	6.9	13.72	04/05/21 15:14	6.96	*	Lani	Oversupply
04/05/21 14:14	23.1	45.84	04/05/21 15:14	23.1	*	Waipio	Oversupply
04/05/21 15:14	6.9	6.96	04/05/21 16:14	7.1	*	Lani	Oversupply
04/05/21 15:14	23.1	23.1	04/05/21 16:14	23.1	*	Waipio	Oversupply
04/05/21 16:14	7.0	7.1	04/05/21 16:24	7.06	*	Lani	Oversupply
04/05/21 16:14	23.0	23.1	04/05/21 16:24	22.86	*	Waipio	Oversupply
04/06/21 08:24	0.0	15.00	04/06/21 15:06	0	*	KSMakai	Oversupply
04/06/21 08:25	0.0	3.00	04/06/21 15:06	0	*	KSMauka	Oversupply
04/06/21 08:26	0.0	3.00	04/06/21 15:02	0	*	Aloha2	Oversupply
04/06/21 10:27	0.0	12.00	04/06/21 14:57	0	*	NPM	Oversupply
04/06/21 10:31	0.0	13.00	04/06/21 14:44	0	*	Lani	Oversupply
04/06/21 10:31	0.0	45.84	04/06/21 14:43	0	*	Waipio	Oversupply
04/07/21 10:13	0.0	10.20	04/07/21 12:01	0	*	KSMauka	Oversupply
04/07/21 10:14	0.0	18.70	04/07/21 12:01	0	*	KSMakai	Oversupply
04/07/21 10:16	0.0	2.60	04/07/21 11:51	0	*	Aloha2	Oversupply
04/07/21 10:21	0.0	13.30	04/07/21 11:48	0	*	NPM	Oversupply
04/07/21 10:26	0.0	13.39	04/07/21 11:29	0	*	Lani	Oversupply
04/07/21 10:26	0.0	29.19	04/07/21 11:29	0	*	Waipio	Oversupply
04/07/21 11:20	0.0	4.90	04/07/21 23:01	0	*	KWF	Oversupply
04/07/21 11:45	0.0	7.80	04/07/21 21:39	0	*	KWMakai	System Constraints

Hawaiian Electric Company, Inc. Curtailment Report April 2021

Start Date/Time	Curtailment Set Point	MW output prior to start of curtailment	End Date/Time	MW output after curtailment released	Estimated MWh of curtailed energy during event (1)	IPP/Facility	Reason for Curtailment
04/07/21 11:46	0.0	22.90	04/07/21 12:42	0	*	KWMauka	System Constraints
04/07/21 12:03	0.0	3.70	04/07/21 21:12	0	*	KSMakai	System Constraints
04/07/21 12:03	0.0	1.70	04/07/21 12:44	0	*	KSMauka	System Constraints
04/07/21 20:21	0.0	0.70	04/07/21 21:10	0	*	KWMauka	System Constraints
04/07/21 20:22	0.0	0.10	04/07/21 21:12	0	*	KSMauka	System Constraints
04/08/21 05:50	0.0	0.00	04/08/21 07:41	0	*	Aloha1	System Constraints
04/08/21 05:53	0.0	0.00	04/08/21 07:38	0	*	Waianae	System Constraints
04/08/21 08:02	0.0	1.40	04/08/21 18:01	0	*	KREP	System Constraints
04/08/21 08:07	0.0	10.90	04/08/21 08:28	0	*	Waianae	System Constraints
04/08/21 09:17	0.0	12.90	04/08/21 20:54	0	*	KSMauka	Oversupply
04/08/21 09:18	0.0	8.10	04/08/21 20:54	0	*	KSMakai	Oversupply
04/08/21 09:23	0.0	4.00	04/08/21 15:02	0	*	Aloha2	Oversupply
04/08/21 09:32	0.0	14.50	04/08/21 15:14	0	*	NPM	Oversupply
04/08/21 09:49	10.4	14.42	04/08/21 09:53	10.43	*	Lani	Oversupply
04/08/21 09:49	19.6	27.08	04/08/21 09:53	19.8	*	Waipio	Oversupply
04/08/21 09:53	0.0	10.43	04/08/21 14:53	0	*	Lani	Oversupply
04/08/21 09:53	0.0	19.8	04/08/21 14:53	0	*	Waipio	Oversupply
04/08/21 11:11	0.0	17.60	04/08/21 13:37	0	45.46	WestL	Oversupply
04/08/21 11:11	0.0	0.00	04/08/21 17:54	0	105.73	WestL	System Constraints
04/08/21 11:21	0.0	4.30	04/08/21 21:05	0	*	KWF	System Constraints
04/08/21 11:25	0.0	8.30	04/08/21 20:51	0	*	KWMakai	System Constraints
04/08/21 11:25	0.0	20.80	04/08/21 12:19	0	*	KWMauka	System Constraints
04/08/21 11:32	0.0	0.00	04/08/21 20:54	0	*	KSMakai	System Constraints
04/08/21 11:32	0.0	0.00	04/08/21 12:13	0	*	KSMauka	System Constraints
04/08/21 17:05	0.0	1.70	04/08/21 17:34	0	*	Aloha1	System Constraints
04/08/21 17:06	0.0	18.10	04/08/21 17:36	0	*	Waianae	System Constraints
04/08/21 20:21	0.0	0.50	04/08/21 20:51	0	*	KWMauka	System Constraints
04/09/21 05:42	0.0	3.60	04/09/21 05:57	0	*	NPM	System Constraints
04/09/21 08:45	0.0	25.20	04/09/21 17:33	0	*	KSMauka	Oversupply
04/09/21 08:46	0.0	12.10	04/09/21 23:33	0	*	KSMakai	Oversupply
04/09/21 09:40	0.0	0.90	04/09/21 16:23	0	*	Aloha2	Oversupply
04/09/21 09:42	0.0	8.00	04/09/21 15:33	0	*	NPM	Oversupply
04/09/21 09:45	6.3	13.44	04/09/21 10:17	6.35	*	Lani	Oversupply
04/09/21 09:45	18.7	39.98	04/09/21 10:17	18.64	*	Waipio	Oversupply
04/09/21 10:17	0.0	6.35	04/09/21 14:08	0	*	Lani	Oversupply
04/09/21 10:17	0.0	18.64	04/09/21 14:01	0	*	Waipio	Oversupply
04/09/21 11:00	0.0	8.60	04/09/21 11:38	0	*	KWMauka	System Constraints
04/09/21 11:00	0.0	5.10	04/09/21 23:29	0	*	KWMakai	System Constraints
04/09/21 11:01	0.0	3.70	04/09/21 23:25	0	*	KWF	System Constraints
04/09/21 11:05	0.0	0.40	04/09/21 23:33	0	*	KSMakai	System Constraints
04/09/21 11:05	0.0	0.60	04/09/21 11:40	0	*	KSMauka	System Constraints
04/09/21 12:02	0.0	19.90	04/09/21 13:37	0	29.37	WestL	Oversupply
04/09/21 15:19	0.0	3.50	04/09/21 16:23	0	*	KREP	System Constraints
04/09/21 15:23	0.0	17.50	04/10/21 00:49	0	25.61	WestL	System Constraints
04/09/21 16:10	0.0	11.70	04/09/21 17:24	0	*	NPM	System Constraints
04/09/21 21:00	0.0	0.00	04/09/21 21:46	0	*	KREP	System Constraints
04/09/21 23:08	0.0	0.00	04/09/21 23:28	0	*	KWMauka	System Constraints
04/09/21 23:09	0.0	0.00	04/09/21 23:33	0	*	KSMauka	System Constraints
04/10/21 09:01	0.0	25.30	04/10/21 11:47	0	*	KSMauka	Oversupply
04/10/21 09:01	0.0	10.60	04/10/21 11:46	0	*	KSMakai	Oversupply
04/10/21 09:08	0.0	3.40	04/10/21 11:42	0	*	Aloha2	Oversupply
04/10/21 09:22	0.0	0.90	04/10/21 11:39	0	*	NPM	Oversupply
04/10/21 09:26	6.1	12.78	04/10/21 10:01	6.17	*	Lani	Oversupply
04/10/21 09:26	18.9	39.51	04/10/21 10:01	18.88	*	Waipio	Oversupply
04/10/21 10:01	0.0	6.17	04/10/21 11:19	0	*	Lani	Oversupply
04/10/21 10:01	0.0	18.88	04/10/21 11:19	0	*	Waipio	Oversupply
04/10/21 12:52	0.0	27.20	04/10/21 14:30	0	*	KSMauka	Oversupply
04/10/21 12:52	0.0	16.30	04/10/21 14:30	0	*	KSMakai	Oversupply
04/10/21 12:59	0.0	2.50	04/10/21 14:28	0	*	Aloha2	Oversupply
04/10/21 13:01	0.0	0.80	04/10/21 14:09	0	*	NPM	Oversupply
04/10/21 13:03	5.2	11.00	04/10/21 13:56	3.73	*	Lani	Oversupply
04/10/21 13:03	14.8	30.83	04/10/21 13:56	14.42	*	Waipio	Oversupply
04/11/21 08:42	0.0	26.30	04/11/21 13:41	0	*	KSMauka	Oversupply
04/11/21 08:43	0.0	13.40	04/11/21 10:32	0	*	KSMakai	Oversupply

Hawaiian Electric Company, Inc. Curtailment Report April 2021

Start Date/Time	Curtailment Set Point	MW output prior to start of curtailment	End Date/Time	MW output after curtailment released	Estimated MWh of curtailed energy during event (1)	IPP/Facility	Reason for Curtailment
04/12/21 10:06	0.0	22.40	04/12/21 14:20	0	*	KSMauka	Oversupply
04/12/21 10:09	0.0	17.10	04/12/21 14:18	0	*	KSMakai	Oversupply
04/12/21 10:38	0.0	1.30	04/12/21 14:17	0	*	Aloha2	Oversupply
04/12/21 10:38	0.0	2.00	04/12/21 14:07	0	*	NPM	Oversupply
04/12/21 10:51	5.4	11.84	04/12/21 11:51	5.46	*	Lani	Oversupply
04/12/21 10:51	19.6	42.56	04/12/21 11:51	19.58	*	Waipio	Oversupply
04/12/21 11:51	5.4	5.46	04/12/21 12:00	5.46	*	Lani	Oversupply
04/12/21 11:51	19.6	19.58	04/12/21 12:00	19.58	*	Waipio	Oversupply
04/12/21 11:38	0.0	5.50	04/12/21 12:21	0	*	KWMauka	System Constraints
04/12/21 11:39	0.0	3.00	04/12/21 22:46	0	*	KWMakai	System Constraints
04/12/21 11:40	0.0	1.00	04/12/21 22:33	0	*	KWF	System Constraints
04/12/21 11:44	0.0	0.30	04/12/21 22:54	0	*	KSMakai	System Constraints
04/12/21 11:45	0.0	0.50	04/12/21 12:25	0	*	KSMauka	System Constraints
04/12/21 14:20	0.0	0.00	04/12/21 22:54	0	*	KSMauka	System Constraints
04/12/21 21:40	0.0	6.33	04/12/21 22:44	0	*	KWMauka	System Constraints
04/13/21 06:51	0.0	1.60	04/13/21 08:01	0	*	Waianae	System Constraints
04/13/21 06:53	0.0	0.10	04/13/21 08:03	0	*	Aloha1	System Constraints
04/13/21 11:10	0.0	27.70	04/13/21 12:04	0	*	KSMauka	System Constraints
04/13/21 11:11	0.0	18.40	04/13/21 20:51	0	*	KSMakai	System Constraints
04/13/21 11:14	0.0	4.50	04/13/21 20:48	0	*	KWMakai	System Constraints
04/13/21 11:14	0.0	27.70	04/13/21 12:05	0	*	KWMauka	System Constraints
04/13/21 11:36	0.0	0.30	04/13/21 21:00	0	*	KWF	System Constraints
04/13/21 16:13	0.0	2.90	04/13/21 16:55	0	*	Aloha1	System Constraints
04/13/21 16:15	0.0	24.00	04/13/21 16:56	0	*	Waianae	System Constraints
04/13/21 20:35	0.0	12.60	04/13/21 20:47	0	*	KWMauka	System Constraints
04/13/21 20:37	0.0	0.00	04/13/21 20:50	0	*	KSMauka	System Constraints
04/13/21 09:52	0.0	23.20	04/13/21 10:20	0	*	KSMauka	Oversupply
04/13/21 12:12	0.0	6.30	04/13/21 15:02	0	*	KSMauka	Oversupply
04/13/21 12:12	0.0	0.00	04/13/21 15:02	0	*	KSMakai	Oversupply
04/13/21 12:13	0.0	4.30	04/13/21 14:35	0	*	Aloha1	Oversupply
04/13/21 12:15	0.0	3.00	04/13/21 14:33	0	*	NPM	Oversupply
04/13/21 12:18	7.2	14.66	04/13/21 12:24	7.29	*	Lani	Oversupply
04/13/21 12:18	22.8	46.08	04/13/21 12:24	35.99	*	Waipio	Oversupply
04/13/21 12:24	0.0	7.29	04/13/21 12:54	0.02	*	Lani	Oversupply
04/13/21 12:24	0.0	35.99	04/13/21 12:54	0.82	*	Waipio	Oversupply
04/13/21 12:29	0.0	20.00	04/13/21 12:40	0	1.69	WestL	Oversupply
04/13/21 12:54	25.0	0.82	04/13/21 13:39	0	*	Waipio	Oversupply
04/14/21 06:46	0.0	0.40	04/14/21 06:58	0	*	KLS2	System Constraints
04/14/21 09:17	0.0	10.80	04/14/21 10:04	0	*	KSMauka	Oversupply
04/14/21 09:17	0.0	8.80	04/14/21 09:57	0	*	KSMakai	Oversupply
04/14/21 09:19	0.0	4.10	04/14/21 09:39	0	*	Aloha2	Oversupply
04/14/21 09:20	0.0	2.40	04/14/21 09:38	0	*	NPM	Oversupply
04/14/21 11:00	0.0	24.00	04/14/21 14:24	0	*	KSMauka	Oversupply
04/14/21 11:00	0.0	19.50	04/14/21 14:23	0	*	KSMakai	Oversupply
04/14/21 11:01	0.0	11.42	04/14/21 12:31	0	*	KWMauka	System Constraints
04/14/21 11:01	0.0	2.83	04/14/21 20:55	0	*	KWMakai	System Constraints
04/14/21 11:09	0.0	0.00	04/14/21 12:31	0	*	KSMauka	System Constraints
04/14/21 11:09	0.0	-1.45	04/14/21 20:51	0	*	KSMakai	System Constraints
04/14/21 11:19	0.0	1.50	04/14/21 21:04	0	*	KWF	System Constraints
04/14/21 13:47	0.0	3.70	04/14/21 14:21	0	*	Aloha2	Oversupply
04/14/21 13:50	0.0	4.50	04/14/21 14:18	0	*	NPM	Oversupply
04/14/21 15:48	0.0	4.70	04/14/21 16:02	0	*	KLS2	System Constraints
04/14/21 20:36	0.0	0.00	04/14/21 20:55	0	*	KSMauka	System Constraints
04/14/21 20:42	0.0	9.90	04/14/21 20:51	0	*	KSMakai	System Constraints
04/15/21 06:57	0.0	1.00	04/15/21 07:42	0	*	NPM	System Constraints
04/15/21 07:14	0.0	0.40	04/15/21 07:39	0	*	KREP	System Constraints
04/15/21 07:16	0.0	0.90	04/15/21 14:15	0	*	Aloha2	System Constraints
04/15/21 07:17	0.0	2.70	04/15/21 07:38	0	0.89	WestL	System Constraints
04/15/21 10:39	0.0	-27.43	04/15/21 11:34	0	*	KSMauka	Oversupply
04/15/21 10:44	0.0	-17.78	04/15/21 11:32	0	*	KSMakai	Oversupply
04/15/21 10:50	0.0	8.40	04/15/21 11:44	0	*	KWMauka	System Constraints
04/15/21 10:50	0.0	3.80	04/15/21 21:08	0	*	KWMakai	System Constraints
04/15/21 10:53	0.0	15.10	04/15/21 11:44	0	*	KSMauka	System Constraints
04/15/21 10:53	0.0	16.60	04/15/21 21:06	0	*	KSMakai	System Constraints

Hawaiian Electric Company, Inc. Curtailment Report April 2021

Start Date/Time	Curtailment Set Point	MW output prior to start of curtailment	End Date/Time	MW output after curtailment released	Estimated MWh of curtailed energy during event (1)	IPP/Facility	Reason for Curtailment
04/15/21 11:21	0.0	0.50	04/15/21 21:16	0	*	KWF	System Constraints
04/15/21 13:35	0.0	6.50	04/15/21 14:12	0	*	NPM	System Constraints
04/15/21 14:07	0.0	1.00	04/15/21 14:14	0	*	KREP	System Constraints
04/15/21 14:08	0.0	5.80	04/15/21 14:16	0	0.66	WestL	System Constraints
04/15/21 20:54	0.0	0.00	04/15/21 21:06	0	*	KSMauka	System Constraints
04/15/21 20:54	0.0	2.70	04/15/21 21:09	0	*	KWMauka	System Constraints
04/16/21 08:54	0.0	26.50	04/16/21 09:36	0	*	KSMauka	Oversupply
04/16/21 08:54	0.0	15.50	04/16/21 09:05	0	*	KSMakai	Oversupply
04/16/21 11:20	0.0	0.20	04/16/21 21:30	0	*	KWMakai	System Constraints
04/16/21 11:21	0.0	0.70	04/16/21 12:28	0	*	KWMauka	System Constraints
04/16/21 11:23	0.0	18.20	04/16/21 21:33	0	*	KSMakai	System Constraints
04/16/21 11:23	0.0	27.80	04/16/21 12:28	0	*	KSMauka	System Constraints
04/16/21 12:01	0.0	0.20	04/16/21 21:35	0	*	KWF	System Constraints
04/16/21 21:18	0.0	0.20	04/16/21 21:30	0	*	KWMauka	System Constraints
04/16/21 21:20	0.0	0.00	04/16/21 21:34	0	*	KSMauka	System Constraints
04/17/21 08:18	0.0	14.10	04/17/21 13:41	0	*	KSMauka	Oversupply
04/17/21 08:19	0.0	15.70	04/17/21 09:47	0	*	KSMakai	Oversupply
04/17/21 08:21	0.0	2.80	04/17/21 09:46	0	*	Aloha2	Oversupply
04/17/21 10:44	0.0	8.20	04/17/21 13:40	0	*	KSMakai	Oversupply
04/17/21 10:44	0.0	1.80	04/17/21 13:32	0	*	Aloha2	Oversupply
04/17/21 13:56	0.0	16.20	04/17/21 15:47	0	*	KSMauka	Oversupply
04/17/21 13:56	0.0	16.10	04/17/21 15:22	0	*	KSMakai	Oversupply
04/17/21 14:04	0.0	2.30	04/17/21 15:10	0	*	Aloha2	Oversupply
04/17/21 14:07	0.0	9.40	04/17/21 14:37	0	*	NPM	Oversupply
04/17/21 14:09	2.4	4.99	04/17/21 14:15	2.93	*	Lani	Oversupply
04/17/21 14:09	22.6	45.61	04/17/21 14:15	24.03	*	Waipio	Oversupply
04/17/21 14:15	5.4	2.93	04/17/21 14:33	4.99	*	Lani	Oversupply
04/17/21 14:15	44.6	24.03	04/17/21 14:33	38.1	*	Waipio	Oversupply
04/18/21 08:35	0.0	24.30	04/18/21 15:11	0	*	KSMauka	Oversupply
04/18/21 08:36	0.0	17.50	04/18/21 15:10	0	*	KSMakai	Oversupply
04/18/21 09:40	0.0	4.60	04/18/21 15:07	0	*	Aloha2	Oversupply
04/18/21 09:43	0.0	3.00	04/18/21 15:03	0	*	NPM	Oversupply
04/18/21 10:06	0.0	13.48	04/18/21 14:47	0	*	Lani	Oversupply
04/18/21 10:06	0.0	46.08	04/18/21 14:47	0	*	Waipio	Oversupply
04/18/21 11:50	0.0	20.00	04/18/21 14:41	0	53.08	WestL	Oversupply
04/19/21 07:49	0.0	15.00	04/19/21 09:41	0	*	North	System Constraints
04/19/21 07:49	0.0	0.50	04/19/21 09:42	0	*	South	System Constraints
04/19/21 09:01	0.0	0.30	04/19/21 09:40	0	*	KWMauka	System Constraints
04/19/21 09:02	0.0	18.30	04/19/21 09:37	0	*	KSMauka	System Constraints
04/22/21 06:38	0.0	9.00	04/22/21 06:49	0	*	NPM	System Constraints
04/22/21 09:04	0.0	25.00	04/22/21 13:27	0	*	KSMauka	Oversupply
04/22/21 09:13	0.0	19.00	04/22/21 13:27	0	*	KSMakai	Oversupply
04/22/21 10:50	0.0	5.00	04/22/21 13:18	0	*	Aloha2	Oversupply
04/22/21 10:57	0.0	15.00	04/22/21 13:18	0	*	NPM	Oversupply
04/22/21 11:01	0.0	13.86	04/22/21 13:16	0	*	Lani	Oversupply
04/22/21 11:01	0.0	42.56	04/22/21 13:16	0	*	Waipio	Oversupply
04/22/21 13:39	0.0	19.40	04/22/21 14:10	0	*	KSMauka	Oversupply
04/22/21 13:39	0.0	19.60	04/22/21 14:06	0	*	KSMakai	Oversupply
04/22/21 15:10	0.0	0.00	04/22/21 15:23	0	*	NPM	System Constraints
04/22/21 18:28	0.0	0.00	04/22/21 23:55	0	*	Aloha1	System Constraints
04/23/21 05:34	0.0	7.00	04/23/21 05:47	0	*	NPM	System Constraints
04/23/21 10:51	0.0	17.00	04/23/21 13:37	0	*	KSMauka	Oversupply
04/23/21 12:07	0.0	17.00	04/23/21 13:38	0	*	KSMakai	Oversupply
04/23/21 15:29	0.0	16.50	04/23/21 16:09	0	*	NPM	System Constraints
04/24/21 11:35	0.0	21.00	04/24/21 14:50	0	*	KSMauka	Oversupply
04/24/21 11:43	0.0	20.00	04/24/21 14:50	0	*	KSMakai	Oversupply
04/24/21 11:45	0.0	3.00	04/24/21 14:42	0	*	Aloha2	Oversupply
04/24/21 12:06	0.0	18.00	04/24/21 14:35	0	*	NPM	Oversupply
04/24/21 12:14	0.0	13.62	04/24/21 14:02	0	*	Lani	Oversupply
04/24/21 12:14	0.0	35.99	04/24/21 14:02	0	*	Waipio	Oversupply
04/25/21 08:39	0.0	19.00	04/25/21 14:17	0	*	KSMakai	Oversupply
04/25/21 08:39	0.0	19.00	04/25/21 14:17	0	*	KSMauka	Oversupply
04/25/21 09:45	0.0	3.00	04/25/21 14:14	0	*	Aloha2	Oversupply
04/25/21 09:50	0.0	13.00	04/25/21 13:04	0	*	NPM	Oversupply

Hawaiian Electric Company, Inc. Curtailment Report April 2021

Start Date/Time	Curtailment Set Point	MW output prior to start of curtailment	End Date/Time	MW output after curtailment released	Estimated MWh of curtailed energy during event (1)	IPP/Facility	Reason for Curtailment
04/25/21 10:23	4.5	6.03	04/25/21 10:30	4.62	*	Lani	Oversupply
04/25/21 10:23	35.5	46.08	04/25/21 10:30	35.76	*	Waipio	Oversupply
04/25/21 10:30	3.4	4.62	04/25/21 10:35	3.45	*	Lani	Oversupply
04/25/21 10:30	26.6	35.76	04/25/21 10:35	28.26	*	Waipio	Oversupply
04/25/21 10:35	2.1	3.45	04/25/21 10:40	2.23	*	Lani	Oversupply
04/25/21 10:35	17.9	28.26	04/25/21 10:40	20.52	*	Waipio	Oversupply
04/25/21 10:40	0.9	2.23	04/25/21 10:46	1.01	*	Lani	Oversupply
04/25/21 10:40	9.1	20.52	04/25/21 10:46	10.9	*	Waipio	Oversupply
04/25/21 10:46	0.0	1.01	04/25/21 12:49	0	*	Lani	Oversupply
04/25/21 10:46	0.0	10.9	04/25/21 12:49	0	*	Waipio	Oversupply
04/26/21 09:58	0.0	-11.08	04/26/21 11:16	0	*	KSMauka	Oversupply
04/26/21 09:58	0.0	-8.60	04/26/21 10:51	0	*	KSMakai	Oversupply
04/26/21 09:58	0.0	2.46	04/26/21 10:51	0	*	Aloha2	Oversupply
04/27/21 09:11	0.0	24.90	04/27/21 09:28	0	*	KSMauka	Oversupply
04/27/21 09:11	0.0	12.40	04/27/21 09:28	0	*	KSMakai	Oversupply
04/28/21 05:56	0.0	0.00	04/29/21 10:00	0	*	KREP	System Constraints
04/28/21 05:54	0.0	0.00	04/28/21 18:00	0	93.76	WestL	System Constraints
04/29/21 09:33	0.0	26.10	04/29/21 10:45	0	*	KSMauka	Oversupply
04/29/21 09:33	0.0	14.20	04/29/21 10:45	0	*	KSMakai	Oversupply
04/29/21 07:48	0.0	4.00	04/29/21 10:24	0	*	KWMakai	System Constraints
04/30/21 06:21	0.0	0.00	04/30/21 09:01	0	13.69	WestL	System Constraints
04/30/21 06:23	0.0	1.50	04/30/21 08:59	0	*	KREP	System Constraints
04/30/21 06:25	0.0	0.00	04/30/21 08:54	0	*	KLS2	System Constraints
04/30/21 13:56	0.0	13.40	04/30/21 14:28	0	8.91	WestL	System Constraints
04/30/21 13:57	0.0	1.50	04/30/21 14:27	0	*	KREP	System Constraints
04/30/21 13:58	0.0	1.80	04/30/21 14:26	0	*	KLS2	System Constraints

- Aloha1 = Aloha Solar Energy Fund I
- Aloha2 = Aloha Solar Energy Fund II
- KLS2 = Kalaeloa Solar Two
- KREP = Kalaeloa Renewable Energy Partners
- KWF = Kahuku Wind Power
- Lani = Lanikuhana Solar
- MFO = Mauka FIT One Solar
- NPM = Na Pua Makani Power Partners
- KSMakai = Kawaiiloa Solar Makai
- KSMauka = Kawaiiloa Solar Mauka
- KWMakai = Kawaiiloa Wind Makai
- KWMauka = Kawaiiloa Wind Mauka
- North = Waihonu North
- South = Waihonu South
- Waianae = EE Waianae Solar Project
- Waipio = Waipio PV
- WestL = West Loch PV

(1) The estimated MWh of energy curtailed during the event is supplied by IPP, and HECO does not make any representations as to its accuracy.

* Data has not been provided by IPP.



Maui Curtailment Report

Start Date and Time	Duration (minutes)	IPP Curtailed	Estimated Curtailed MWH	Peak MW Curtailed	Reasons for Curtailment
4/1/2021 0:00	0:43	KWPPII	10.92100	19.21064	Oversupply
4/1/2021 0:21	0:06	AWE	0.05471	21.00000	Oversupply
4/1/2021 0:28	0:09	AWE	0.11470	21.00000	Oversupply
4/1/2021 0:45	2:52	KWPPII	46.86899	19.21064	Oversupply
4/1/2021 1:46	0:05	AWE	0.12149	20.20000	Oversupply
4/1/2021 1:53	0:01	AWE	0.00573	18.00000	Oversupply
4/1/2021 1:55	0:01	AWE	0.00780	17.70000	Oversupply
4/1/2021 2:05	0:12	AWE	0.10772	17.40000	Oversupply
4/1/2021 2:18	0:04	AWE	0.06410	17.80000	Oversupply
4/1/2021 2:24	0:06	AWE	0.13010	18.60000	Oversupply
4/1/2021 2:32	0:02	AWE	0.01246	16.60000	Oversupply
4/1/2021 2:38	0:10	AWE	0.15128	18.70000	Oversupply
4/1/2021 2:53	0:01	AWE	0.00571	16.70000	Oversupply
4/1/2021 2:55	0:08	AWE	0.11866	18.30000	Oversupply
4/1/2021 3:05	0:02	AWE	0.00779	17.00000	Oversupply
4/1/2021 3:10	0:03	AWE	0.01751	17.00000	Oversupply
4/1/2021 3:19	0:02	AWE	0.02792	17.60000	Oversupply
4/1/2021 3:24	0:04	AWE	0.02321	17.10000	Oversupply
4/1/2021 3:30	0:01	AWE	0.00456	18.60000	Oversupply
4/1/2021 3:39	2:12	KWPPII	17.88158	19.17072	Oversupply
4/1/2021 6:19	12:22	BS250	Data is not available	Data is not available	System Constraint
4/1/2021 6:19	10:35	SSA2	10.48455	-0.00600	System Constraint
4/1/2021 8:07	2:05	17-2	0.85186	0.75000	Oversupply
4/1/2021 8:08	2:04	KWPPII	20.48180	18.71865	Oversupply
4/1/2021 8:08	2:02	SSA3	2.64267	0.01600	Oversupply
4/1/2021 8:48	0:02	AWE	0.00512	16.00000	Oversupply
4/1/2021 9:50	0:02	AWE	0.00930	17.30000	Oversupply
4/1/2021 9:55	0:06	AWE	0.11883	18.30000	Oversupply
4/1/2021 10:03	0:05	AWE	0.15411	19.10000	Oversupply
4/1/2021 10:13	0:56	SSA3	2.30449	0.14000	Oversupply
4/1/2021 10:14	0:55	17-2	0.52748	0.75000	Oversupply
4/1/2021 10:14	0:55	KWPPII	15.40866	19.03699	Oversupply
4/1/2021 10:24	0:03	AWE	0.03668	18.50000	Oversupply
4/1/2021 10:28	0:16	AWE	0.94337	17.10000	Oversupply
4/1/2021 10:48	0:05	AWE	0.18499	16.50000	Oversupply
4/1/2021 10:58	0:01	AWE	0.00104	14.70000	Oversupply
4/1/2021 11:00	0:05	AWE	0.08782	15.40000	Oversupply
4/1/2021 11:11	5:08	17-2	3.62882	0.75000	Oversupply
4/1/2021 11:12	2:15	KWPPII	21.40204	18.40928	Oversupply
4/1/2021 11:12	2:15	SSA3	4.48917	0.03100	Oversupply
4/1/2021 13:00	0:07	AWE	0.16811	14.30000	Oversupply
4/1/2021 13:08	0:13	AWE	0.37764	16.00000	Oversupply
4/1/2021 13:22	0:01	AWE	0.00218	14.40000	Oversupply
4/1/2021 13:27	0:02	SSA3	0.09748	0.10900	Oversupply
4/1/2021 13:29	1:05	KWPPII	13.57954	19.01404	Oversupply
4/1/2021 13:29	2:33	SSA3	6.60585	-0.00100	Oversupply
4/1/2021 13:54	0:03	AWE	0.01285	17.60000	Oversupply
4/1/2021 14:00	2:01	SSA2	3.76040	-0.00200	Oversupply
4/1/2021 14:19	0:01	AWE	0.00890	18.10000	Oversupply
4/1/2021 14:21	0:01	AWE	0.00040	18.30000	Oversupply
4/1/2021 14:35	1:26	KWPPII	16.63249	20.43313	Oversupply
4/1/2021 14:53	0:02	AWE	0.00889	19.20000	Oversupply
4/1/2021 16:00	0:02	SSA2	0.05336	-0.00200	Oversupply
4/1/2021 16:02	0:02	SSA3	0.05925	0.34100	Oversupply
4/1/2021 16:02	0:02	SSA2	0.05336	0.05500	Oversupply
4/1/2021 16:04	0:04	KWPPII	0.12177	20.14473	Oversupply
4/1/2021 16:04	0:04	SSA3	0.11849	0.00600	Oversupply
4/1/2021 16:04	0:04	SSA2	0.10628	0.00300	Oversupply
4/1/2021 16:08	0:02	SSA3	0.05925	0.02400	Oversupply
4/1/2021 16:08	0:02	SSA2	0.05292	-0.00100	Oversupply
4/1/2021 16:10	0:02	SSA3	0.05925	0.46000	Oversupply
4/1/2021 16:10	0:02	SSA2	0.05336	0.27300	Oversupply
4/1/2021 16:11	0:02	KWPPII	0.01243	20.41417	Oversupply
4/1/2021 16:12	0:02	SSA3	0.05925	0.01400	Oversupply
4/1/2021 16:12	0:02	SSA2	0.05336	0.16600	Oversupply
4/1/2021 16:14	0:02	SSA3	0.02185	0.48000	Oversupply
4/1/2021 16:14	0:02	SSA2	0.01883	0.22400	Oversupply
4/1/2021 16:16	0:02	SSA3	0.00827	0.51300	Oversupply
4/1/2021 16:16	0:02	SSA2	0.00764	0.42100	Oversupply
4/1/2021 16:20	0:01	17-2	0.00005	0.53300	Oversupply
4/2/2021 0:15	0:01	KWPPII	0.00030	19.01803	Oversupply
4/2/2021 0:46	0:21	KWPPII	0.52085	18.81645	Oversupply
4/2/2021 1:08	3:09	KWPPII	13.87187	19.09288	Oversupply
4/2/2021 4:18	1:19	KWPPII	6.93961	18.92123	Oversupply
4/2/2021 6:18	12:24	BS250	Data is not available	Data is not available	System Constraint



Maui Curtailment Report

Start Date and Time	Duration (minutes)	IPP Curtailed	Estimated Curtailed MWH	Peak MW Curtailed	Reasons for Curtailment
4/2/2021 7:14	0:26	17-2	0.06114	0.25600	Oversupply
4/2/2021 7:14	0:02	SSA2	0.00175	0.05500	Oversupply
4/2/2021 7:15	0:02	SSA3	0.01846	0.37100	Oversupply
4/2/2021 7:17	0:20	KWP/II	0.24586	19.06095	Oversupply
4/2/2021 7:17	0:20	SSA3	0.17694	0.01000	Oversupply
4/2/2021 7:18	0:20	SSA2	0.06651	-0.00100	Oversupply
4/2/2021 7:37	0:02	SSA3	0.01708	0.10600	Oversupply
4/2/2021 8:36	0:01	17-2	0.00110	0.16600	Oversupply
4/2/2021 8:36	0:02	SSA3	0.00648	1.62800	Oversupply
4/2/2021 8:38	0:02	17-2	0.00495	0.30600	Oversupply
4/2/2021 8:38	0:02	SSA3	0.00653	1.16100	Oversupply
4/2/2021 8:38	0:02	SSA2	0.00257	0.80000	Oversupply
4/2/2021 8:44	0:07	17-2	0.02983	0.74800	Oversupply
4/2/2021 8:44	0:02	SSA2	0.01151	0.86800	Oversupply
4/2/2021 8:46	0:02	SSA3	0.01663	0.64000	Oversupply
4/2/2021 8:46	0:02	SSA2	0.01766	0.81600	Oversupply
4/2/2021 8:48	0:02	SSA3	0.01663	1.42300	Oversupply
4/2/2021 8:48	0:02	SSA2	0.01751	0.91900	Oversupply
4/2/2021 8:52	0:52	17-2	0.44065	0.75000	Oversupply
4/2/2021 8:52	0:02	SSA3	0.01650	1.19400	Oversupply
4/2/2021 8:52	0:02	SSA2	0.01751	0.77300	Oversupply
4/2/2021 8:54	0:08	KWP/II	0.15605	16.89638	Oversupply
4/2/2021 8:54	0:10	SSA3	0.18906	0.00500	Oversupply
4/2/2021 8:54	0:06	SSA2	0.05814	0.01500	Oversupply
4/2/2021 9:00	0:02	SSA2	0.03527	-0.00100	Oversupply
4/2/2021 9:02	0:02	SSA2	0.03586	0.02600	Oversupply
4/2/2021 9:04	0:02	SSA3	0.06858	0.00000	Oversupply
4/2/2021 9:04	0:02	SSA2	0.03527	0.11000	Oversupply
4/2/2021 9:06	0:01	KWP/II	0.00822	17.12890	Oversupply
4/2/2021 9:06	0:02	SSA3	0.06858	0.00200	Oversupply
4/2/2021 9:06	0:02	SSA2	0.03556	0.00000	Oversupply
4/2/2021 9:08	0:02	SSA3	0.06801	0.37800	Oversupply
4/2/2021 9:08	0:02	SSA2	0.03556	-0.00200	Oversupply
4/2/2021 9:10	0:26	KWP/II	1.76546	17.30754	Oversupply
4/2/2021 9:10	0:26	SSA3	0.85138	0.00100	Oversupply
4/2/2021 9:10	0:26	SSA2	0.46667	-0.00200	Oversupply
4/2/2021 9:36	0:02	SSA3	0.04255	0.01600	Oversupply
4/2/2021 9:37	0:02	SSA2	0.02228	0.08700	Oversupply
4/2/2021 9:38	0:02	SSA3	0.04255	0.12400	Oversupply
4/2/2021 9:39	0:01	KWP/II	0.00263	16.15789	Oversupply
4/2/2021 9:39	0:02	SSA2	0.02228	0.13600	Oversupply
4/2/2021 9:40	0:02	SSA3	0.04255	0.44800	Oversupply
4/2/2021 9:41	0:02	SSA2	0.02209	0.17900	Oversupply
4/2/2021 9:42	0:02	SSA3	0.04255	1.74300	Oversupply
4/2/2021 9:43	0:02	SSA2	0.02188	0.94400	Oversupply
4/2/2021 9:48	0:03	17-2	0.01587	0.75000	Oversupply
4/2/2021 9:53	0:16	17-2	0.16443	0.75000	Oversupply
4/2/2021 9:53	0:02	SSA2	0.01340	1.20000	Oversupply
4/2/2021 9:54	0:02	SSA3	0.02929	1.11200	Oversupply
4/2/2021 9:55	0:02	SSA2	0.01340	1.39100	Oversupply
4/2/2021 9:56	0:02	SSA3	0.02929	1.49400	Oversupply
4/2/2021 9:57	0:02	SSA2	0.01329	0.98700	Oversupply
4/2/2021 9:58	0:02	SSA3	0.02929	1.05200	Oversupply
4/2/2021 9:59	0:04	SSA2	0.01429	0.96900	Oversupply
4/2/2021 10:00	0:02	SSA3	0.02707	0.31200	Oversupply
4/2/2021 10:02	0:02	SSA3	0.02707	1.49100	Oversupply
4/2/2021 10:03	0:02	SSA2	0.01172	0.91200	Oversupply
4/2/2021 10:04	0:02	SSA3	0.02707	2.09100	Oversupply
4/2/2021 10:06	0:02	SSA3	0.02707	2.57800	Oversupply
4/2/2021 10:07	0:02	SSA2	0.01162	1.66200	Oversupply
4/2/2021 10:22	3:29	17-2	1.79795	0.75000	Oversupply
4/2/2021 10:24	0:02	SSA3	0.00616	0.78500	Oversupply
4/2/2021 10:25	0:02	SSA2	0.00962	1.75800	Oversupply
4/2/2021 10:27	0:02	SSA3	0.00616	0.59700	Oversupply
4/2/2021 10:29	0:02	SSA3	0.01581	0.17100	Oversupply
4/2/2021 10:29	0:04	SSA2	0.10454	0.66200	Oversupply
4/2/2021 10:30	0:19	KWP/II	0.43570	14.66894	Oversupply
4/2/2021 10:31	0:18	SSA3	0.30433	0.00300	Oversupply
4/2/2021 10:33	0:16	SSA2	0.46375	-0.00200	Oversupply
4/2/2021 10:49	0:02	SSA3	0.04392	0.03700	Oversupply
4/2/2021 10:49	0:02	SSA2	0.04802	-0.00200	Oversupply
4/2/2021 10:53	0:02	SSA3	0.04465	0.26300	Oversupply
4/2/2021 10:53	0:02	SSA2	0.04802	0.26800	Oversupply
4/2/2021 10:55	0:54	KWP/II	5.93203	14.03225	Oversupply
4/2/2021 10:55	0:54	SSA3	0.74070	0.00500	Oversupply



Maui Curtailment Report

Start Date and Time	Duration (minutes)	IPP Curtailed	Estimated Curtailed MWH	Peak MW Curtailed	Reasons for Curtailment
4/2/2021 10:55	0:54	SSA2	1.40454	0.00500	Oversupply
4/2/2021 11:49	0:02	SSA3	0.04084	0.13100	Oversupply
4/2/2021 11:49	0:02	SSA2	0.05626	0.27000	Oversupply
4/2/2021 11:51	0:02	SSA3	0.04051	0.32800	Oversupply
4/2/2021 11:51	0:02	SSA2	0.05626	1.16300	Oversupply
4/2/2021 11:53	0:02	SSA3	0.04084	0.01100	Oversupply
4/2/2021 11:53	0:02	SSA2	0.05580	0.01900	Oversupply
4/2/2021 11:55	0:02	SSA3	0.04084	0.08900	Oversupply
4/2/2021 11:55	0:02	SSA2	0.05626	0.55600	Oversupply
4/2/2021 11:57	1:10	SSA3	3.18800	0.00200	Oversupply
4/2/2021 11:57	1:10	SSA2	1.80040	0.01300	Oversupply
4/2/2021 11:58	1:09	KWP11	6.20527	15.12401	Oversupply
4/2/2021 13:08	0:02	SSA3	0.09512	0.07300	Oversupply
4/2/2021 13:08	0:02	SSA2	0.06247	0.05600	Oversupply
4/2/2021 13:10	0:02	SSA3	0.09512	0.11300	Oversupply
4/2/2021 13:10	0:02	SSA2	0.06299	0.13200	Oversupply
4/2/2021 13:11	0:01	KWP11	0.00850	8.74309	Oversupply
4/2/2021 13:12	0:02	SSA3	0.09512	0.01100	Oversupply
4/2/2021 13:12	0:02	SSA2	0.06299	-0.00200	Oversupply
4/2/2021 13:13	0:01	KWP11	0.01237	9.74204	Oversupply
4/2/2021 13:14	0:02	SSA3	0.08039	0.10000	Oversupply
4/2/2021 13:14	0:02	SSA2	0.05459	-0.00300	Oversupply
4/2/2021 13:16	0:02	SSA3	0.07226	0.12100	Oversupply
4/2/2021 13:16	0:02	SSA2	0.05047	-0.00200	Oversupply
4/2/2021 13:18	0:02	SSA3	0.07167	0.33100	Oversupply
4/2/2021 13:18	0:02	SSA2	0.05173	0.12400	Oversupply
4/2/2021 13:20	0:01	KWP11	0.00369	9.22111	Oversupply
4/2/2021 13:20	0:02	SSA3	0.07286	0.03200	Oversupply
4/2/2021 13:20	0:02	SSA2	0.05089	0.01800	Oversupply
4/2/2021 13:22	0:02	SSA3	0.07286	0.31600	Oversupply
4/2/2021 13:22	0:02	SSA2	0.05089	0.10600	Oversupply
4/2/2021 13:24	0:02	SSA3	0.07226	1.56700	Oversupply
4/2/2021 13:24	0:02	SSA2	0.05089	0.34700	Oversupply
4/2/2021 13:26	0:02	SSA3	0.07226	1.07800	Oversupply
4/2/2021 13:26	0:02	SSA2	0.05047	1.24200	Oversupply
4/2/2021 13:28	0:02	SSA3	0.06649	0.65800	Oversupply
4/2/2021 13:28	0:02	SSA2	0.04055	0.69600	Oversupply
4/2/2021 13:30	0:02	SSA3	0.03986	0.89900	Oversupply
4/2/2021 13:30	0:02	SSA2	0.01055	0.88900	Oversupply
4/2/2021 13:32	0:02	SSA3	0.03986	1.35300	Oversupply
4/2/2021 13:32	0:02	SSA2	0.01047	1.77200	Oversupply
4/2/2021 13:34	0:02	SSA3	0.03986	1.56200	Oversupply
4/2/2021 13:34	0:02	SSA2	0.01055	0.73100	Oversupply
4/2/2021 13:36	0:02	SSA3	0.03986	1.62900	Oversupply
4/2/2021 13:38	0:02	SSA3	0.03986	1.09400	Oversupply
4/2/2021 13:38	0:02	SSA2	0.01055	1.73400	Oversupply
4/2/2021 13:40	0:02	SSA3	0.03986	1.29400	Oversupply
4/2/2021 13:40	0:02	SSA2	0.01047	1.62500	Oversupply
4/2/2021 13:44	0:02	SSA3	0.02314	2.72500	Oversupply
4/2/2021 13:44	0:02	SSA2	-0.00130	2.19600	Oversupply
4/2/2021 13:46	0:02	SSA3	0.02386	2.30100	Oversupply
4/2/2021 13:48	0:02	SSA3	0.02367	1.88300	Oversupply
4/2/2021 13:48	0:02	SSA2	-0.00424	1.79300	Oversupply
4/2/2021 13:53	0:09	17-2	0.07000	0.75000	Oversupply
4/2/2021 13:54	0:02	SSA3	0.02386	0.41400	Oversupply
4/2/2021 13:54	0:02	SSA2	-0.00420	2.18200	Oversupply
4/2/2021 13:56	0:02	SSA3	0.02386	2.00500	Oversupply
4/2/2021 14:03	0:03	17-2	0.03750	0.75000	Oversupply
4/2/2021 14:36	0:13	17-2	0.07200	0.75000	Oversupply
4/2/2021 15:33	0:05	17-2	0.00129	0.75000	Oversupply
4/2/2021 15:39	0:01	17-2	0.00034	0.71900	Oversupply
4/2/2021 15:41	0:04	17-2	0.02850	0.75000	Oversupply
4/2/2021 15:47	0:02	SSA3	0.01761	1.99000	Oversupply
4/2/2021 15:48	0:05	17-2	0.04622	0.75000	Oversupply
4/2/2021 15:49	0:02	SSA3	0.01761	0.20100	Oversupply
4/2/2021 15:54	0:17	17-2	0.17198	0.68900	Oversupply
4/2/2021 15:55	0:02	SSA3	0.01775	0.12600	Oversupply
4/2/2021 15:57	0:02	SSA3	0.01761	2.34500	Oversupply
4/2/2021 15:59	0:02	SSA2	0.03432	1.82500	Oversupply
4/2/2021 15:59	0:02	SSA3	0.03724	0.13100	Oversupply
4/2/2021 16:01	0:02	SSA2	0.02947	0.88700	Oversupply
4/2/2021 16:01	0:02	SSA3	0.03752	0.77900	Oversupply
4/2/2021 16:03	0:03	KWP11	0.04325	18.33743	Oversupply
4/2/2021 16:03	0:06	SSA2	0.08841	-0.00200	Oversupply
4/2/2021 16:03	0:04	SSA3	0.07536	0.00300	Oversupply



Maui Curtailment Report

Start Date and Time	Duration (minutes)	IPP Curtailed	Estimated Curtailed MWH	Peak MW Curtailed	Reasons for Curtailment
4/2/2021 16:07	0:02	SSA3	0.03752	-0.00200	Oversupply
4/2/2021 16:09	0:02	SSA2	0.02923	0.31100	Oversupply
4/2/2021 16:09	0:02	SSA3	0.03752	0.52500	Oversupply
4/2/2021 16:11	0:02	SSA3	0.03752	2.31700	Oversupply
4/2/2021 16:12	0:14	17-2	0.13500	0.64600	Oversupply
4/2/2021 16:13	0:02	SSA2	0.02860	0.86800	Oversupply
4/2/2021 16:13	0:02	SSA3	0.03889	1.41300	Oversupply
4/2/2021 16:15	0:02	SSA2	0.03906	0.62900	Oversupply
4/2/2021 16:15	0:02	SSA3	0.04584	0.45800	Oversupply
4/2/2021 16:17	0:02	KWP	0.02214	18.67673	Oversupply
4/2/2021 16:17	0:06	SSA2	0.11718	0.01400	Oversupply
4/2/2021 16:17	0:04	SSA3	0.09168	0.01800	Oversupply
4/2/2021 16:20	0:01	KWP	0.00720	18.43223	Oversupply
4/2/2021 16:21	0:02	SSA3	0.04584	-0.00200	Oversupply
4/2/2021 16:23	0:02	SSA2	0.03874	0.09200	Oversupply
4/2/2021 16:23	0:02	SSA3	0.04584	0.22400	Oversupply
4/2/2021 16:25	0:02	SSA2	0.03906	0.60300	Oversupply
4/2/2021 16:27	0:01	17-2	0.00747	0.44800	Oversupply
4/2/2021 16:29	0:02	17-2	0.01345	0.55100	Oversupply
4/2/2021 16:37	0:01	17-2	0.00205	0.51300	Oversupply
4/3/2021 0:17	0:01	KWP	0.00203	20.15471	Oversupply
4/3/2021 0:21	0:20	KWP	0.61678	20.34931	Oversupply
4/3/2021 0:46	0:02	KWP	0.01745	20.25550	Oversupply
4/3/2021 0:49	0:23	KWP	0.50600	20.67264	Oversupply
4/3/2021 1:14	4:11	KWP	24.27891	20.67165	Oversupply
4/3/2021 5:27	0:28	KWP	0.88637	20.67564	Oversupply
4/3/2021 6:17	12:25	BS250	Data is not available	Data is not available	System Constraint
4/3/2021 6:17	12:24	SSA3	18.48362	0.00000	Facility Requested
4/3/2021 8:24	0:01	17-2	0.00018	0.47100	Oversupply
4/3/2021 8:33	6:32	17-2	3.96730	0.75000	Oversupply
4/3/2021 8:33	0:02	SSA2	0.02313	0.76100	Oversupply
4/3/2021 8:35	0:01	KWP	0.00955	19.96709	Oversupply
4/3/2021 8:35	0:02	SSA2	0.02294	0.01200	Oversupply
4/3/2021 8:37	0:02	SSA2	0.02313	-0.00200	Oversupply
4/3/2021 8:39	0:05	KWP	0.15037	20.25151	Oversupply
4/3/2021 8:39	0:06	SSA2	0.07047	-0.00200	Oversupply
4/3/2021 8:45	0:02	SSA2	0.03205	0.14600	Oversupply
4/3/2021 8:47	0:02	SSA2	0.03232	0.11200	Oversupply
4/3/2021 8:48	1:45	KWP	20.98626	20.55489	Oversupply
4/3/2021 8:49	5:44	SSA2	8.12778	0.00200	Oversupply
4/3/2021 10:00	0:02	5A	Data is not available	Data is not available	Oversupply
4/3/2021 10:00	0:02	MS	Data is not available	Data is not available	Oversupply
4/3/2021 10:00	0:02	AWE	0.00500	0.20000	Oversupply
4/3/2021 10:03	0:01	AWE	0.00144	0.20000	Oversupply
4/3/2021 10:11	0:02	5A	Data is not available	Data is not available	Oversupply
4/3/2021 10:11	0:02	MS	Data is not available	Data is not available	Oversupply
4/3/2021 10:14	0:03	5A	Data is not available	Data is not available	Oversupply
4/3/2021 10:14	0:03	MS	Data is not available	Data is not available	Oversupply
4/3/2021 10:16	0:01	KWP	0.00066	13.00220	Oversupply
4/3/2021 10:18	0:03	5A	Data is not available	Data is not available	Oversupply
4/3/2021 10:18	0:03	MS	Data is not available	Data is not available	Oversupply
4/3/2021 10:20	0:01	AWE	0.00667	0.40000	Oversupply
4/3/2021 10:22	0:02	5A	Data is not available	Data is not available	Oversupply
4/3/2021 10:22	0:02	MS	Data is not available	Data is not available	Oversupply
4/3/2021 10:22	0:02	AWE	0.00583	0.20000	Oversupply
4/3/2021 10:27	0:01	5A	Data is not available	Data is not available	Oversupply
4/3/2021 10:27	0:01	MS	Data is not available	Data is not available	Oversupply
4/3/2021 10:34	4:00	KWP	71.48160	20.18265	Oversupply
4/3/2021 10:40	0:05	AWE	0.03776	1.80000	Oversupply
4/3/2021 10:42	0:01	5A	Data is not available	Data is not available	Oversupply
4/3/2021 10:42	0:01	MS	Data is not available	Data is not available	Oversupply
4/3/2021 10:46	0:02	AWE	0.03718	3.30000	Oversupply
4/3/2021 10:49	3:27	AWE	15.33986	16.80000	Oversupply
4/3/2021 10:50	0:02	5A	Data is not available	Data is not available	Oversupply
4/3/2021 10:50	0:02	MS	Data is not available	Data is not available	Oversupply
4/3/2021 10:51	0:01	KWP	0.00264	13.58242	Oversupply
4/3/2021 11:07	0:06	5A	Data is not available	Data is not available	Oversupply
4/3/2021 11:07	0:06	MS	Data is not available	Data is not available	Oversupply
4/3/2021 11:07	0:01	KWP	0.00088	12.26374	Oversupply
4/3/2021 11:09	0:01	KWP	0.00088	11.15604	Oversupply
4/3/2021 11:15	0:02	5A	Data is not available	Data is not available	Oversupply
4/3/2021 11:15	0:02	MS	Data is not available	Data is not available	Oversupply
4/3/2021 11:16	0:01	KWP	0.00176	14.32088	Oversupply
4/3/2021 11:18	0:01	5A	Data is not available	Data is not available	Oversupply
4/3/2021 11:18	0:01	MS	Data is not available	Data is not available	Oversupply



Maui Curtailment Report

Start Date and Time	Duration (minutes)	IPP Curtailed	Estimated Curtailed MWH	Peak MW Curtailed	Reasons for Curtailment
4/3/2021 11:20	0:08	5A	Data is not available	Data is not available	Oversupply
4/3/2021 11:20	0:08	MS	Data is not available	Data is not available	Oversupply
4/3/2021 11:21	0:02	KWP	0.00440	13.31868	Oversupply
4/3/2021 11:29	0:02	5A	Data is not available	Data is not available	Oversupply
4/3/2021 11:29	0:02	MS	Data is not available	Data is not available	Oversupply
4/3/2021 11:32	0:02	5A	Data is not available	Data is not available	Oversupply
4/3/2021 11:32	0:02	MS	Data is not available	Data is not available	Oversupply
4/3/2021 11:36	0:03	5A	Data is not available	Data is not available	Oversupply
4/3/2021 11:36	0:03	MS	Data is not available	Data is not available	Oversupply
4/3/2021 11:42	0:02	5A	Data is not available	Data is not available	Oversupply
4/3/2021 11:42	0:02	MS	Data is not available	Data is not available	Oversupply
4/3/2021 11:45	0:04	5A	Data is not available	Data is not available	Oversupply
4/3/2021 11:45	0:04	MS	Data is not available	Data is not available	Oversupply
4/3/2021 11:47	0:01	KWP	0.00176	12.73846	Oversupply
4/3/2021 11:50	0:12	5A	Data is not available	Data is not available	Oversupply
4/3/2021 11:50	0:12	MS	Data is not available	Data is not available	Oversupply
4/3/2021 12:03	0:05	5A	Data is not available	Data is not available	Oversupply
4/3/2021 12:03	0:05	MS	Data is not available	Data is not available	Oversupply
4/3/2021 12:07	0:01	KWP	0.00088	8.41319	Oversupply
4/3/2021 12:09	0:04	5A	Data is not available	Data is not available	Oversupply
4/3/2021 12:09	0:04	MS	Data is not available	Data is not available	Oversupply
4/3/2021 12:10	0:03	KWP	0.00276	7.56923	Oversupply
4/3/2021 12:14	0:03	5A	Data is not available	Data is not available	Oversupply
4/3/2021 12:14	0:03	MS	Data is not available	Data is not available	Oversupply
4/3/2021 12:16	0:01	KWP	0.00176	7.99121	Oversupply
4/3/2021 12:19	0:17	5A	Data is not available	Data is not available	Oversupply
4/3/2021 12:19	0:17	MS	Data is not available	Data is not available	Oversupply
4/3/2021 12:19	0:01	KWP	0.00088	9.78462	Oversupply
4/3/2021 12:23	0:02	KWP	0.00382	7.51648	Oversupply
4/3/2021 12:26	0:01	KWP	0.00176	6.77802	Oversupply
4/3/2021 12:32	0:02	KWP	0.00210	9.57363	Oversupply
4/3/2021 12:39	0:04	5A	Data is not available	Data is not available	Oversupply
4/3/2021 12:39	0:04	MS	Data is not available	Data is not available	Oversupply
4/3/2021 13:48	0:01	5A	Data is not available	Data is not available	Oversupply
4/3/2021 13:48	0:01	MS	Data is not available	Data is not available	Oversupply
4/3/2021 14:21	0:07	AWE	0.17187	18.60000	Oversupply
4/3/2021 14:33	0:02	SSA2	0.03694	-0.00100	Oversupply
4/3/2021 14:36	0:29	KWP	3.69555	20.46307	Oversupply
4/3/2021 14:37	0:28	SSA2	0.32255	0.00100	Oversupply
4/3/2021 16:07	0:06	17-2	0.02018	0.23600	Oversupply
4/3/2021 16:08	0:04	KWP	0.06806	20.66765	Oversupply
4/3/2021 16:08	0:04	SSA2	0.04975	0.09700	Oversupply
4/3/2021 16:12	0:02	SSA2	0.02498	-0.00200	Oversupply
4/3/2021 16:14	0:05	17-2	0.02360	0.43100	Oversupply
4/3/2021 16:14	0:02	SSA2	0.03818	0.00100	Oversupply
4/3/2021 16:16	0:02	SSA2	0.03174	0.00700	Oversupply
4/3/2021 16:31	0:31	17-2	0.08910	0.38100	Oversupply
4/3/2021 16:32	0:02	SSA2	0.00944	0.01400	Oversupply
4/3/2021 16:34	0:28	KWP	2.62776	20.70358	Oversupply
4/3/2021 16:34	0:28	SSA2	0.17365	0.01500	Oversupply
4/3/2021 17:28	0:02	SSA2	0.00689	0.67300	Oversupply
4/3/2021 17:29	0:24	KWP	1.33156	20.70558	Oversupply
4/3/2021 17:29	0:25	17-2	0.03758	0.27100	Oversupply
4/3/2021 17:30	0:24	SSA2	0.18944	0.01000	Oversupply
4/4/2021 0:14	0:02	KWP	0.01831	20.70757	Oversupply
4/4/2021 0:18	0:17	KWP	0.39160	20.70757	Oversupply
4/4/2021 0:36	2:11	KWP	23.68195	20.70757	Oversupply
4/4/2021 2:19	0:07	AWE	0.15285	14.30000	Oversupply
4/4/2021 2:27	0:06	AWE	0.09671	13.10000	Oversupply
4/4/2021 2:37	0:03	AWE	0.01040	12.20000	Oversupply
4/4/2021 2:41	0:02	AWE	0.00314	10.30000	Oversupply
4/4/2021 2:49	0:49	KWP	13.30867	20.70657	Oversupply
4/4/2021 3:24	0:02	AWE	0.00752	12.50000	Oversupply
4/4/2021 3:28	0:01	AWE	0.00605	13.30000	Oversupply
4/4/2021 3:31	0:02	AWE	0.01512	13.30000	Oversupply
4/4/2021 3:40	0:37	KWP	12.02477	20.70158	Oversupply
4/4/2021 3:45	0:01	AWE	0.00481	13.30000	Oversupply
4/4/2021 3:47	0:03	AWE	0.08191	14.70000	Oversupply
4/4/2021 3:51	0:03	AWE	0.09371	14.40000	Oversupply
4/4/2021 3:57	0:01	AWE	0.00505	15.20000	Oversupply
4/4/2021 3:59	0:01	AWE	0.00889	16.60000	Oversupply
4/4/2021 4:02	0:01	AWE	0.00663	14.80000	Oversupply
4/4/2021 4:09	0:01	AWE	0.00511	16.40000	Oversupply
4/4/2021 4:19	0:52	KWP	7.41592	20.69061	Oversupply
4/4/2021 5:13	0:01	KWP	0.00605	20.42615	Oversupply



Maui Curtailment Report

Start Date and Time	Duration (minutes)	IPP Curtailed	Estimated Curtailed MWH	Peak MW Curtailed	Reasons for Curtailment
4/4/2021 5:18	0:03	KWP/II	0.02393	20.43912	Oversupply
4/4/2021 6:16	12:25	SSA3	18.17062	0.00000	Facility Requested
4/4/2021 6:17	12:25	BS250	Data is not available	Data is not available	System Constraint
4/4/2021 7:19	0:01	AWE	0.00167	0.10000	Oversupply
4/4/2021 8:21	0:03	17-2	0.00362	0.12000	Oversupply
4/4/2021 8:21	0:02	SSA2	0.00236	0.63300	Oversupply
4/4/2021 8:25	0:02	17-2	0.00327	0.11400	Oversupply
4/4/2021 8:40	0:01	17-2	0.00265	0.15900	Oversupply
4/4/2021 8:40	0:02	SSA2	0.00232	0.78700	Oversupply
4/4/2021 8:46	8:40	17-2	3.65155	0.75000	Oversupply
4/4/2021 8:46	8:21	SSA2	11.01899	0.90600	Oversupply
4/4/2021 9:22	7:46	KWP/II	135.50212	20.70757	Oversupply
4/4/2021 9:36	0:03	AWE	0.04163	21.00000	Oversupply
4/4/2021 9:43	0:03	AWE	0.02062	21.00000	Oversupply
4/4/2021 9:47	0:01	AWE	0.00157	21.00000	Oversupply
4/4/2021 9:49	0:01	AWE	0.00391	21.00000	Oversupply
4/4/2021 9:52	0:01	AWE	0.00797	20.40000	Oversupply
4/4/2021 10:02	0:02	AWE	0.04941	20.60000	Oversupply
4/4/2021 10:07	4:32	AWE	34.07998	21.00000	Oversupply
4/4/2021 14:58	0:02	AWE	0.02313	19.10000	Oversupply
4/4/2021 17:06	0:02	SSA2	0.02113	0.01800	Oversupply
4/4/2021 17:08	0:04	SSA2	0.04261	0.23900	Oversupply
4/4/2021 17:13	0:02	SSA2	0.02131	0.91600	Oversupply
4/4/2021 17:17	0:02	SSA2	0.01587	0.95800	Oversupply
4/4/2021 17:19	0:06	KWP/II	0.09081	20.70458	Oversupply
4/4/2021 17:19	0:06	SSA2	0.04801	0.01400	Oversupply
4/4/2021 20:45	0:05	KWP/II	0.08332	20.70757	Oversupply
4/4/2021 21:17	0:05	KWP/II	0.05366	20.70757	Oversupply
4/4/2021 21:44	0:01	KWP/II	0.00606	20.70757	Oversupply
4/4/2021 21:48	0:25	KWP/II	0.33734	20.70757	Oversupply
4/4/2021 22:35	8:12	KWP/II	136.73765	20.70757	Oversupply
4/5/2021 0:47	4:23	AWE	32.94830	21.00000	Oversupply
4/5/2021 6:15	12:27	SSA3	18.17622	0.00000	Facility Requested
4/5/2021 6:16	12:26	BS250	Data is not available	Data is not available	System Constraint
4/5/2021 6:29	0:18	SSA2	0.00641	-0.00200	Oversupply
4/5/2021 6:51	0:02	SSA2	0.00048	0.03800	Oversupply
4/5/2021 6:52	0:02	KWP/II	0.02430	20.70757	Oversupply
4/5/2021 6:53	0:02	SSA2	0.00049	-0.00500	Oversupply
4/5/2021 6:55	0:02	SSA2	0.00049	-0.00700	Oversupply
4/5/2021 6:56	0:11	KWP/II	0.12952	20.70757	Oversupply
4/5/2021 6:57	0:10	SSA2	0.01151	-0.00800	Oversupply
4/5/2021 7:00	0:07	17-2	0.00307	0.04100	Oversupply
4/5/2021 7:13	9:45	17-2	4.21667	0.75000	Oversupply
4/5/2021 7:14	0:26	KWP/II	0.53842	20.70757	Oversupply
4/5/2021 7:14	7:45	SSA2	11.42303	0.00200	Oversupply
4/5/2021 7:41	7:18	KWP/II	127.75206	20.70757	Oversupply
4/5/2021 9:42	5:13	AWE	54.33858	21.00000	Oversupply
4/5/2021 13:00	0:04	5A	Data is not available	Data is not available	Oversupply
4/5/2021 13:00	0:04	MS	Data is not available	Data is not available	Oversupply
4/5/2021 13:00	0:01	KWP	0.00088	22.86593	Oversupply
4/5/2021 13:10	0:04	5A	Data is not available	Data is not available	Oversupply
4/5/2021 13:10	0:04	MS	Data is not available	Data is not available	Oversupply
4/5/2021 13:15	0:05	5A	Data is not available	Data is not available	Oversupply
4/5/2021 13:15	0:05	MS	Data is not available	Data is not available	Oversupply
4/5/2021 13:15	0:01	KWP	0.00440	21.70549	Oversupply
4/5/2021 13:21	0:02	5A	Data is not available	Data is not available	Oversupply
4/5/2021 13:21	0:02	MS	Data is not available	Data is not available	Oversupply
4/5/2021 13:24	0:02	5A	Data is not available	Data is not available	Oversupply
4/5/2021 13:24	0:02	MS	Data is not available	Data is not available	Oversupply
4/5/2021 13:28	0:02	5A	Data is not available	Data is not available	Oversupply
4/5/2021 13:28	0:02	MS	Data is not available	Data is not available	Oversupply
4/5/2021 13:28	0:01	KWP	0.00176	24.55385	Oversupply
4/5/2021 13:31	0:01	5A	Data is not available	Data is not available	Oversupply
4/5/2021 13:31	0:01	MS	Data is not available	Data is not available	Oversupply
4/5/2021 13:31	0:01	KWP	0.00176	24.55385	Oversupply
4/5/2021 13:33	0:01	5A	Data is not available	Data is not available	Oversupply
4/5/2021 13:33	0:01	MS	Data is not available	Data is not available	Oversupply
4/5/2021 14:59	0:02	SSA2	0.06433	0.09100	Oversupply
4/5/2021 15:01	1:24	KWP/II	12.82747	20.70757	Oversupply
4/5/2021 15:01	1:25	SSA2	1.97056	0.00400	Oversupply
4/5/2021 16:25	0:02	SSA2	0.02467	0.53000	Oversupply
4/5/2021 16:27	0:02	SSA2	0.02467	0.01000	Oversupply
4/5/2021 16:29	0:02	SSA2	0.02337	-0.00200	Oversupply
4/5/2021 16:31	0:02	SSA2	0.03575	-0.00200	Oversupply
4/5/2021 16:33	0:02	SSA2	0.03545	0.13800	Oversupply



Maui Curtailment Report

Start Date and Time	Duration (minutes)	IPP Curtailed	Estimated Curtailed MWH	Peak MW Curtailed	Reasons for Curtailment
4/5/2021 16:35	0:02	SSA2	0.03604	0.15300	Oversupply
4/5/2021 16:37	0:02	SSA2	0.03575	0.01900	Oversupply
4/5/2021 16:43	0:02	SSA2	0.03545	0.14700	Oversupply
4/5/2021 16:45	0:02	SSA2	0.02537	0.24400	Oversupply
4/5/2021 16:47	0:08	SSA2	0.10128	0.01800	Oversupply
4/5/2021 16:48	0:07	KWP	0.05959	20.70757	Oversupply
4/5/2021 17:00	0:03	17-2	0.01808	0.43500	Oversupply
4/5/2021 17:01	0:02	SSA2	0.00583	0.68000	Oversupply
4/5/2021 17:04	0:07	17-2	0.03037	0.38500	Oversupply
4/5/2021 17:05	0:02	SSA2	0.00588	0.79600	Oversupply
4/5/2021 17:07	0:02	SSA2	0.00588	0.37600	Oversupply
4/5/2021 17:09	0:02	SSA2	0.00583	0.02300	Oversupply
4/5/2021 22:56	0:01	AWE	0.00333	0.20000	Oversupply
4/5/2021 23:30	1:14	KWP	3.82034	20.70757	Oversupply
4/6/2021 0:45	4:22	KWP	31.93561	20.70757	Oversupply
4/6/2021 5:09	0:26	KWP	0.94633	20.70757	Oversupply
4/6/2021 6:14	2:38	SSA3	1.68068	0.00000	Facility Requested
4/6/2021 6:15	12:28	BS250	Data is not available	Data is not available	System Constraint
4/6/2021 7:14	1:11	17-2	0.12245	0.56900	Oversupply
4/6/2021 7:14	1:11	SSA2	0.43534	0.06400	Oversupply
4/6/2021 7:15	1:08	KWP	3.33952	20.70757	Oversupply
4/6/2021 8:24	0:01	KWP	0.00034	20.70757	Oversupply
4/6/2021 8:26	0:01	17-2	0.00802	0.62100	Oversupply
4/6/2021 8:33	6:56	17-2	2.32192	0.75000	Oversupply
4/6/2021 8:33	0:02	SSA2	0.02509	0.36200	Oversupply
4/6/2021 8:34	0:47	KWP	11.78423	20.70757	Oversupply
4/6/2021 8:35	0:46	SSA2	0.78017	-0.00200	Oversupply
4/6/2021 8:52	0:28	SSA3	1.69436	0.00000	Oversupply
4/6/2021 9:01	0:11	AWE	0.72644	21.00000	Oversupply
4/6/2021 9:13	0:04	AWE	0.12745	14.40000	Oversupply
4/6/2021 9:20	0:02	SSA3	0.13727	0.08900	Oversupply
4/6/2021 9:21	0:02	SSA2	0.03989	0.67800	Oversupply
4/6/2021 9:22	6:07	SSA3	30.69322	1.18400	Oversupply
4/6/2021 9:23	6:06	KWP	122.98176	20.70757	Oversupply
4/6/2021 9:23	6:06	SSA2	8.67503	0.01400	Oversupply
4/6/2021 9:44	0:37	AWE	4.86601	21.00000	Oversupply
4/6/2021 10:22	0:02	AWE	0.01023	9.30000	Oversupply
4/6/2021 10:26	0:28	AWE	1.46092	15.70000	Oversupply
4/6/2021 10:39	0:05	5A	Data is not available	Data is not available	Oversupply
4/6/2021 10:39	0:05	MS	Data is not available	Data is not available	Oversupply
4/6/2021 10:40	0:01	KWP	0.00088	26.61099	Oversupply
4/6/2021 10:43	0:01	KWP	0.00201	25.97802	Oversupply
4/6/2021 10:49	0:01	5A	Data is not available	Data is not available	Oversupply
4/6/2021 10:49	0:01	MS	Data is not available	Data is not available	Oversupply
4/6/2021 10:51	0:03	5A	Data is not available	Data is not available	Oversupply
4/6/2021 10:51	0:03	MS	Data is not available	Data is not available	Oversupply
4/6/2021 10:55	4:00	AWE	35.44085	21.00000	Oversupply
4/6/2021 11:02	0:01	5A	Data is not available	Data is not available	Oversupply
4/6/2021 11:02	0:01	MS	Data is not available	Data is not available	Oversupply
4/6/2021 11:06	0:01	5A	Data is not available	Data is not available	Oversupply
4/6/2021 11:06	0:01	MS	Data is not available	Data is not available	Oversupply
4/6/2021 11:21	0:02	5A	Data is not available	Data is not available	Oversupply
4/6/2021 11:21	0:02	MS	Data is not available	Data is not available	Oversupply
4/6/2021 11:25	0:07	5A	Data is not available	Data is not available	Oversupply
4/6/2021 11:25	0:07	MS	Data is not available	Data is not available	Oversupply
4/6/2021 11:25	0:01	KWP	0.00264	23.18242	Oversupply
4/6/2021 11:28	0:01	KWP	0.00088	20.70330	Oversupply
4/6/2021 11:33	0:03	5A	Data is not available	Data is not available	Oversupply
4/6/2021 11:33	0:03	MS	Data is not available	Data is not available	Oversupply
4/6/2021 11:37	0:05	5A	Data is not available	Data is not available	Oversupply
4/6/2021 11:37	0:05	MS	Data is not available	Data is not available	Oversupply
4/6/2021 11:37	0:01	KWP	0.00264	24.55385	Oversupply
4/6/2021 11:41	0:01	KWP	0.00176	20.01758	Oversupply
4/6/2021 11:55	0:01	5A	Data is not available	Data is not available	Oversupply
4/6/2021 11:55	0:01	MS	Data is not available	Data is not available	Oversupply
4/6/2021 12:00	0:01	5A	Data is not available	Data is not available	Oversupply
4/6/2021 12:00	0:01	MS	Data is not available	Data is not available	Oversupply
4/6/2021 12:03	0:02	5A	Data is not available	Data is not available	Oversupply
4/6/2021 12:03	0:02	MS	Data is not available	Data is not available	Oversupply
4/6/2021 12:03	0:02	KWP	0.00686	23.55165	Oversupply
4/6/2021 12:07	0:07	5A	Data is not available	Data is not available	Oversupply
4/6/2021 12:07	0:07	MS	Data is not available	Data is not available	Oversupply
4/6/2021 12:08	0:01	KWP	0.00176	23.28791	Oversupply
4/6/2021 12:12	0:02	KWP	0.00176	20.38681	Oversupply
4/6/2021 12:21	0:01	5A	Data is not available	Data is not available	Oversupply



Maui Curtailment Report

Start Date and Time	Duration (minutes)	IPP Curtailed	Estimated Curtailed MWH	Peak MW Curtailed	Reasons for Curtailment
4/6/2021 12:21	0:01	MS	Data is not available	Data is not available	Oversupply
4/6/2021 12:23	0:02	5A	Data is not available	Data is not available	Oversupply
4/6/2021 12:23	0:02	MS	Data is not available	Data is not available	Oversupply
4/6/2021 12:24	0:01	KWP	0.00176	23.55165	Oversupply
4/6/2021 14:58	0:09	AWE	0.26120	20.00000	Oversupply
4/6/2021 15:08	0:06	AWE	0.28946	19.50000	Oversupply
4/6/2021 15:16	0:05	AWE	0.16766	20.20000	Oversupply
4/6/2021 15:23	0:02	AWE	0.01308	19.40000	Oversupply
4/6/2021 15:31	1:29	17-2	0.39195	0.75000	Oversupply
4/6/2021 15:32	1:17	KWP	11.78537	20.70757	Oversupply
4/6/2021 15:32	1:16	SSA3	3.33167	0.01600	Oversupply
4/6/2021 15:32	1:18	SSA2	1.38485	0.00300	Oversupply
4/6/2021 16:48	0:02	SSA3	0.03147	-0.00200	Oversupply
4/6/2021 16:50	0:02	SSA2	0.04645	0.12100	Oversupply
4/6/2021 16:50	0:02	SSA3	0.03200	0.48100	Oversupply
4/6/2021 16:52	0:01	KWP	0.00218	20.64770	Oversupply
4/6/2021 16:52	0:02	SSA2	0.04683	0.07700	Oversupply
4/6/2021 16:52	0:02	SSA3	0.03147	0.15400	Oversupply
4/6/2021 16:54	0:04	KWP	0.11253	20.64071	Oversupply
4/6/2021 16:54	0:04	SSA2	0.09367	0.00500	Oversupply
4/6/2021 16:54	0:04	SSA3	0.06374	-0.00200	Oversupply
4/6/2021 16:58	0:02	SSA2	0.03589	-0.00200	Oversupply
4/6/2021 16:58	0:02	SSA3	0.02561	-0.00300	Oversupply
4/6/2021 17:02	0:02	SSA2	0.00332	0.87600	Oversupply
4/6/2021 22:23	0:11	KWP	0.15791	20.70757	Oversupply
4/6/2021 22:59	0:32	KWP	1.44102	20.70757	Oversupply
4/6/2021 23:32	0:03	KWP	0.02859	20.70757	Oversupply
4/6/2021 23:36	0:01	KWP	0.00002	20.70757	Oversupply
4/6/2021 23:39	0:01	KWP	0.00589	20.70757	Oversupply
4/6/2021 23:41	6:09	KWP	72.82227	20.70757	Oversupply
4/7/2021 5:51	0:04	KWP	0.03119	20.69160	Oversupply
4/7/2021 6:14	12:29	BS250	Data is not available	Data is not available	System Constraint
4/7/2021 7:18	0:52	17-2	0.19405	0.47200	Oversupply
4/7/2021 7:18	0:02	SSA3	0.01594	0.46900	Oversupply
4/7/2021 7:20	0:02	SSA2	0.00483	0.01200	Oversupply
4/7/2021 7:20	0:34	SSA3	0.38487	0.00500	Oversupply
4/7/2021 7:21	0:34	KWP	2.18609	20.70757	Oversupply
4/7/2021 7:22	0:34	SSA2	0.11188	0.00300	Oversupply
4/7/2021 7:55	0:02	SSA3	0.02336	0.14000	Oversupply
4/7/2021 7:56	0:02	SSA2	0.00847	0.01000	Oversupply
4/7/2021 7:57	0:02	SSA3	0.02336	0.73600	Oversupply
4/7/2021 7:58	0:02	SSA2	0.00670	0.41000	Oversupply
4/7/2021 8:04	0:02	SSA2	0.00427	0.48900	Oversupply
4/7/2021 8:11	8:34	17-2	4.98433	0.75000	Oversupply
4/7/2021 8:12	0:02	SSA2	0.00423	0.57600	Oversupply
4/7/2021 8:13	0:02	SSA3	0.01180	1.20900	Oversupply
4/7/2021 8:14	0:02	SSA2	0.01547	0.38800	Oversupply
4/7/2021 8:15	8:28	SSA3	17.56741	0.16000	Oversupply
4/7/2021 8:16	8:28	KWP	161.73257	20.70757	Oversupply
4/7/2021 8:16	8:27	SSA2	13.93362	0.00300	Oversupply
4/7/2021 8:24	0:01	AWE	0.00333	0.20000	Oversupply
4/7/2021 8:43	0:01	AWE	0.00833	0.50000	Oversupply
4/7/2021 8:55	0:03	AWE	0.01292	7.30000	Oversupply
4/7/2021 9:07	0:19	AWE	1.18177	12.20000	Oversupply
4/7/2021 9:27	5:18	AWE	52.03482	21.00000	Oversupply
4/7/2021 9:33	0:05	5A	Data is not available	Data is not available	Oversupply
4/7/2021 9:33	0:05	MS	Data is not available	Data is not available	Oversupply
4/7/2021 9:37	0:01	KWP	0.00615	20.91429	Oversupply
4/7/2021 9:39	0:10	5A	Data is not available	Data is not available	Oversupply
4/7/2021 9:39	0:10	MS	Data is not available	Data is not available	Oversupply
4/7/2021 9:39	0:01	KWP	0.00088	19.96483	Oversupply
4/7/2021 9:46	0:01	KWP	0.00176	16.16703	Oversupply
4/7/2021 9:50	0:03	5A	Data is not available	Data is not available	Oversupply
4/7/2021 9:50	0:03	MS	Data is not available	Data is not available	Oversupply
4/7/2021 9:54	0:09	5A	Data is not available	Data is not available	Oversupply
4/7/2021 9:54	0:09	MS	Data is not available	Data is not available	Oversupply
4/7/2021 9:58	0:01	KWP	0.00088	14.10989	Oversupply
4/7/2021 10:00	0:01	KWP	0.00088	13.95165	Oversupply
4/7/2021 10:02	0:01	KWP	0.00088	13.42418	Oversupply
4/7/2021 10:04	0:04	5A	Data is not available	Data is not available	Oversupply
4/7/2021 10:04	0:04	MS	Data is not available	Data is not available	Oversupply
4/7/2021 10:06	0:01	KWP	0.00088	12.73846	Oversupply
4/7/2021 10:09	0:01	5A	Data is not available	Data is not available	Oversupply
4/7/2021 10:09	0:01	MS	Data is not available	Data is not available	Oversupply
4/7/2021 10:11	0:06	5A	Data is not available	Data is not available	Oversupply



Maui Curtailment Report

Start Date and Time	Duration (minutes)	IPP Curtailed	Estimated Curtailed MWH	Peak MW Curtailed	Reasons for Curtailment
4/7/2021 10:11	0:06	MS	Data is not available	Data is not available	Oversupply
4/7/2021 10:16	0:01	KWP	0.00088	11.10330	Oversupply
4/7/2021 10:18	0:01	5A	Data is not available	Data is not available	Oversupply
4/7/2021 10:18	0:01	MS	Data is not available	Data is not available	Oversupply
4/7/2021 10:18	0:01	KWP	0.00088	10.15385	Oversupply
4/7/2021 10:21	0:01	5A	Data is not available	Data is not available	Oversupply
4/7/2021 10:21	0:01	MS	Data is not available	Data is not available	Oversupply
4/7/2021 10:25	0:05	5A	Data is not available	Data is not available	Oversupply
4/7/2021 10:25	0:05	MS	Data is not available	Data is not available	Oversupply
4/7/2021 10:32	0:03	5A	Data is not available	Data is not available	Oversupply
4/7/2021 10:32	0:03	MS	Data is not available	Data is not available	Oversupply
4/7/2021 10:32	0:03	KWP	0.00527	9.52088	Oversupply
4/7/2021 10:36	0:03	5A	Data is not available	Data is not available	Oversupply
4/7/2021 10:36	0:03	MS	Data is not available	Data is not available	Oversupply
4/7/2021 10:41	0:07	5A	Data is not available	Data is not available	Oversupply
4/7/2021 10:41	0:07	MS	Data is not available	Data is not available	Oversupply
4/7/2021 10:49	0:02	5A	Data is not available	Data is not available	Oversupply
4/7/2021 10:49	0:02	MS	Data is not available	Data is not available	Oversupply
4/7/2021 10:49	0:01	KWP	0.00088	4.35165	Oversupply
4/7/2021 10:52	0:09	5A	Data is not available	Data is not available	Oversupply
4/7/2021 10:52	0:09	MS	Data is not available	Data is not available	Oversupply
4/7/2021 10:55	0:01	KWP	0.00088	4.87912	Oversupply
4/7/2021 10:57	0:01	KWP	0.00181	4.56264	Oversupply
4/7/2021 11:03	0:01	5A	Data is not available	Data is not available	Oversupply
4/7/2021 11:03	0:01	MS	Data is not available	Data is not available	Oversupply
4/7/2021 11:03	0:01	KWP	0.00440	5.30110	Oversupply
4/7/2021 11:05	0:01	5A	Data is not available	Data is not available	Oversupply
4/7/2021 11:05	0:01	MS	Data is not available	Data is not available	Oversupply
4/7/2021 11:08	0:01	5A	Data is not available	Data is not available	Oversupply
4/7/2021 11:08	0:01	MS	Data is not available	Data is not available	Oversupply
4/7/2021 11:12	0:06	5A	Data is not available	Data is not available	Oversupply
4/7/2021 11:12	0:06	MS	Data is not available	Data is not available	Oversupply
4/7/2021 11:17	0:01	KWP	0.00176	3.45495	Oversupply
4/7/2021 11:19	0:02	5A	Data is not available	Data is not available	Oversupply
4/7/2021 11:19	0:02	MS	Data is not available	Data is not available	Oversupply
4/7/2021 11:22	0:01	5A	Data is not available	Data is not available	Oversupply
4/7/2021 11:22	0:01	MS	Data is not available	Data is not available	Oversupply
4/7/2021 11:26	0:02	5A	Data is not available	Data is not available	Oversupply
4/7/2021 11:26	0:02	MS	Data is not available	Data is not available	Oversupply
4/7/2021 11:29	0:03	5A	Data is not available	Data is not available	Oversupply
4/7/2021 11:29	0:03	MS	Data is not available	Data is not available	Oversupply
4/7/2021 11:30	0:01	KWP	0.00088	6.46154	Oversupply
4/7/2021 11:33	0:03	5A	Data is not available	Data is not available	Oversupply
4/7/2021 11:33	0:03	MS	Data is not available	Data is not available	Oversupply
4/7/2021 11:34	0:01	KWP	0.00088	3.66593	Oversupply
4/7/2021 11:37	0:01	5A	Data is not available	Data is not available	Oversupply
4/7/2021 11:37	0:01	MS	Data is not available	Data is not available	Oversupply
4/7/2021 11:39	0:02	5A	Data is not available	Data is not available	Oversupply
4/7/2021 11:39	0:02	MS	Data is not available	Data is not available	Oversupply
4/7/2021 11:43	0:05	5A	Data is not available	Data is not available	Oversupply
4/7/2021 11:43	0:05	MS	Data is not available	Data is not available	Oversupply
4/7/2021 11:54	0:02	5A	Data is not available	Data is not available	Oversupply
4/7/2021 11:54	0:02	MS	Data is not available	Data is not available	Oversupply
4/7/2021 11:57	0:03	5A	Data is not available	Data is not available	Oversupply
4/7/2021 11:57	0:03	MS	Data is not available	Data is not available	Oversupply
4/7/2021 11:59	0:01	KWP	0.00088	4.56264	Oversupply
4/7/2021 12:03	0:01	5A	Data is not available	Data is not available	Oversupply
4/7/2021 12:03	0:01	MS	Data is not available	Data is not available	Oversupply
4/7/2021 12:03	0:01	KWP	0.00010	4.14066	Oversupply
4/7/2021 12:06	0:02	5A	Data is not available	Data is not available	Oversupply
4/7/2021 12:06	0:02	MS	Data is not available	Data is not available	Oversupply
4/7/2021 12:09	0:03	5A	Data is not available	Data is not available	Oversupply
4/7/2021 12:09	0:03	MS	Data is not available	Data is not available	Oversupply
4/7/2021 12:13	0:01	5A	Data is not available	Data is not available	Oversupply
4/7/2021 12:13	0:01	MS	Data is not available	Data is not available	Oversupply
4/7/2021 12:13	0:01	KWP	0.00088	9.30989	Oversupply
4/7/2021 12:15	0:05	5A	Data is not available	Data is not available	Oversupply
4/7/2021 12:15	0:05	MS	Data is not available	Data is not available	Oversupply
4/7/2021 12:23	0:05	5A	Data is not available	Data is not available	Oversupply
4/7/2021 12:23	0:05	MS	Data is not available	Data is not available	Oversupply
4/7/2021 12:29	0:01	5A	Data is not available	Data is not available	Oversupply
4/7/2021 12:29	0:01	MS	Data is not available	Data is not available	Oversupply
4/7/2021 12:32	0:02	5A	Data is not available	Data is not available	Oversupply
4/7/2021 12:32	0:02	MS	Data is not available	Data is not available	Oversupply
4/7/2021 12:35	0:02	5A	Data is not available	Data is not available	Oversupply



Maui Curtailment Report

Start Date and Time	Duration (minutes)	IPP Curtailed	Estimated Curtailed MWH	Peak MW Curtailed	Reasons for Curtailment
4/7/2021 12:35	0:02	MS	Data is not available	Data is not available	Oversupply
4/7/2021 12:41	0:05	5A	Data is not available	Data is not available	Oversupply
4/7/2021 12:41	0:05	MS	Data is not available	Data is not available	Oversupply
4/7/2021 12:44	0:02	KWP	0.00176	13.10769	Oversupply
4/7/2021 12:54	0:01	5A	Data is not available	Data is not available	Oversupply
4/7/2021 12:54	0:01	MS	Data is not available	Data is not available	Oversupply
4/7/2021 12:56	0:02	5A	Data is not available	Data is not available	Oversupply
4/7/2021 12:56	0:02	MS	Data is not available	Data is not available	Oversupply
4/7/2021 13:01	0:01	5A	Data is not available	Data is not available	Oversupply
4/7/2021 13:01	0:01	MS	Data is not available	Data is not available	Oversupply
4/7/2021 13:01	0:01	KWP	0.00080	23.81538	Oversupply
4/7/2021 13:04	0:03	5A	Data is not available	Data is not available	Oversupply
4/7/2021 13:04	0:03	MS	Data is not available	Data is not available	Oversupply
4/7/2021 14:48	0:28	AWE	1.61856	21.00000	Oversupply
4/7/2021 15:23	0:24	AWE	1.46882	21.00000	Oversupply
4/7/2021 15:49	0:03	AWE	0.05995	13.80000	Oversupply
4/7/2021 15:54	0:01	AWE	0.00688	12.40000	Oversupply
4/7/2021 15:57	0:01	AWE	0.00655	13.60000	Oversupply
4/7/2021 15:59	0:11	AWE	0.53436	18.10000	Oversupply
4/7/2021 16:11	0:15	AWE	0.52182	13.10000	Oversupply
4/7/2021 16:43	0:02	SSA2	0.03769	-0.00200	Oversupply
4/7/2021 16:43	0:02	SSA3	0.03299	0.18100	Oversupply
4/7/2021 16:59	0:01	17-2	0.00028	0.26700	Oversupply
4/7/2021 17:50	0:02	SSA3	0.00602	0.47600	Oversupply
4/7/2021 17:51	0:02	17-2	0.00592	0.18900	Oversupply
4/7/2021 17:52	0:02	SSA3	0.00602	0.20700	Oversupply
4/7/2021 22:07	0:01	KWP	0.00894	20.70458	Oversupply
4/7/2021 23:50	0:05	KWP	0.07015	19.19168	Oversupply
4/8/2021 0:07	5:29	KWP	35.27564	20.70757	Oversupply
4/8/2021 6:13	12:30	BS250	Data is not available	Data is not available	System Constraint
4/8/2021 6:26	0:01	17-2	0.00018	0.01100	Oversupply
4/8/2021 7:44	0:02	17-2	0.00632	0.32900	Oversupply
4/8/2021 7:44	0:02	SSA2	0.00665	0.28500	Oversupply
4/8/2021 7:45	0:02	SSA3	0.02105	0.86500	Oversupply
4/8/2021 7:47	0:03	17-2	0.00752	0.35700	Oversupply
4/8/2021 7:47	0:02	SSA3	0.02105	0.90400	Oversupply
4/8/2021 7:48	0:02	SSA2	0.01112	0.25500	Oversupply
4/8/2021 7:49	0:02	SSA3	0.02105	0.01200	Oversupply
4/8/2021 7:51	8:51	17-2	4.93002	0.75000	Oversupply
4/8/2021 7:52	0:02	SSA2	0.01112	0.18600	Oversupply
4/8/2021 7:53	0:02	SSA3	0.02105	0.19900	Oversupply
4/8/2021 7:55	0:08	SSA2	0.05511	0.01000	Oversupply
4/8/2021 7:55	0:08	SSA3	0.10693	0.26000	Oversupply
4/8/2021 7:57	0:01	KWP	0.01179	20.70757	Oversupply
4/8/2021 7:59	0:03	KWP	0.06631	20.70757	Oversupply
4/8/2021 8:03	0:02	SSA2	0.01957	0.25300	Oversupply
4/8/2021 8:03	0:02	SSA3	0.03798	0.45500	Oversupply
4/8/2021 8:05	7:52	KWP	141.97432	20.70757	Oversupply
4/8/2021 8:05	7:53	SSA2	12.94619	0.00400	Oversupply
4/8/2021 8:05	8:36	SSA3	20.44953	0.00900	Oversupply
4/8/2021 9:49	0:01	AWE	0.00517	1.20000	Oversupply
4/8/2021 9:53	0:01	5A	Data is not available	Data is not available	Oversupply
4/8/2021 9:53	0:01	MS	Data is not available	Data is not available	Oversupply
4/8/2021 9:53	0:01	AWE	0.01500	0.90000	Oversupply
4/8/2021 9:53	0:01	KWP	0.00264	24.07912	Oversupply
4/8/2021 9:56	0:06	5A	Data is not available	Data is not available	Oversupply
4/8/2021 9:56	0:06	MS	Data is not available	Data is not available	Oversupply
4/8/2021 9:56	0:12	AWE	0.08827	1.10000	Oversupply
4/8/2021 9:59	0:03	KWP	0.00616	23.92088	Oversupply
4/8/2021 10:03	0:06	5A	Data is not available	Data is not available	Oversupply
4/8/2021 10:03	0:06	MS	Data is not available	Data is not available	Oversupply
4/8/2021 10:04	0:01	KWP	0.00527	23.39341	Oversupply
4/8/2021 10:11	0:07	5A	Data is not available	Data is not available	Oversupply
4/8/2021 10:11	0:07	MS	Data is not available	Data is not available	Oversupply
4/8/2021 10:19	0:06	5A	Data is not available	Data is not available	Oversupply
4/8/2021 10:19	0:06	MS	Data is not available	Data is not available	Oversupply
4/8/2021 10:23	0:01	KWP	0.00062	18.27692	Oversupply
4/8/2021 10:29	0:02	5A	Data is not available	Data is not available	Oversupply
4/8/2021 10:29	0:02	MS	Data is not available	Data is not available	Oversupply
4/8/2021 10:30	0:01	KWP	0.00176	19.01538	Oversupply
4/8/2021 10:32	0:01	5A	Data is not available	Data is not available	Oversupply
4/8/2021 10:32	0:01	MS	Data is not available	Data is not available	Oversupply
4/8/2021 10:34	0:06	5A	Data is not available	Data is not available	Oversupply
4/8/2021 10:34	0:06	MS	Data is not available	Data is not available	Oversupply
4/8/2021 10:35	0:01	KWP	0.00088	18.01319	Oversupply



Maui Curtailment Report

Start Date and Time	Duration (minutes)	IPP Curtailed	Estimated Curtailed MWH	Peak MW Curtailed	Reasons for Curtailment
4/8/2021 10:37	0:02	AWE	0.00941	0.30000	Oversupply
4/8/2021 10:37	0:02	KWP	0.00406	17.32747	Oversupply
4/8/2021 10:40	0:03	AWE	0.00633	0.20000	Oversupply
4/8/2021 10:42	0:01	5A	Data is not available	Data is not available	Oversupply
4/8/2021 10:42	0:01	MS	Data is not available	Data is not available	Oversupply
4/8/2021 10:44	0:07	5A	Data is not available	Data is not available	Oversupply
4/8/2021 10:44	0:07	MS	Data is not available	Data is not available	Oversupply
4/8/2021 10:45	0:02	AWE	0.01000	0.30000	Oversupply
4/8/2021 10:50	0:01	AWE	0.00006	0.10000	Oversupply
4/8/2021 10:50	0:01	KWP	0.00088	14.90110	Oversupply
4/8/2021 10:52	0:05	5A	Data is not available	Data is not available	Oversupply
4/8/2021 10:52	0:05	MS	Data is not available	Data is not available	Oversupply
4/8/2021 10:52	0:05	AWE	0.04006	1.00000	Oversupply
4/8/2021 10:58	0:05	5A	Data is not available	Data is not available	Oversupply
4/8/2021 10:58	0:05	MS	Data is not available	Data is not available	Oversupply
4/8/2021 10:58	0:05	AWE	0.03447	0.80000	Oversupply
4/8/2021 11:00	0:02	KWP	0.00440	13.05494	Oversupply
4/8/2021 11:04	0:07	5A	Data is not available	Data is not available	Oversupply
4/8/2021 11:04	0:07	MS	Data is not available	Data is not available	Oversupply
4/8/2021 11:04	0:06	AWE	0.03359	0.60000	Oversupply
4/8/2021 11:11	0:07	AWE	0.03563	0.60000	Oversupply
4/8/2021 11:13	0:04	5A	Data is not available	Data is not available	Oversupply
4/8/2021 11:13	0:04	MS	Data is not available	Data is not available	Oversupply
4/8/2021 11:19	0:01	5A	Data is not available	Data is not available	Oversupply
4/8/2021 11:19	0:01	MS	Data is not available	Data is not available	Oversupply
4/8/2021 11:19	0:01	AWE	0.00333	0.20000	Oversupply
4/8/2021 11:22	0:14	5A	Data is not available	Data is not available	Oversupply
4/8/2021 11:22	0:14	MS	Data is not available	Data is not available	Oversupply
4/8/2021 11:22	0:04	AWE	0.02717	0.90000	Oversupply
4/8/2021 11:28	0:02	KWP	0.00176	13.63517	Oversupply
4/8/2021 11:31	0:01	KWP	0.00088	12.47473	Oversupply
4/8/2021 11:35	0:01	KWP	0.00088	12.58022	Oversupply
4/8/2021 11:37	0:02	5A	Data is not available	Data is not available	Oversupply
4/8/2021 11:37	0:02	MS	Data is not available	Data is not available	Oversupply
4/8/2021 11:37	0:01	KWP	0.00088	11.57802	Oversupply
4/8/2021 11:41	4:08	AWE	29.80588	21.00000	Oversupply
4/8/2021 11:42	0:04	5A	Data is not available	Data is not available	Oversupply
4/8/2021 11:42	0:04	MS	Data is not available	Data is not available	Oversupply
4/8/2021 11:45	0:01	KWP	0.00088	10.62857	Oversupply
4/8/2021 11:47	0:02	5A	Data is not available	Data is not available	Oversupply
4/8/2021 11:47	0:02	MS	Data is not available	Data is not available	Oversupply
4/8/2021 11:51	0:01	5A	Data is not available	Data is not available	Oversupply
4/8/2021 11:51	0:01	MS	Data is not available	Data is not available	Oversupply
4/8/2021 11:53	0:05	5A	Data is not available	Data is not available	Oversupply
4/8/2021 11:53	0:05	MS	Data is not available	Data is not available	Oversupply
4/8/2021 11:57	0:01	KWP	0.00088	8.04396	Oversupply
4/8/2021 11:59	0:02	5A	Data is not available	Data is not available	Oversupply
4/8/2021 11:59	0:02	MS	Data is not available	Data is not available	Oversupply
4/8/2021 12:03	0:07	5A	Data is not available	Data is not available	Oversupply
4/8/2021 12:03	0:07	MS	Data is not available	Data is not available	Oversupply
4/8/2021 12:09	0:01	KWP	0.00440	8.88791	Oversupply
4/8/2021 12:12	0:01	5A	Data is not available	Data is not available	Oversupply
4/8/2021 12:12	0:01	MS	Data is not available	Data is not available	Oversupply
4/8/2021 12:14	0:15	5A	Data is not available	Data is not available	Oversupply
4/8/2021 12:14	0:15	MS	Data is not available	Data is not available	Oversupply
4/8/2021 12:16	0:02	KWP	0.00331	7.04176	Oversupply
4/8/2021 12:22	0:01	KWP	0.00176	6.03956	Oversupply
4/8/2021 12:26	0:01	KWP	0.00088	7.62198	Oversupply
4/8/2021 12:30	0:12	5A	Data is not available	Data is not available	Oversupply
4/8/2021 12:30	0:12	MS	Data is not available	Data is not available	Oversupply
4/8/2021 12:39	0:02	KWP	0.00176	5.09011	Oversupply
4/8/2021 12:44	0:02	5A	Data is not available	Data is not available	Oversupply
4/8/2021 12:44	0:02	MS	Data is not available	Data is not available	Oversupply
4/8/2021 12:47	0:04	5A	Data is not available	Data is not available	Oversupply
4/8/2021 12:47	0:04	MS	Data is not available	Data is not available	Oversupply
4/8/2021 12:47	0:01	KWP	0.00264	5.09011	Oversupply
4/8/2021 12:52	0:10	5A	Data is not available	Data is not available	Oversupply
4/8/2021 12:52	0:10	MS	Data is not available	Data is not available	Oversupply
4/8/2021 12:56	0:01	KWP	0.00052	5.40659	Oversupply
4/8/2021 13:00	0:01	KWP	0.00070	5.77582	Oversupply
4/8/2021 13:03	0:01	5A	Data is not available	Data is not available	Oversupply
4/8/2021 13:03	0:01	MS	Data is not available	Data is not available	Oversupply
4/8/2021 13:03	0:01	KWP	0.00088	5.61758	Oversupply
4/8/2021 13:05	0:06	5A	Data is not available	Data is not available	Oversupply
4/8/2021 13:05	0:06	MS	Data is not available	Data is not available	Oversupply



Maui Curtailment Report

Start Date and Time	Duration (minutes)	IPP Curtailed	Estimated Curtailed MWH	Peak MW Curtailed	Reasons for Curtailment
4/8/2021 13:09	0:01	KWP	0.00088	5.88132	Oversupply
4/8/2021 13:12	0:01	5A	Data is not available	Data is not available	Oversupply
4/8/2021 13:12	0:01	MS	Data is not available	Data is not available	Oversupply
4/8/2021 13:14	0:04	5A	Data is not available	Data is not available	Oversupply
4/8/2021 13:14	0:04	MS	Data is not available	Data is not available	Oversupply
4/8/2021 13:17	0:01	KWP	0.00176	5.77582	Oversupply
4/8/2021 13:19	0:05	5A	Data is not available	Data is not available	Oversupply
4/8/2021 13:19	0:05	MS	Data is not available	Data is not available	Oversupply
4/8/2021 13:20	0:01	KWP	0.00088	6.77802	Oversupply
4/8/2021 13:25	0:01	5A	Data is not available	Data is not available	Oversupply
4/8/2021 13:25	0:01	MS	Data is not available	Data is not available	Oversupply
4/8/2021 13:27	0:02	5A	Data is not available	Data is not available	Oversupply
4/8/2021 13:27	0:02	MS	Data is not available	Data is not available	Oversupply
4/8/2021 13:30	0:03	5A	Data is not available	Data is not available	Oversupply
4/8/2021 13:30	0:03	MS	Data is not available	Data is not available	Oversupply
4/8/2021 13:30	0:01	KWP	0.00176	8.36044	Oversupply
4/8/2021 13:35	0:02	5A	Data is not available	Data is not available	Oversupply
4/8/2021 13:35	0:02	MS	Data is not available	Data is not available	Oversupply
4/8/2021 13:38	0:07	5A	Data is not available	Data is not available	Oversupply
4/8/2021 13:38	0:07	MS	Data is not available	Data is not available	Oversupply
4/8/2021 13:38	0:01	KWP	0.00088	6.35604	Oversupply
4/8/2021 13:40	0:01	KWP	0.00067	5.98681	Oversupply
4/8/2021 13:46	0:02	5A	Data is not available	Data is not available	Oversupply
4/8/2021 13:46	0:02	MS	Data is not available	Data is not available	Oversupply
4/8/2021 13:46	0:01	KWP	0.00176	6.14506	Oversupply
4/8/2021 13:50	0:14	5A	Data is not available	Data is not available	Oversupply
4/8/2021 13:50	0:14	MS	Data is not available	Data is not available	Oversupply
4/8/2021 13:52	0:03	KWP	0.00352	8.09670	Oversupply
4/8/2021 13:59	0:01	KWP	0.00088	9.25714	Oversupply
4/8/2021 14:05	0:01	5A	Data is not available	Data is not available	Oversupply
4/8/2021 14:05	0:01	MS	Data is not available	Data is not available	Oversupply
4/8/2021 14:08	0:02	5A	Data is not available	Data is not available	Oversupply
4/8/2021 14:08	0:02	MS	Data is not available	Data is not available	Oversupply
4/8/2021 14:11	0:05	5A	Data is not available	Data is not available	Oversupply
4/8/2021 14:11	0:05	MS	Data is not available	Data is not available	Oversupply
4/8/2021 14:14	0:01	KWP	0.00088	8.94066	Oversupply
4/8/2021 14:17	0:02	5A	Data is not available	Data is not available	Oversupply
4/8/2021 14:17	0:02	MS	Data is not available	Data is not available	Oversupply
4/8/2021 14:18	0:01	KWP	0.00088	9.89011	Oversupply
4/8/2021 14:20	0:02	5A	Data is not available	Data is not available	Oversupply
4/8/2021 14:20	0:02	MS	Data is not available	Data is not available	Oversupply
4/8/2021 14:23	0:03	5A	Data is not available	Data is not available	Oversupply
4/8/2021 14:23	0:03	MS	Data is not available	Data is not available	Oversupply
4/8/2021 14:23	0:01	KWP	0.00088	10.94506	Oversupply
4/8/2021 14:27	0:09	5A	Data is not available	Data is not available	Oversupply
4/8/2021 14:27	0:09	MS	Data is not available	Data is not available	Oversupply
4/8/2021 14:34	0:01	KWP	0.00088	13.47692	Oversupply
4/8/2021 14:38	0:01	5A	Data is not available	Data is not available	Oversupply
4/8/2021 14:38	0:01	MS	Data is not available	Data is not available	Oversupply
4/8/2021 14:38	0:01	KWP	0.00129	13.37143	Oversupply
4/8/2021 14:40	0:01	5A	Data is not available	Data is not available	Oversupply
4/8/2021 14:40	0:01	MS	Data is not available	Data is not available	Oversupply
4/8/2021 14:40	0:01	KWP	0.00088	14.21538	Oversupply
4/8/2021 14:42	0:01	5A	Data is not available	Data is not available	Oversupply
4/8/2021 14:42	0:01	MS	Data is not available	Data is not available	Oversupply
4/8/2021 14:42	0:01	KWP	0.00088	15.79780	Oversupply
4/8/2021 14:46	0:02	5A	Data is not available	Data is not available	Oversupply
4/8/2021 14:46	0:02	MS	Data is not available	Data is not available	Oversupply
4/8/2021 14:47	0:01	KWP	0.00278	18.38242	Oversupply
4/8/2021 14:50	0:05	5A	Data is not available	Data is not available	Oversupply
4/8/2021 14:50	0:05	MS	Data is not available	Data is not available	Oversupply
4/8/2021 14:53	0:01	KWP	0.00088	19.54286	Oversupply
4/8/2021 14:56	0:01	5A	Data is not available	Data is not available	Oversupply
4/8/2021 14:56	0:01	MS	Data is not available	Data is not available	Oversupply
4/8/2021 15:57	0:02	SSA2	0.05780	0.11300	Oversupply
4/8/2021 15:59	0:41	KWP	5.50702	20.63272	Oversupply
4/8/2021 15:59	0:42	SSA2	1.02061	0.00000	Oversupply
4/8/2021 16:41	0:02	SSA3	0.03330	0.02100	Oversupply
4/8/2021 16:44	0:07	17-2	0.03463	0.45600	Oversupply
4/8/2021 16:44	0:02	SSA2	0.02919	0.11400	Oversupply
4/8/2021 16:45	0:02	SSA3	0.02168	0.70100	Oversupply
4/8/2021 16:46	0:02	SSA2	0.01504	0.11600	Oversupply
4/8/2021 16:47	0:02	SSA3	0.02168	0.40000	Oversupply
4/8/2021 16:48	0:02	KWP	0.01238	20.12078	Oversupply
4/8/2021 16:48	0:02	SSA2	0.03491	0.01000	Oversupply



Maui Curtailment Report

Start Date and Time	Duration (minutes)	IPP Curtailed	Estimated Curtailed MWH	Peak MW Curtailed	Reasons for Curtailment
4/8/2021 16:49	0:02	SSA3	0.02168	-0.00200	Oversupply
4/8/2021 16:50	0:02	SSA2	0.01324	0.14300	Oversupply
4/8/2021 17:00	0:46	17-2	0.15479	0.45500	Oversupply
4/8/2021 17:00	0:02	SSA2	-0.00815	1.09200	Oversupply
4/8/2021 17:01	0:22	SSA3	0.35764	0.31500	Oversupply
4/8/2021 17:02	0:21	KWP	2.09668	20.68761	Oversupply
4/8/2021 17:02	0:20	SSA2	0.25814	0.01700	Oversupply
4/8/2021 17:22	0:02	SSA2	0.00135	0.02200	Oversupply
4/8/2021 17:23	0:02	SSA3	0.02935	-0.00200	Oversupply
4/8/2021 17:24	0:22	SSA2	0.25896	0.11200	Oversupply
4/8/2021 17:25	0:20	SSA3	0.24710	0.05000	Oversupply
4/8/2021 17:26	0:04	KWP	0.10491	20.69360	Oversupply
4/8/2021 17:32	0:13	KWP	0.62477	20.59680	Oversupply
4/9/2021 1:08	1:33	KWP	3.32696	19.19767	Oversupply
4/9/2021 3:09	0:03	KWP	0.01299	19.06194	Oversupply
4/9/2021 3:15	0:02	KWP	0.01256	19.11484	Oversupply
4/9/2021 3:19	0:16	KWP	0.60060	19.14078	Oversupply
4/9/2021 3:39	0:02	KWP	0.00232	19.11683	Oversupply
4/9/2021 3:45	0:17	KWP	0.27012	19.04298	Oversupply
4/9/2021 6:12	12:32	BS250	Data is not available	Data is not available	System Constraint
4/9/2021 6:58	0:01	17-2	0.00042	0.02500	Oversupply
4/9/2021 7:08	0:04	17-2	0.00295	0.07100	Oversupply
4/9/2021 7:08	0:03	KWP	0.01718	20.46607	Oversupply
4/9/2021 7:08	0:02	SSA3	0.00897	0.00600	Oversupply
4/9/2021 7:09	0:02	SSA2	0.00259	0.00300	Oversupply
4/9/2021 7:12	0:02	SSA3	0.00897	0.13600	Oversupply
4/9/2021 7:13	0:01	17-2	0.00185	0.11100	Oversupply
4/9/2021 7:15	0:01	17-2	0.00085	0.11100	Oversupply
4/9/2021 7:16	0:03	KWP	0.00901	20.29741	Oversupply
4/9/2021 7:16	0:02	SSA3	0.01374	0.01500	Oversupply
4/9/2021 7:17	0:02	SSA2	-0.01826	0.00200	Oversupply
4/9/2021 7:18	0:02	SSA3	0.01386	0.00400	Oversupply
4/9/2021 7:19	0:02	SSA2	0.00540	-0.00200	Oversupply
4/9/2021 7:20	0:02	SSA3	0.01386	0.00100	Oversupply
4/9/2021 7:21	0:02	SSA2	0.00540	-0.00200	Oversupply
4/9/2021 7:23	0:02	SSA3	0.01374	0.00300	Oversupply
4/9/2021 7:23	0:02	SSA2	0.00536	0.00200	Oversupply
4/9/2021 7:25	0:02	SSA3	0.01386	0.20200	Oversupply
4/9/2021 7:59	0:02	SSA2	0.00681	0.58600	Oversupply
4/9/2021 8:00	0:01	17-2	0.00142	0.08500	Oversupply
4/9/2021 8:11	0:54	KWP	8.39853	20.70258	Oversupply
4/9/2021 8:11	8:55	17-2	5.36997	0.75000	Oversupply
4/9/2021 8:11	0:54	SSA3	1.40110	0.20500	Oversupply
4/9/2021 8:11	0:54	SSA2	0.79925	0.00900	Oversupply
4/9/2021 9:05	0:02	SSA3	0.06635	0.47800	Oversupply
4/9/2021 9:06	1:55	SSA2	3.06014	0.03200	Oversupply
4/9/2021 9:07	6:43	SSA3	17.14766	0.00200	Oversupply
4/9/2021 9:08	0:05	KWP	0.06799	17.95821	Oversupply
4/9/2021 9:14	6:37	KWP	117.29272	20.67464	Oversupply
4/9/2021 9:50	5:34	AWE	49.06496	21.00000	Oversupply
4/9/2021 10:50	0:01	5A	Data is not available	Data is not available	Oversupply
4/9/2021 10:50	0:01	MS	Data is not available	Data is not available	Oversupply
4/9/2021 10:52	0:03	5A	Data is not available	Data is not available	Oversupply
4/9/2021 10:52	0:03	MS	Data is not available	Data is not available	Oversupply
4/9/2021 10:53	0:01	KWP	0.00352	15.05934	Oversupply
4/9/2021 10:56	0:03	5A	Data is not available	Data is not available	Oversupply
4/9/2021 10:56	0:03	MS	Data is not available	Data is not available	Oversupply
4/9/2021 10:57	0:01	KWP	0.00176	12.94945	Oversupply
4/9/2021 11:00	0:04	5A	Data is not available	Data is not available	Oversupply
4/9/2021 11:00	0:04	MS	Data is not available	Data is not available	Oversupply
4/9/2021 11:00	4:52	SSA2	13.89699	-0.00200	Oversupply
4/9/2021 11:01	0:01	KWP	0.00176	13.58242	Oversupply
4/9/2021 11:05	0:07	5A	Data is not available	Data is not available	Oversupply
4/9/2021 11:05	0:07	MS	Data is not available	Data is not available	Oversupply
4/9/2021 11:06	0:04	KWP	0.00440	13.00220	Oversupply
4/9/2021 11:14	0:02	5A	Data is not available	Data is not available	Oversupply
4/9/2021 11:14	0:02	MS	Data is not available	Data is not available	Oversupply
4/9/2021 11:17	0:01	5A	Data is not available	Data is not available	Oversupply
4/9/2021 11:17	0:01	MS	Data is not available	Data is not available	Oversupply
4/9/2021 11:19	0:09	5A	Data is not available	Data is not available	Oversupply
4/9/2021 11:19	0:09	MS	Data is not available	Data is not available	Oversupply
4/9/2021 11:19	0:01	KWP	0.00264	12.58022	Oversupply
4/9/2021 11:22	0:01	KWP	0.00264	13.00220	Oversupply
4/9/2021 11:30	0:02	5A	Data is not available	Data is not available	Oversupply
4/9/2021 11:30	0:02	MS	Data is not available	Data is not available	Oversupply



Maui Curtailment Report

Start Date and Time	Duration (minutes)	IPP Curtailed	Estimated Curtailed MWH	Peak MW Curtailed	Reasons for Curtailment
4/9/2021 11:30	0:02	KWP	0.00280	12.52747	Oversupply
4/9/2021 11:33	0:02	5A	Data is not available	Data is not available	Oversupply
4/9/2021 11:33	0:02	MS	Data is not available	Data is not available	Oversupply
4/9/2021 11:33	0:01	KWP	0.00088	13.26593	Oversupply
4/9/2021 11:36	0:03	5A	Data is not available	Data is not available	Oversupply
4/9/2021 11:36	0:03	MS	Data is not available	Data is not available	Oversupply
4/9/2021 11:38	0:01	KWP	0.00088	13.10769	Oversupply
4/9/2021 11:47	0:02	5A	Data is not available	Data is not available	Oversupply
4/9/2021 11:47	0:02	MS	Data is not available	Data is not available	Oversupply
4/9/2021 11:50	0:01	5A	Data is not available	Data is not available	Oversupply
4/9/2021 11:50	0:01	MS	Data is not available	Data is not available	Oversupply
4/9/2021 12:14	0:01	5A	Data is not available	Data is not available	Oversupply
4/9/2021 12:14	0:01	MS	Data is not available	Data is not available	Oversupply
4/9/2021 12:16	0:16	5A	Data is not available	Data is not available	Oversupply
4/9/2021 12:16	0:16	MS	Data is not available	Data is not available	Oversupply
4/9/2021 12:16	0:01	KWP	0.00088	11.68352	Oversupply
4/9/2021 12:19	0:02	KWP	0.00972	11.68352	Oversupply
4/9/2021 12:23	0:02	KWP	0.00440	8.67692	Oversupply
4/9/2021 12:29	0:01	KWP	0.00176	8.88791	Oversupply
4/9/2021 12:34	0:02	5A	Data is not available	Data is not available	Oversupply
4/9/2021 12:34	0:02	MS	Data is not available	Data is not available	Oversupply
4/9/2021 12:38	0:01	5A	Data is not available	Data is not available	Oversupply
4/9/2021 12:38	0:01	MS	Data is not available	Data is not available	Oversupply
4/9/2021 12:42	0:01	5A	Data is not available	Data is not available	Oversupply
4/9/2021 12:42	0:01	MS	Data is not available	Data is not available	Oversupply
4/9/2021 12:44	0:01	5A	Data is not available	Data is not available	Oversupply
4/9/2021 12:44	0:01	MS	Data is not available	Data is not available	Oversupply
4/9/2021 12:46	0:01	5A	Data is not available	Data is not available	Oversupply
4/9/2021 12:46	0:01	MS	Data is not available	Data is not available	Oversupply
4/9/2021 12:51	0:01	5A	Data is not available	Data is not available	Oversupply
4/9/2021 12:51	0:01	MS	Data is not available	Data is not available	Oversupply
4/9/2021 12:54	0:01	5A	Data is not available	Data is not available	Oversupply
4/9/2021 12:54	0:01	MS	Data is not available	Data is not available	Oversupply
4/9/2021 12:56	0:01	5A	Data is not available	Data is not available	Oversupply
4/9/2021 12:56	0:01	MS	Data is not available	Data is not available	Oversupply
4/9/2021 12:58	0:18	5A	Data is not available	Data is not available	Oversupply
4/9/2021 12:58	0:18	MS	Data is not available	Data is not available	Oversupply
4/9/2021 13:04	0:01	KWP	0.00088	9.78462	Oversupply
4/9/2021 13:11	0:01	KWP	0.00088	9.57363	Oversupply
4/9/2021 13:13	0:01	KWP	0.00096	8.72967	Oversupply
4/9/2021 13:17	0:01	5A	Data is not available	Data is not available	Oversupply
4/9/2021 13:17	0:01	MS	Data is not available	Data is not available	Oversupply
4/9/2021 13:19	0:05	5A	Data is not available	Data is not available	Oversupply
4/9/2021 13:19	0:05	MS	Data is not available	Data is not available	Oversupply
4/9/2021 13:20	0:01	KWP	0.00264	9.09890	Oversupply
4/9/2021 13:25	0:19	5A	Data is not available	Data is not available	Oversupply
4/9/2021 13:25	0:19	MS	Data is not available	Data is not available	Oversupply
4/9/2021 13:26	0:01	KWP	0.00088	8.04396	Oversupply
4/9/2021 13:28	0:03	KWP	0.00440	8.94066	Oversupply
4/9/2021 13:36	0:01	KWP	0.00176	8.51868	Oversupply
4/9/2021 13:43	0:01	KWP	0.00088	9.36264	Oversupply
4/9/2021 13:45	0:02	5A	Data is not available	Data is not available	Oversupply
4/9/2021 13:45	0:02	MS	Data is not available	Data is not available	Oversupply
4/9/2021 13:48	0:03	5A	Data is not available	Data is not available	Oversupply
4/9/2021 13:48	0:03	MS	Data is not available	Data is not available	Oversupply
4/9/2021 13:50	0:01	KWP	0.00088	9.36264	Oversupply
4/9/2021 13:54	0:18	5A	Data is not available	Data is not available	Oversupply
4/9/2021 13:54	0:18	MS	Data is not available	Data is not available	Oversupply
4/9/2021 13:58	0:01	KWP	0.00088	10.62857	Oversupply
4/9/2021 14:00	0:01	KWP	0.00088	11.31429	Oversupply
4/9/2021 14:13	0:04	5A	Data is not available	Data is not available	Oversupply
4/9/2021 14:13	0:04	MS	Data is not available	Data is not available	Oversupply
4/9/2021 14:13	0:01	KWP	0.00088	12.26374	Oversupply
4/9/2021 14:18	0:07	5A	Data is not available	Data is not available	Oversupply
4/9/2021 14:18	0:07	MS	Data is not available	Data is not available	Oversupply
4/9/2021 14:21	0:01	KWP	0.00088	13.95165	Oversupply
4/9/2021 14:24	0:01	KWP	0.00088	13.74066	Oversupply
4/9/2021 14:26	0:07	5A	Data is not available	Data is not available	Oversupply
4/9/2021 14:26	0:07	MS	Data is not available	Data is not available	Oversupply
4/9/2021 14:30	0:02	KWP	0.00282	15.05934	Oversupply
4/9/2021 14:34	0:02	5A	Data is not available	Data is not available	Oversupply
4/9/2021 14:34	0:02	MS	Data is not available	Data is not available	Oversupply
4/9/2021 14:38	0:02	5A	Data is not available	Data is not available	Oversupply
4/9/2021 14:38	0:02	MS	Data is not available	Data is not available	Oversupply
4/9/2021 14:39	0:01	KWP	0.00088	17.80220	Oversupply



Maui Curtailment Report

Start Date and Time	Duration (minutes)	IPP Curtailed	Estimated Curtailed MWH	Peak MW Curtailed	Reasons for Curtailment
4/9/2021 14:43	0:01	5A	Data is not available	Data is not available	Oversupply
4/9/2021 14:43	0:01	MS	Data is not available	Data is not available	Oversupply
4/9/2021 15:30	0:01	AWE	0.01882	19.30000	Oversupply
4/9/2021 15:41	0:06	AWE	0.14287	21.00000	Oversupply
4/9/2021 15:51	0:02	SSA3	0.06841	-0.00600	Oversupply
4/9/2021 15:52	0:02	SSA2	0.08621	0.54700	Oversupply
4/9/2021 15:53	1:04	KWPPII	4.47737	20.66566	Oversupply
4/9/2021 15:53	0:44	SSA3	1.29547	0.38800	Oversupply
4/9/2021 15:54	1:02	SSA2	2.49156	0.01600	Oversupply
4/9/2021 16:37	0:02	SSA3	0.04485	0.20800	Oversupply
4/9/2021 16:39	0:22	SSA3	0.47267	-0.00200	Oversupply
4/9/2021 16:57	0:02	SSA2	0.06754	0.00000	Oversupply
4/9/2021 16:59	0:02	KWPPII	0.00399	20.03994	Oversupply
4/9/2021 16:59	0:02	SSA2	0.05737	0.00100	Oversupply
4/9/2021 17:01	0:02	SSA2	0.02438	0.09900	Oversupply
4/9/2021 17:07	0:02	SSA3	0.02272	1.06500	Oversupply
4/9/2021 17:08	0:08	17-2	0.05032	0.38800	Oversupply
4/9/2021 17:09	0:06	KWPPII	0.17590	20.63871	Oversupply
4/9/2021 17:09	0:06	SSA2	0.07388	0.59200	Oversupply
4/9/2021 17:09	0:06	SSA3	0.06544	0.01400	Oversupply
4/9/2021 17:15	0:02	SSA2	0.00639	-0.00300	Oversupply
4/9/2021 17:20	0:01	17-2	0.00368	0.33100	Oversupply
4/9/2021 17:22	0:01	17-2	0.00502	0.33100	Oversupply
4/9/2021 17:22	0:02	SSA3	0.01010	0.83600	Oversupply
4/9/2021 17:24	0:01	17-2	0.00528	0.31700	Oversupply
4/9/2021 17:24	0:02	SSA3	0.01010	0.80100	Oversupply
4/9/2021 17:26	0:08	17-2	0.03327	0.28300	Oversupply
4/9/2021 17:26	0:02	SSA3	0.01010	0.76500	Oversupply
4/9/2021 17:27	0:06	KWPPII	0.07385	19.02801	Oversupply
4/9/2021 17:27	0:06	SSA2	0.01692	0.01000	Oversupply
4/9/2021 17:28	0:06	SSA3	0.02743	0.00200	Oversupply
4/9/2021 23:50	0:01	AWE	0.00167	0.10000	Oversupply
4/9/2021 23:52	0:01	KWPPII	0.00583	18.74459	Oversupply
4/9/2021 23:54	0:14	KWPPII	1.00884	18.91125	Oversupply
4/10/2021 0:17	0:01	KWPPII	0.00388	17.45324	Oversupply
4/10/2021 0:35	0:01	KWPPII	0.00942	18.65378	Oversupply
4/10/2021 0:40	0:01	KWPPII	0.00574	17.40833	Oversupply
4/10/2021 0:45	0:32	KWPPII	1.61779	17.79953	Oversupply
4/10/2021 2:07	0:01	KWPPII	0.00097	16.05810	Oversupply
4/10/2021 2:44	0:01	KWPPII	0.00507	16.32755	Oversupply
4/10/2021 3:01	0:04	KWPPII	0.01440	17.48717	Oversupply
4/10/2021 3:07	0:01	KWPPII	0.01182	16.81056	Oversupply
4/10/2021 3:09	0:06	KWPPII	0.08608	17.72269	Oversupply
4/10/2021 3:21	0:13	KWPPII	0.28681	18.21767	Oversupply
4/10/2021 3:36	0:01	KWPPII	0.00389	18.23364	Oversupply
4/10/2021 3:38	0:02	KWPPII	0.01401	17.32251	Oversupply
4/10/2021 3:43	0:07	KWPPII	0.09408	17.26762	Oversupply
4/10/2021 6:11	12:33	BS250	Data is not available	Data is not available	System Constraint
4/10/2021 8:41	0:11	17-2	0.09725	0.68800	Oversupply
4/10/2021 8:41	0:02	SSA3	-0.00009	1.32200	Oversupply
4/10/2021 8:42	0:02	SSA2	0.00482	0.23500	Oversupply
4/10/2021 8:43	0:02	SSA3	-0.00400	1.32400	Oversupply
4/10/2021 8:44	0:02	SSA2	0.00243	1.26600	Oversupply
4/10/2021 8:45	0:02	SSA3	0.00760	1.09300	Oversupply
4/10/2021 8:46	0:02	SSA2	0.00895	0.63800	Oversupply
4/10/2021 8:53	4:24	17-2	3.19858	0.75000	Oversupply
4/10/2021 8:58	0:02	SSA2	0.02629	1.63900	Oversupply
4/10/2021 8:59	0:02	SSA3	0.05077	0.58300	Oversupply
4/10/2021 9:00	0:02	SSA2	0.03496	0.67400	Oversupply
4/10/2021 9:01	0:02	SSA3	0.06263	0.42600	Oversupply
4/10/2021 9:02	0:02	SSA2	0.03525	0.80000	Oversupply
4/10/2021 9:03	0:03	KWPPII	0.00907	13.17401	Oversupply
4/10/2021 9:03	0:02	SSA3	0.06315	0.02000	Oversupply
4/10/2021 9:04	0:02	SSA2	0.03525	-0.00200	Oversupply
4/10/2021 9:05	0:02	SSA3	0.06263	-0.00200	Oversupply
4/10/2021 9:06	0:02	SSA2	0.03555	-0.00200	Oversupply
4/10/2021 9:07	0:02	SSA3	0.06315	-0.00200	Oversupply
4/10/2021 9:08	0:02	SSA2	0.03496	-0.00200	Oversupply
4/10/2021 9:09	0:01	KWPPII	0.00308	14.40848	Oversupply
4/10/2021 9:09	0:08	SSA3	0.25738	0.03200	Oversupply
4/10/2021 9:10	0:02	SSA2	0.03525	-0.00200	Oversupply
4/10/2021 9:12	0:02	SSA2	0.03496	-0.00200	Oversupply
4/10/2021 9:14	0:02	SSA2	0.03788	-0.00200	Oversupply
4/10/2021 9:16	0:01	KWPPII	0.00037	14.02227	Oversupply
4/10/2021 9:16	3:59	SSA2	10.51496	0.00000	Oversupply



Maui Curtailment Report

Start Date and Time	Duration (minutes)	IPP Curtailed	Estimated Curtailed MWH	Peak MW Curtailed	Reasons for Curtailment
4/10/2021 9:18	1:04	SSA3	2.48065	0.02800	Oversupply
4/10/2021 9:19	1:01	KWP	4.57807	13.96239	Oversupply
4/10/2021 10:22	0:02	SSA3	0.09345	0.20900	Oversupply
4/10/2021 10:23	2:32	KWP	5.97132	4.61055	Oversupply
4/10/2021 10:24	2:39	SSA3	7.61926	-0.00200	Oversupply
4/10/2021 10:36	0:01	AWE	0.00386	6.90000	Oversupply
4/10/2021 10:38	0:05	AWE	0.02903	7.00000	Oversupply
4/10/2021 10:44	2:10	AWE	4.31123	6.80000	Oversupply
4/10/2021 11:41	0:01	5A	Data is not available	Data is not available	Oversupply
4/10/2021 11:41	0:01	MS	Data is not available	Data is not available	Oversupply
4/10/2021 11:43	0:08	5A	Data is not available	Data is not available	Oversupply
4/10/2021 11:43	0:08	MS	Data is not available	Data is not available	Oversupply
4/10/2021 11:45	0:02	KWP	0.00085	0.18462	Oversupply
4/10/2021 11:50	0:01	KWP	0.00042	0.18462	Oversupply
4/10/2021 11:56	0:49	5A	Data is not available	Data is not available	Oversupply
4/10/2021 11:56	0:49	MS	Data is not available	Data is not available	Oversupply
4/10/2021 11:56	0:49	KWP	0.09675	0.18462	Oversupply
4/10/2021 12:52	0:01	5A	Data is not available	Data is not available	Oversupply
4/10/2021 12:52	0:01	MS	Data is not available	Data is not available	Oversupply
4/10/2021 12:52	0:01	KWP	0.00220	0.13187	Oversupply
4/10/2021 12:56	0:07	KWP	0.12476	1.66160	Oversupply
4/10/2021 12:57	0:04	AWE	0.05220	3.40000	Oversupply
4/10/2021 13:04	0:02	SSA3	0.09512	0.00400	Oversupply
4/10/2021 13:05	0:10	KWP	0.24898	2.20548	Oversupply
4/10/2021 13:06	0:10	SSA3	0.46331	0.00400	Oversupply
4/10/2021 13:07	0:08	AWE	0.10320	6.10000	Oversupply
4/10/2021 13:39	0:02	17-2	0.01460	0.75000	Oversupply
4/10/2021 13:51	0:01	17-2	0.00117	0.75000	Oversupply
4/10/2021 15:00	0:08	17-2	0.06118	0.75000	Oversupply
4/10/2021 15:00	0:02	SSA3	0.01229	2.53200	Oversupply
4/10/2021 15:00	0:02	SSA2	0.01176	2.32200	Oversupply
4/10/2021 15:02	0:02	SSA3	0.01280	1.88600	Oversupply
4/10/2021 15:02	0:02	SSA2	0.01176	0.67300	Oversupply
4/10/2021 15:11	0:02	17-2	0.01178	0.74300	Oversupply
4/10/2021 15:20	0:01	17-2	0.00864	0.75000	Oversupply
4/10/2021 15:22	0:09	17-2	0.02267	0.75000	Oversupply
4/10/2021 18:50	0:01	AWE	0.00167	0.10000	Oversupply
4/10/2021 19:17	0:01	AWE	0.00167	0.10000	Oversupply
4/10/2021 19:23	0:01	AWE	0.00333	0.20000	Oversupply
4/10/2021 19:39	0:01	AWE	0.00167	0.10000	Oversupply
4/11/2021 6:11	12:33	BS250	Data is not available	Data is not available	System Constraint
4/11/2021 8:41	0:02	17-2	0.00080	0.73000	Oversupply
4/11/2021 8:44	0:02	17-2	0.00167	0.75000	Oversupply
4/11/2021 8:51	0:01	17-2	0.00053	0.73200	Oversupply
4/11/2021 8:55	0:02	17-2	0.00167	0.75000	Oversupply
4/11/2021 9:43	0:11	17-2	0.06750	0.75000	Oversupply
4/11/2021 9:43	0:02	SSA3	0.00465	0.55700	Oversupply
4/11/2021 9:43	0:02	SSA2	0.01392	0.16700	Oversupply
4/11/2021 9:44	0:02	AWE	0.01739	0.70000	Oversupply
4/11/2021 9:45	0:02	SSA3	0.03468	0.11300	Oversupply
4/11/2021 9:45	0:02	SSA2	0.01921	-0.00200	Oversupply
4/12/2021 6:10	12:35	BS250	Data is not available	Data is not available	System Constraint
4/12/2021 10:39	0:01	17-2	0.00183	0.75000	Oversupply
4/12/2021 10:40	0:02	SSA2	0.02109	2.56300	Oversupply
4/12/2021 10:41	0:22	17-2	0.25380	0.75000	Oversupply
4/12/2021 10:42	0:02	SSA3	0.01042	2.52100	Oversupply
4/12/2021 10:43	0:02	SSA2	0.02091	1.61400	Oversupply
4/12/2021 10:44	0:02	SSA3	0.03684	1.05800	Oversupply
4/12/2021 10:45	0:02	SSA2	0.05735	0.78300	Oversupply
4/12/2021 10:46	0:02	SSA3	0.04941	0.39200	Oversupply
4/12/2021 10:47	0:02	SSA2	0.05735	0.68500	Oversupply
4/12/2021 10:48	0:02	SSA3	0.04941	0.83100	Oversupply
4/12/2021 10:49	0:02	SSA2	0.05735	0.84400	Oversupply
4/12/2021 10:50	0:02	SSA3	0.04941	1.41100	Oversupply
4/12/2021 10:51	0:02	SSA2	0.05688	1.27600	Oversupply
4/12/2021 10:52	0:02	SSA3	0.04941	2.19500	Oversupply
4/12/2021 10:53	0:02	SSA2	0.05735	0.09800	Oversupply
4/12/2021 10:54	0:02	SSA3	0.04982	1.69000	Oversupply
4/12/2021 10:55	0:02	SSA2	0.05735	1.39600	Oversupply
4/12/2021 10:56	0:02	SSA3	0.04941	1.04600	Oversupply
4/12/2021 10:57	0:02	SSA2	0.05688	1.10000	Oversupply
4/12/2021 10:58	0:02	SSA3	0.03966	1.56700	Oversupply
4/12/2021 10:59	0:02	SSA2	0.05515	0.75900	Oversupply
4/12/2021 11:04	0:03	17-2	0.03450	0.75000	Oversupply
4/12/2021 11:04	0:02	SSA3	0.01051	2.72400	Oversupply



Maui Curtailment Report

Start Date and Time	Duration (minutes)	IPP Curtailed	Estimated Curtailed MWH	Peak MW Curtailed	Reasons for Curtailment
4/12/2021 11:05	0:02	SSA2	0.00786	1.01300	Oversupply
4/12/2021 11:09	0:09	17-2	0.07517	0.75000	Oversupply
4/12/2021 11:10	0:02	SSA3	0.01051	1.86300	Oversupply
4/12/2021 11:11	0:02	SSA2	0.00780	0.51500	Oversupply
4/12/2021 11:12	0:02	SSA3	0.01042	1.78000	Oversupply
4/12/2021 11:20	0:05	17-2	0.04093	0.75000	Oversupply
4/12/2021 11:20	0:02	SSA3	0.01176	2.09800	Oversupply
4/12/2021 11:21	0:02	SSA2	0.01212	0.47600	Oversupply
4/12/2021 11:26	0:01	17-2	0.00100	0.75000	Oversupply
4/12/2021 11:28	0:02	SSA3	0.01279	2.72200	Oversupply
4/12/2021 11:29	0:01	17-2	0.01250	0.75000	Oversupply
4/12/2021 11:32	0:02	SSA3	0.01445	1.69900	Oversupply
4/12/2021 11:33	0:03	17-2	0.02727	0.75000	Oversupply
4/12/2021 11:33	0:02	SSA2	0.01159	2.31500	Oversupply
4/12/2021 11:38	0:07	17-2	0.05512	0.75000	Oversupply
4/12/2021 11:38	0:02	SSA3	0.01445	2.91900	Oversupply
4/12/2021 11:40	0:02	SSA3	0.01433	2.24000	Oversupply
4/12/2021 11:41	0:02	SSA2	0.01149	1.06000	Oversupply
4/12/2021 11:42	0:02	SSA3	0.01445	1.63200	Oversupply
4/12/2021 11:51	0:02	SSA2	0.00728	0.75600	Oversupply
4/12/2021 11:52	0:33	17-2	0.40470	0.75000	Oversupply
4/12/2021 11:52	0:02	SSA3	0.01983	1.54100	Oversupply
4/12/2021 11:53	0:04	SSA2	0.01449	0.66300	Oversupply
4/12/2021 11:54	0:02	SSA3	0.01983	0.85900	Oversupply
4/12/2021 11:56	0:02	SSA3	0.01983	2.69600	Oversupply
4/12/2021 11:57	0:02	SSA2	0.00728	0.77500	Oversupply
4/12/2021 11:58	0:02	SSA3	0.03650	1.61800	Oversupply
4/12/2021 11:59	0:02	SSA2	0.01335	0.70800	Oversupply
4/12/2021 12:01	0:02	SSA3	0.05300	2.21500	Oversupply
4/12/2021 12:01	0:02	SSA2	0.02352	0.34600	Oversupply
4/12/2021 12:03	0:02	SSA3	0.05344	1.36000	Oversupply
4/12/2021 12:03	0:02	SSA2	0.02332	0.54900	Oversupply
4/12/2021 12:05	0:02	SSA3	0.05344	2.84500	Oversupply
4/12/2021 12:05	0:02	SSA2	0.02371	0.73500	Oversupply
4/12/2021 12:06	0:01	KWPPI	0.00959	7.57548	Oversupply
4/12/2021 12:07	0:02	SSA3	0.05344	0.09000	Oversupply
4/12/2021 12:07	0:02	SSA2	0.02332	0.11900	Oversupply
4/12/2021 12:09	0:02	SSA3	0.05344	0.64900	Oversupply
4/12/2021 12:09	0:02	SSA2	0.03562	0.09500	Oversupply
4/12/2021 12:11	0:02	SSA3	0.05344	0.70900	Oversupply
4/12/2021 12:11	0:02	SSA2	0.02352	0.13300	Oversupply
4/12/2021 12:13	0:02	SSA3	0.05304	2.30400	Oversupply
4/12/2021 12:13	0:02	SSA2	0.01551	0.85000	Oversupply
4/12/2021 12:15	0:02	SSA3	0.04537	1.55000	Oversupply
4/12/2021 12:15	0:02	SSA2	0.03597	1.15900	Oversupply
4/12/2021 12:17	0:02	SSA3	0.04537	0.36300	Oversupply
4/12/2021 12:17	0:02	SSA2	0.03597	1.32200	Oversupply
4/12/2021 12:19	0:02	SSA3	0.04537	0.95000	Oversupply
4/12/2021 12:19	0:02	SSA2	0.03568	0.32800	Oversupply
4/12/2021 12:21	0:02	SSA3	0.04500	0.98000	Oversupply
4/12/2021 12:21	0:02	SSA2	0.03597	0.69600	Oversupply
4/12/2021 12:23	0:02	SSA3	0.04538	1.70200	Oversupply
4/12/2021 12:23	0:02	SSA2	0.03597	2.21700	Oversupply
4/12/2021 12:26	2:18	17-2	1.51290	0.75000	Oversupply
4/12/2021 12:27	0:02	SSA3	0.04537	1.66300	Oversupply
4/12/2021 12:27	0:02	SSA2	0.03568	0.62500	Oversupply
4/12/2021 12:29	0:02	SSA3	0.07133	1.42900	Oversupply
4/12/2021 12:29	0:02	SSA2	0.06344	0.68200	Oversupply
4/12/2021 12:31	0:02	SSA3	0.08840	0.61900	Oversupply
4/12/2021 12:31	0:04	SSA2	0.18293	0.04700	Oversupply
4/12/2021 12:32	0:01	KWPPI	0.00865	4.51874	Oversupply
4/12/2021 12:33	0:02	SSA3	0.08840	0.03900	Oversupply
4/12/2021 12:34	0:01	KWPPI	0.00374	4.70736	Oversupply
4/12/2021 12:35	0:02	SSA3	0.08767	0.08000	Oversupply
4/12/2021 12:35	0:02	SSA2	0.09033	-0.00200	Oversupply
4/12/2021 12:37	0:02	SSA3	0.08840	0.11400	Oversupply
4/12/2021 12:37	0:02	SSA2	0.09109	0.07700	Oversupply
4/12/2021 12:39	0:02	SSA3	0.08840	0.85800	Oversupply
4/12/2021 12:39	0:02	SSA2	0.09109	0.27500	Oversupply
4/12/2021 12:41	0:02	SSA3	0.08840	0.16900	Oversupply
4/12/2021 12:41	0:02	SSA2	0.09033	0.42700	Oversupply
4/12/2021 12:43	0:02	SSA3	0.08945	0.09300	Oversupply
4/12/2021 12:43	0:02	SSA2	0.09272	0.01600	Oversupply
4/12/2021 12:44	0:01	KWPPI	0.00869	6.64139	Oversupply
4/12/2021 12:45	0:02	SSA3	0.09512	0.14600	Oversupply



Maui Curtailment Report

Start Date and Time	Duration (minutes)	IPP Curtailed	Estimated Curtailed MWH	Peak MW Curtailed	Reasons for Curtailment
4/12/2021 12:45	0:02	SSA2	0.08677	0.10200	Oversupply
4/12/2021 12:47	0:02	SSA3	0.09512	0.09000	Oversupply
4/12/2021 12:47	0:02	SSA2	0.08821	0.19400	Oversupply
4/12/2021 12:49	1:32	SSA3	4.36295	0.34300	Oversupply
4/12/2021 12:49	1:08	SSA2	1.97711	0.01400	Oversupply
4/12/2021 12:50	1:06	KWPPII	3.69699	13.03529	Oversupply
4/12/2021 13:58	0:15	KWPPII	0.28287	14.46037	Oversupply
4/12/2021 13:58	0:24	SSA2	0.93696	0.00200	Oversupply
4/12/2021 14:14	0:01	KWPPII	0.00034	13.02032	Oversupply
4/12/2021 14:17	0:04	KWPPII	0.02571	13.45543	Oversupply
4/12/2021 14:22	0:03	KWPPII	0.05495	13.21093	Oversupply
4/12/2021 14:22	0:04	SSA3	0.15991	0.00200	Oversupply
4/12/2021 14:22	0:02	SSA2	0.09243	0.00900	Oversupply
4/12/2021 14:24	0:02	SSA2	0.09243	0.01000	Oversupply
4/12/2021 14:26	0:02	SSA3	0.07800	0.11500	Oversupply
4/12/2021 14:26	0:02	SSA2	0.09167	0.09300	Oversupply
4/12/2021 14:28	0:02	SSA3	0.07221	0.08100	Oversupply
4/12/2021 14:28	0:02	SSA2	0.08359	0.06300	Oversupply
4/12/2021 14:30	0:02	SSA3	0.01714	0.54900	Oversupply
4/12/2021 14:30	0:02	SSA2	0.02837	0.14100	Oversupply
4/12/2021 14:32	0:02	SSA3	0.01714	0.55400	Oversupply
4/12/2021 14:32	0:02	SSA2	0.02860	1.00000	Oversupply
4/12/2021 14:36	0:02	SSA3	0.01714	2.22100	Oversupply
4/12/2021 14:36	0:02	SSA2	0.02837	1.06200	Oversupply
4/12/2021 21:21	0:01	KWPPII	0.00344	19.20665	Oversupply
4/12/2021 21:26	0:09	KWPPII	0.11844	20.70059	Oversupply
4/12/2021 23:44	0:04	KWPPII	0.06762	18.83241	Oversupply
4/12/2021 23:49	1:21	KWPPII	5.10668	19.17272	Oversupply
4/13/2021 1:22	0:13	KWPPII	0.14647	18.73661	Oversupply
4/13/2021 1:42	0:04	KWPPII	0.02692	18.42724	Oversupply
4/13/2021 1:49	0:01	KWPPII	0.00148	18.08894	Oversupply
4/13/2021 1:58	0:10	KWPPII	0.17271	18.44720	Oversupply
4/13/2021 2:29	0:02	KWPPII	0.04750	17.67978	Oversupply
4/13/2021 2:38	0:02	KWPPII	0.02982	18.68472	Oversupply
4/13/2021 2:41	0:02	KWPPII	0.02048	18.77154	Oversupply
4/13/2021 3:01	0:03	KWPPII	0.02346	18.67274	Oversupply
4/13/2021 3:51	0:03	KWPPII	0.02969	17.85043	Oversupply
4/13/2021 4:14	0:03	KWPPII	0.02750	16.80756	Oversupply
4/13/2021 6:09	12:36	BS250	Data is not available	Data is not available	System Constraint
4/13/2021 8:32	0:12	17-2	0.02034	0.31500	Oversupply
4/13/2021 8:33	0:02	SSA2	0.01565	0.99100	Oversupply
4/13/2021 8:33	0:02	SSA3	0.02291	1.70600	Oversupply
4/13/2021 8:35	0:02	SSA2	0.01540	0.01200	Oversupply
4/13/2021 8:35	0:02	SSA3	0.02291	0.22400	Oversupply
4/13/2021 8:37	0:02	SSA2	0.01553	0.28500	Oversupply
4/13/2021 8:37	0:02	SSA3	0.02291	0.60000	Oversupply
4/13/2021 8:39	0:02	SSA2	0.01553	0.32800	Oversupply
4/13/2021 8:39	0:02	SSA3	0.02291	0.10900	Oversupply
4/13/2021 8:41	0:02	SSA2	0.01540	0.81600	Oversupply
4/13/2021 8:41	0:02	SSA3	0.02291	1.33000	Oversupply
4/13/2021 8:45	0:14	17-2	0.01748	0.09500	Oversupply
4/13/2021 8:45	0:02	SSA2	0.02255	0.02800	Oversupply
4/13/2021 8:45	0:02	SSA3	0.03941	1.54200	Oversupply
4/13/2021 8:47	0:06	SSA2	0.06745	0.17300	Oversupply
4/13/2021 8:47	0:06	SSA3	0.11791	0.68300	Oversupply
4/13/2021 8:48	0:06	KWPPII	0.10583	15.95730	Oversupply
4/13/2021 8:53	0:02	SSA2	0.02255	-0.00200	Oversupply
4/13/2021 8:53	0:02	SSA3	0.03941	0.22300	Oversupply
4/13/2021 8:55	0:02	SSA2	0.02236	0.69200	Oversupply
4/13/2021 8:55	0:02	SSA3	0.03941	1.03700	Oversupply
4/13/2021 9:15	0:02	SSA3	0.00486	1.33200	Oversupply
4/13/2021 9:16	0:01	17-2	0.00016	0.30100	Oversupply
4/13/2021 10:04	6:32	17-2	3.86537	0.75000	Oversupply
4/13/2021 10:04	0:02	SSA2	0.02699	1.60300	Oversupply
4/13/2021 10:04	0:02	SSA3	0.03800	2.90500	Oversupply
4/13/2021 10:06	0:02	SSA2	0.02699	0.84900	Oversupply
4/13/2021 10:06	0:02	SSA3	0.03800	1.10800	Oversupply
4/13/2021 10:08	0:02	SSA2	0.02721	0.76900	Oversupply
4/13/2021 10:08	0:02	SSA3	0.03800	1.26900	Oversupply
4/13/2021 10:10	0:02	SSA2	0.02721	0.36500	Oversupply
4/13/2021 10:10	0:02	SSA3	0.03800	0.58700	Oversupply
4/13/2021 10:12	0:02	SSA2	0.02699	0.03500	Oversupply
4/13/2021 10:12	0:02	SSA3	0.03800	0.36100	Oversupply
4/13/2021 10:14	0:02	SSA2	0.03900	0.12600	Oversupply
4/13/2021 10:14	0:02	SSA3	0.07181	2.40200	Oversupply



Maui Curtailment Report

Start Date and Time	Duration (minutes)	IPP Curtailed	Estimated Curtailed MWH	Peak MW Curtailed	Reasons for Curtailment
4/13/2021 10:16	0:05	KWP/II	0.06347	13.63606	Oversupply
4/13/2021 10:16	0:06	SSA2	0.20259	0.00800	Oversupply
4/13/2021 10:16	0:04	SSA3	0.18822	0.02900	Oversupply
4/13/2021 10:20	0:02	SSA3	0.09372	0.00700	Oversupply
4/13/2021 10:22	0:02	SSA2	0.06716	0.05600	Oversupply
4/13/2021 10:22	0:02	SSA3	0.09372	0.29300	Oversupply
4/13/2021 10:24	0:21	KWP/II	0.76680	12.36267	Oversupply
4/13/2021 10:24	0:22	SSA2	0.56067	0.00400	Oversupply
4/13/2021 10:24	0:54	SSA3	2.57982	0.00500	Oversupply
4/13/2021 10:46	0:32	KWP/II	5.12407	17.47519	Oversupply
4/13/2021 10:46	0:32	SSA2	0.53591	-0.00200	Oversupply
4/13/2021 11:18	0:02	SSA2	0.03164	0.75500	Oversupply
4/13/2021 11:18	0:02	SSA3	0.08705	1.51500	Oversupply
4/13/2021 11:20	2:02	KWP/II	19.31340	15.11304	Oversupply
4/13/2021 11:20	2:03	SSA2	4.14914	0.01700	Oversupply
4/13/2021 11:20	2:01	SSA3	5.73716	0.13600	Oversupply
4/13/2021 11:59	0:01	AWE	0.00154	11.90000	Oversupply
4/13/2021 12:01	1:17	AWE	3.57441	11.10000	Oversupply
4/13/2021 12:42	0:01	5A	Data is not available	Data is not available	Oversupply
4/13/2021 12:42	0:01	MS	Data is not available	Data is not available	Oversupply
4/13/2021 13:21	0:02	SSA3	0.09377	0.00200	Oversupply
4/13/2021 13:23	0:02	SSA2	0.09646	0.07900	Oversupply
4/13/2021 13:24	0:02	SSA3	0.09377	0.22200	Oversupply
4/13/2021 13:25	2:54	KWP/II	35.98361	20.65368	Oversupply
4/13/2021 13:25	2:55	SSA2	6.59307	0.00100	Oversupply
4/13/2021 13:26	2:53	SSA3	7.09480	0.00200	Oversupply
4/13/2021 13:31	0:01	AWE	0.00170	8.40000	Oversupply
4/13/2021 13:42	0:01	AWE	0.00386	8.40000	Oversupply
4/13/2021 13:44	0:28	AWE	0.50547	7.20000	Oversupply
4/13/2021 14:02	0:02	5A	Data is not available	Data is not available	Oversupply
4/13/2021 14:02	0:02	MS	Data is not available	Data is not available	Oversupply
4/13/2021 14:05	0:01	5A	Data is not available	Data is not available	Oversupply
4/13/2021 14:05	0:01	MS	Data is not available	Data is not available	Oversupply
4/13/2021 14:09	0:01	5A	Data is not available	Data is not available	Oversupply
4/13/2021 14:09	0:01	MS	Data is not available	Data is not available	Oversupply
4/13/2021 14:16	0:05	AWE	0.04292	1.40000	Oversupply
4/13/2021 14:17	0:01	5A	Data is not available	Data is not available	Oversupply
4/13/2021 14:17	0:01	MS	Data is not available	Data is not available	Oversupply
4/13/2021 14:20	0:01	5A	Data is not available	Data is not available	Oversupply
4/13/2021 14:20	0:01	MS	Data is not available	Data is not available	Oversupply
4/13/2021 14:29	0:01	5A	Data is not available	Data is not available	Oversupply
4/13/2021 14:29	0:01	MS	Data is not available	Data is not available	Oversupply
4/13/2021 14:41	0:03	5A	Data is not available	Data is not available	Oversupply
4/13/2021 14:41	0:03	MS	Data is not available	Data is not available	Oversupply
4/13/2021 14:46	0:01	5A	Data is not available	Data is not available	Oversupply
4/13/2021 14:46	0:01	MS	Data is not available	Data is not available	Oversupply
4/13/2021 14:48	0:01	5A	Data is not available	Data is not available	Oversupply
4/13/2021 14:48	0:01	MS	Data is not available	Data is not available	Oversupply
4/13/2021 14:53	0:02	5A	Data is not available	Data is not available	Oversupply
4/13/2021 14:53	0:02	MS	Data is not available	Data is not available	Oversupply
4/13/2021 14:59	0:01	5A	Data is not available	Data is not available	Oversupply
4/13/2021 14:59	0:01	MS	Data is not available	Data is not available	Oversupply
4/13/2021 16:19	0:02	SSA3	0.03719	0.41800	Oversupply
4/13/2021 16:20	0:02	SSA2	0.05422	-0.00300	Oversupply
4/13/2021 16:21	0:02	SSA3	0.03719	0.80300	Oversupply
4/13/2021 16:22	0:02	SSA2	0.05422	0.29300	Oversupply
4/13/2021 16:23	0:02	SSA3	0.03719	0.31000	Oversupply
4/13/2021 16:24	0:02	SSA2	0.05422	0.70200	Oversupply
4/13/2021 16:25	0:02	SSA3	0.03719	1.29600	Oversupply
4/13/2021 16:26	0:02	SSA2	0.05377	1.18900	Oversupply
4/13/2021 16:27	0:02	SSA3	0.03689	0.55800	Oversupply
4/13/2021 16:28	0:02	SSA2	0.04809	0.41900	Oversupply
4/13/2021 16:29	0:02	SSA3	0.02059	0.31900	Oversupply
4/13/2021 16:30	0:02	SSA2	0.00952	1.46200	Oversupply
4/13/2021 16:31	0:02	SSA3	0.00646	1.22000	Oversupply
4/13/2021 16:32	0:02	SSA2	0.00944	1.12900	Oversupply
4/13/2021 16:33	0:02	SSA3	0.00651	1.21600	Oversupply
4/13/2021 16:34	0:02	SSA2	0.00952	0.69300	Oversupply
4/13/2021 16:35	0:02	SSA3	0.00641	1.51400	Oversupply
4/13/2021 21:09	0:23	KWP/II	0.77569	20.70358	Oversupply
4/13/2021 22:37	0:02	KWP/II	0.02829	18.97412	Oversupply
4/13/2021 22:40	0:01	KWP/II	0.01109	18.99808	Oversupply
4/13/2021 23:00	0:01	KWP/II	0.01347	18.80846	Oversupply
4/13/2021 23:59	5:00	KWP/II	34.20804	20.64470	Oversupply
4/14/2021 6:08	12:37	BS250	Data is not available	Data is not available	System Constraint



Maui Curtailment Report

Start Date and Time	Duration (minutes)	IPP Curtailed	Estimated Curtailed MWH	Peak MW Curtailed	Reasons for Curtailment
4/14/2021 8:16	0:01	17-2	0.00030	0.11800	Oversupply
4/14/2021 8:25	0:01	17-2	0.00037	0.13800	Oversupply
4/14/2021 9:07	0:01	17-2	0.00315	0.68700	Oversupply
4/14/2021 9:14	0:02	SSA2	0.00778	1.84800	Oversupply
4/14/2021 9:15	0:04	17-2	0.04472	0.75000	Oversupply
4/14/2021 9:16	0:02	SSA2	0.01560	1.87500	Oversupply
4/14/2021 9:24	7:19	17-2	4.48620	0.75000	Oversupply
4/14/2021 9:24	0:02	SSA2	0.01560	1.98300	Oversupply
4/14/2021 9:25	0:02	SSA3	0.01365	0.06300	Oversupply
4/14/2021 9:26	0:02	SSA2	0.01547	0.11200	Oversupply
4/14/2021 9:28	0:02	SSA3	0.01407	1.65200	Oversupply
4/14/2021 9:28	0:02	SSA2	0.03315	1.24400	Oversupply
4/14/2021 9:30	0:02	SSA3	0.07033	1.68000	Oversupply
4/14/2021 9:30	0:02	SSA2	0.06494	1.26500	Oversupply
4/14/2021 9:32	0:02	SSA3	0.07150	1.06200	Oversupply
4/14/2021 9:32	0:02	SSA2	0.06494	1.18400	Oversupply
4/14/2021 9:34	5:55	KWPPII	76.61784	18.99907	Oversupply
4/14/2021 9:34	5:55	SSA3	16.31256	0.16500	Oversupply
4/14/2021 9:34	5:54	SSA2	16.08983	0.00700	Oversupply
4/14/2021 9:40	0:01	AWE	0.00167	0.10000	Oversupply
4/14/2021 9:49	0:01	AWE	0.00167	0.10000	Oversupply
4/14/2021 10:45	0:11	AWE	0.21722	5.80000	Oversupply
4/14/2021 10:59	1:01	AWE	4.18155	12.10000	Oversupply
4/14/2021 12:02	2:06	AWE	8.71143	15.50000	Oversupply
4/14/2021 14:10	0:02	AWE	0.03232	12.50000	Oversupply
4/14/2021 14:13	0:25	AWE	1.47617	13.30000	Oversupply
4/14/2021 14:40	0:40	AWE	2.01859	17.50000	Oversupply
4/14/2021 15:29	0:02	SSA2	0.09416	0.09600	Oversupply
4/14/2021 15:29	0:02	SSA3	0.07962	0.39900	Oversupply
4/14/2021 15:31	0:59	KWPPII	8.13861	20.64770	Oversupply
4/14/2021 15:31	1:00	SSA2	2.24386	0.03300	Oversupply
4/14/2021 15:31	1:00	SSA3	1.99462	0.07500	Oversupply
4/14/2021 15:38	0:01	AWE	0.00073	18.10000	Oversupply
4/14/2021 16:31	0:02	SSA2	0.04844	0.07500	Oversupply
4/14/2021 16:31	0:02	SSA3	0.03293	0.40400	Oversupply
4/14/2021 16:33	0:06	SSA2	0.14453	0.15500	Oversupply
4/14/2021 16:33	0:06	SSA3	0.09989	0.16600	Oversupply
4/14/2021 16:34	0:04	KWPPII	0.04138	20.65668	Oversupply
4/14/2021 16:39	0:01	KWPPII	0.00543	20.59680	Oversupply
4/14/2021 16:39	0:02	SSA2	0.04844	-0.00300	Oversupply
4/14/2021 16:39	0:02	SSA3	0.03320	0.09400	Oversupply
4/14/2021 16:41	0:02	SSA2	0.04844	0.53000	Oversupply
4/14/2021 16:41	0:02	SSA3	0.03293	1.09000	Oversupply
4/14/2021 16:46	0:01	17-2	0.00173	0.38400	Oversupply
4/14/2021 22:21	0:18	KWPPII	0.86572	19.18669	Oversupply
4/14/2021 22:56	0:01	AWE	0.00167	0.10000	Oversupply
4/14/2021 23:18	0:12	KWPPII	0.82094	19.19966	Oversupply
4/15/2021 0:09	0:12	KWPPII	0.24619	20.62873	Oversupply
4/15/2021 0:24	0:33	KWPPII	2.01634	20.63173	Oversupply
4/15/2021 1:36	2:57	KWPPII	23.04493	20.60478	Oversupply
4/15/2021 4:52	0:04	KWPPII	0.03547	19.66271	Oversupply
4/15/2021 4:58	0:31	KWPPII	0.55652	20.55888	Oversupply
4/15/2021 5:30	0:26	KWPPII	1.15264	20.25250	Oversupply
4/15/2021 5:57	0:01	KWPPII	0.00255	16.60797	Oversupply
4/15/2021 6:07	12:38	BS250	Data is not available	Data is not available	System Constraint
4/15/2021 6:18	0:02	KWPPII	0.01631	15.32760	Oversupply
4/15/2021 6:21	0:01	KWPPII	0.00232	16.13893	Oversupply
4/15/2021 6:24	0:03	KWPPII	0.03284	17.58996	Oversupply
4/15/2021 6:30	0:02	17-2	0.00040	0.02000	Oversupply
4/15/2021 6:30	0:02	KWPPII	0.02232	18.46217	Oversupply
4/15/2021 8:07	0:03	17-2	0.02225	0.44500	Oversupply
4/15/2021 8:07	0:02	SSA2	0.00792	0.52500	Oversupply
4/15/2021 8:07	0:02	SSA3	0.00292	0.34100	Oversupply
4/15/2021 8:09	0:02	SSA2	0.00779	0.54600	Oversupply
4/15/2021 8:33	0:01	17-2	0.00900	0.54000	Oversupply
4/15/2021 8:44	0:04	17-2	0.01821	0.60400	Oversupply
4/15/2021 8:45	0:02	SSA2	0.02891	1.43200	Oversupply
4/15/2021 8:45	0:02	SSA3	0.04373	0.19200	Oversupply
4/15/2021 8:49	6:22	17-2	3.87445	0.75000	Oversupply
4/15/2021 8:49	0:02	SSA2	0.02891	0.99200	Oversupply
4/15/2021 8:49	0:02	SSA3	0.04373	0.11900	Oversupply
4/15/2021 8:51	0:02	SSA2	0.02868	1.11000	Oversupply
4/15/2021 8:52	0:02	SSA3	0.04373	0.81500	Oversupply
4/15/2021 8:53	0:01	KWPPII	0.00260	8.42574	Oversupply
4/15/2021 8:53	0:02	SSA2	0.02891	-0.00200	Oversupply



Maui Curtailment Report

Start Date and Time	Duration (minutes)	IPP Curtailed	Estimated Curtailed MWH	Peak MW Curtailed	Reasons for Curtailment
4/15/2021 8:54	0:02	SSA3	0.04373	0.03300	Oversupply
4/15/2021 8:55	0:02	SSA2	0.02891	-0.00200	Oversupply
4/15/2021 8:56	0:02	SSA3	0.04373	0.75800	Oversupply
4/15/2021 8:57	0:04	SSA2	0.06877	-0.00200	Oversupply
4/15/2021 8:58	0:01	KWPPII	0.00610	8.36586	Oversupply
4/15/2021 8:58	0:02	SSA3	0.04417	0.02300	Oversupply
4/15/2021 9:00	0:02	SSA3	0.06320	0.00300	Oversupply
4/15/2021 9:01	0:02	SSA2	0.01674	0.24500	Oversupply
4/15/2021 9:02	0:02	SSA3	0.06425	0.12000	Oversupply
4/15/2021 9:03	0:02	SSA2	0.01646	0.25000	Oversupply
4/15/2021 9:04	0:02	SSA3	0.06320	0.35700	Oversupply
4/15/2021 9:05	0:40	SSA2	0.85167	0.02200	Oversupply
4/15/2021 9:06	0:40	KWPPII	1.46114	10.87372	Oversupply
4/15/2021 9:06	0:42	SSA3	1.47219	0.01000	Oversupply
4/15/2021 9:46	0:02	SSA2	0.07630	0.41700	Oversupply
4/15/2021 9:47	0:01	KWPPII	0.00393	9.80092	Oversupply
4/15/2021 9:48	0:02	SSA2	0.07567	0.06400	Oversupply
4/15/2021 9:48	0:02	SSA3	0.08870	0.09800	Oversupply
4/15/2021 9:50	0:29	KWPPII	2.01884	13.45244	Oversupply
4/15/2021 9:50	0:28	SSA2	1.09974	0.02200	Oversupply
4/15/2021 9:50	0:30	SSA3	1.22895	0.04600	Oversupply
4/15/2021 10:18	0:02	SSA2	0.06195	0.01900	Oversupply
4/15/2021 10:20	0:02	SSA2	0.06195	0.03900	Oversupply
4/15/2021 10:20	0:02	SSA3	0.03393	0.12000	Oversupply
4/15/2021 10:22	0:02	SSA2	0.06144	1.70500	Oversupply
4/15/2021 10:22	0:02	SSA3	0.03393	0.95700	Oversupply
4/15/2021 10:24	0:02	SSA2	0.06195	2.08300	Oversupply
4/15/2021 10:24	0:02	SSA3	0.03393	1.40300	Oversupply
4/15/2021 10:26	0:02	SSA2	0.06195	0.07700	Oversupply
4/15/2021 10:26	0:02	SSA3	0.03393	0.94800	Oversupply
4/15/2021 10:28	0:02	SSA2	0.06635	0.53800	Oversupply
4/15/2021 10:28	0:02	SSA3	0.04060	0.77700	Oversupply
4/15/2021 10:30	1:35	KWPPII	5.95337	14.93141	Oversupply
4/15/2021 10:30	1:35	SSA2	4.50500	0.03000	Oversupply
4/15/2021 10:30	1:34	SSA3	4.24987	0.01900	Oversupply
4/15/2021 12:04	0:02	SSA2	0.09243	-0.00300	Oversupply
4/15/2021 12:05	0:02	SSA3	0.09377	0.48000	Oversupply
4/15/2021 12:07	0:02	SSA2	0.09243	0.00200	Oversupply
4/15/2021 12:07	0:01	KWPPII	0.00272	10.16318	Oversupply
4/15/2021 12:07	0:02	SSA3	0.09377	0.00000	Oversupply
4/15/2021 12:09	0:02	SSA2	0.09243	0.37900	Oversupply
4/15/2021 12:09	0:02	SSA3	0.09377	0.13800	Oversupply
4/15/2021 12:11	1:18	SSA2	3.71792	0.23500	Oversupply
4/15/2021 12:11	1:16	SSA3	3.43802	0.00600	Oversupply
4/15/2021 12:12	1:16	KWPPII	7.47030	13.50533	Oversupply
4/15/2021 13:28	0:02	SSA3	0.07187	0.40500	Oversupply
4/15/2021 13:29	0:02	SSA2	0.08520	0.21700	Oversupply
4/15/2021 13:30	0:02	SSA3	0.08436	0.54100	Oversupply
4/15/2021 13:31	0:02	SSA2	0.08233	1.49100	Oversupply
4/15/2021 13:32	0:02	SSA3	0.08367	0.54300	Oversupply
4/15/2021 13:33	0:02	SSA2	0.08302	0.70600	Oversupply
4/15/2021 13:34	0:02	SSA3	0.08506	1.07000	Oversupply
4/15/2021 13:35	0:02	SSA2	0.08371	1.11400	Oversupply
4/15/2021 13:36	0:02	SSA3	0.08436	0.64300	Oversupply
4/15/2021 13:37	0:03	KWPPII	0.05060	14.01528	Oversupply
4/15/2021 13:37	1:10	SSA2	3.28953	0.00900	Oversupply
4/15/2021 13:38	1:08	SSA3	2.91773	0.00300	Oversupply
4/15/2021 13:41	1:06	KWPPII	3.61557	17.84943	Oversupply
4/15/2021 14:46	0:02	SSA3	0.04740	0.08900	Oversupply
4/15/2021 14:48	0:02	SSA2	0.08840	0.12900	Oversupply
4/15/2021 14:48	0:02	SSA3	0.04740	0.10800	Oversupply
4/15/2021 14:50	0:02	KWPPII	0.02834	18.02806	Oversupply
4/15/2021 14:50	0:04	SSA2	0.17606	0.06400	Oversupply
4/15/2021 14:50	0:02	SSA3	0.04701	0.00300	Oversupply
4/15/2021 14:52	0:02	SSA3	0.04740	0.07700	Oversupply
4/15/2021 14:54	0:02	SSA2	0.08767	-0.00300	Oversupply
4/15/2021 14:56	0:02	SSA2	0.08840	-0.00300	Oversupply
4/15/2021 14:56	0:02	SSA3	0.04740	0.14200	Oversupply
4/15/2021 14:58	0:02	SSA2	0.08501	0.21400	Oversupply
4/15/2021 14:58	0:02	SSA3	0.02800	1.00300	Oversupply
4/15/2021 22:38	0:01	KWPPII	0.00376	17.22571	Oversupply
4/16/2021 6:07	12:39	BS250	Data is not available	Data is not available	System Constraint
4/16/2021 10:52	0:01	17-2	0.00096	0.30000	Oversupply
4/16/2021 11:22	0:01	17-2	0.00183	0.75000	Oversupply
4/16/2021 11:27	1:46	17-2	1.13818	0.75000	Oversupply



Maui Curtailment Report

Start Date and Time	Duration (minutes)	IPP Curtailed	Estimated Curtailed MWH	Peak MW Curtailed	Reasons for Curtailment
4/16/2021 11:27	0:02	SSA2	0.00504	2.76900	Oversupply
4/16/2021 11:28	0:02	SSA3	0.01302	2.26600	Oversupply
4/16/2021 11:29	0:02	SSA2	0.02242	2.11800	Oversupply
4/16/2021 11:30	0:02	SSA3	0.01983	2.07100	Oversupply
4/16/2021 11:31	0:02	SSA2	0.02790	2.08900	Oversupply
4/16/2021 11:32	0:02	SSA3	0.01967	1.79200	Oversupply
4/16/2021 11:33	0:02	SSA2	0.02767	1.48300	Oversupply
4/16/2021 11:34	0:02	SSA3	0.01999	2.47600	Oversupply
4/16/2021 11:35	0:02	SSA2	0.02790	2.13000	Oversupply
4/16/2021 11:36	0:02	SSA3	0.01967	2.02300	Oversupply
4/16/2021 11:37	0:04	SSA2	0.05556	1.78000	Oversupply
4/16/2021 11:40	0:02	SSA3	0.01983	2.28700	Oversupply
4/16/2021 11:41	0:02	SSA2	0.02790	1.39600	Oversupply
4/16/2021 11:42	0:02	SSA3	0.01983	2.29300	Oversupply
4/16/2021 11:43	0:02	SSA2	0.03127	2.73900	Oversupply
4/16/2021 11:44	0:02	SSA3	0.03461	2.84500	Oversupply
4/16/2021 11:45	0:02	SSA2	0.04000	0.92300	Oversupply
4/16/2021 11:46	0:02	SSA3	0.03865	1.71400	Oversupply
4/16/2021 11:47	0:02	SSA2	0.04000	0.88200	Oversupply
4/16/2021 11:48	0:02	SSA3	0.03865	1.02300	Oversupply
4/16/2021 11:49	0:02	SSA2	0.04000	1.61200	Oversupply
4/16/2021 11:50	0:02	SSA3	0.03865	1.89000	Oversupply
4/16/2021 11:51	0:02	SSA2	0.03967	1.95600	Oversupply
4/16/2021 11:52	0:02	SSA3	0.03865	1.84000	Oversupply
4/16/2021 11:53	0:02	SSA2	0.04000	1.96600	Oversupply
4/16/2021 11:54	0:02	SSA3	0.03865	2.06800	Oversupply
4/16/2021 11:55	0:02	SSA2	0.04000	2.08600	Oversupply
4/16/2021 11:56	0:02	SSA3	0.03833	1.94500	Oversupply
4/16/2021 11:57	0:02	SSA2	0.03967	1.78600	Oversupply
4/16/2021 11:58	0:02	SSA3	0.03637	1.61900	Oversupply
4/16/2021 11:59	0:02	SSA2	0.03433	1.92800	Oversupply
4/16/2021 12:00	0:02	SSA3	0.03193	2.30100	Oversupply
4/16/2021 12:01	0:02	SSA2	0.03327	1.69500	Oversupply
4/16/2021 12:02	0:02	SSA3	0.03272	1.36900	Oversupply
4/16/2021 12:03	0:02	SSA2	0.03355	1.64300	Oversupply
4/16/2021 12:04	0:02	SSA3	0.03246	1.99400	Oversupply
4/16/2021 12:05	0:02	SSA2	0.03327	2.23900	Oversupply
4/16/2021 12:06	0:02	SSA3	0.03219	1.93400	Oversupply
4/16/2021 12:07	0:02	SSA2	0.03300	1.79200	Oversupply
4/16/2021 12:08	0:02	SSA3	0.03193	1.87500	Oversupply
4/16/2021 12:09	0:02	SSA2	0.03327	1.84300	Oversupply
4/16/2021 12:10	0:02	SSA3	0.03193	1.36800	Oversupply
4/16/2021 12:11	0:02	SSA2	0.03327	2.21100	Oversupply
4/16/2021 12:12	0:02	SSA3	0.03193	1.55200	Oversupply
4/16/2021 12:13	0:02	SSA2	0.02293	1.90100	Oversupply
4/16/2021 12:14	0:02	SSA3	0.00893	2.24100	Oversupply
4/16/2021 12:15	0:02	SSA2	0.00767	2.84800	Oversupply
4/16/2021 12:16	0:02	SSA3	0.00773	2.28000	Oversupply
4/16/2021 12:19	0:02	SSA2	0.00767	2.26400	Oversupply
4/16/2021 12:20	0:02	SSA3	0.00773	2.56700	Oversupply
4/16/2021 12:21	0:02	SSA2	0.00773	2.68200	Oversupply
4/16/2021 12:22	0:02	SSA3	0.00773	2.60600	Oversupply
4/16/2021 12:23	0:02	SSA2	0.00779	2.94000	Oversupply
4/16/2021 12:24	0:02	SSA3	0.00773	2.87900	Oversupply
4/16/2021 12:27	0:02	SSA2	0.00773	2.59600	Oversupply
4/16/2021 12:29	0:02	SSA3	0.01180	2.69800	Oversupply
4/16/2021 12:29	0:02	SSA2	0.01795	1.73700	Oversupply
4/16/2021 12:31	0:02	SSA3	0.01593	2.82200	Oversupply
4/16/2021 12:31	0:02	SSA2	0.01833	2.16200	Oversupply
4/16/2021 12:33	0:02	SSA3	0.01580	2.35500	Oversupply
4/16/2021 12:33	0:02	SSA2	0.01849	2.61400	Oversupply
4/16/2021 12:35	0:02	SSA3	0.01580	2.25100	Oversupply
4/16/2021 12:35	0:02	SSA2	0.01864	2.17300	Oversupply
4/16/2021 12:37	0:02	SSA3	0.01580	2.23200	Oversupply
4/16/2021 12:37	0:02	SSA2	0.01849	2.34000	Oversupply
4/16/2021 12:39	0:02	SSA3	0.01580	2.07100	Oversupply
4/16/2021 12:39	0:02	SSA2	0.01833	2.25600	Oversupply
4/16/2021 12:41	0:02	SSA3	0.01580	2.32300	Oversupply
4/16/2021 12:41	0:02	SSA2	0.01849	2.42500	Oversupply
4/16/2021 12:43	0:02	SSA3	0.01560	2.85500	Oversupply
4/16/2021 12:46	0:02	SSA2	0.01042	2.89500	Oversupply
4/16/2021 12:47	0:02	SSA3	0.01311	2.80100	Oversupply
4/16/2021 12:48	0:02	SSA2	0.01042	2.91500	Oversupply
4/16/2021 12:50	0:02	SSA2	0.01042	2.81200	Oversupply
4/16/2021 12:51	0:02	SSA3	0.01300	2.91000	Oversupply



Maui Curtailment Report

Start Date and Time	Duration (minutes)	IPP Curtailed	Estimated Curtailed MWH	Peak MW Curtailed	Reasons for Curtailment
4/16/2021 12:52	0:02	SSA2	0.01042	2.86400	Oversupply
4/16/2021 12:53	0:02	SSA3	0.01311	2.49900	Oversupply
4/16/2021 12:54	0:02	SSA2	0.01033	2.10300	Oversupply
4/16/2021 12:55	0:02	SSA3	0.01322	1.71000	Oversupply
4/16/2021 12:56	0:02	SSA2	0.01042	2.17400	Oversupply
4/16/2021 12:57	0:02	SSA3	0.01332	2.45100	Oversupply
4/16/2021 12:58	0:02	SSA2	0.01042	2.74100	Oversupply
4/16/2021 12:59	0:02	SSA3	0.01055	1.81100	Oversupply
4/16/2021 13:01	0:02	SSA3	0.00907	2.89900	Oversupply
4/16/2021 13:02	0:02	SSA2	0.01042	2.05900	Oversupply
4/16/2021 13:03	0:02	SSA3	0.00907	2.79100	Oversupply
4/16/2021 13:04	0:02	SSA2	0.01042	2.88000	Oversupply
4/16/2021 13:05	0:02	SSA3	0.00907	2.25700	Oversupply
4/16/2021 13:06	0:02	SSA2	0.01042	2.17400	Oversupply
4/16/2021 13:07	0:02	SSA3	0.00907	2.20000	Oversupply
4/16/2021 13:08	0:02	SSA2	0.01033	2.27800	Oversupply
4/16/2021 13:09	0:02	SSA3	0.00907	2.60900	Oversupply
4/16/2021 13:10	0:02	SSA2	0.01042	2.68600	Oversupply
4/16/2021 13:11	0:02	SSA3	0.00907	2.79200	Oversupply
4/16/2021 14:54	0:01	AWE	0.00167	0.10000	Oversupply
4/17/2021 6:06	12:40	BS250	Data is not available	Data is not available	System Constraint
4/17/2021 11:19	0:03	17-2	0.01702	0.75000	Oversupply
4/17/2021 11:28	0:02	17-2	0.00333	0.75000	Oversupply
4/17/2021 11:31	0:03	17-2	0.00107	0.75000	Oversupply
4/17/2021 11:41	0:01	17-2	0.00096	0.75000	Oversupply
4/17/2021 11:45	0:03	17-2	0.00268	0.75000	Oversupply
4/17/2021 11:49	0:01	17-2	0.00026	0.75000	Oversupply
4/17/2021 11:55	0:03	17-2	0.00218	0.75000	Oversupply
4/17/2021 12:01	0:01	17-2	0.00127	0.75000	Oversupply
4/17/2021 12:04	0:03	17-2	0.00091	0.75000	Oversupply
4/17/2021 12:19	0:13	17-2	0.09253	0.75000	Oversupply
4/17/2021 12:21	0:02	SSA2	0.01855	0.12800	Oversupply
4/17/2021 12:21	0:02	SSA3	0.04806	2.30200	Oversupply
4/17/2021 12:23	0:02	SSA2	0.01855	0.61300	Oversupply
4/17/2021 12:23	0:02	SSA3	0.04846	1.20200	Oversupply
4/17/2021 12:25	0:02	SSA2	0.01840	0.49300	Oversupply
4/17/2021 12:25	0:02	SSA3	0.04806	1.38700	Oversupply
4/17/2021 12:27	0:03	KWPPI	0.04091	6.46675	Oversupply
4/17/2021 12:27	0:04	SSA2	0.02681	0.02600	Oversupply
4/17/2021 12:27	0:04	SSA3	0.11006	0.03900	Oversupply
4/17/2021 12:31	0:02	SSA2	0.05166	-0.00200	Oversupply
4/17/2021 12:31	0:02	SSA3	0.03520	-0.00200	Oversupply
4/17/2021 12:34	0:01	17-2	0.00060	0.56600	Oversupply
4/17/2021 12:38	0:13	17-2	0.12012	0.75000	Oversupply
4/17/2021 12:39	0:02	SSA2	0.05166	2.24000	Oversupply
4/17/2021 12:39	0:02	SSA3	0.03491	2.09100	Oversupply
4/17/2021 12:41	0:02	SSA2	0.05209	0.14000	Oversupply
4/17/2021 12:41	0:02	SSA3	0.03491	0.19200	Oversupply
4/17/2021 12:43	0:02	SSA2	0.04777	0.10000	Oversupply
4/17/2021 12:43	0:02	SSA3	0.02411	0.37700	Oversupply
4/17/2021 12:45	0:02	SSA2	0.00846	1.03000	Oversupply
4/17/2021 12:45	0:02	SSA3	0.01046	0.40500	Oversupply
4/17/2021 12:47	0:02	SSA2	0.00853	1.58200	Oversupply
4/17/2021 12:47	0:02	SSA3	0.01046	2.48300	Oversupply
4/17/2021 12:49	0:02	SSA2	0.00846	1.46300	Oversupply
4/17/2021 13:41	0:02	SSA2	0.00207	2.01400	Oversupply
4/17/2021 13:43	0:31	17-2	0.20625	0.75000	Oversupply
4/17/2021 13:43	0:02	SSA2	0.01645	0.08100	Oversupply
4/17/2021 13:44	0:02	SSA3	0.02322	1.38600	Oversupply
4/17/2021 13:45	0:02	SSA2	0.04373	1.10200	Oversupply
4/17/2021 13:46	0:02	SSA3	0.05345	1.63800	Oversupply
4/17/2021 13:47	0:02	SSA2	0.04373	0.30200	Oversupply
4/17/2021 13:48	0:02	SSA3	0.05390	0.05900	Oversupply
4/17/2021 13:49	0:02	SSA2	0.04337	0.55100	Oversupply
4/17/2021 13:50	0:02	SSA3	0.05390	0.38800	Oversupply
4/17/2021 13:51	0:02	SSA2	0.04373	1.81500	Oversupply
4/17/2021 13:52	0:02	SSA3	0.05390	1.63700	Oversupply
4/17/2021 13:53	0:02	SSA2	0.04373	1.29900	Oversupply
4/17/2021 13:54	0:02	SSA3	0.05390	1.15800	Oversupply
4/17/2021 13:55	0:02	SSA2	0.04373	0.52800	Oversupply
4/17/2021 13:56	0:02	SSA3	0.05390	0.30800	Oversupply
4/17/2021 13:57	0:06	SSA2	0.08127	0.06200	Oversupply
4/17/2021 13:58	0:06	SSA3	0.10757	0.03300	Oversupply
4/17/2021 13:59	0:04	KWPPI	0.06977	13.04827	Oversupply
4/17/2021 14:04	0:02	SSA2	0.01884	0.21900	Oversupply



Maui Curtailment Report

Start Date and Time	Duration (minutes)	IPP Curtailed	Estimated Curtailed MWH	Peak MW Curtailed	Reasons for Curtailment
4/17/2021 14:04	0:02	SSA3	0.02720	0.16800	Oversupply
4/17/2021 14:06	0:02	SSA2	0.01884	0.73300	Oversupply
4/17/2021 14:06	0:02	SSA3	0.02720	1.16800	Oversupply
4/17/2021 14:08	0:02	SSA2	0.01869	1.06000	Oversupply
4/17/2021 14:08	0:02	SSA3	0.02698	0.09400	Oversupply
4/17/2021 14:10	0:02	SSA2	0.01884	0.82600	Oversupply
4/17/2021 14:10	0:02	SSA3	0.02742	0.10500	Oversupply
4/17/2021 14:12	0:02	SSA2	0.01884	0.84900	Oversupply
4/17/2021 14:12	0:02	SSA3	0.02720	0.69800	Oversupply
4/17/2021 14:15	0:01	17-2	0.00797	0.67800	Oversupply
4/17/2021 14:23	0:03	17-2	0.01650	0.40800	Oversupply
4/17/2021 14:24	0:02	SSA2	0.00260	0.06900	Oversupply
4/17/2021 14:24	0:02	SSA3	-0.00136	1.84500	Oversupply
4/17/2021 14:27	0:01	17-2	0.00267	0.75000	Oversupply
4/17/2021 14:30	0:01	17-2	0.00183	0.75000	Oversupply
4/17/2021 14:32	0:02	17-2	0.01333	0.75000	Oversupply
4/17/2021 15:12	0:19	17-2	0.17121	0.75000	Oversupply
4/17/2021 15:14	0:02	SSA2	0.01338	1.35500	Oversupply
4/17/2021 15:16	0:02	SSA3	0.05897	1.23400	Oversupply
4/17/2021 15:18	0:01	KWPPI	0.00699	15.67788	Oversupply
4/17/2021 15:18	0:02	SSA2	0.04244	0.03100	Oversupply
4/17/2021 15:18	0:02	SSA3	0.05800	0.12700	Oversupply
4/17/2021 15:20	0:03	KWPPI	0.03744	16.32355	Oversupply
4/17/2021 15:20	0:02	SSA2	0.04209	-0.00200	Oversupply
4/17/2021 15:20	0:02	SSA3	0.05848	-0.00200	Oversupply
4/17/2021 15:22	0:02	SSA2	0.04244	-0.00200	Oversupply
4/17/2021 15:22	0:02	SSA3	0.05848	-0.00300	Oversupply
4/17/2021 15:24	0:02	SSA2	0.04244	0.21600	Oversupply
4/17/2021 15:24	0:02	SSA3	0.05848	0.09300	Oversupply
4/17/2021 15:26	0:02	SSA2	0.04209	0.16700	Oversupply
4/17/2021 15:26	0:02	SSA3	0.05848	0.27300	Oversupply
4/17/2021 15:28	0:02	SSA2	0.03217	0.69200	Oversupply
4/17/2021 15:28	0:02	SSA3	0.04057	0.56800	Oversupply
4/17/2021 15:32	0:01	17-2	0.00822	0.49300	Oversupply
4/17/2021 16:55	0:01	AWE	0.00167	0.10000	Oversupply
4/17/2021 21:06	0:02	KWPPI	0.02470	19.15376	Oversupply
4/17/2021 21:11	0:03	KWPPI	0.03093	18.90626	Oversupply
4/17/2021 21:16	1:29	KWPPI	6.32216	20.55489	Oversupply
4/18/2021 1:29	0:05	KWPPI	0.03735	15.72279	Oversupply
4/18/2021 2:51	0:43	KWPPI	2.72664	15.61401	Oversupply
4/18/2021 3:53	1:38	KWPPI	9.23019	18.35340	Oversupply
4/18/2021 6:05	12:41	BS250	Data is not available	Data is not available	System Constraint
4/18/2021 8:14	0:02	SSA3	0.01160	1.41000	Oversupply
4/18/2021 8:15	0:01	17-2	0.00182	0.27100	Oversupply
4/18/2021 8:16	0:02	SSA2	0.01729	0.77800	Oversupply
4/18/2021 8:16	0:02	SSA3	0.01953	1.43900	Oversupply
4/18/2021 8:17	0:08	17-2	0.04760	0.56600	Oversupply
4/18/2021 8:18	0:02	SSA2	0.01729	0.36400	Oversupply
4/18/2021 8:18	0:02	SSA3	0.01953	0.04700	Oversupply
4/18/2021 8:20	0:02	SSA2	0.01729	0.01400	Oversupply
4/18/2021 8:20	0:02	SSA3	0.01953	0.02000	Oversupply
4/18/2021 8:21	0:01	KWPPI	0.00246	16.34751	Oversupply
4/18/2021 8:22	0:02	SSA2	0.01729	0.11900	Oversupply
4/18/2021 8:22	0:02	SSA3	0.01953	0.58500	Oversupply
4/18/2021 8:26	0:02	SSA2	0.01729	0.22200	Oversupply
4/18/2021 8:26	0:02	SSA3	0.01937	1.09600	Oversupply
4/18/2021 8:27	0:02	17-2	0.02140	0.64900	Oversupply
4/18/2021 8:46	0:57	17-2	0.36100	0.75000	Oversupply
4/18/2021 8:46	0:04	SSA2	0.04774	0.10200	Oversupply
4/18/2021 8:47	0:02	SSA3	0.05804	0.87600	Oversupply
4/18/2021 8:49	0:46	SSA3	1.69214	0.65200	Oversupply
4/18/2021 8:50	0:45	KWPPI	3.44821	18.27156	Oversupply
4/18/2021 8:50	0:44	SSA2	0.76719	0.01300	Oversupply
4/18/2021 9:35	0:02	SSA2	0.02253	0.22900	Oversupply
4/18/2021 9:35	0:02	SSA3	0.05074	0.26300	Oversupply
4/18/2021 9:37	0:02	SSA2	0.02253	1.15200	Oversupply
4/18/2021 9:37	0:02	SSA3	0.05074	1.79800	Oversupply
4/18/2021 9:39	0:02	SSA2	0.02234	0.52500	Oversupply
4/18/2021 9:39	0:02	SSA3	0.05074	0.29600	Oversupply
4/18/2021 9:41	0:02	SSA2	0.02253	0.61100	Oversupply
4/18/2021 9:41	0:02	SSA3	0.05074	0.36100	Oversupply
4/18/2021 9:45	0:16	17-2	0.09972	0.75000	Oversupply
4/18/2021 9:45	0:02	SSA2	0.04025	1.41100	Oversupply
4/18/2021 9:45	0:02	SSA3	0.02548	0.53600	Oversupply
4/18/2021 9:47	0:12	SSA2	0.24081	0.01900	Oversupply



Maui Curtailment Report

Start Date and Time	Duration (minutes)	IPP Curtailed	Estimated Curtailed MWH	Peak MW Curtailed	Reasons for Curtailment
4/18/2021 9:47	0:12	SSA3	0.15266	0.02100	Oversupply
4/18/2021 9:48	0:11	KWP/II	0.18027	15.26173	Oversupply
4/18/2021 9:59	0:02	SSA2	0.03287	0.18400	Oversupply
4/18/2021 9:59	0:02	SSA3	0.01762	0.11400	Oversupply
4/18/2021 10:02	1:45	17-2	0.86003	0.75000	Oversupply
4/18/2021 10:03	0:02	SSA2	0.03321	0.85500	Oversupply
4/18/2021 10:03	0:02	SSA3	0.01692	0.13500	Oversupply
4/18/2021 10:05	0:02	SSA2	0.03266	0.79200	Oversupply
4/18/2021 10:05	0:02	SSA3	0.01706	0.92600	Oversupply
4/18/2021 10:07	0:02	SSA2	0.03293	0.79600	Oversupply
4/18/2021 10:07	0:02	SSA3	0.01692	0.37900	Oversupply
4/18/2021 10:09	0:02	SSA2	0.03293	0.12800	Oversupply
4/18/2021 10:09	1:36	SSA3	1.43182	0.28600	Oversupply
4/18/2021 10:10	1:37	KWP/II	16.17301	15.16193	Oversupply
4/18/2021 10:11	1:37	SSA2	2.42882	0.00300	Oversupply
4/18/2021 10:37	0:03	AWE	0.01261	15.40000	Oversupply
4/18/2021 10:41	0:24	AWE	0.97885	16.50000	Oversupply
4/18/2021 11:08	0:02	AWE	0.04265	17.40000	Oversupply
4/18/2021 11:11	0:01	AWE	0.00193	15.80000	Oversupply
4/18/2021 11:15	0:02	AWE	0.01457	17.00000	Oversupply
4/18/2021 11:19	0:08	AWE	0.10633	17.60000	Oversupply
4/18/2021 11:30	0:03	AWE	0.06398	18.70000	Oversupply
4/18/2021 11:34	0:02	AWE	0.03396	18.70000	Oversupply
4/18/2021 11:39	0:01	AWE	0.00190	19.10000	Oversupply
4/18/2021 11:48	4:18	SSA3	9.83080	0.86600	Oversupply
4/18/2021 11:49	2:29	KWP/II	16.38246	18.67773	Oversupply
4/18/2021 11:49	4:32	17-2	2.88377	0.75000	Oversupply
4/18/2021 11:50	4:16	SSA2	10.95314	0.00300	Oversupply
4/18/2021 13:07	0:01	AWE	0.00460	16.90000	Oversupply
4/18/2021 13:10	0:01	AWE	0.00839	15.40000	Oversupply
4/18/2021 13:12	0:56	AWE	4.21018	17.20000	Oversupply
4/18/2021 14:11	0:01	AWE	0.01802	16.20000	Oversupply
4/18/2021 14:19	1:47	KWP/II	21.45811	20.23953	Oversupply
4/18/2021 14:21	0:02	AWE	0.00293	17.80000	Oversupply
4/18/2021 14:25	0:03	AWE	0.02340	16.50000	Oversupply
4/18/2021 14:30	0:02	AWE	0.00150	17.80000	Oversupply
4/18/2021 14:33	0:22	AWE	0.94042	18.00000	Oversupply
4/18/2021 14:56	0:09	AWE	0.40823	18.80000	Oversupply
4/18/2021 15:06	0:03	AWE	0.05446	19.00000	Oversupply
4/18/2021 15:12	0:01	AWE	0.00828	20.70000	Oversupply
4/18/2021 15:15	0:02	AWE	0.01899	20.20000	Oversupply
4/18/2021 15:18	0:01	AWE	0.00657	19.40000	Oversupply
4/18/2021 16:05	0:02	SSA2	0.07814	-0.00200	Oversupply
4/18/2021 16:07	0:06	KWP/II	0.08886	15.40743	Oversupply
4/18/2021 16:07	0:06	SSA3	0.17934	0.03300	Oversupply
4/18/2021 16:07	0:06	SSA2	0.23379	0.01900	Oversupply
4/18/2021 16:13	0:02	SSA3	0.05665	0.00100	Oversupply
4/18/2021 16:13	0:02	SSA2	0.06038	0.37700	Oversupply
4/18/2021 16:15	0:02	SSA3	0.00968	0.41400	Oversupply
4/18/2021 16:15	0:02	SSA2	0.01728	0.87900	Oversupply
4/18/2021 16:17	0:02	SSA3	0.00968	1.22600	Oversupply
4/18/2021 16:17	0:02	SSA2	0.01713	0.90900	Oversupply
4/18/2021 16:19	0:02	SSA3	0.00968	1.55400	Oversupply
4/18/2021 16:19	0:02	SSA2	0.01728	1.26800	Oversupply
4/18/2021 16:23	0:01	17-2	0.00273	0.48400	Oversupply
4/18/2021 16:25	0:02	SSA2	0.01728	2.10500	Oversupply
4/18/2021 16:26	0:02	17-2	0.00923	0.48200	Oversupply
4/18/2021 16:31	0:04	17-2	0.02365	0.49600	Oversupply
4/18/2021 16:31	0:02	SSA3	0.00645	1.47000	Oversupply
4/18/2021 16:31	0:02	SSA2	0.01474	2.13900	Oversupply
4/18/2021 16:33	0:02	SSA3	0.00645	0.11100	Oversupply
4/18/2021 16:33	0:02	SSA2	0.01487	0.43000	Oversupply
4/18/2021 16:36	0:07	17-2	0.04215	0.45800	Oversupply
4/18/2021 16:39	0:02	SSA3	0.00645	1.46400	Oversupply
4/18/2021 16:41	0:02	SSA3	0.00640	0.97000	Oversupply
4/18/2021 16:47	0:02	SSA2	0.00778	1.98500	Oversupply
4/18/2021 16:48	0:04	17-2	0.02325	0.37600	Oversupply
4/18/2021 16:49	0:02	SSA3	0.00532	0.19400	Oversupply
4/18/2021 16:49	0:02	SSA2	0.00778	0.03200	Oversupply
4/18/2021 16:51	0:02	SSA3	0.00532	0.53100	Oversupply
4/18/2021 17:01	0:02	SSA2	-0.00092	1.21700	Oversupply
4/18/2021 17:19	0:02	SSA3	0.00967	0.96200	Oversupply
4/18/2021 17:20	0:06	17-2	0.01970	0.21600	Oversupply
4/18/2021 17:20	0:02	SSA2	0.01943	0.11200	Oversupply
4/18/2021 17:21	0:02	SSA3	0.00959	0.00600	Oversupply



Maui Curtailment Report

Start Date and Time	Duration (minutes)	IPP Curtailed	Estimated Curtailed MWH	Peak MW Curtailed	Reasons for Curtailment
4/18/2021 17:22	0:02	SSA2	0.01943	0.00300	Oversupply
4/18/2021 17:23	0:02	SSA3	0.00975	0.35500	Oversupply
4/18/2021 17:24	0:02	SSA2	0.01943	0.12400	Oversupply
4/18/2021 17:25	0:02	SSA3	0.00975	0.55900	Oversupply
4/18/2021 17:30	0:12	17-2	0.03275	0.21700	Oversupply
4/18/2021 17:30	0:02	SSA2	0.02495	0.84200	Oversupply
4/18/2021 17:31	0:02	SSA3	0.01374	0.66600	Oversupply
4/18/2021 17:32	0:02	SSA2	0.02475	0.97000	Oversupply
4/18/2021 17:33	0:02	SSA3	0.01374	0.05200	Oversupply
4/18/2021 17:34	0:04	SSA2	0.04991	0.21900	Oversupply
4/18/2021 17:35	0:02	SSA3	0.01374	0.01600	Oversupply
4/18/2021 17:38	0:02	SSA2	0.02495	1.14200	Oversupply
4/18/2021 17:39	0:01	KWP11	0.00105	20.06289	Oversupply
4/18/2021 17:39	0:02	SSA3	0.01374	0.08300	Oversupply
4/18/2021 17:52	0:02	SSA2	0.00375	0.82900	Oversupply
4/18/2021 23:04	0:04	AWE	0.02330	19.90000	Oversupply
4/18/2021 23:10	0:04	AWE	0.02901	18.80000	Oversupply
4/18/2021 23:17	0:01	AWE	0.00171	20.30000	Oversupply
4/18/2021 23:40	0:01	AWE	0.00015	18.00000	Oversupply
4/19/2021 1:10	0:05	KWP11	0.06174	1.10973	Oversupply
4/19/2021 1:17	0:01	KWP11	0.00056	1.03388	Oversupply
4/19/2021 6:04	12:43	BS250	Data is not available	Data is not available	System Constraint
4/19/2021 14:41	0:02	17-2	0.00683	0.75000	Oversupply
4/20/2021 0:18	0:01	AWE	0.00391	14.50000	Oversupply
4/20/2021 2:31	0:01	AWE	0.00546	21.00000	Oversupply
4/20/2021 3:14	0:02	AWE	0.00880	20.90000	Oversupply
4/20/2021 3:25	0:02	AWE	0.00263	21.00000	Oversupply
4/20/2021 6:03	6:18	BS250	Data is not available	Data is not available	System Constraint
4/20/2021 10:37	0:02	SSA2	0.01761	1.80900	Oversupply
4/20/2021 10:38	0:02	SSA3	0.03084	0.08000	Oversupply
4/20/2021 10:39	0:02	SSA2	0.01761	0.25300	Oversupply
4/20/2021 10:40	0:02	SSA3	0.03059	2.69800	Oversupply
4/20/2021 10:41	0:02	SSA2	0.01747	1.62400	Oversupply
4/20/2021 10:42	0:02	SSA3	0.03059	2.03900	Oversupply
4/20/2021 10:43	0:02	SSA2	0.01830	1.13100	Oversupply
4/20/2021 10:44	0:02	SSA3	0.03148	0.04400	Oversupply
4/20/2021 10:45	0:02	SSA2	0.01892	0.07400	Oversupply
4/20/2021 12:10	0:02	17-2	0.01025	0.50700	Oversupply
4/20/2021 12:10	0:02	SSA2	0.03445	2.07200	Oversupply
4/20/2021 12:12	0:02	SSA2	0.03474	1.09600	Oversupply
4/20/2021 12:13	0:01	17-2	0.00642	0.38500	Oversupply
4/20/2021 12:29	0:02	17-2	0.01359	0.75000	Oversupply
4/20/2021 12:29	0:02	SSA3	0.03306	2.34400	Oversupply
4/20/2021 12:50	0:02	17-2	0.02363	0.74400	Oversupply
4/20/2021 12:50	0:02	SSA2	0.01176	2.91400	Oversupply
4/20/2021 12:55	0:01	17-2	0.00688	0.41300	Oversupply
4/20/2021 12:57	0:32	17-2	0.35495	0.75000	Oversupply
4/20/2021 12:58	0:02	SSA2	0.01970	2.90800	Oversupply
4/20/2021 12:59	0:02	SSA3	0.00436	0.11900	Oversupply
4/20/2021 13:00	0:02	SSA2	0.05747	0.35600	Oversupply
4/20/2021 13:01	0:02	SSA3	0.05996	0.47400	Oversupply
4/20/2021 13:02	0:02	SSA2	0.05747	0.10900	Oversupply
4/20/2021 13:03	0:02	SSA3	0.06046	0.64300	Oversupply
4/20/2021 13:04	0:02	SSA2	0.05795	1.76500	Oversupply
4/20/2021 13:05	0:02	SSA3	0.06046	1.44600	Oversupply
4/20/2021 13:06	0:02	SSA2	0.05700	1.65900	Oversupply
4/20/2021 13:07	0:02	SSA3	0.06046	1.02600	Oversupply
4/20/2021 13:08	0:02	SSA2	0.05747	0.59100	Oversupply
4/20/2021 13:09	0:02	SSA3	0.06046	1.69700	Oversupply
4/20/2021 13:10	0:02	SSA2	0.05747	1.61800	Oversupply
4/20/2021 13:11	0:02	SSA3	0.06046	1.27400	Oversupply
4/20/2021 13:12	0:02	SSA2	0.05747	1.02600	Oversupply
4/20/2021 13:13	0:02	SSA3	0.06473	0.84600	Oversupply
4/20/2021 13:14	0:02	SSA2	0.06873	1.10000	Oversupply
4/20/2021 13:15	0:02	SSA3	0.05594	0.52300	Oversupply
4/20/2021 13:16	0:02	SSA2	0.07361	1.14400	Oversupply
4/20/2021 13:17	0:02	SSA3	0.05641	2.59600	Oversupply
4/20/2021 13:18	0:02	SSA2	0.07422	2.46300	Oversupply
4/20/2021 13:19	0:02	SSA3	0.05641	0.74700	Oversupply
4/20/2021 13:20	0:02	SSA2	0.07300	0.57100	Oversupply
4/20/2021 13:21	0:01	BS250	Data is not available	Data is not available	Oversupply
4/20/2021 13:21	0:02	SSA3	0.05641	0.00400	Oversupply
4/20/2021 13:22	0:02	SSA2	0.07361	0.04800	Oversupply
4/20/2021 13:23	0:02	SSA3	0.05641	0.14200	Oversupply
4/20/2021 13:24	0:02	SSA2	0.07361	0.12300	Oversupply



Maui Curtailment Report

Start Date and Time	Duration (minutes)	IPP Curtailed	Estimated Curtailed MWH	Peak MW Curtailed	Reasons for Curtailment
4/20/2021 13:25	0:02	SSA3	0.05641	0.11800	Oversupply
4/20/2021 13:26	0:02	SSA2	0.07300	0.13200	Oversupply
4/20/2021 13:28	0:02	SSA3	0.05587	0.93900	Oversupply
4/20/2021 13:36	0:02	17-2	0.01269	0.75000	Oversupply
4/20/2021 13:40	0:03	17-2	0.03750	0.75000	Oversupply
4/20/2021 13:40	0:02	SSA3	0.00639	2.81800	Oversupply
4/20/2021 13:40	0:02	SSA2	0.01167	2.60500	Oversupply
4/20/2021 13:42	0:02	SSA3	0.00639	2.32100	Oversupply
4/20/2021 13:42	0:02	SSA2	0.01176	2.52800	Oversupply
4/20/2021 13:44	0:38	17-2	0.25263	0.75000	Oversupply
4/20/2021 13:48	0:02	SSA3	0.01999	2.60200	Oversupply
4/20/2021 13:48	0:02	SSA2	0.02252	0.77100	Oversupply
4/20/2021 13:50	0:02	SSA3	0.01983	1.92300	Oversupply
4/20/2021 13:50	0:02	SSA2	0.02252	2.25400	Oversupply
4/20/2021 13:54	0:02	SSA3	0.01983	2.37900	Oversupply
4/20/2021 13:56	0:02	SSA3	0.01983	2.33600	Oversupply
4/20/2021 13:56	0:02	SSA2	0.02233	2.49200	Oversupply
4/20/2021 13:58	0:02	SSA3	0.01786	2.03500	Oversupply
4/20/2021 13:58	0:02	SSA2	0.01802	1.48100	Oversupply
4/20/2021 14:00	0:02	SSA3	0.00370	1.82500	Oversupply
4/20/2021 14:00	0:02	SSA2	0.01042	1.98900	Oversupply
4/20/2021 14:02	0:02	SSA2	0.01042	2.91700	Oversupply
4/20/2021 14:25	0:01	17-2	0.00087	0.70500	Oversupply
4/20/2021 14:59	0:01	17-2	0.00157	0.75000	Oversupply
4/21/2021 9:20	0:01	17-2	0.00167	0.75000	Oversupply
4/21/2021 9:22	0:01	17-2	0.00027	0.66600	Oversupply
4/21/2021 9:28	0:03	17-2	0.00581	0.75000	Oversupply
4/21/2021 9:37	0:01	17-2	0.00050	0.75000	Oversupply
4/21/2021 9:49	0:01	17-2	0.00050	0.75000	Oversupply
4/21/2021 10:05	0:02	17-2	0.00062	0.75000	Oversupply
4/21/2021 10:08	1:49	17-2	0.03161	0.75000	Oversupply
4/21/2021 12:00	0:01	17-2	0.00283	0.75000	Oversupply
4/21/2021 12:30	0:01	17-2	0.00089	0.75000	Oversupply
4/21/2021 12:33	0:05	17-2	0.04383	0.75000	Oversupply
4/21/2021 12:33	0:02	SSA3	0.01300	1.97900	Oversupply
4/21/2021 12:39	0:01	17-2	0.00183	0.75000	Oversupply
4/21/2021 12:42	0:01	17-2	0.00500	0.75000	Oversupply
4/21/2021 12:44	0:15	17-2	0.17400	0.75000	Oversupply
4/21/2021 12:44	0:02	SSA3	0.02826	2.50300	Oversupply
4/21/2021 12:45	0:02	SSA2	0.03598	1.78700	Oversupply
4/21/2021 12:46	0:02	SSA3	0.04269	2.19100	Oversupply
4/21/2021 12:47	0:02	SSA2	0.03598	0.27800	Oversupply
4/21/2021 12:48	0:02	SSA3	0.04304	0.82400	Oversupply
4/21/2021 12:49	0:02	SSA2	0.03658	0.07300	Oversupply
4/21/2021 12:50	0:02	SSA3	0.04269	0.52900	Oversupply
4/21/2021 12:51	0:02	SSA2	0.03628	0.22600	Oversupply
4/21/2021 12:52	0:02	SSA3	0.04269	0.55800	Oversupply
4/21/2021 12:53	0:02	SSA2	0.03628	1.10100	Oversupply
4/21/2021 12:54	0:02	SSA3	0.04269	1.91600	Oversupply
4/21/2021 12:56	0:02	SSA3	0.04269	1.68600	Oversupply
4/22/2021 6:19	0:01	17-2	0.00005	0.01100	Oversupply
4/22/2021 7:58	0:04	17-2	0.00792	0.45600	Oversupply
4/22/2021 7:59	0:02	SSA3	-0.00697	1.14700	Oversupply
4/22/2021 8:49	0:18	17-2	0.05817	0.75000	Oversupply
4/22/2021 8:54	0:02	SSA3	0.02439	0.31100	Oversupply
4/22/2021 8:55	0:05	BS250	Data is not available	Data is not available	Oversupply
4/22/2021 8:55	0:02	SSA2	0.01565	0.07600	Oversupply
4/22/2021 8:56	0:04	KWP11	0.05529	3.04776	Oversupply
4/22/2021 8:56	0:04	SSA3	0.04479	-0.00200	Oversupply
4/22/2021 8:57	0:04	SSA2	0.04276	0.00400	Oversupply
4/22/2021 9:00	0:02	SSA3	0.01721	-0.00200	Oversupply
4/22/2021 9:01	0:02	SSA2	0.00743	0.05600	Oversupply
4/22/2021 9:02	0:02	SSA3	0.01735	0.13100	Oversupply
4/22/2021 9:03	0:02	SSA2	0.00743	0.02900	Oversupply
4/22/2021 9:04	0:02	SSA3	0.01735	1.27900	Oversupply
4/22/2021 9:05	0:02	SSA2	0.00736	0.34700	Oversupply
4/22/2021 9:28	0:02	SSA3	0.03160	2.24200	Oversupply
4/22/2021 9:29	6:27	17-2	3.77250	0.75000	Oversupply
4/22/2021 9:29	0:02	SSA2	0.02486	2.32800	Oversupply
4/22/2021 9:30	5:59	SSA3	15.94618	0.62600	Oversupply
4/22/2021 9:31	5:59	BS250	Data is not available	Data is not available	Oversupply
4/22/2021 9:31	5:59	KWP11	52.77674	17.78157	Oversupply
4/22/2021 9:31	0:02	SSA2	0.05350	0.02100	Oversupply
4/22/2021 9:33	0:02	SSA2	0.05306	0.00300	Oversupply
4/22/2021 9:35	6:12	SSA2	15.37452	0.00200	Oversupply



Maui Curtailment Report

Start Date and Time	Duration (minutes)	IPP Curtailed	Estimated Curtailed MWH	Peak MW Curtailed	Reasons for Curtailment
4/22/2021 9:39	0:01	AWE	0.00010	20.10000	Oversupply
4/22/2021 9:43	0:01	AWE	0.00240	20.00000	Oversupply
4/22/2021 9:47	0:01	AWE	0.01273	19.60000	Oversupply
4/22/2021 9:51	0:01	AWE	0.00152	20.30000	Oversupply
4/22/2021 9:56	0:01	AWE	0.00214	20.70000	Oversupply
4/22/2021 9:59	0:01	AWE	0.00040	19.90000	Oversupply
4/22/2021 10:01	0:06	AWE	0.03040	19.90000	Oversupply
4/22/2021 10:09	0:01	AWE	0.00683	20.30000	Oversupply
4/22/2021 10:11	0:02	AWE	0.02112	20.10000	Oversupply
4/22/2021 10:15	0:02	AWE	0.01083	19.90000	Oversupply
4/22/2021 10:18	0:02	AWE	0.01517	19.70000	Oversupply
4/22/2021 10:21	4:55	AWE	41.29738	21.00000	Oversupply
4/22/2021 15:17	0:04	AWE	0.10037	20.20000	Oversupply
4/22/2021 15:24	0:01	AWE	0.01452	20.80000	Oversupply
4/22/2021 15:29	0:02	SSA3	0.07898	0.01800	Oversupply
4/22/2021 15:31	0:16	SSA3	0.51392	0.02400	Oversupply
4/22/2021 15:32	0:16	BS250	Data is not available	Data is not available	Oversupply
4/22/2021 15:32	0:15	KWPPII	0.77585	8.74608	Oversupply
4/22/2021 15:47	0:02	SSA2	0.04020	0.00000	Oversupply
4/22/2021 15:48	0:02	SSA3	0.02965	-0.00300	Oversupply
4/22/2021 15:49	0:02	SSA2	0.04020	0.11600	Oversupply
4/22/2021 15:50	0:02	SSA3	0.02965	-0.00300	Oversupply
4/22/2021 15:51	0:02	SSA2	0.03987	0.56000	Oversupply
4/22/2021 15:52	0:02	SSA3	0.02965	0.56000	Oversupply
4/22/2021 15:54	0:02	SSA3	0.02965	1.76600	Oversupply
4/22/2021 21:40	0:08	KWPPII	0.48909	19.21463	Oversupply
4/22/2021 22:04	0:03	KWPPII	0.02593	17.35744	Oversupply
4/22/2021 22:09	0:06	KWPPII	0.13790	19.14477	Oversupply
4/22/2021 22:40	0:04	KWPPII	0.09262	18.96315	Oversupply
4/22/2021 22:46	0:02	KWPPII	0.00946	16.42934	Oversupply
4/22/2021 23:03	0:01	KWPPII	0.00337	13.20195	Oversupply
4/22/2021 23:10	0:28	KWPPII	2.53992	18.47515	Oversupply
4/22/2021 23:50	0:01	KWPPII	0.00503	17.51711	Oversupply
4/22/2021 23:54	0:06	KWPPII	0.04611	15.91339	Oversupply
4/23/2021 0:01	0:02	KWPPII	0.00538	14.26976	Oversupply
4/23/2021 0:19	0:26	KWPPII	1.89612	18.93820	Oversupply
4/23/2021 0:46	1:32	KWPPII	17.33723	20.34232	Oversupply
4/23/2021 1:17	0:02	AWE	0.00328	15.20000	Oversupply
4/23/2021 1:22	0:01	AWE	0.00995	14.60000	Oversupply
4/23/2021 1:49	0:05	AWE	0.02547	16.80000	Oversupply
4/23/2021 1:56	0:01	AWE	0.00168	17.00000	Oversupply
4/23/2021 1:58	0:04	AWE	0.05634	16.60000	Oversupply
4/23/2021 2:03	0:05	AWE	0.02371	15.10000	Oversupply
4/23/2021 2:21	0:58	KWPPII	10.85474	15.81460	Oversupply
4/23/2021 2:37	0:01	AWE	0.00589	15.90000	Oversupply
4/23/2021 2:39	0:03	AWE	0.02098	16.00000	Oversupply
4/23/2021 2:43	0:02	AWE	0.00393	14.00000	Oversupply
4/23/2021 2:48	0:01	AWE	0.00244	12.30000	Oversupply
4/23/2021 3:09	0:01	AWE	0.00170	10.80000	Oversupply
4/23/2021 3:11	0:04	AWE	0.09877	10.90000	Oversupply
4/23/2021 3:22	1:02	KWPPII	12.82386	17.85641	Oversupply
4/23/2021 3:31	0:02	AWE	0.01386	8.90000	Oversupply
4/23/2021 3:48	0:02	AWE	0.00825	12.00000	Oversupply
4/23/2021 3:51	0:01	AWE	0.00427	12.30000	Oversupply
4/23/2021 4:04	0:06	AWE	0.09504	14.30000	Oversupply
4/23/2021 4:15	0:02	AWE	0.01105	15.50000	Oversupply
4/23/2021 4:19	0:01	AWE	0.00209	15.50000	Oversupply
4/23/2021 4:26	0:01	KWPPII	0.00667	7.61640	Oversupply
4/23/2021 4:28	0:03	KWPPII	0.05729	9.47159	Oversupply
4/23/2021 4:33	0:19	KWPPII	1.22058	14.57414	Oversupply
4/23/2021 7:00	0:04	17-2	0.00323	0.05700	Oversupply
4/23/2021 7:00	0:04	KWPPII	0.13739	13.52030	Oversupply
4/23/2021 7:01	0:04	SSA2	0.00541	0.00300	Oversupply
4/23/2021 7:01	0:02	SSA3	0.00570	-0.00100	Oversupply
4/23/2021 7:09	0:01	17-2	0.00058	0.03500	Oversupply
4/23/2021 7:19	0:02	KWPPII	0.03202	18.66476	Oversupply
4/23/2021 7:19	9:12	17-2	4.69685	0.75000	Oversupply
4/23/2021 7:19	0:10	SSA2	0.03368	0.14100	Oversupply
4/23/2021 7:19	0:08	SSA3	0.05635	0.01600	Oversupply
4/23/2021 7:22	0:01	KWPPII	0.01360	17.05805	Oversupply
4/23/2021 7:24	0:01	KWPPII	0.00266	16.15989	Oversupply
4/23/2021 7:27	0:01	KWPPII	0.00805	13.53427	Oversupply
4/23/2021 7:29	0:02	SSA3	0.02184	0.46300	Oversupply
4/23/2021 7:31	4:12	BS250	Data is not available	Data is not available	Oversupply
4/23/2021 7:31	8:51	KWPPII	142.21357	20.70558	Oversupply



Maui Curtailment Report

Start Date and Time	Duration (minutes)	IPP Curtailed	Estimated Curtailed MWH	Peak MW Curtailed	Reasons for Curtailment
4/23/2021 7:31	0:02	SSA2	0.00537	0.03300	Oversupply
4/23/2021 7:31	8:48	SSA3	19.13800	0.25500	Oversupply
4/23/2021 7:33	8:49	SSA2	14.42522	0.00300	Oversupply
4/23/2021 8:05	0:04	AWE	0.01829	20.60000	Oversupply
4/23/2021 8:18	0:01	AWE	0.00462	20.10000	Oversupply
4/23/2021 8:22	0:10	AWE	0.10741	20.70000	Oversupply
4/23/2021 8:33	0:06	AWE	0.07293	20.20000	Oversupply
4/23/2021 8:40	0:05	AWE	0.09397	19.90000	Oversupply
4/23/2021 8:49	0:16	AWE	0.52296	20.50000	Oversupply
4/23/2021 9:06	0:01	AWE	0.00740	19.50000	Oversupply
4/23/2021 9:08	0:01	AWE	0.00053	20.00000	Oversupply
4/23/2021 9:10	1:08	AWE	5.78898	20.80000	Oversupply
4/23/2021 10:19	2:59	AWE	26.69161	20.90000	Oversupply
4/23/2021 11:43	7:05	BS250	Data is not available	Data is not available	System Constraint
4/23/2021 11:43	7:05	MS	Data is not available	Data is not available	System Constraint
4/23/2021 13:20	0:30	AWE	1.28650	20.50000	Oversupply
4/23/2021 14:00	0:28	AWE	1.40026	20.40000	Oversupply
4/23/2021 16:20	0:02	SSA3	0.04013	0.02700	Oversupply
4/23/2021 16:22	0:02	SSA3	0.04013	0.22500	Oversupply
4/23/2021 16:22	0:02	SSA2	0.06364	0.04800	Oversupply
4/23/2021 16:24	0:02	KWP/II	0.00781	20.69061	Oversupply
4/23/2021 16:24	0:02	SSA3	0.04013	0.02800	Oversupply
4/23/2021 16:24	0:02	SSA2	0.06471	0.04400	Oversupply
4/23/2021 16:26	0:02	SSA3	0.04013	0.36400	Oversupply
4/23/2021 16:26	0:02	SSA2	0.06471	0.59500	Oversupply
4/23/2021 16:28	0:02	SSA3	0.03939	0.43200	Oversupply
4/23/2021 16:28	0:02	SSA2	0.05040	1.18600	Oversupply
4/23/2021 16:30	0:02	SSA3	0.00290	0.31600	Oversupply
4/23/2021 16:30	0:02	SSA2	0.00265	0.30700	Oversupply
4/23/2021 16:35	0:03	17-2	0.02188	0.54300	Oversupply
4/23/2021 16:36	0:02	SSA3	0.00290	0.33200	Oversupply
4/23/2021 20:48	0:25	KWP/II	1.79304	20.70558	Oversupply
4/23/2021 21:19	0:02	KWP/II	0.02359	20.70757	Oversupply
4/23/2021 21:24	0:10	KWP/II	0.22263	20.70757	Oversupply
4/23/2021 22:12	1:10	KWP/II	7.25450	20.70757	Oversupply
4/23/2021 23:24	2:53	KWP/II	38.77191	20.70757	Oversupply
4/24/2021 1:54	0:15	AWE	0.25813	19.70000	Oversupply
4/24/2021 2:10	0:01	AWE	0.00564	17.30000	Oversupply
4/24/2021 2:19	0:45	KWP/II	13.53163	20.70757	Oversupply
4/24/2021 2:38	0:01	AWE	0.01172	15.60000	Oversupply
4/24/2021 2:50	0:01	AWE	0.00889	16.60000	Oversupply
4/24/2021 2:52	0:01	AWE	0.00705	15.60000	Oversupply
4/24/2021 2:56	0:01	AWE	0.00689	15.00000	Oversupply
4/24/2021 3:05	0:42	KWP/II	13.34517	20.70757	Oversupply
4/24/2021 3:22	0:12	AWE	0.69329	20.70000	Oversupply
4/24/2021 3:38	0:04	AWE	0.00955	17.50000	Oversupply
4/24/2021 3:49	11:12	KWP/II	178.23458	20.70757	Oversupply
4/24/2021 6:00	9:01	BS250	Data is not available	Data is not available	Oversupply
4/24/2021 6:12	8:48	SSA3	17.76807	0.01700	Oversupply
4/24/2021 6:13	8:47	SSA2	15.87783	-0.00200	Oversupply
4/24/2021 6:18	9:40	17-2	2.78983	0.75000	Oversupply
4/24/2021 8:07	5:25	AWE	85.27843	21.00000	Oversupply
4/24/2021 9:29	0:07	5A	Data is not available	Data is not available	Oversupply
4/24/2021 9:29	0:07	MS	Data is not available	Data is not available	Oversupply
4/24/2021 9:31	0:01	KWP	0.00088	27.08571	Oversupply
4/24/2021 9:37	0:05	5A	Data is not available	Data is not available	Oversupply
4/24/2021 9:37	0:05	MS	Data is not available	Data is not available	Oversupply
4/24/2021 9:38	0:01	KWP	0.00176	28.29890	Oversupply
4/24/2021 9:43	0:02	5A	Data is not available	Data is not available	Oversupply
4/24/2021 9:43	0:02	MS	Data is not available	Data is not available	Oversupply
4/24/2021 9:46	0:09	5A	Data is not available	Data is not available	Oversupply
4/24/2021 9:46	0:09	MS	Data is not available	Data is not available	Oversupply
4/24/2021 9:47	0:01	KWP	0.00176	26.71648	Oversupply
4/24/2021 9:50	0:01	KWP	0.00176	25.50330	Oversupply
4/24/2021 9:56	0:06	5A	Data is not available	Data is not available	Oversupply
4/24/2021 9:56	0:06	MS	Data is not available	Data is not available	Oversupply
4/24/2021 9:56	0:01	KWP	0.00088	26.03077	Oversupply
4/24/2021 10:03	0:12	5A	Data is not available	Data is not available	Oversupply
4/24/2021 10:03	0:12	MS	Data is not available	Data is not available	Oversupply
4/24/2021 10:10	0:02	KWP	0.00264	24.34286	Oversupply
4/24/2021 10:13	0:01	KWP	0.00088	21.81099	Oversupply
4/24/2021 10:17	0:06	5A	Data is not available	Data is not available	Oversupply
4/24/2021 10:17	0:06	MS	Data is not available	Data is not available	Oversupply
4/24/2021 10:20	0:02	KWP	0.00264	20.12308	Oversupply
4/24/2021 10:24	0:04	5A	Data is not available	Data is not available	Oversupply



Maui Curtailment Report

Start Date and Time	Duration (minutes)	IPP Curtailed	Estimated Curtailed MWH	Peak MW Curtailed	Reasons for Curtailment
4/24/2021 10:24	0:04	MS	Data is not available	Data is not available	Oversupply
4/24/2021 10:25	0:01	KWP	0.00088	18.85714	Oversupply
4/24/2021 10:27	0:01	KWP	0.00088	17.53846	Oversupply
4/24/2021 10:29	0:01	5A	Data is not available	Data is not available	Oversupply
4/24/2021 10:29	0:01	MS	Data is not available	Data is not available	Oversupply
4/24/2021 10:31	0:03	5A	Data is not available	Data is not available	Oversupply
4/24/2021 10:31	0:03	MS	Data is not available	Data is not available	Oversupply
4/24/2021 10:37	0:04	5A	Data is not available	Data is not available	Oversupply
4/24/2021 10:43	0:02	5A	Data is not available	Data is not available	Oversupply
4/24/2021 10:43	0:02	MS	Data is not available	Data is not available	Oversupply
4/24/2021 10:48	0:02	5A	Data is not available	Data is not available	Oversupply
4/24/2021 10:48	0:02	MS	Data is not available	Data is not available	Oversupply
4/24/2021 10:49	0:01	KWP	0.00088	23.60439	Oversupply
4/24/2021 10:51	0:07	5A	Data is not available	Data is not available	Oversupply
4/24/2021 10:51	0:07	MS	Data is not available	Data is not available	Oversupply
4/24/2021 10:59	0:01	5A	Data is not available	Data is not available	Oversupply
4/24/2021 10:59	0:01	MS	Data is not available	Data is not available	Oversupply
4/24/2021 10:59	0:01	KWP	0.00088	19.80659	Oversupply
4/24/2021 11:01	0:03	5A	Data is not available	Data is not available	Oversupply
4/24/2021 11:01	0:03	MS	Data is not available	Data is not available	Oversupply
4/24/2021 11:02	0:01	KWP	0.00176	21.54725	Oversupply
4/24/2021 11:05	0:05	5A	Data is not available	Data is not available	Oversupply
4/24/2021 11:05	0:05	MS	Data is not available	Data is not available	Oversupply
4/24/2021 11:06	0:02	KWP	0.00615	20.38681	Oversupply
4/24/2021 11:11	0:05	5A	Data is not available	Data is not available	Oversupply
4/24/2021 11:11	0:05	MS	Data is not available	Data is not available	Oversupply
4/24/2021 11:14	0:01	KWP	0.00088	18.75165	Oversupply
4/24/2021 11:17	0:02	5A	Data is not available	Data is not available	Oversupply
4/24/2021 11:17	0:02	MS	Data is not available	Data is not available	Oversupply
4/24/2021 11:20	0:08	5A	Data is not available	Data is not available	Oversupply
4/24/2021 11:20	0:08	MS	Data is not available	Data is not available	Oversupply
4/24/2021 11:24	0:01	KWP	0.00088	17.38022	Oversupply
4/24/2021 11:30	0:09	5A	Data is not available	Data is not available	Oversupply
4/24/2021 11:30	0:09	MS	Data is not available	Data is not available	Oversupply
4/24/2021 11:31	0:01	KWP	0.00088	16.58901	Oversupply
4/24/2021 11:33	0:01	KWP	0.00088	16.00879	Oversupply
4/24/2021 11:42	0:03	5A	Data is not available	Data is not available	Oversupply
4/24/2021 11:42	0:03	MS	Data is not available	Data is not available	Oversupply
4/24/2021 11:46	0:02	5A	Data is not available	Data is not available	Oversupply
4/24/2021 11:46	0:02	MS	Data is not available	Data is not available	Oversupply
4/24/2021 11:47	0:01	KWP	0.00176	17.90769	Oversupply
4/24/2021 11:49	0:05	5A	Data is not available	Data is not available	Oversupply
4/24/2021 11:49	0:05	MS	Data is not available	Data is not available	Oversupply
4/24/2021 11:55	0:03	5A	Data is not available	Data is not available	Oversupply
4/24/2021 11:55	0:03	MS	Data is not available	Data is not available	Oversupply
4/24/2021 11:57	0:01	KWP	0.00176	19.38461	Oversupply
4/24/2021 12:17	0:01	5A	Data is not available	Data is not available	Oversupply
4/24/2021 12:17	0:01	MS	Data is not available	Data is not available	Oversupply
4/24/2021 13:37	0:01	AWE	0.00724	21.00000	Oversupply
4/24/2021 13:48	0:09	AWE	0.22706	21.00000	Oversupply
4/24/2021 14:00	0:12	AWE	0.62912	21.00000	Oversupply
4/24/2021 14:15	0:36	AWE	1.95594	21.00000	Oversupply
4/24/2021 14:52	0:04	AWE	0.03722	21.00000	Oversupply
4/24/2021 15:01	0:02	SSA2	0.09567	-0.00300	Oversupply
4/24/2021 15:01	0:02	SSA3	0.03570	0.32500	Oversupply
4/24/2021 15:03	0:49	BS250	Data is not available	Data is not available	Oversupply
4/24/2021 15:03	0:42	KWPPII	4.35690	20.54490	Oversupply
4/24/2021 15:03	0:50	SSA2	1.60111	0.00400	Oversupply
4/24/2021 15:03	0:48	SSA3	0.90972	0.02100	Oversupply
4/24/2021 15:46	0:01	KWPPII	0.00810	20.13574	Oversupply
4/24/2021 15:48	0:04	KWPPII	0.05411	19.20066	Oversupply
4/24/2021 15:51	0:02	SSA3	0.04887	0.08800	Oversupply
4/24/2021 15:53	0:01	BS250	Data is not available	Data is not available	Oversupply
4/24/2021 15:53	0:01	KWPPII	0.00349	19.20964	Oversupply
4/24/2021 15:53	0:02	SSA2	0.02228	0.00300	Oversupply
4/24/2021 15:53	0:02	SSA3	0.04928	0.01100	Oversupply
4/24/2021 15:55	0:02	SSA2	0.02210	0.12500	Oversupply
4/24/2021 15:55	0:02	SSA3	0.04928	0.72600	Oversupply
4/24/2021 15:57	0:02	SSA3	0.04928	1.81500	Oversupply
4/24/2021 15:59	0:12	17-2	0.02728	0.18300	Oversupply
4/24/2021 15:59	0:02	SSA2	0.01240	0.70000	Oversupply
4/24/2021 15:59	0:02	SSA3	0.03108	0.23600	Oversupply
4/24/2021 16:01	0:02	SSA2	0.01596	0.07500	Oversupply
4/24/2021 16:01	0:02	SSA3	0.02174	0.26300	Oversupply



Maui Curtailment Report

Start Date and Time	Duration (minutes)	IPP Curtailed	Estimated Curtailed MWH	Peak MW Curtailed	Reasons for Curtailment
4/24/2021 16:03	0:02	SSA3	0.02174	1.70700	Oversupply
4/24/2021 16:05	0:02	SSA2	0.01596	0.02300	Oversupply
4/24/2021 16:05	0:02	SSA3	0.02174	0.49100	Oversupply
4/24/2021 16:07	0:02	SSA2	0.01610	0.41400	Oversupply
4/24/2021 16:08	0:02	SSA3	0.02174	0.73800	Oversupply
4/24/2021 16:09	0:02	SSA2	0.01610	0.38700	Oversupply
4/24/2021 16:10	0:02	SSA3	0.02156	0.88100	Oversupply
4/24/2021 16:13	0:06	17-2	0.01834	0.21400	Oversupply
4/24/2021 16:13	0:02	SSA2	0.00863	0.72700	Oversupply
4/24/2021 16:14	0:02	SSA3	0.01614	1.78900	Oversupply
4/24/2021 16:16	0:02	SSA3	0.00600	0.73600	Oversupply
4/24/2021 16:17	0:02	SSA2	0.00132	0.43300	Oversupply
4/24/2021 16:21	0:02	17-2	0.00452	0.21700	Oversupply
4/24/2021 16:22	0:02	SSA3	0.00600	1.76100	Oversupply
4/24/2021 16:24	0:01	17-2	0.00282	0.30900	Oversupply
4/24/2021 18:01	0:05	17-2	0.00490	0.06600	Oversupply
4/24/2021 18:01	0:02	SSA3	0.00529	0.16300	Oversupply
4/24/2021 18:02	0:06	BS250	Data is not available	Data is not available	Oversupply
4/24/2021 18:02	0:03	KWP11	0.02401	20.69759	Oversupply
4/24/2021 18:02	0:06	SSA2	0.03794	0.02700	Oversupply
4/24/2021 18:03	0:04	SSA3	0.01058	0.00600	Oversupply
4/24/2021 18:07	0:27	17-2	0.02360	0.11000	Oversupply
4/24/2021 18:07	0:02	SSA3	0.00529	0.06800	Oversupply
4/24/2021 18:08	0:02	SSA2	0.01272	0.22800	Oversupply
4/24/2021 18:10	0:23	BS250	Data is not available	Data is not available	Oversupply
4/24/2021 18:10	0:28	SSA2	0.12280	0.13300	Oversupply
4/24/2021 18:11	0:22	KWP11	0.47357	20.70757	Oversupply
4/24/2021 18:11	0:22	SSA3	0.04485	0.00200	Oversupply
4/24/2021 18:34	0:04	BS250	Data is not available	Data is not available	Oversupply
4/24/2021 18:35	0:03	17-2	0.00120	0.02800	Oversupply
4/24/2021 18:35	0:03	KWP11	0.04140	20.66965	Oversupply
4/24/2021 20:15	0:23	KWP11	0.84716	20.67664	Oversupply
4/24/2021 20:40	0:02	KWP11	0.00686	19.20765	Oversupply
4/24/2021 21:33	0:04	KWP11	0.02225	19.21064	Oversupply
4/24/2021 21:38	0:03	KWP11	0.02548	19.21064	Oversupply
4/24/2021 21:42	0:12	KWP11	0.28426	19.21064	Oversupply
4/24/2021 22:12	0:19	KWP11	2.14286	19.21064	Oversupply
4/24/2021 22:33	0:01	KWP11	0.00868	19.21064	Oversupply
4/24/2021 22:48	6:11	KWP11	92.32608	19.21064	Oversupply
4/25/2021 1:25	0:01	AWE	0.00133	19.00000	Oversupply
4/25/2021 1:27	2:33	AWE	7.11101	21.00000	Oversupply
4/25/2021 4:06	0:02	AWE	0.01011	21.00000	Oversupply
4/25/2021 4:09	0:06	AWE	0.09175	20.70000	Oversupply
4/25/2021 4:16	0:22	AWE	0.84761	21.00000	Oversupply
4/25/2021 5:01	1:55	BS250	Data is not available	Data is not available	Oversupply
4/25/2021 5:01	1:55	KWP11	15.42944	19.03999	Oversupply
4/25/2021 6:11	0:44	SSA3	0.09766	0.02700	Oversupply
4/25/2021 6:14	0:42	SSA2	0.06050	0.00000	Oversupply
4/25/2021 6:29	0:27	17-2	0.01840	0.14100	Oversupply
4/25/2021 7:07	0:27	BS250	Data is not available	Data is not available	Oversupply
4/25/2021 7:07	0:04	KWP11	0.11328	15.33757	Oversupply
4/25/2021 7:07	0:36	17-2	0.10105	0.37500	Oversupply
4/25/2021 7:07	0:24	SSA2	0.14384	0.00700	Oversupply
4/25/2021 7:08	0:26	SSA3	0.24115	0.00500	Oversupply
4/25/2021 7:12	0:19	KWP11	0.83737	16.96424	Oversupply
4/25/2021 7:31	0:04	SSA2	0.02592	0.00500	Oversupply
4/25/2021 7:33	0:01	KWP11	0.01059	12.87163	Oversupply
4/25/2021 7:34	0:02	SSA3	0.01686	0.27400	Oversupply
4/25/2021 7:35	0:02	SSA2	0.01301	0.06600	Oversupply
4/25/2021 7:36	0:04	SSA3	0.03373	0.30200	Oversupply
4/25/2021 7:37	0:02	SSA2	0.01290	0.08900	Oversupply
4/25/2021 7:39	0:02	SSA2	0.01301	0.24800	Oversupply
4/25/2021 7:40	0:01	BS250	Data is not available	Data is not available	Oversupply
4/25/2021 7:40	0:02	SSA3	0.01686	0.00600	Oversupply
4/25/2021 7:41	0:02	SSA2	0.01290	0.19200	Oversupply
4/25/2021 7:42	0:02	SSA3	0.01673	0.91700	Oversupply
4/25/2021 7:48	0:01	17-2	0.00115	0.08900	Oversupply
4/25/2021 8:39	0:02	SSA2	0.01885	1.39700	Oversupply
4/25/2021 8:40	7:44	17-2	2.19598	0.75000	Oversupply
4/25/2021 8:40	0:02	SSA3	0.01619	0.31300	Oversupply
4/25/2021 8:41	0:02	SSA2	0.01901	0.50900	Oversupply
4/25/2021 8:42	4:40	BS250	Data is not available	Data is not available	Oversupply
4/25/2021 8:42	4:40	SSA3	12.30898	0.00900	Oversupply
4/25/2021 8:43	0:01	KWP11	0.00791	8.47464	Oversupply
4/25/2021 8:43	0:02	SSA2	0.02904	-0.00200	Oversupply



Maui Curtailment Report

Start Date and Time	Duration (minutes)	IPP Curtailed	Estimated Curtailed MWH	Peak MW Curtailed	Reasons for Curtailment
4/25/2021 8:45	4:31	KWPPI	24.31353	14.98629	Oversupply
4/25/2021 8:45	4:38	SSA2	9.74974	-0.00200	Oversupply
4/25/2021 9:44	0:03	AWE	0.01993	21.00000	Oversupply
4/25/2021 9:48	0:02	AWE	0.01965	21.00000	Oversupply
4/25/2021 9:51	0:16	AWE	0.37528	21.00000	Oversupply
4/25/2021 10:10	3:12	AWE	19.11723	21.00000	Oversupply
4/25/2021 13:23	0:02	SSA2	0.09646	0.10000	Oversupply
4/25/2021 13:23	0:02	SSA3	0.09512	0.09400	Oversupply
4/25/2021 13:24	0:06	BS250	Data is not available	Data is not available	Oversupply
4/25/2021 13:24	0:01	AWE	0.00257	21.00000	Oversupply
4/25/2021 13:25	0:02	KWPPI	0.00286	0.20857	Oversupply
4/25/2021 13:25	0:02	SSA2	0.09646	0.00100	Oversupply
4/25/2021 13:25	0:02	SSA3	0.09512	0.02200	Oversupply
4/25/2021 13:27	0:04	SSA2	0.16671	0.00900	Oversupply
4/25/2021 13:27	0:04	SSA3	0.15791	0.00400	Oversupply
4/25/2021 13:29	0:01	AWE	0.00327	21.00000	Oversupply
4/25/2021 13:31	0:02	SSA2	0.06151	0.18100	Oversupply
4/25/2021 13:31	0:02	SSA3	0.05479	0.22900	Oversupply
4/25/2021 13:33	0:02	SSA2	0.06151	0.82600	Oversupply
4/25/2021 13:33	0:02	SSA3	0.05524	1.03600	Oversupply
4/25/2021 13:35	0:02	SSA2	0.06100	1.33200	Oversupply
4/25/2021 13:35	0:02	SSA3	0.05433	1.70900	Oversupply
4/25/2021 13:37	0:02	SSA2	0.06151	0.57700	Oversupply
4/25/2021 13:37	0:02	SSA3	0.05479	1.83600	Oversupply
4/25/2021 13:41	0:02	SSA2	0.06151	1.66900	Oversupply
4/25/2021 13:41	0:02	SSA3	0.05479	1.89300	Oversupply
4/25/2021 13:43	0:02	SSA2	0.07104	0.47800	Oversupply
4/25/2021 13:43	0:02	SSA3	0.07074	0.60600	Oversupply
4/25/2021 13:45	0:55	BS250	Data is not available	Data is not available	Oversupply
4/25/2021 13:45	0:32	KWPPI	0.17876	1.26740	Oversupply
4/25/2021 13:45	0:54	SSA2	2.54084	0.00500	Oversupply
4/25/2021 13:45	0:54	SSA3	2.51212	0.00400	Oversupply
4/25/2021 13:49	0:49	AWE	1.97148	21.00000	Oversupply
4/25/2021 14:19	0:04	KWPPI	0.00236	0.05489	Oversupply
4/25/2021 14:25	0:15	KWPPI	0.37210	3.16252	Oversupply
4/25/2021 14:39	0:02	SSA2	0.09433	-0.00200	Oversupply
4/25/2021 14:40	0:02	SSA3	0.08145	-0.00100	Oversupply
4/25/2021 14:41	0:01	BS250	Data is not available	Data is not available	Oversupply
4/25/2021 14:41	0:02	SSA2	0.09512	0.07100	Oversupply
4/25/2021 14:42	0:02	SSA3	0.08213	0.52100	Oversupply
4/25/2021 14:43	0:02	SSA2	0.08656	0.12000	Oversupply
4/25/2021 14:44	0:02	SSA3	0.07253	0.82200	Oversupply
4/25/2021 14:46	0:02	SSA3	0.05671	1.97300	Oversupply
4/25/2021 14:47	0:02	SSA2	0.07630	1.78200	Oversupply
4/25/2021 14:48	0:02	SSA3	0.05671	0.55500	Oversupply
4/25/2021 14:49	0:04	SSA2	0.15196	0.04900	Oversupply
4/25/2021 14:50	0:03	BS250	Data is not available	Data is not available	Oversupply
4/25/2021 14:50	0:03	KWPPI	0.04829	2.55776	Oversupply
4/25/2021 14:50	0:02	SSA3	0.05718	0.00100	Oversupply
4/25/2021 14:52	0:02	SSA3	0.05624	-0.00100	Oversupply
4/25/2021 14:53	0:02	SSA2	0.07630	-0.00300	Oversupply
4/25/2021 14:54	0:02	SSA3	0.05671	0.09600	Oversupply
4/25/2021 14:55	0:02	SSA2	0.07630	0.03900	Oversupply
4/25/2021 14:56	0:02	SSA3	0.05671	0.90300	Oversupply
4/25/2021 14:57	0:02	SSA2	0.07567	0.50500	Oversupply
4/25/2021 14:58	0:02	SSA3	0.06051	1.12600	Oversupply
4/25/2021 14:59	0:02	SSA2	0.09496	1.86200	Oversupply
4/25/2021 15:00	0:02	SSA3	0.05421	1.69100	Oversupply
4/25/2021 15:01	0:19	BS250	Data is not available	Data is not available	Oversupply
4/25/2021 15:01	0:01	KWPPI	0.00075	4.19940	Oversupply
4/25/2021 15:02	0:02	SSA2	0.09512	0.01800	Oversupply
4/25/2021 15:02	1:18	SSA3	1.56810	0.00700	Oversupply
4/25/2021 15:03	0:16	KWPPI	1.18842	7.59743	Oversupply
4/25/2021 15:04	0:46	SSA2	2.15030	-0.00300	Oversupply
4/25/2021 15:10	0:05	AWE	0.10468	20.50000	Oversupply
4/25/2021 15:21	0:28	BS250	Data is not available	Data is not available	Oversupply
4/25/2021 15:21	0:28	KWPPI	2.50116	16.89738	Oversupply
4/25/2021 15:50	0:02	SSA2	0.08848	0.03900	Oversupply
4/25/2021 15:51	0:22	BS250	Data is not available	Data is not available	Oversupply
4/25/2021 15:51	0:22	KWPPI	0.91763	17.05805	Oversupply
4/25/2021 15:52	0:26	SSA2	1.06885	0.02300	Oversupply
4/25/2021 16:14	0:05	BS250	Data is not available	Data is not available	Oversupply
4/25/2021 16:14	0:05	KWPPI	0.13148	16.48922	Oversupply
4/25/2021 16:18	0:02	SSA2	0.05552	-0.00500	Oversupply
4/25/2021 16:20	0:01	BS250	Data is not available	Data is not available	Oversupply



Maui Curtailment Report

Start Date and Time	Duration (minutes)	IPP Curtailed	Estimated Curtailed MWH	Peak MW Curtailed	Reasons for Curtailment
4/25/2021 16:20	0:02	SSA2	0.05552	0.03600	Oversupply
4/25/2021 16:20	0:02	SSA3	0.01114	0.08100	Oversupply
4/25/2021 16:22	0:02	SSA2	0.05506	0.06600	Oversupply
4/25/2021 16:22	0:02	SSA3	0.01123	0.46200	Oversupply
4/25/2021 16:24	0:02	SSA3	0.01123	0.63800	Oversupply
4/25/2021 16:26	0:11	17-2	0.02355	0.15800	Oversupply
4/25/2021 16:26	0:02	SSA2	0.05506	1.07000	Oversupply
4/25/2021 16:27	0:02	SSA3	0.01123	0.55400	Oversupply
4/25/2021 16:28	0:02	SSA2	0.05268	0.21600	Oversupply
4/25/2021 16:29	0:02	SSA3	0.00572	0.51000	Oversupply
4/25/2021 16:30	0:02	SSA2	0.01243	0.99900	Oversupply
4/25/2021 16:31	0:02	SSA3	0.00624	0.50500	Oversupply
4/25/2021 16:32	0:02	SSA2	0.01233	2.29000	Oversupply
4/25/2021 16:33	0:04	SSA3	0.01248	0.49000	Oversupply
4/25/2021 16:34	0:02	SSA2	0.01253	0.10900	Oversupply
4/25/2021 20:25	0:01	KWPPII	0.00399	20.23953	Oversupply
4/25/2021 20:31	0:05	KWPPII	0.15757	20.61077	Oversupply
4/25/2021 20:39	0:08	KWPPII	0.17650	20.66566	Oversupply
4/25/2021 20:48	0:01	KWPPII	0.01136	20.68163	Oversupply
4/25/2021 21:06	0:33	KWPPII	1.85722	20.62873	Oversupply
4/25/2021 21:46	1:52	KWPPII	15.32091	20.57085	Oversupply
4/25/2021 23:39	0:04	KWPPII	0.09941	19.63876	Oversupply
4/25/2021 23:46	0:01	KWPPII	0.00056	16.24272	Oversupply
4/25/2021 23:48	0:02	KWPPII	0.02477	17.83047	Oversupply
4/25/2021 23:51	0:30	KWPPII	3.28393	20.59879	Oversupply
4/26/2021 0:22	0:01	KWPPII	0.01507	17.91230	Oversupply
4/26/2021 0:26	0:04	KWPPII	0.10450	19.82738	Oversupply
4/26/2021 0:34	0:28	KWPPII	1.42481	19.66371	Oversupply
4/26/2021 1:03	0:02	KWPPII	0.02125	18.10291	Oversupply
4/26/2021 9:05	0:08	17-2	0.06120	0.73100	Oversupply
4/26/2021 9:05	0:02	SSA3	0.00034	2.04500	Oversupply
4/26/2021 9:07	0:02	SSA3	0.00034	1.78000	Oversupply
4/26/2021 9:16	0:07	17-2	0.07289	0.75000	Oversupply
4/26/2021 9:19	0:02	SSA3	0.00038	1.67300	Oversupply
4/26/2021 9:21	0:02	SSA2	0.00215	2.06600	Oversupply
4/26/2021 9:24	0:01	17-2	0.00200	0.75000	Oversupply
4/26/2021 9:35	0:23	17-2	0.19800	0.75000	Oversupply
4/26/2021 9:41	0:02	SSA2	0.00589	2.18200	Oversupply
4/26/2021 9:41	0:02	SSA3	0.00513	1.69200	Oversupply
4/26/2021 9:43	0:02	SSA2	0.00412	2.10200	Oversupply
4/26/2021 9:43	0:02	SSA3	0.00289	2.25400	Oversupply
4/26/2021 9:47	0:02	SSA2	0.00426	1.96500	Oversupply
4/26/2021 9:47	0:02	SSA3	0.00337	2.18300	Oversupply
4/26/2021 10:38	0:02	17-2	0.02300	0.75000	Oversupply
4/26/2021 10:41	0:01	17-2	0.00033	0.75000	Oversupply
4/26/2021 15:01	0:06	17-2	0.03996	0.58400	Oversupply
4/26/2021 15:02	0:02	SSA2	0.01094	0.60700	Oversupply
4/26/2021 15:02	0:02	SSA3	0.00880	0.80100	Oversupply
4/26/2021 15:04	0:02	SSA2	0.01085	2.25900	Oversupply
4/26/2021 15:04	0:02	SSA3	0.00880	1.95800	Oversupply
4/27/2021 10:57	0:02	SSA2	0.02795	1.57000	Oversupply
4/27/2021 10:58	0:06	17-2	0.07500	0.75000	Oversupply
4/27/2021 10:59	0:02	SSA2	0.03083	0.92400	Oversupply
4/27/2021 11:01	0:02	SSA3	0.00639	1.75000	Oversupply
4/27/2021 11:01	0:02	SSA2	0.02185	0.64600	Oversupply
4/27/2021 11:03	0:02	SSA3	0.00639	2.64800	Oversupply
4/27/2021 15:04	0:46	17-2	0.49138	0.75000	Oversupply
4/27/2021 15:05	0:02	SSA3	0.02487	1.96400	Oversupply
4/27/2021 15:05	0:02	SSA2	0.02141	1.60900	Oversupply
4/27/2021 15:07	0:02	SSA3	0.02487	0.07100	Oversupply
4/27/2021 15:07	0:02	SSA2	0.02123	0.66400	Oversupply
4/27/2021 15:09	0:02	SSA3	0.02487	1.54200	Oversupply
4/27/2021 15:09	0:02	SSA2	0.02141	0.46200	Oversupply
4/27/2021 15:11	0:02	SSA3	0.02487	1.28000	Oversupply
4/27/2021 15:11	0:02	SSA2	0.02123	0.66000	Oversupply
4/27/2021 15:13	0:02	SSA3	0.03037	1.13500	Oversupply
4/27/2021 15:13	0:02	SSA2	0.03096	0.84800	Oversupply
4/27/2021 15:15	0:02	SSA3	0.06429	0.77600	Oversupply
4/27/2021 15:15	0:02	SSA2	0.05371	0.83400	Oversupply
4/27/2021 15:17	0:02	SSA3	0.06429	1.27000	Oversupply
4/27/2021 15:17	0:02	SSA2	0.05371	1.04400	Oversupply
4/27/2021 15:19	0:02	SSA3	0.06429	0.97900	Oversupply
4/27/2021 15:19	0:02	SSA2	0.05326	0.33000	Oversupply
4/27/2021 15:21	0:02	SSA3	0.06429	0.36900	Oversupply
4/27/2021 15:21	0:02	SSA2	0.05371	0.37600	Oversupply



Maui Curtailment Report

Start Date and Time	Duration (minutes)	IPP Curtailed	Estimated Curtailed MWH	Peak MW Curtailed	Reasons for Curtailment
4/27/2021 15:23	0:02	SSA3	0.06429	0.22300	Oversupply
4/27/2021 15:23	0:02	SSA2	0.05371	0.41600	Oversupply
4/27/2021 15:25	0:02	SSA3	0.06429	0.27500	Oversupply
4/27/2021 15:25	0:02	SSA2	0.05326	0.12100	Oversupply
4/27/2021 15:27	0:02	SSA3	0.06429	0.43700	Oversupply
4/27/2021 15:27	0:02	SSA2	0.05371	0.08300	Oversupply
4/27/2021 15:28	0:01	BS250	Data is not available	Data is not available	Oversupply
4/27/2021 15:28	0:01	KWPPII	0.01004	5.77417	Oversupply
4/27/2021 15:29	0:02	SSA3	0.07062	0.12700	Oversupply
4/27/2021 15:29	0:02	SSA2	0.06219	-0.00300	Oversupply
4/27/2021 15:31	0:02	SSA3	0.06596	0.11700	Oversupply
4/27/2021 15:31	0:02	SSA2	0.06591	-0.00300	Oversupply
4/27/2021 15:33	0:01	BS250	Data is not available	Data is not available	Oversupply
4/27/2021 15:33	0:02	SSA3	0.06651	0.15700	Oversupply
4/27/2021 15:33	0:02	SSA2	0.06537	0.00300	Oversupply
4/27/2021 15:35	0:01	BS250	Data is not available	Data is not available	Oversupply
4/27/2021 15:35	0:06	SSA3	0.19952	0.01100	Oversupply
4/27/2021 15:35	0:02	SSA2	0.06591	0.01000	Oversupply
4/27/2021 15:37	0:04	BS250	Data is not available	Data is not available	Oversupply
4/27/2021 15:37	0:04	SSA2	0.13183	-0.00300	Oversupply
4/27/2021 15:38	0:03	KWPPII	0.03466	5.73325	Oversupply
4/27/2021 15:41	0:02	SSA3	0.06651	0.16000	Oversupply
4/27/2021 15:41	0:04	SSA2	0.09828	-0.00300	Oversupply
4/27/2021 15:43	0:02	SSA3	0.04965	0.86000	Oversupply
4/27/2021 15:45	0:02	SSA3	0.00558	2.24100	Oversupply
4/27/2021 15:45	0:02	SSA2	0.00859	2.73200	Oversupply
4/27/2021 15:47	0:02	SSA3	0.00554	1.52200	Oversupply
4/28/2021 19:13	0:01	KWPPII	0.00008	0.00499	Oversupply
4/29/2021 9:07	0:05	17-2	0.02062	0.74300	Oversupply
4/29/2021 9:07	0:02	SSA3	0.00929	2.29600	Oversupply
4/29/2021 9:09	0:02	SSA2	-0.00132	0.93600	Oversupply
4/29/2021 9:11	0:02	SSA3	0.00936	2.41300	Oversupply
4/29/2021 9:13	0:01	17-2	0.00133	0.15000	Oversupply
4/29/2021 9:31	0:26	17-2	0.10768	0.56300	Oversupply
4/29/2021 9:31	0:02	SSA3	0.01924	0.65500	Oversupply
4/29/2021 9:32	0:02	SSA2	0.02399	1.05600	Oversupply
4/29/2021 9:33	0:02	SSA3	0.01924	0.11400	Oversupply
4/29/2021 9:34	0:02	SSA2	0.02419	0.74600	Oversupply
4/29/2021 9:36	0:02	SSA2	0.02399	0.49400	Oversupply
4/29/2021 9:37	0:02	SSA3	0.01924	0.91600	Oversupply
4/29/2021 9:38	0:18	BS250	Data is not available	Data is not available	Oversupply
4/29/2021 9:38	0:16	SSA2	0.23187	0.04900	Oversupply
4/29/2021 9:39	0:17	KWPPII	0.64493	20.22656	Oversupply
4/29/2021 9:39	0:14	SSA3	0.11902	0.00900	Oversupply
4/29/2021 9:53	0:02	SSA3	0.01528	0.00100	Oversupply
4/29/2021 9:54	0:02	SSA2	0.03267	0.00600	Oversupply
4/29/2021 9:55	0:02	SSA3	0.01528	0.03600	Oversupply
4/29/2021 10:00	0:02	17-2	0.00938	0.31200	Oversupply
4/29/2021 10:00	0:02	SSA2	0.01189	0.19200	Oversupply
4/29/2021 10:02	0:02	SSA2	0.01179	1.09400	Oversupply
4/29/2021 10:03	0:02	17-2	0.01180	0.37000	Oversupply
4/29/2021 10:03	0:02	SSA3	-0.00063	0.04400	Oversupply
4/29/2021 10:04	0:02	SSA2	0.01189	0.12100	Oversupply
4/29/2021 10:43	0:01	17-2	0.00023	0.75000	Oversupply
4/29/2021 10:45	3:34	17-2	2.44778	0.75000	Oversupply
4/29/2021 10:45	0:02	SSA3	0.02872	1.44000	Oversupply
4/29/2021 10:46	0:02	SSA2	0.02033	0.14100	Oversupply
4/29/2021 10:47	0:01	BS250	Data is not available	Data is not available	Oversupply
4/29/2021 10:47	0:02	SSA3	0.02848	0.43100	Oversupply
4/29/2021 10:50	0:02	SSA3	0.02872	1.15600	Oversupply
4/29/2021 10:50	0:02	SSA2	0.02050	0.82300	Oversupply
4/29/2021 10:52	0:02	SSA3	0.02848	0.27800	Oversupply
4/29/2021 10:52	0:02	SSA2	0.02033	0.07300	Oversupply
4/29/2021 10:54	0:01	BS250	Data is not available	Data is not available	Oversupply
4/29/2021 10:54	0:02	SSA3	0.02848	0.19800	Oversupply
4/29/2021 10:54	0:02	SSA2	0.02016	0.01600	Oversupply
4/29/2021 10:56	0:02	BS250	Data is not available	Data is not available	Oversupply
4/29/2021 10:56	0:02	KWPPII	0.00812	20.26847	Oversupply
4/29/2021 10:56	0:02	SSA3	0.02848	0.01000	Oversupply
4/29/2021 10:56	2:45	SSA2	7.24541	-0.00200	Oversupply
4/29/2021 10:58	0:02	SSA3	0.02921	0.45300	Oversupply
4/29/2021 10:59	2:41	BS250	Data is not available	Data is not available	Oversupply
4/29/2021 10:59	0:02	KWPPII	0.00135	20.01399	Oversupply
4/29/2021 11:00	2:47	SSA3	6.93863	0.00700	Oversupply
4/29/2021 11:02	2:38	KWPPII	20.96781	19.52500	Oversupply



Maui Curtailment Report

Start Date and Time	Duration (minutes)	IPP Curtailed	Estimated Curtailed MWH	Peak MW Curtailed	Reasons for Curtailment
4/29/2021 13:41	0:01	BS250	Data is not available	Data is not available	Oversupply
4/29/2021 13:41	0:02	SSA2	0.09646	-0.00300	Oversupply
4/29/2021 13:44	0:03	BS250	Data is not available	Data is not available	Oversupply
4/29/2021 13:44	0:04	SSA2	0.16599	0.00500	Oversupply
4/29/2021 13:44	0:03	KWP11	0.06101	16.44630	Oversupply
4/29/2021 13:47	0:02	SSA3	0.02717	0.29000	Oversupply
4/29/2021 13:48	0:02	SSA2	0.07899	-0.00300	Oversupply
4/29/2021 13:49	0:02	SSA3	0.02852	0.66700	Oversupply
4/29/2021 13:50	0:02	SSA2	0.07833	0.00200	Oversupply
4/29/2021 13:51	0:01	BS250	Data is not available	Data is not available	Oversupply
4/29/2021 13:51	0:01	KWP11	0.02411	16.44630	Oversupply
4/29/2021 13:51	0:02	SSA3	0.02762	0.28700	Oversupply
4/29/2021 13:52	0:02	SSA2	0.07899	0.16300	Oversupply
4/29/2021 13:53	0:02	SSA3	0.02807	0.21700	Oversupply
4/29/2021 13:54	0:02	SSA2	0.07833	0.17500	Oversupply
4/29/2021 13:55	0:02	SSA3	0.02717	0.34700	Oversupply
4/29/2021 13:56	0:02	SSA2	0.07964	1.49200	Oversupply
4/29/2021 13:57	0:02	SSA3	0.02717	1.49400	Oversupply
4/29/2021 13:58	0:02	SSA2	0.07889	2.66900	Oversupply
4/29/2021 13:59	0:02	SSA3	0.03466	0.39200	Oversupply
4/29/2021 14:00	0:02	SSA2	0.09243	1.15600	Oversupply
4/29/2021 14:01	0:02	SSA3	0.04210	0.41500	Oversupply
4/29/2021 14:02	0:02	SSA2	0.09243	0.95400	Oversupply
4/29/2021 14:03	0:01	BS250	Data is not available	Data is not available	Oversupply
4/29/2021 14:03	0:02	SSA3	0.04210	0.00700	Oversupply
4/29/2021 14:04	0:02	SSA2	0.09243	-0.00300	Oversupply
4/29/2021 14:05	0:02	SSA3	0.04210	0.50200	Oversupply
4/29/2021 14:06	0:02	SSA2	0.09243	-0.00300	Oversupply
4/29/2021 14:07	0:02	SSA3	0.04210	0.59700	Oversupply
4/29/2021 14:08	0:02	SSA2	0.09167	-0.00300	Oversupply
4/29/2021 14:09	0:02	SSA3	0.04210	0.04900	Oversupply
4/29/2021 14:10	0:02	SSA2	0.09243	0.03600	Oversupply
4/29/2021 14:11	0:02	BS250	Data is not available	Data is not available	Oversupply
4/29/2021 14:11	0:02	KWP11	0.02384	16.18085	Oversupply
4/29/2021 14:11	0:02	SSA3	0.04175	0.00800	Oversupply
4/29/2021 14:12	0:02	SSA2	0.09243	-0.00300	Oversupply
4/29/2021 14:13	0:02	SSA3	0.01569	0.40100	Oversupply
4/29/2021 14:14	0:02	SSA2	0.05064	-0.00300	Oversupply
4/29/2021 14:15	0:02	SSA3	-0.00433	1.04200	Oversupply
4/29/2021 14:16	0:02	SSA2	0.02252	-0.00300	Oversupply
4/30/2021 1:02	0:01	KWP11	0.00792	20.47505	Oversupply
4/30/2021 1:07	0:07	KWP11	0.04681	20.64470	Oversupply
4/30/2021 1:19	0:01	KWP11	0.00027	20.62275	Oversupply
4/30/2021 1:49	0:04	KWP11	0.04367	20.68063	Oversupply
4/30/2021 1:54	0:03	KWP11	0.01591	20.62075	Oversupply
4/30/2021 1:58	0:03	KWP11	0.02366	20.43713	Oversupply
4/30/2021 2:02	0:04	KWP11	0.02708	20.48802	Oversupply
4/30/2021 2:11	0:01	KWP11	0.00152	20.21957	Oversupply
4/30/2021 2:13	0:03	KWP11	0.01429	20.09483	Oversupply
4/30/2021 3:10	0:06	KWP11	0.08857	20.40519	Oversupply
4/30/2021 3:49	0:01	KWP11	0.00051	20.30739	Oversupply
4/30/2021 9:53	0:02	SSA3	0.01181	1.49100	Oversupply
4/30/2021 9:53	0:02	SSA2	0.00437	0.81000	Oversupply
4/30/2021 9:55	0:04	17-2	0.01822	0.28800	Oversupply
4/30/2021 9:55	0:02	SSA3	0.01191	1.11500	Oversupply
4/30/2021 9:55	0:02	SSA2	0.00433	0.35000	Oversupply
4/30/2021 9:57	0:02	SSA3	0.01191	0.66000	Oversupply
4/30/2021 9:57	0:02	SSA2	0.00437	0.18500	Oversupply
4/30/2021 10:02	0:01	17-2	0.00187	0.18200	Oversupply
Total Estimated Curtailed MWh			3,815.386		

Notes:

- Curtailment for Kaheawa Wind Power ("KWP"), AAAAA Rent-A-Space Maui LTD ("5A"), Maui Solar, LLC (MS) fka Strategic Alliance Group ("SAG") fka Bioreal Solar, LLC ("BS"), Auwahi Wind Energy ("AWE"), Kaheawa Wind Power II ("KWP11") Bioreal Solar 250, LLC ("BS250"), Extra Spaces A ("ESA"), Extra Spaces B ("ESB"), SSA Solar of Hawaii 3 ("SSA3") fka South Maui Renewable Resources ("SMRR"), SSA Solar of HI 2 ("SSA2") fka Ku'ia Solar ("KS"), and Maui 17-2 ("17-2") may now be controlled by Maui Electric's Automatic Generation Control System ("AGC") or a Maui Electric operator-entered curtailment limit. The AGC curtailment control automatically calculates the amount of Maximum Allowable Variable Generation ("MAVG") that Maui Electric can accept into the Maui system, based on the system current available variable generation ("CAVG"), regulating reserve down requirement ("RRDR"), and available regulating reserve down ("ARRD"). Thus, the AGC MAVG - calculated is equal to CAVG less (RRDR less ARRD). Additionally, the AGC curtailment control allows the Maui Electric operator to enter an AGC MAVG value. The AGC curtailment control will employ the lesser of the AGC MAVG - calculated and AGC MAVG - entered values in the control logic.

- Curtailment signals sent to 5A, MS (fka SAG fka BS), BS250, ESA, ESB, SSA3 (fka SMRR), SSA2 (fka KS) and 17-2 during nighttime hours only are not recorded as curtailment events because no energy generation is possible during that time.

- The curtailment reasons have been modified to oversupply, system constraints, and facility requested, to provide continuity with HPUC Docket No. 2013-0141 Decoupling for HECO companies metrics.

- The data to calculate the Estimated Curtailed MWH and Peak MW Curtailed is not provided by 5A, MS, BS 250, ESA, and ESB.

- The ESA, and ESB facilities were offline for the entire month of April 2021.



Maui Curtailment Report

Start Date and Time	Duration (minutes)	IPP Curtailed	Estimated Curtailed MWH	Peak MW Curtailed	Reasons for Curtailment
- The Estimated Curtailed MWH and Peak MW Curtailed are calculated with information estimated or provided by AWE, KWP, KWPII, SSA 2 (fka KS), SSA 3 (fka SMRR) and 17-2. Maui Electric does not make any representation as to its accuracy.					
- BS250 System Constraint from 4/1/2021 to 4/20/2021 12:20 is due to a BS250 Facility Direct Transfer Trip equipment not functioning as required. The DTT was repaired and passed acceptance testing on 4/20/21 12:20.					
- SSA 2 System Constraint from 4/1/2021 6:19 to 10:35 is due to work on the circuit, all load switched to back-up.					
- SSA 3 Facility Requested 4/3/2021 to 4/6/2021 8:52 due to Seller communication issues					



Lanai Curtailment Report

Start Date and Time	Duration (h:mm)	IPP Curtailed	Estimated MWh Curtailed	Peak MW Curtailed	Reasons for Curtailment
4/1/2021 6:55	0:41	LSR	Data is not available	Data is not available	Oversupply
4/1/2021 7:39	0:04	LSR	Data is not available	Data is not available	Oversupply
4/1/2021 7:52	0:44	LSR	Data is not available	Data is not available	Oversupply
4/1/2021 8:49	0:38	LSR	Data is not available	Data is not available	Oversupply
4/1/2021 9:32	0:26	LSR	Data is not available	Data is not available	Oversupply
4/1/2021 10:02	1:19	LSR	Data is not available	Data is not available	Oversupply
4/1/2021 13:16	1:33	LSR	Data is not available	Data is not available	Oversupply
4/1/2021 15:41	1:47	LSR	Data is not available	Data is not available	Oversupply
4/7/2021 8:07	2:50	LSR	Data is not available	Data is not available	Oversupply
4/12/2021 14:34	0:57	LSR	Data is not available	Data is not available	Oversupply
4/12/2021 15:33	0:13	LSR	Data is not available	Data is not available	Oversupply
4/14/2021 7:48	0:02	LSR	Data is not available	Data is not available	System Constraint
4/29/2021 6:33	0:03	LSR	Data is not available	Data is not available	Oversupply
4/29/2021 6:38	7:32	LSR	Data is not available	Data is not available	Oversupply
4/30/2021 7:08	0:03	LSR	Data is not available	Data is not available	Oversupply
4/30/2021 7:17	1:46	LSR	Data is not available	Data is not available	Oversupply

Notes:

On June 27, 2012, Maui Electric notified LSR that although LSR has not operated in compliance with the revised ramp rate of 360 kW/minute, Maui Electric would conditionally allow LSR to operate at the allowed capacity of 1.2 MW while the Maui Electric-Lanai Diesel Operator was in the control room.

LSR possible output data is not available. Therefore, Maui Electric assumes LSR is curtailed if the LSR curtailment set point is less than 1,200 kW and LSR's output is within 70 kW of the curtailment set point.

The curtailment reasons have been modified to oversupply, system constraints, and facility requested, to provide continuity with HPUC Docket No. 2013-0141 Decoupling for HECO companies metrics.

Hawai'i Electric Light Company Curtailment Report April 2021

Start Date/Time	MW output prior to start of curtailment	End Date/Time	MW output after curtailment released ¹	IPP	Reason for Curtailment
04/01/21 03:08	15.9 MW	04/01/21 04:44	15.6 MW	Pakini Nui	Oversupply
04/05/21 03:06	17.2 MW	04/05/21 04:34	17.0 MW	Pakini Nui	Oversupply
04/07/21 11:07	1.1 MW	04/07/21 11:44	0.0 MW	TGUHI	Oversupply
04/07/21 11:15	17.2 MW	04/07/21 11:41	17.0 MW	Pakini Nui	Oversupply
04/07/21 12:18	0.7 MW	04/07/21 14:50	0.0 MW	TGUHI	Oversupply
04/07/21 12:19	0.3 MW	04/07/21 14:51	0.0 MW	WHCC	Oversupply
04/07/21 12:29	17.2 MW	04/07/21 14:39	15.9 MW	Pakini Nui	Oversupply

¹ The MW output values are taken soon after curtailment is released by Hawai'i Electric Light and may not reflect their full output depending on ramp rate for the facility. The wind farms generally return immediately to full available levels, whereas PGV, Wailuku, and FIT Facilities may take longer to return to scheduled or full available output levels.

SERVICE LIST
(Docket No. 2011-0206)

DEAN NISHINA
EXECUTIVE DIRECTOR
DEPARTMENT OF COMMERCE AND CONSUMER AFFAIRS
DIVISION OF CONSUMER ADVOCACY
P.O. Box 541
Honolulu, HI 96809

1 Copy
Electronically Transmitted

GREGG J. KINKLEY, ESQ.
DEPARTMENT OF THE ATTORNEY GENERAL
425 Queen Street
Honolulu, Hawaii 96813
Counsel for DBEDT

1 Copy
Electronically Transmitted

DANIEL W.S. LAWRENCE, ESQ.
DEPARTMENT OF THE CORPORATION COUNSEL
CITY AND COUNTY OF HONOLULU
530 S. King Street, Room 110
Honolulu, HI 96813
Counsel for the CITY AND COUNTY OF HONOLULU

1 Copy
Electronically Transmitted

JOSEPH K. KAMELAMELA
ANGELIC M. HO
DEPARTMENT OF THE CORPORATION COUNSEL
COUNTY OF HAWAII
101 Aupuni Street, Suite 325
Hilo, HI 96720
Counsel for the COUNTY OF HAWAII

1 Copy
Electronically Transmitted

HENRY Q CURTIS
VICE PRESIDENT FOR CONSUMER ISSUES
LIFE OF THE LAND
P.O. Box 37158
Honolulu, HI 96837-0158

1 Copy
Electronically Transmitted

MELISSA MIYASHIRO (9360)
CHIEF OF STAFF
BLUE PLANET FOUNDATION
55 Merchant Street, 17th Floor
Honolulu, HI 96813

1 Copy
Electronically Transmitted

SERVICE LIST
(Docket No. 2011-0206)

ISAAC MORIWAKE, ESQ.
DAVID HENKIN, ESQ.
EARTHJUSTICE
850 Richards Street, Suite 400
Honolulu, HI 96813-4501
Counsel for HAWAII SOLAR ENERGY ASSOCIATION

1 Copy
Electronically Transmitted

RICK REED
DIRECTOR
HAWAII SOLAR ENERGY ASSOCIATION
761 Ahua Street
Honolulu, HI 96819

1 Copy
Electronically Transmitted

KENT D. MORIHARA, ESQ.
KRIS N. NAKAGAWA, ESQ.
LAUREN M. IMADA-LEE, ESQ.
TANYA M. FERNANDES, ESQ.
Moriyara Lau & Fong LLP
841 Bishop Street, Suite 400
Honolulu, Hawaii 96813
Counsel for KAUAI ISLAND UTILITY COOPERATIVE

1 Copy
Electronically Transmitted

ERIK W. KVAM
CHIEF EXECUTIVE OFFICER
ZERO EMISSIONS LEASING LLC
4188-4 Keanu Street
Honolulu, HI 96816

1 Copy
Electronically Transmitted

SANDRA-ANN Y.H. WONG, ESQ.
ATTORNEY AT LAW, A LAW CORPORATION
1050 Bishop Street, #514
Honolulu, HI 96813
Counsel for TAWHIRI POWER LLC

1 Copy
Electronically Transmitted

RILEY SAITO
73-1294 Awakea Street
Kailua-Kona, HI 96740
For SOLAR ENERGY INDUSTRIES ASSOCIATION

1 Copy
Electronically Transmitted

DEAN T. YAMAMOTO, ESQ.
YAMAMOTO & SETTLE
1100 Alakea Street, Suite 3100
Honolulu, HI 96813
Counsel for CASTLE & COOKE HOMES HAWAII, INC.,
CASTLE & COOKE RESORTS, LLC and
LANAI SUSTAINABILITY RESEARCH, LLC

1 Copy
Electronically Transmitted

SERVICE LIST
(Docket No. 2011-0206)

MICHAEL J. HOPPER, ESQ. DEPUTY CORPORATION COUNSEL DEPARTMENT OF THE CORPORATION COUNSEL COUNTY OF MAUI 200 S. High Street Wailuku, HI 96793 Counsel for the COUNTY OF MAUI	1 Copy Electronically Transmitted
CURTIS SEYMOUR SENIOR MANAGER, GOVERNMENT AFFAIRS SUN EDISON LLC 600 Clipper Drive Belmont, CA 94002	1 Copy Electronically Transmitted
MONA W. CLARK, ESQ. OFFICE OF THE COUNTY ATTORNEY COUNTY OF KAUAI 4444 Rice Street, Suite 200 Lihue, HI 96766-1300	1 Copy Electronically Transmitted
BRADLEY ALBERT PRESIDENT HAWAII PV COALITION P.O. Box 81501 Haiku, HI 96708	1 Copy Electronically Transmitted
HILTON H. UNEMORI ECM, INC. 130 N. Market Street Wailuku, HI 96793-1716 For SOUTH MAUI RENEWABLE RESOURCES, LLC	1 Copy Electronically Transmitted
SKY STANFIELD SHUTE, MIHALY & WEINBERGER LLP 396 Hayes Street San Francisco, CA 94102 For the INTERSTATE RENEWABLE ENERGY COUNCIL	1 Copy Electronically Transmitted
PETE COOPER SOLARCITY CORPORATION REGIONAL DIRECTOR, HAWAII 599 Kahelu Street Mililani, HI 96789	1 Copy Electronically Transmitted

SERVICE LIST
(Docket No. 2011-0206)

ALISON SILVERSTEIN
19213 Luedtke Lane
Pflugerville, TX 78660

1 Copy
Electronically Transmitted

BRENDAN KIRBY
12011 SW Pineapple Court
Palm City, FL 34990

1 Copy
Electronically Transmitted

Chun, Marisa

From: puc@hawaii.gov
Sent: Thursday, May 27, 2021 8:30 AM
To: Chun, Marisa
Subject: Hawaii PUC eFiling Confirmation of Filing

[This email is coming from an EXTERNAL source. Please use caution when opening attachments or links in suspicious email.]

Your eFile document has been filed with the Hawaii Public Utilities commission on 2021 May 27 AM 08:28. The mere fact of filing shall not waive any failure to comply with Hawaii Administrative Rules Chapter 6-61, Rules of Practice and Procedure Before the Public Utilities Commission, or any other application requirements. Your confirmation number is MARI21082851616. If you have received this email in error please notify the Hawaii Public Utilities Commission by phone at 808 586-2020 or email at hawaii.puc@hawaii.gov.