



September 28, 2021

The Honorable Chair and Members
of the Hawai'i Public Utilities Commission
Kekuanao'a Building, First Floor
465 South King Street
Honolulu, Hawai'i 96813

Dear Commissioners:

Subject: Docket No. 2011-0206
Reliability Standards Working Group
Monthly Report

In accordance with Ordering Paragraph 3 of Order No. 30371, filed May 4, 2012 in the subject proceeding, enclosed as Exhibit A is Hawaiian Electric's¹ monthly report for August 2021 on: (1) system frequency control performance during month; (2) significant system events during month; and (3) curtailment of non-dispatchable renewable resources.

Any party to this proceeding may obtain an electronic copy of this report by emailing Marisa Chun at marisa.chun@hawaiianelectric.com.

Sincerely,

/s/ Kevin M. Katsura

Kevin M. Katsura
Director, Regulatory Non-Rate Proceedings

Enclosures

c: Service List

¹ Hawaiian Electric Company, Inc., Maui Electric Company, Limited, and Hawai'i Electric Light Company, Inc. are each doing business as "Hawaiian Electric" and have jointly registered "Hawaiian Electric" as a trade name with the State of Hawai'i Department of Commerce and Consumer Affairs, as evidenced by Certificate of Registration No. 4235929, dated December 20, 2019.

The Commission's Order No. 30371 (Docket No 2011-0206 – Relating To Various Matters in RSWG Process), filed May 4, 2012, ordered the following information for each island grid:

- (1) System frequency control performance during month:
 - a) Frequency duration plot based on the highest resolution SCADA data available for the month detailing how many seconds each power system operated at frequencies above 60 hertz and at frequencies below 60 Hz.
 - b) Tabulation of the number, magnitude and duration of frequency excursions (high and low) outside normal frequency control range (59.95 to 60.05 Hz).

The following provides information with respect to items 1a) through 1b) – (all statements are current as of the month ending August 31, 2021):

1a) Frequency duration plot based on the highest resolution SCADA data available for the month detailing how many seconds each power system operated at frequencies above 60 hertz and at frequencies below 60 Hz:

The frequency duration plots for Hawaiian Electric Company, Inc., Maui Electric Company, Limited (Maui Division) and Hawai'i Electric Light Company, Inc. based on two-second data are provided in Attachment 1, and the enclosed Excel files. Refer to the electronic files for the individual data points because the information is voluminous and does not translate well to a hard copy.

1b) Tabulation of the number, magnitude and duration of frequency excursions (high and low) outside normal frequency control range (59.95 to 60.05 Hz):

Tabulation of the number, magnitude and duration of frequency excursions outside of the frequency range of 59.95 Hz to 60.05 Hz for Hawaiian Electric Company, Inc., Maui Electric Company, Limited (Maui Division) and Hawai'i Electric Light Company, Inc are provided in Attachment 2, and the enclosed Excel files. Refer to the electronic files for the individual data points because the information is voluminous and does not translate well to a hard copy.

- (2) Significant system events during month:
 - a) Tabulation of contingency reserve activations including date and time, MW magnitude, duration, and triggering event.
 - b) Tabulation of under frequency load shed activations including date and time, triggering frequency, MW magnitude, duration, and triggering event.
 - c) Tabulation of demand response activations for system events, including date and time, MW magnitude, duration, and triggering event, (excluding demand response utilization for unit commitment deferral or system operations economics.)

The following provides information with respect to items 2a) through 2c) – (all statements are current as of the month ending August 31, 2021):

2a) Tabulation of contingency reserve activations including date and time, MW magnitude, duration, and triggering event:

Hawaiian Electric Company, Inc.'s contingency reserve activations are provided in Attachment 3. Maui Electric Company, Limited and Hawai'i Electric Light Company, Inc. do not operate with contingency reserve requirements.

2b) Tabulation of under frequency load shed activations including date and time, triggering frequency, MW magnitude, duration, and triggering event:

Maui Electric Company, Limited's under frequency load shed activations are provided in Attachment 4. Hawaiian Electric Company, Inc. and Hawai'i Electric Light Company, Inc. did not have any under frequency load shed activations in the month of August.

2c) Tabulation of demand response activations for system events, including date and time, MW magnitude, duration, and triggering event, (excluding demand response utilization for unit commitment deferral or system operations economics.)

Hawaiian Electric Company, Inc.'s demand response activations for system events are provided in Attachment 5. Hawai'i Electric Light Company, Inc. currently does not have a demand response program. Maui Electric Company, Limited has implemented the Fast Demand Response pilot program on a limited basis. Hawai'i Electric Light Company, Inc. plans to use the findings of Maui Electric Company, Limited's pilot program to help in the evaluation and development of future demand response programs. Maui Electric Company, Limited executes a weekly testing protocol which measures customer participation. This program is not currently used in response to actual system events.

- (3) Curtailment of non-dispatchable renewable resources:
- (a) Tabulation of each curtailment event for each resource including the starting date and time, duration, megawatt hours curtailed, peak MW curtailed, and reason for curtailment.
 - (b) Total MWh of non-dispatchable renewable resources curtailed for the month.

The following provides information with respect to items 3a) through 3b) – (all statements are current as of the month ending August 31, 2021):

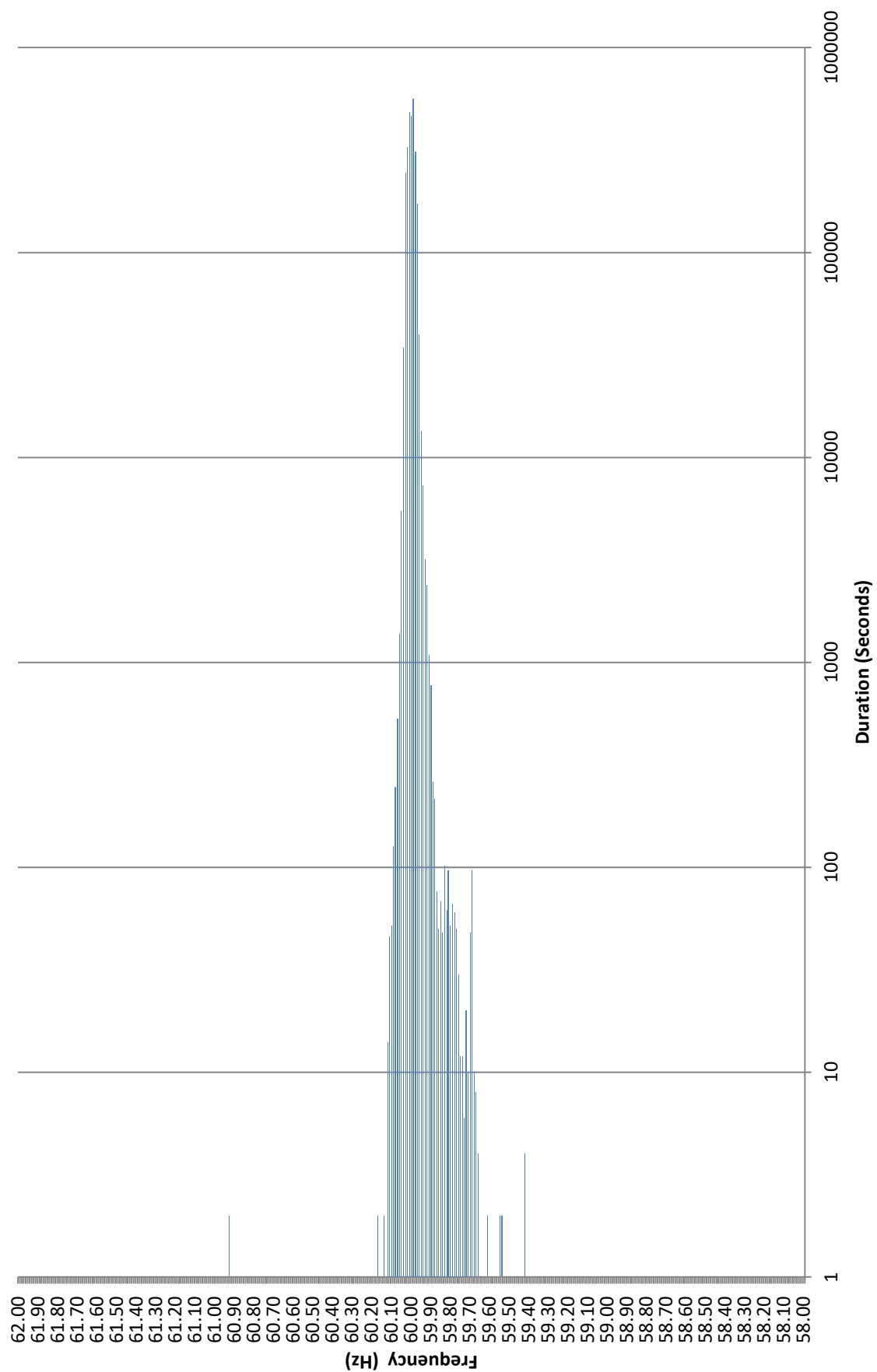
3a) Tabulation of each curtailment event for each resource including the starting date and time, duration, megawatt hours curtailed, peak MW curtailed, and reason for curtailment:

The tabulation of each curtailment event for each resource is provided in Attachment 6.

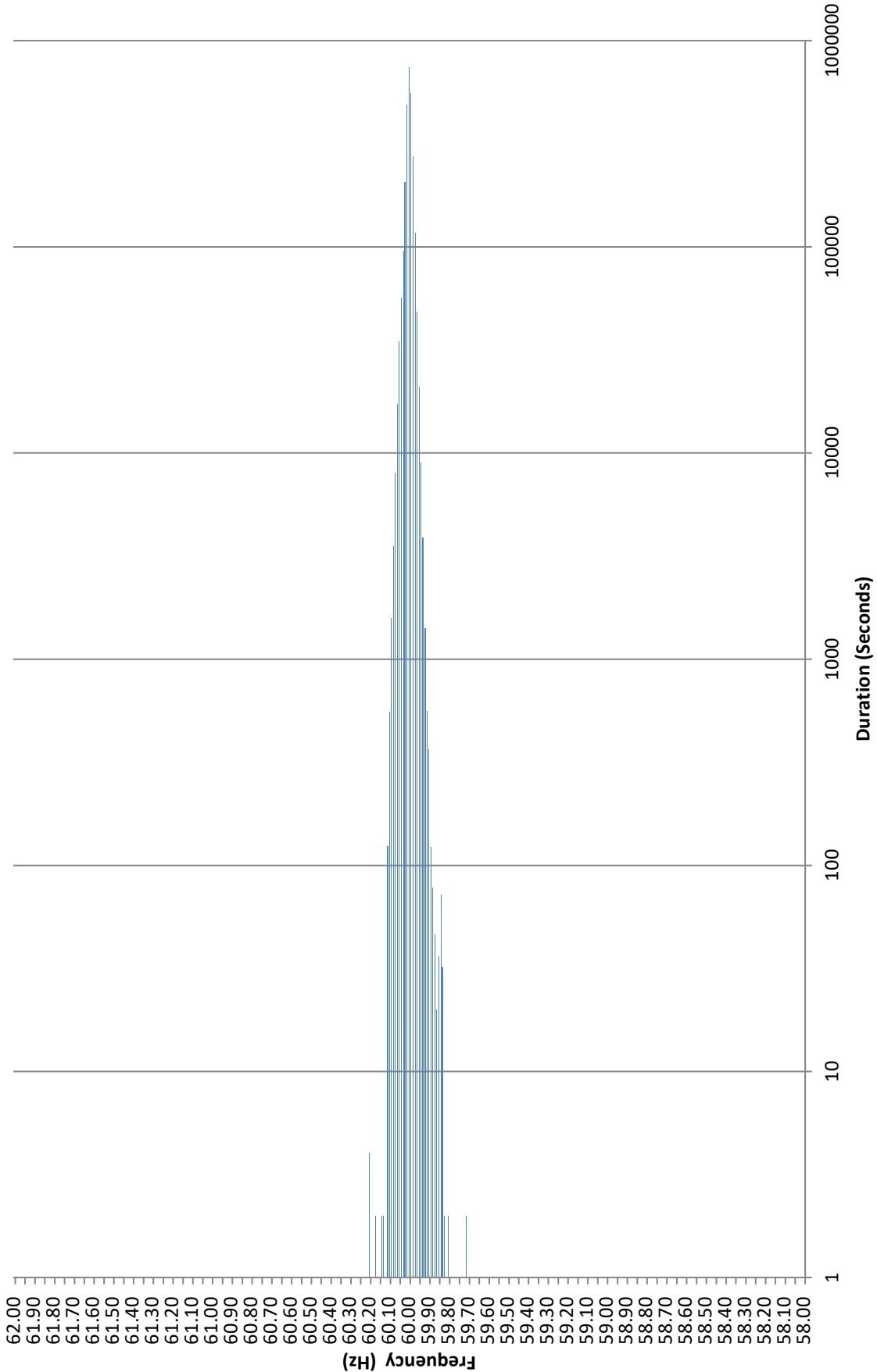
3b) Total MWh of non-dispatchable renewable resources curtailed for the month:

Curtailed MWh from non-dispatchable resources are difficult to determine due to the variability of the resource during curtailment periods. In some cases, the curtailed MWh estimates were provided by the IPPs under curtailment. The Company does not make any representations as to the accuracy of the curtailed MWh. The estimated MWh of non-dispatchable resources curtailed for the month are provided in Attachment 6, corresponding to each curtailment event.

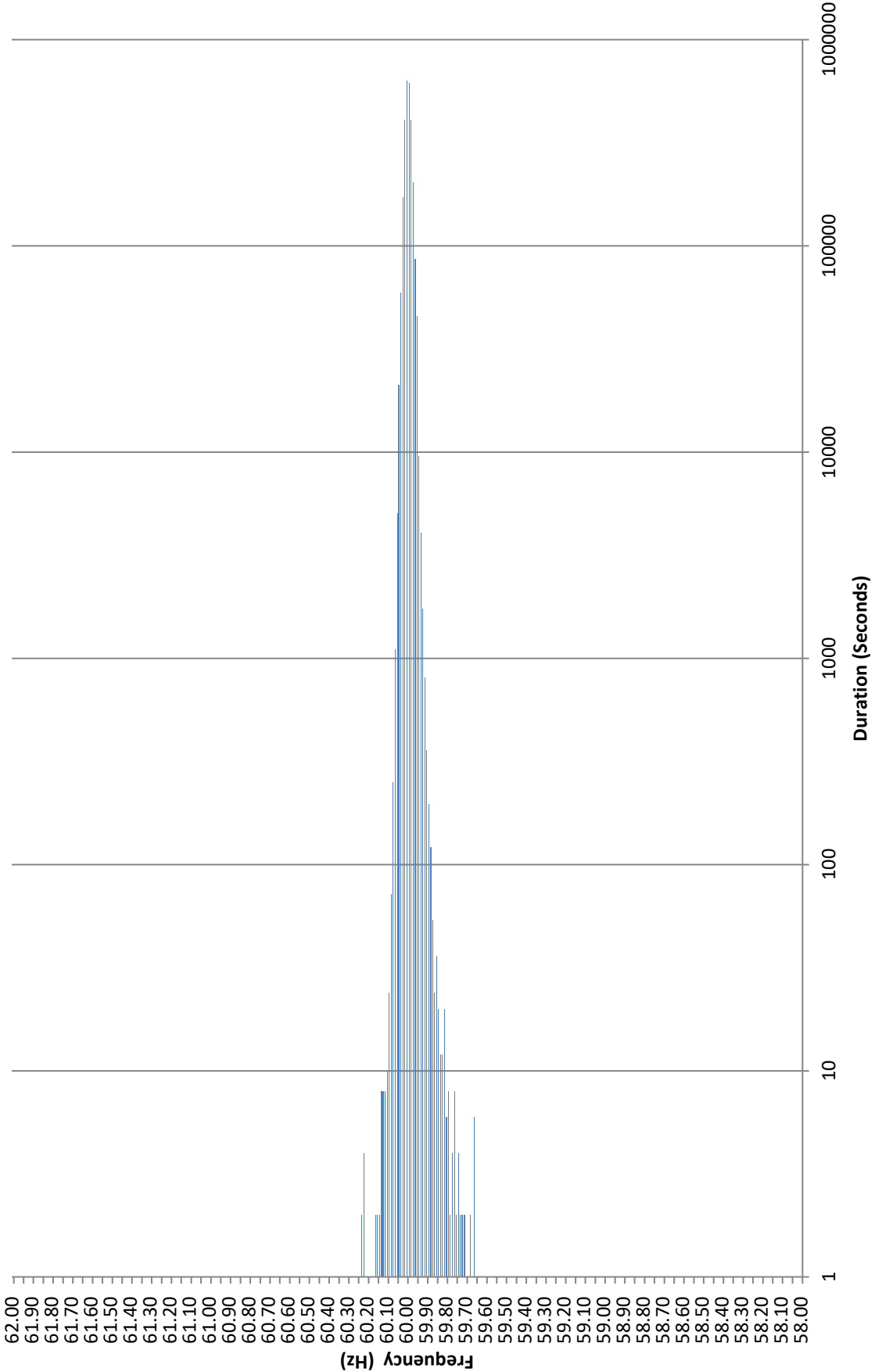
**Frequency Distribution Plot - Hawaiian Electric Company, Inc.
August 2021**



**Frequency Distribution Plot - Maui Electric Company, Limited
August 2021**



**Frequency Distribution Plot - Hawai'i Electric Light Company, Inc.
August 2021**



Hawaiian Electric Company, Inc. Frequency Excursion Statistics August 2021		
Data Rounded to the nearest	<59.95 Hz	>60.05 Hz
Number of Excursions	1204	307
Maximum Duration (sec)	568	516
Maximum Deviation (Hz)	59.418	60.93
Total Duration of Excursions (sec)	20714	3658

Maui Electric Company, Limited Frequency Excursion Statistics August 2021		
	<59.95 Hz	>60.05 Hz
Number of Excursions	4635	6317
Maximum Duration (sec)	194	358
Maximum Deviation (Hz)	59.709	60.203
Total Duration of Excursions (sec)	23974	44604

Hawai'i Electric Light Company, Inc. Frequency Excursion Statistics August 2021		
	<59.95 Hz	>60.05 Hz
Number of Excursions	6742	745
Maximum Duration (sec)	62	44
Maximum Deviation (Hz)	59.662	60.233
Total Duration of Excursions (sec)	40338	3046

HAWAIIAN ELECTRIC COMPANY, INC.
 CONTINGENCY RESERVE ACTIVATION EVENTS
 August 2021

Event #	Date & Time	Frequency (Hz)			Spinning Reserve Shortfall (MW)	Duration (HH:MM)	Description
		Prior to Event	Nadir	Trigger			
1	8/18/2021 02:13	60.03	59.42	NA	-25.00	0:17	KPLP CT2 tripped offline while generating ~79MW. Waiau 9 called online for spinning reserves.

MAUI ELECTRIC COMPANY, LIMITED
UNDERFREQUENCY LOADSHEDDING EVENTS
Auguts 2021

Event #	IR #	Island	Date & Time	Frequency (Hz)			Load Shed (MW)	Duration (HH:MM)	Description
				Prior to Event	Nadir	Levels UFLS Occurred			
1	521	Lanai	8/19/21 9:30AM	60.00	57.98	57.98	0.2	00:44	Recloser 1226 at E-2, Manele Rd., relayed open as a part of the Automatic load shed scheme when generator LL-8 tripped offline causing the frequency to dip to 57.982Hz.
2	546	Molokai	8/30/21 1:46PM	60.00	56.06	56.06	1.469	01:41	Circuit breaker 109B and Recloser 3400 at Sub 81 Palaaу relayed open when pole C-12, Kaunakakai Rd., leaned and flashed over due to a corroded anchor. Due to the fault, CB 111A at Sub 81 Palaaу relayed

HAWAIIAN ELECTRIC COMPANY, INC.
 DEMAND RESPONSE EVENTS
 August 2021

Event #	Date & Time	Frequency (Hz)			Load Shed (MW)	Duration (HH:MM)	Description
		Prior to Event	Nadir	Trigger			
1	8/18/2021 02:13	60.03	59.42	59.70	NA	0:08	KPLP CT2 tripped offline while generating ~79MW. Waiiau 9 called online for spinning reserves. RDLC/CIDLC activated.

Hawaiian Electric Company, Inc. Curtailment Report August 2021

Start Date/Time	Curtailment Set Point	MW output prior to start of curtailment	End Date/Time	MW output after curtailment released	Estimated MWh of curtailed energy during event (1)	IPP/Facility	Reason for Curtailment
08/01/21 11:14	0.0	15.00	08/01/21 12:32	0	*	KSMauka	Oversupply
08/01/21 11:15	0.0	17.30	08/01/21 12:31	0	*	KSMakai	Oversupply
08/01/21 11:17	0.0	4.00	08/01/21 12:28	0	*	Aloha2	Oversupply
08/01/21 11:39	0.0	23.00	08/01/21 12:14	0	*	NPM	Oversupply
08/01/21 13:33	0.0	19.70	08/01/21 15:06	0	*	KSMauka	Oversupply
08/01/21 13:33	0.0	19.10	08/01/21 15:05	0	*	KSMakai	Oversupply
08/01/21 15:45	0.0	7.60	08/01/21 16:30	0	*	KSMauka	Oversupply
08/01/21 15:45	0.0	17.60	08/01/21 16:21	0	*	KSMakai	Oversupply
08/02/21 05:16	0.0	12.30	08/02/21 16:56	0	*	KWMakai	System Constraints
08/02/21 05:32	0.0	0.00	08/02/21 08:06	0	*	KSMauka	System Constraints
08/02/21 05:32	0.0	0.00	08/02/21 16:59	0	*	KSMakai	System Constraints
08/02/21 06:31	0.0	7.20	08/02/21 17:17	0	*	KWF	System Constraints
08/02/21 06:41	0.0	26.30	08/02/21 07:50	0	*	KWMauka	System Constraints
08/02/21 09:01	0.0	22.50	08/02/21 09:29	0	*	NPM	Facility Requested
08/02/21 14:23	0.0	1.70	08/02/21 15:17	0	*	KREP	System Constraints
08/02/21 14:24	0.0	15.50	08/02/21 15:18	0	*	WestL	System Constraints
08/02/21 15:59	0.0	33.50	08/02/21 16:55	0	*	KWMauka	System Constraints
08/02/21 16:02	0.0	10.80	08/02/21 16:58	0	*	KSMauka	System Constraints
08/02/21 17:17	0.0	0.00	08/02/21 18:46	0	*	KWF	System Constraints
08/02/21 21:47	0.0	22.50	08/02/21 22:15	0	*	NPM	Facility Requested
08/03/21 05:12	0.0	4.00	08/03/21 16:59	0	*	KWMakai	System Constraints
08/03/21 05:37	0.0	0.09	08/03/21 06:09	0	*	KWMauka	System Constraints
08/03/21 05:46	0.0	0.09	08/03/21 16:49	0	*	KWF	System Constraints
08/03/21 05:51	0.0	0.00	08/03/21 17:03	0	*	KSMakai	System Constraints
08/03/21 05:51	0.0	0.00	08/03/21 06:14	0	*	KSMauka	System Constraints
08/03/21 05:56	0.0	22.40	08/03/21 06:25	0	*	NPM	Facility Requested
08/03/21 09:01	0.0	21.8	08/03/21 09:28	0	*	NPM	Facility Requested
08/03/21 15:45	0.0	13.6	08/03/21 17:03	0	*	KSMauka	System Constraints
08/03/21 15:47	0.0	26.00	08/03/21 16:52	0	*	KWMauka	System Constraints
08/03/21 21:50	0.0	19.40	08/03/21 22:17	0	*	NPM	Facility Requested
08/04/21 05:16	0.0	1.5	08/04/21 17:14	0	*	KWMakai	System Constraints
08/04/21 05:42	0.0	2.9	08/04/21 17:54	0	*	KWF	System Constraints
08/04/21 05:46	0.0	0.00	08/04/21 17:07	0	*	KSMakai	System Constraints
08/04/21 05:46	0.0	0.00	08/04/21 06:14	0	*	KSMauka	System Constraints
08/04/21 05:50	0.0	18.20	08/04/21 06:08	0	*	KWMauka	System Constraints
08/04/21 06:01	0.0	19.50	08/04/21 06:31	0	*	NPM	System Constraints
08/04/21 09:01	0.0	20.00	08/04/21 09:30	0	*	NPM	Facility Requested
08/04/21 15:24	0.0	16.80	08/04/21 17:06	0	*	KSMauka	System Constraints
08/04/21 15:44	0.0	31.60	08/04/21 17:15	0	*	KWMauka	System Constraints
08/04/21 17:52	0.0	0.00	08/04/21 18:14	0	*	KREP	System Constraints
08/04/21 17:55	0.0	2.60	08/04/21 18:15	0	*	WestL	System Constraints
08/04/21 21:43	0.0	0.00	08/04/21 22:24	0	*	KREP	System Constraints
08/04/21 21:43	0.0	0.00	08/04/21 22:24	0	*	WestL	System Constraints
08/04/21 21:52	0.0	19.40	08/04/21 22:20	0	*	NPM	Facility Requested
08/05/21 05:10	0.0	10.20	08/05/21 17:46	0	*	KWMakai	System Constraints
08/05/21 05:26	0.0	0.00	08/05/21 17:50	0	*	KSMakai	System Constraints
08/05/21 05:26	0.0	0.00	08/05/21 06:39	0	*	KSMauka	System Constraints
08/05/21 05:57	0.0	2.90	08/05/21 17:57	0	*	KWF	System Constraints
08/05/21 06:04	0.0	13.5	08/05/21 06:35	0	*	KWMauka	System Constraints
08/05/21 06:01	0.0	16.2	08/05/21 06:31	0	*	NPM	Facility Requested
08/05/21 09:00	0.0	13.5	08/05/21 09:30	0	*	NPM	Facility Requested
08/05/21 16:20	0.0	28	08/05/21 17:50	0	*	KSMauka	System Constraints
08/05/21 16:24	0.0	19	08/05/21 17:46	0	*	KWMauka	System Constraints
08/05/21 21:54	0.0	16.20	08/05/21 22:21	0	*	NPM	Facility Requested
08/06/21 05:06	0.0	0	08/06/21 16:28	0	*	KWMakai	System Constraints
08/06/21 06:35	0.0	12.00	08/06/21 16:57	0	*	KWF	System Constraints
08/06/21 07:25	0.0	6.70	08/06/21 07:42	0	*	KWMauka	System Constraints
08/06/21 07:28	0.0	2.80	08/06/21 07:45	0	*	KSMauka	System Constraints
08/06/21 07:30	0.0	0.00	08/06/21 16:30	0	*	KSMakai	System Constraints
08/06/21 09:22	0.0	3.90	08/06/21 11:21	0	*	Aloha1	System Constraints

Hawaiian Electric Company, Inc. Curtailment Report August 2021

Start Date/Time	Curtailment Set Point	MW output prior to start of curtailment	End Date/Time	MW output after curtailment released	Estimated MWh of curtailed energy during event (1)	IPP/Facility	Reason for Curtailment
08/06/21 09:24	0.0	27.20	08/06/21 09:58	0	*	Waianae	System Constraints
08/06/21 10:01	0.0	0.00	08/06/21 11:14	0	*	KLS2	System Constraints
08/06/21 10:44	0.0	27.50	08/06/21 11:16	0	*	Waianae	System Constraints
08/06/21 06:01	0.0	21.20	08/06/21 06:25	0	*	NPM	Facility Requested
08/06/21 09:01	0.0	22.10	08/06/21 09:29	0	*	NPM	Facility Requested
08/06/21 15:51	0.0	36.90	08/06/21 16:28	0	*	KWMauka	System Constraints
08/06/21 15:52	0.0	12.10	08/06/21 16:31	0	*	KSMauka	System Constraints
08/06/21 21:56	0.0	22.20	08/06/21 22:27	0	*	NPM	Facility Requested
08/07/21 11:15	0.0	19.20	08/07/21 12:19	0	*	KSMakai	Oversupply
08/07/21 11:19	0.0	20.00	08/07/21 12:24	0	*	KSMauka	Oversupply
08/08/21 10:37	0.0	14.70	08/08/21 14:05	0	*	KSMauka	Oversupply
08/08/21 10:37	0.0	7.60	08/08/21 14:05	0	*	KSMakai	Oversupply
08/08/21 10:43	0.0	1.70	08/08/21 13:54	0	*	Aloha2	Oversupply
08/09/21 06:00	0.0	11.00	08/09/21 06:28	0	*	NPM	Facility Requested
08/09/21 10:29	0.0	21.70	08/09/21 14:19	0	*	KSMauka	Oversupply
08/09/21 10:29	0.0	19.70	08/09/21 13:56	0	*	KSMakai	Oversupply
08/09/21 11:05	0.0	2.90	08/09/21 12:55	0	*	Aloha2	Oversupply
08/09/21 11:59	0.0	9.60	08/09/21 12:29	0	*	NPM	Oversupply
08/10/21 11:59	0.0	5.60	08/10/21 12:29	0	*	NPM	Facility Requested
08/10/21 21:52	0.0	0.00	08/10/21 22:24	0	*	NPM	Facility Requested
08/11/21 12:00	0.0	8.50	08/11/21 12:29	0	*	NPM	Facility Requested
08/11/21 21:56	0.0	0.30	08/11/21 22:15	0	*	NPM	Facility Requested
08/12/21 06:01	0.0	10	08/12/21 06:31	0	*	NPM	Facility Requested
08/12/21 09:00	0.0	7.6	08/12/21 09:26	0	*	NPM	Facility Requested
08/12/21 21:56	0.0	9.60	08/12/21 22:21	0	*	NPM	Facility Requested
08/13/21 06:33	0.0	0.00	08/13/21 07:43	0	*	KREP	System Constraints
08/13/21 06:35	0.0	0.00	08/13/21 07:44	0	*	WestL	System Constraints
08/13/21 06:37	0.0	2.10	08/13/21 17:04	0	*	KLS2	System Constraints
08/13/21 06:00	0.0	7.70	08/13/21 06:22	0	*	NPM	Facility Requested
08/13/21 11:59	0.0	16.00	08/13/21 12:24	0	*	NPM	Facility Requested
08/13/21 15:46	0.0	13.40	08/13/21 17:05	0	*	WestL	System Constraints
08/13/21 15:47	0.0	3.00	08/13/21 17:05	0	*	KREP	System Constraints
08/13/21 21:56	0.0	17.70	08/13/21 22:21	0	*	NPM	Facility Requested
08/15/21 10:16	0.0	24.40	08/15/21 14:27	0	*	KSMauka	Oversupply
08/15/21 10:26	0.0	19.00	08/15/21 14:26	0	*	KSMakai	Oversupply
08/15/21 10:28	0.0	4.20	08/15/21 14:23	0	*	Aloha2	Oversupply
08/15/21 11:44	0.0	17.70	08/15/21 14:20	0	*	NPM	Oversupply
08/15/21 11:45	5.7	9.68	08/15/21 12:45	5.74	*	Lani	Oversupply
08/15/21 11:45	24.3	40.68	08/15/21 12:45	24.74	*	Waipio	Oversupply
08/15/21 12:45	5.7	5.74	08/15/21 13:45	5.7	*	Lani	Oversupply
08/15/21 12:45	24.3	24.74	08/15/21 13:45	24.27	*	Waipio	Oversupply
08/15/21 13:45	5.7	5.7	08/15/21 14:07	5.74	*	Lani	Oversupply
08/15/21 13:45	24.3	24.27	08/15/21 14:07	24.03	*	Waipio	Oversupply
08/16/21 06:27	0.0	0.00	08/16/21 07:02	0	*	NPM	System Constraints
08/16/21 09:34	0.0	1.00	08/16/21 10:08	0	*	NPM	System Constraints
08/17/21 09:02	0.0	2.80	08/17/21 09:43	0	*	Aloha2	System Constraints
08/17/21 09:03	0.0	2.50	08/17/21 09:42	0	*	KREP	System Constraints
08/17/21 09:04	0.0	11.20	08/17/21 09:44	0	*	WestL	System Constraints
08/17/21 09:32	0.0	1.10	08/17/21 23:49	0	*	NPM	System Constraints
08/17/21 09:39	0.0	0.10	08/17/21 10:25	0	*	KWF	System Constraints
08/17/21 09:47	0.0	0.20	08/17/21 10:21	0	*	KWMakai	System Constraints
08/17/21 09:49	0.0	3.50	08/17/21 10:08	0	*	KSMakai	System Constraints
08/17/21 14:31	0.0	8.90	08/17/21 15:44	0	*	KWMauka	System Constraints
08/17/21 14:49	0.0	1.20	08/17/21 14:53	0	*	North	System Constraints
08/17/21 14:49	0.0	0.40	08/17/21 14:53	0	*	South	System Constraints
08/17/21 14:33	0.0	8.90	08/17/21 14:54	0	*	KSMauka	System Constraints
08/17/21 15:39	0.0	1.40	08/17/21 16:10	0	*	KREP	System Constraints
08/17/21 15:40	0.0	2.00	08/17/21 16:10	0	*	Aloha2	System Constraints
08/17/21 15:41	0.0	4.50	08/17/21 16:09	0	*	WestL	System Constraints
08/17/21 18:11	0.0	0.00	08/17/21 23:46	0	*	KWF	System Constraints
08/17/21 18:15	0.0	0.00	08/17/21 23:45	0	*	KWMakai	System Constraints
08/17/21 18:25	0.0	0.40	08/17/21 23:48	0	*	KSMakai	System Constraints
08/19/21 11:52	0.0	29.00	08/19/21 12:35	0	*	KSMauka	Oversupply

Hawaiian Electric Company, Inc. Curtailment Report August 2021

Start Date/Time	Curtailment Set Point	MW output prior to start of curtailment	End Date/Time	MW output after curtailment released	Estimated MWh of curtailed energy during event (1)	IPP/Facility	Reason for Curtailment
08/20/21 10:27	0.0	24.00	08/20/21 14:20	0	*	KSMauka	Oversupply
08/20/21 10:28	0.0	10.00	08/20/21 14:10	0	*	KSMakai	Oversupply
08/21/21 09:04	0.0	16.20	08/21/21 09:26	0	*	KSMakai	System Constraints
08/21/21 09:11	0.0	4.30	08/21/21 09:31	0	*	KWMakai	System Constraints
08/21/21 09:20	0.0	5.30	08/21/21 09:29	0	*	KWF	System Constraints
08/24/21 07:15	0.0	0.00	08/24/21 17:37	0	*	KLS2	System Constraints
08/25/21 10:41	0.0	13.80	08/25/21 12:51	0	*	KSMauka	Oversupply
08/25/21 10:41	0.0	14.80	08/25/21 12:50	0	*	KSMakai	Oversupply
08/25/21 10:44	0.0	2.50	08/25/21 12:50	0	*	Aloha2	Oversupply
08/25/21 10:44	0.0	20.00	08/25/21 12:45	0	*	NPM	Oversupply
08/25/21 13:23	0.0	16.00	08/25/21 14:20	0	*	KSMauka	Oversupply
08/25/21 13:23	0.0	12.80	08/25/21 14:19	0	*	KSMakai	Oversupply
08/26/21 06:59	0.0	17.00	08/26/21 07:34	0	*	NPM	System Constraints
08/26/21 06:22	0.0	0.00	08/26/21 08:18	0	*	KREP	System Constraints
08/26/21 06:28	0.0	0.00	08/26/21 08:20	0	*	WestL	System Constraints
08/26/21 06:52	0.0	0.00	08/26/21 16:15	0	*	KLS2	System Constraints
08/26/21 11:57	0.0	26.00	08/26/21 14:27	0	*	KSMauka	Oversupply
08/26/21 11:57	0.0	19.70	08/26/21 14:27	0	*	KSMakai	Oversupply
08/26/21 14:32	0.0	13.00	08/26/21 15:30	0	*	NPM	System Constraints
08/26/21 14:37	0.0	3.50	08/26/21 16:17	0	*	KREP	System Constraints
08/26/21 14:42	0.0	16.70	08/26/21 16:21	0	*	WestL	System Constraints
08/27/21 09:59	0.0	16.70	08/27/21 13:18	0	*	KSMauka	Oversupply
08/27/21 10:00	0.0	19.90	08/27/21 13:18	0	*	KSMakai	Oversupply
08/28/21 08:24	0.0	18.40	08/28/21 13:53	0	*	KSMauka	Oversupply
08/28/21 08:24	0.0	16.50	08/28/21 13:53	0	*	KSMakai	Oversupply
08/28/21 08:30	0.0	2.00	08/28/21 13:52	0	*	Aloha2	Oversupply
08/28/21 08:31	0.0	6.10	08/28/21 13:35	0	*	NPM	Oversupply
08/28/21 08:39	6.1	12.83	08/28/21 09:39	6.167	*	Lani	Oversupply
08/28/21 08:39	18.9	37.75	08/28/21 09:39	18.88	*	Waipio	Oversupply
08/28/21 09:39	6.1	6.17	08/28/21 10:30	6.26	*	Lani	Oversupply
08/28/21 09:39	18.9	18.88	08/28/21 10:30	18.88	*	Waipio	Oversupply
08/28/21 10:30	0.0	6.26	08/28/21 13:20	0	*	Lani	Oversupply
08/28/21 10:30	0.0	18.88	08/28/21 13:20	0	*	Waipio	Oversupply
08/29/21 10:13	0.0	27.10	08/29/21 14:32	0	*	KSMauka	Oversupply
08/29/21 10:14	0.0	16.20	08/29/21 14:17	0	*	KSMakai	Oversupply
08/30/21 08:11	0.0	2.00	08/30/21 09:02	0	*	KLS2	System Constraints
08/30/21 16:29	0.0	1.30	08/30/21 16:54	0	*	KLS2	System Constraints

Aloha1 = Aloha Solar Energy Fund I
Aloha2 = Aloha Solar Energy Fund II
KLS2 = Kalaehoa Solar Two
KREP = Kalaehoa Renewable Energy Partners
KWF = Kahuku Wind Power
Lani = Lanikuhana Solar
MFO = Mauka FIT One Solar
NPM = Na Pua Makani Power Partners
KSMakai = Kawaihoa Solar Makai
KSMauka = Kawaihoa Solar Mauka
KWMakai = Kawaihoa Wind Makai
KWMauka = Kawaihoa Wind Mauka
North = Waihonu North
South = Waihonu South
Waianaes = EE Waianaes Solar Project
Waipio = Waipio PV
WestL = West Loch PV

(1) The estimated MWh of energy curtailed during the event is supplied by IPP, and HECO does not make any representations as to its accuracy.
* Data has not been provided by IPP.



Maui Curtailment Report

August 2021

Start Date and Time	Duration (minutes)	IPP Curtailed	Estimated Curtailed MWH	Peak MW Curtailed	Reasons for Curtailment
8/1/2021 0:00	5:17	KWPPII	31.910	20.708	Oversupply
8/1/2021 5:19	0:54	KWPPII	1.957	20.708	Oversupply
8/1/2021 6:00	0:12	BS250	Data is not available	Data is not available	Oversupply
8/1/2021 6:13	0:01	BS250	Data is not available	Data is not available	Oversupply
8/1/2021 6:13	0:30	SSA3	0.040307	-0.001	Oversupply
8/1/2021 6:14	0:30	SSA2	0.014	-0.001	Oversupply
8/1/2021 6:20	12:37	17-2	5.210	0.750	System Constraint
8/1/2021 6:43	0:01	BS250	Data is not available	Data is not available	Oversupply
8/1/2021 6:44	0:01	KWPPII	0.001	20.708	Oversupply
8/1/2021 7:18	8:29	BS250	Data is not available	Data is not available	Oversupply
8/1/2021 7:19	8:29	KWPPII	141.720	20.708	Oversupply
8/1/2021 7:22	8:25	SSA3	18.264	0.018	Oversupply
8/1/2021 7:23	8:25	SSA2	18.933425	0.052	Oversupply
8/1/2021 9:29	0:01	AWE	0.003	20.100	Oversupply
8/1/2021 9:40	0:52	AWE	0.521	20.100	System Constraint
8/1/2021 10:32	4:04	AWE	49.056	20.800	Oversupply
8/1/2021 14:38	0:01	AWE	0.005988	20.800	Oversupply
8/1/2021 15:47	0:02	SSA3	0.018	0.012	Oversupply
8/1/2021 15:48	0:02	SSA2	0.027	0.381	Oversupply
8/1/2021 15:49	0:02	SSA3	0.018	0.743	Oversupply
8/1/2021 15:50	0:02	SSA2	0.027	1.336	Oversupply
8/1/2021 15:51	0:02	SSA3	0.018	0.741	Oversupply
8/1/2021 15:52	0:02	SSA2	0.027	1.168	Oversupply
8/1/2021 15:53	0:02	SSA3	0.018	1.760	Oversupply
8/1/2021 15:54	0:02	SSA2	0.027	2.484	Oversupply
8/1/2021 21:23	1:25	KWPPII	6.813	20.708	Oversupply
8/1/2021 23:07	0:06	KWPPII	0.154579	20.708	Oversupply
8/1/2021 23:23	2:15	KWPPII	21.091	20.708	Oversupply
8/2/2021 1:41	4:50	KWPPII	46.378314	20.708	Oversupply
8/2/2021 6:00	0:30	BS250	Data is not available	Data is not available	Oversupply
8/2/2021 6:13	0:18	SSA3	0.012	0.020	Oversupply
8/2/2021 6:15	0:16	SSA2	0.009662	0.001	Oversupply
8/2/2021 6:17	12:43	17-2	4.517	0.750	System Constraint
8/2/2021 6:43	0:02	SSA3	0.002	0.098	Oversupply
8/2/2021 6:44	0:04	BS250	Data is not available	Data is not available	Oversupply
8/2/2021 6:45	0:03	KWPPII	0.065	20.708	Oversupply
8/2/2021 6:45	0:04	SSA2	0.003134	0.036	Oversupply
8/2/2021 6:45	0:02	SSA3	0.006	-0.002	Oversupply
8/2/2021 6:49	0:01	BS250	Data is not available	Data is not available	Oversupply
8/2/2021 6:49	0:08	SSA3	0.025	0.129	Oversupply
8/2/2021 6:51	0:06	SSA2	0.004708	0.095	Oversupply
8/2/2021 6:52	0:05	BS250	Data is not available	Data is not available	Oversupply
8/2/2021 6:53	0:04	KWPPII	0.048469	20.708	Oversupply
8/2/2021 7:15	6:52	SSA2	12.293	0.168	Oversupply
8/2/2021 7:15	6:52	SSA3	14.728	0.054	Oversupply
8/2/2021 7:16	6:51	BS250	Data is not available	Data is not available	Oversupply
8/2/2021 7:17	6:51	KWPPII	116.120	20.708	Oversupply
8/2/2021 9:29	4:33	AWE	36.756421	21.000	Oversupply
8/2/2021 14:07	0:02	SSA3	0.047	0.515	Oversupply
8/2/2021 14:07	0:02	SSA2	0.095119	0.427	Oversupply
8/2/2021 14:09	0:36	BS250	Data is not available	Data is not available	Oversupply
8/2/2021 14:09	0:36	KWPPII	10.394	20.693	Oversupply
8/2/2021 14:09	0:36	SSA3	1.398175	0.004	Oversupply
8/2/2021 14:09	0:58	SSA2	2.767	0.001	Oversupply
8/2/2021 14:30	0:03	AWE	0.003	21.000	Oversupply
8/2/2021 14:34	0:05	AWE	0.068617	21.000	Oversupply
8/2/2021 14:45	0:02	SSA3	0.038	0.339	Oversupply
8/2/2021 14:46	0:22	BS250	Data is not available	Data is not available	Oversupply
8/2/2021 14:47	0:22	KWPPII	2.801	20.708	Oversupply
8/2/2021 14:47	0:20	SSA3	0.364	0.009	Oversupply
8/2/2021 15:08	0:02	SSA3	0.034	0.017	Oversupply
8/2/2021 15:08	0:02	SSA2	0.093000	0.037	Oversupply
8/2/2021 15:10	0:02	SSA3	0.034	0.386	Oversupply
8/2/2021 15:10	0:02	SSA2	0.093775	0.715	Oversupply
8/2/2021 15:11	0:16	BS250	Data is not available	Data is not available	Oversupply
8/2/2021 15:12	0:15	KWPPII	0.393643	20.704	Oversupply
8/2/2021 15:12	0:16	SSA3	0.215	0.000	Oversupply
8/2/2021 15:12	0:16	SSA2	0.686039	0.004	Oversupply
8/2/2021 15:28	0:02	SSA2	0.086	1.020	Oversupply
8/2/2021 15:28	0:02	SSA3	0.026	0.840	Oversupply
8/2/2021 15:30	0:02	SSA2	0.062261	2.162	Oversupply
8/2/2021 15:30	0:02	SSA3	0.036	0.786	Oversupply
8/2/2021 15:32	0:02	SSA2	0.061747	0.382	Oversupply



Maui Curtailment Report

August 2021

Start Date and Time	Duration (minutes)	IPP Curtailed	Estimated Curtailed MWH	Peak MW Curtailed	Reasons for Curtailment
8/2/2021 15:32	0:02	SSA3	0.036	0.194	Oversupply
8/2/2021 15:34	0:12	BS250	Data is not available	Data is not available	Oversupply
8/2/2021 15:34	0:12	KWP/II	0.457	20.651	Oversupply
8/2/2021 15:34	0:14	SSA2	0.424490	0.011	Oversupply
8/2/2021 15:34	0:12	SSA3	0.213	0.009	Oversupply
8/2/2021 15:46	0:02	SSA3	0.021833	0.114	Oversupply
8/2/2021 15:48	0:02	SSA2	0.054	0.994	Oversupply
8/2/2021 15:48	0:02	SSA3	0.021833	1.024	Oversupply
8/2/2021 15:50	0:02	SSA2	0.055	1.486	Oversupply
8/2/2021 15:50	0:02	SSA3	0.021833	0.433	Oversupply
8/2/2021 15:51	0:09	BS250	Data is not available	Data is not available	Oversupply
8/2/2021 15:52	0:08	KWP/II	0.082492	20.554	Oversupply
8/2/2021 15:52	0:08	SSA2	0.204	0.012	Oversupply
8/2/2021 15:52	0:08	SSA3	0.080930	0.001	Oversupply
8/2/2021 16:06	0:02	SSA2	0.000	1.388	Oversupply
8/2/2021 16:06	0:02	SSA3	-0.000507	0.769	Oversupply
8/2/2021 16:38	0:02	SSA2	0.030	0.401	Oversupply
8/2/2021 16:39	0:03	BS250	Data is not available	Data is not available	Oversupply
8/2/2021 16:39	0:04	SSA3	0.030	0.128	Oversupply
8/2/2021 16:40	0:02	KWP/II	0.007406	19.306	Oversupply
8/2/2021 16:40	0:02	SSA2	0.030	-0.003	Oversupply
8/2/2021 16:42	0:02	SSA2	0.029992	-0.003	Oversupply
8/2/2021 16:43	0:02	SSA3	0.014	0.330	Oversupply
8/2/2021 16:44	0:02	SSA2	0.000112	-0.003	Oversupply
8/2/2021 16:45	0:02	SSA3	0.003	0.543	Oversupply
8/2/2021 16:48	0:02	SSA2	0.011126	1.401	Oversupply
8/2/2021 21:09	0:09	KWP/II	0.150	20.708	Oversupply
8/2/2021 21:19	8:07	KWP/II	130.261	20.708	Oversupply
8/3/2021 0:52	3:51	AWE	22.518	21.000	Oversupply
8/3/2021 4:44	0:02	AWE	0.007933	14.600	Oversupply
8/3/2021 4:47	0:01	AWE	0.010	14.600	Oversupply
8/3/2021 5:14	0:02	AWE	0.025	20.900	Oversupply
8/3/2021 5:19	0:02	AWE	0.017572	20.900	Oversupply
8/3/2021 5:28	0:29	KWP/II	2.548	20.708	Oversupply
8/3/2021 6:00	0:40	BS250	Data is not available	Data is not available	Oversupply
8/3/2021 6:01	0:40	KWP/II	1.623	20.708	Oversupply
8/3/2021 6:13	0:28	SSA3	0.030	-0.001	Oversupply
8/3/2021 6:13	0:26	SSA2	0.019	-0.001	Oversupply
8/3/2021 6:25	12:35	17-2	3.925968	0.750	System Constraint
8/3/2021 6:47	0:22	SSA3	0.101	0.116	Oversupply
8/3/2021 6:48	8:49	BS250	Data is not available	Data is not available	Oversupply
8/3/2021 6:48	0:20	SSA2	0.026127	0.004	Oversupply
8/3/2021 6:49	8:48	KWP/II	141.242	20.708	Oversupply
8/3/2021 7:08	8:29	SSA2	15.006928	-0.001	Oversupply
8/3/2021 7:09	8:29	SSA3	17.556	-0.001	Oversupply
8/3/2021 9:16	1:41	AWE	12.205275	21.000	Oversupply
8/3/2021 11:01	0:06	AWE	0.062	21.000	Oversupply
8/3/2021 11:08	3:32	AWE	44.017400	21.000	Oversupply
8/3/2021 12:04	0:04	5A	Data is not available	Data is not available	Oversupply
8/3/2021 12:04	0:04	MS	Data is not available	Data is not available	Oversupply
8/3/2021 12:05	0:01	KWP	0.004	23.868	Oversupply
8/3/2021 12:12	0:05	5A	Data is not available	Data is not available	Oversupply
8/3/2021 12:12	0:05	MS	Data is not available	Data is not available	Oversupply
8/3/2021 12:17	0:01	KWP	0.000854	23.341	Oversupply
8/3/2021 12:18	0:01	5A	Data is not available	Data is not available	Oversupply
8/3/2021 12:18	0:01	MS	Data is not available	Data is not available	Oversupply
8/3/2021 12:19	0:01	KWP	0.003	23.710	Oversupply
8/3/2021 14:41	0:08	AWE	0.141	21.000	Oversupply
8/3/2021 14:50	0:01	AWE	0.010	21.000	Oversupply
8/3/2021 15:37	0:02	SSA2	0.036369	0.012	Oversupply
8/3/2021 15:38	0:02	SSA3	0.026	0.461	Oversupply
8/3/2021 15:41	0:02	SSA2	0.036069	1.145	Oversupply
8/3/2021 15:42	0:02	SSA3	0.026	0.942	Oversupply
8/3/2021 15:43	0:02	SSA2	0.034181	0.575	Oversupply
8/3/2021 15:48	0:02	SSA3	0.012	2.482	Oversupply
8/3/2021 15:49	0:02	SSA2	0.007177	0.699	Oversupply
8/3/2021 15:50	0:02	SSA3	0.012	0.957	Oversupply
8/3/2021 15:51	0:02	SSA2	0.007	0.748	Oversupply
8/3/2021 15:52	0:02	SSA3	0.011917	0.683	Oversupply
8/3/2021 15:53	0:02	SSA2	0.007	0.213	Oversupply
8/3/2021 16:00	0:02	SSA3	0.044669	0.826	Oversupply
8/3/2021 16:01	0:02	SSA2	0.042	0.290	Oversupply
8/3/2021 16:02	0:02	SSA3	0.045	0.301	Oversupply



Maui Curtailment Report

August 2021

Start Date and Time	Duration (minutes)	IPP Curtailed	Estimated Curtailed MWH	Peak MW Curtailed	Reasons for Curtailment
8/3/2021 16:03	0:02	SSA2	0.042150	0.612	Oversupply
8/3/2021 16:04	0:22	SSA3	0.405	0.062	Oversupply
8/3/2021 16:05	0:22	BS250	Data is not available	Data is not available	Oversupply
8/3/2021 16:05	0:22	SSA2	0.588315	0.020	Oversupply
8/3/2021 16:07	0:21	KWP	0.874	19.211	Oversupply
8/3/2021 16:27	0:02	SSA3	0.030332	0.034	Oversupply
8/3/2021 16:27	0:02	SSA2	0.063	0.041	Oversupply
8/3/2021 16:33	0:02	SSA2	0.019	2.370	Oversupply
8/3/2021 16:35	0:02	SSA3	0.008469	0.768	Oversupply
8/3/2021 16:35	0:02	SSA2	0.019	0.148	Oversupply
8/3/2021 16:37	0:02	SSA3	0.008	0.957	Oversupply
8/3/2021 16:39	0:02	SSA3	0.008469	1.201	Oversupply
8/3/2021 21:46	17:04	KWP	272.214	19.211	Oversupply
8/4/2021 0:23	0:03	AWE	0.009	21.000	Oversupply
8/4/2021 0:29	0:02	AWE	0.007	20.600	Oversupply
8/4/2021 0:32	0:01	AWE	0.007850	20.300	Oversupply
8/4/2021 0:34	4:43	AWE	30.727	21.000	Oversupply
8/4/2021 6:00	8:50	BS250	Data is not available	Data is not available	Oversupply
8/4/2021 6:14	8:35	SSA3	16.784	0.020	Oversupply
8/4/2021 6:15	8:36	SSA2	14.818	0.002	Oversupply
8/4/2021 6:17	12:40	17-2	4.618818	0.750	System Constraint
8/4/2021 8:33	0:02	AWE	0.001	21.000	Oversupply
8/4/2021 8:36	0:04	AWE	0.012	21.000	Oversupply
8/4/2021 8:42	0:01	AWE	0.001574	21.000	Oversupply
8/4/2021 8:44	5:55	AWE	85.762	21.000	Oversupply
8/4/2021 10:35	0:01	5A	Data is not available	Data is not available	Oversupply
8/4/2021 10:35	0:01	MS	Data is not available	Data is not available	Oversupply
8/4/2021 10:39	0:02	5A	Data is not available	Data is not available	Oversupply
8/4/2021 10:39	0:02	MS	Data is not available	Data is not available	Oversupply
8/4/2021 10:40	0:01	KWP	0.001808	24.079	Oversupply
8/4/2021 10:42	0:01	5A	Data is not available	Data is not available	Oversupply
8/4/2021 10:42	0:01	MS	Data is not available	Data is not available	Oversupply
8/4/2021 10:44	0:01	5A	Data is not available	Data is not available	Oversupply
8/4/2021 10:44	0:01	MS	Data is not available	Data is not available	Oversupply
8/4/2021 10:53	0:05	5A	Data is not available	Data is not available	Oversupply
8/4/2021 10:53	0:05	MS	Data is not available	Data is not available	Oversupply
8/4/2021 10:58	0:01	KWP	0.001	24.501	Oversupply
8/4/2021 11:01	0:06	5A	Data is not available	Data is not available	Oversupply
8/4/2021 11:01	0:06	MS	Data is not available	Data is not available	Oversupply
8/4/2021 11:05	0:01	KWP	0.001	24.026	Oversupply
8/4/2021 11:07	0:01	KWP	0.002	21.916	Oversupply
8/4/2021 11:08	0:02	5A	Data is not available	Data is not available	Oversupply
8/4/2021 11:08	0:02	MS	Data is not available	Data is not available	Oversupply
8/4/2021 11:11	0:04	5A	Data is not available	Data is not available	Oversupply
8/4/2021 11:11	0:04	MS	Data is not available	Data is not available	Oversupply
8/4/2021 11:12	0:01	KWP	0.001	21.705	Oversupply
8/4/2021 11:16	0:03	5A	Data is not available	Data is not available	Oversupply
8/4/2021 11:16	0:03	MS	Data is not available	Data is not available	Oversupply
8/4/2021 11:20	0:19	5A	Data is not available	Data is not available	Oversupply
8/4/2021 11:20	0:19	MS	Data is not available	Data is not available	Oversupply
8/4/2021 11:25	0:01	KWP	0.001	21.969	Oversupply
8/4/2021 11:28	0:01	KWP	0.000459	21.758	Oversupply
8/4/2021 11:41	0:06	5A	Data is not available	Data is not available	Oversupply
8/4/2021 11:41	0:06	MS	Data is not available	Data is not available	Oversupply
8/4/2021 11:45	0:02	KWP	0.006	21.073	Oversupply
8/4/2021 11:48	0:04	5A	Data is not available	Data is not available	Oversupply
8/4/2021 11:48	0:04	MS	Data is not available	Data is not available	Oversupply
8/4/2021 11:50	0:01	KWP	0.000879	20.598	Oversupply
8/4/2021 11:54	0:01	5A	Data is not available	Data is not available	Oversupply
8/4/2021 11:54	0:01	MS	Data is not available	Data is not available	Oversupply
8/4/2021 11:54	0:01	KWP	0.001	21.020	Oversupply
8/4/2021 11:56	0:02	5A	Data is not available	Data is not available	Oversupply
8/4/2021 11:56	0:02	MS	Data is not available	Data is not available	Oversupply
8/4/2021 11:59	0:03	5A	Data is not available	Data is not available	Oversupply
8/4/2021 11:59	0:03	MS	Data is not available	Data is not available	Oversupply
8/4/2021 12:00	0:01	KWP	0.001758	20.229	Oversupply
8/4/2021 12:09	0:03	5A	Data is not available	Data is not available	Oversupply
8/4/2021 12:09	0:03	MS	Data is not available	Data is not available	Oversupply
8/4/2021 12:10	0:01	KWP	0.004	21.705	Oversupply
8/4/2021 12:13	0:02	5A	Data is not available	Data is not available	Oversupply
8/4/2021 12:13	0:02	MS	Data is not available	Data is not available	Oversupply
8/4/2021 12:16	0:01	5A	Data is not available	Data is not available	Oversupply
8/4/2021 12:16	0:01	MS	Data is not available	Data is not available	Oversupply



Maui Curtailment Report

August 2021

Start Date and Time	Duration (minutes)	IPP Curtailed	Estimated Curtailed MWH	Peak MW Curtailed	Reasons for Curtailment
8/4/2021 12:18	0:05	5A	Data is not available	Data is not available	Oversupply
8/4/2021 12:18	0:05	MS	Data is not available	Data is not available	Oversupply
8/4/2021 12:20	0:01	KWP	0.006154	22.919	Oversupply
8/4/2021 12:24	0:01	5A	Data is not available	Data is not available	Oversupply
8/4/2021 12:24	0:01	MS	Data is not available	Data is not available	Oversupply
8/4/2021 12:29	0:01	5A	Data is not available	Data is not available	Oversupply
8/4/2021 12:29	0:01	MS	Data is not available	Data is not available	Oversupply
8/4/2021 12:32	0:02	5A	Data is not available	Data is not available	Oversupply
8/4/2021 12:32	0:02	MS	Data is not available	Data is not available	Oversupply
8/4/2021 12:39	0:01	5A	Data is not available	Data is not available	Oversupply
8/4/2021 12:39	0:01	MS	Data is not available	Data is not available	Oversupply
8/4/2021 14:49	0:02	SSA3	0.057	0.335	Oversupply
8/4/2021 14:51	1:23	BS250	Data is not available	Data is not available	Oversupply
8/4/2021 14:51	0:02	SSA2	0.078	1.266	Oversupply
8/4/2021 14:51	1:23	SSA3	2.107864	1.191	Oversupply
8/4/2021 14:52	1:22	KWP	9.282	19.211	Oversupply
8/4/2021 14:53	1:22	SSA2	3.172768	0.019	Oversupply
8/4/2021 16:14	0:02	SSA3	0.028	0.161	Oversupply
8/4/2021 16:15	0:01	BS250	Data is not available	Data is not available	Oversupply
8/4/2021 16:15	0:02	SSA2	0.017394	0.002	Oversupply
8/4/2021 16:16	0:02	SSA3	0.006	0.186	Oversupply
8/4/2021 16:17	0:02	SSA2	0.017	1.287	Oversupply
8/4/2021 16:23	0:02	SSA2	0.017250	2.609	Oversupply
8/4/2021 16:24	0:02	SSA3	0.006	0.846	Oversupply
8/4/2021 16:25	0:02	SSA2	0.017	0.886	Oversupply
8/4/2021 16:26	0:02	SSA3	0.006	0.260	Oversupply
8/4/2021 16:29	0:02	SSA2	0.030194	2.325	Oversupply
8/4/2021 16:30	0:02	SSA3	0.001	0.705	Oversupply
8/4/2021 22:01	0:03	KWP	0.008765	17.714	Oversupply
8/4/2021 22:08	0:10	KWP	0.261	17.714	Oversupply
8/4/2021 22:22	0:42	KWP	2.477382	17.714	Oversupply
8/4/2021 23:05	0:01	KWP	0.005	17.714	Oversupply
8/4/2021 23:08	0:10	KWP	0.221	17.714	Oversupply
8/4/2021 23:44	0:20	KWP	1.063	17.714	Oversupply
8/5/2021 0:10	5:35	KWP	61.905	17.714	Oversupply
8/5/2021 3:17	0:09	AWE	0.028623	21.000	Oversupply
8/5/2021 3:27	0:01	AWE	0.004	20.500	Oversupply
8/5/2021 6:33	12:16	17-2	5.091816	0.750	System Constraint
8/5/2021 6:52	0:50	SSA3	0.396	0.026	Oversupply
8/5/2021 6:53	0:49	BS250	Data is not available	Data is not available	Oversupply
8/5/2021 6:53	0:01	KWP	0.001	18.976	Oversupply
8/5/2021 6:53	0:02	SSA2	0.002	0.021	Oversupply
8/5/2021 6:55	0:48	KWP	1.763343	19.210	Oversupply
8/5/2021 6:55	0:48	SSA2	0.217	0.002	Oversupply
8/5/2021 7:43	0:02	SSA3	0.019081	0.019	Oversupply
8/5/2021 7:43	0:02	SSA2	0.015	0.196	Oversupply
8/5/2021 7:51	0:02	SSA2	0.010711	0.553	Oversupply
8/5/2021 7:53	0:01	BS250	Data is not available	Data is not available	Oversupply
8/5/2021 7:53	0:02	KWP	0.033760	18.331	Oversupply
8/5/2021 7:53	0:02	SSA3	0.013	0.010	Oversupply
8/5/2021 7:53	0:02	SSA2	0.010711	0.052	Oversupply
8/5/2021 7:55	0:01	BS250	Data is not available	Data is not available	Oversupply
8/5/2021 7:55	0:02	SSA3	0.013	0.069	Oversupply
8/5/2021 7:55	0:02	SSA2	0.011	0.068	Oversupply
8/5/2021 7:59	0:02	SSA3	0.012165	0.458	Oversupply
8/5/2021 8:01	0:04	SSA3	0.035	0.053	Oversupply
8/5/2021 8:01	0:02	SSA2	0.014653	0.040	Oversupply
8/5/2021 8:03	0:02	BS250	Data is not available	Data is not available	Oversupply
8/5/2021 8:03	0:02	KWP	0.002573	15.964	Oversupply
8/5/2021 8:03	0:02	SSA2	0.015	0.003	Oversupply
8/5/2021 8:05	0:02	SSA3	0.018	0.071	Oversupply
8/5/2021 8:05	0:02	SSA2	0.015	0.118	Oversupply
8/5/2021 8:15	0:02	SSA2	0.019832	0.879	Oversupply
8/5/2021 8:17	0:02	SSA3	0.028	0.161	Oversupply
8/5/2021 8:17	0:02	SSA2	0.020	0.091	Oversupply
8/5/2021 8:19	0:02	SSA3	0.028	0.849	Oversupply
8/5/2021 8:19	0:02	SSA2	0.020	0.685	Oversupply
8/5/2021 8:21	0:04	KWP	0.034	12.454	Oversupply
8/5/2021 8:21	0:04	SSA3	0.055	0.001	Oversupply
8/5/2021 8:21	0:04	SSA2	0.039338	0.008	Oversupply
8/5/2021 8:22	0:03	BS250	Data is not available	Data is not available	Oversupply
8/5/2021 8:25	0:02	SSA3	0.028	0.121	Oversupply
8/5/2021 8:26	0:02	SSA2	0.019832	0.523	Oversupply



Maui Curtailment Report

August 2021

Start Date and Time	Duration (minutes)	IPP Curtailed	Estimated Curtailed MWH	Peak MW Curtailed	Reasons for Curtailment
8/5/2021 8:27	0:02	SSA3	0.027	0.767	Oversupply
8/5/2021 8:28	0:02	SSA2	0.020	0.820	Oversupply
8/5/2021 8:29	0:02	SSA3	0.037	0.991	Oversupply
8/5/2021 8:30	0:02	SSA2	0.034	0.669	Oversupply
8/5/2021 8:31	0:30	BS250	Data is not available	Data is not available	Oversupply
8/5/2021 8:31	0:30	SSA3	0.628	0.008	Oversupply
8/5/2021 8:32	0:29	KWPPII	1.415	17.011	Oversupply
8/5/2021 8:32	0:30	SSA2	0.591	0.012	Oversupply
8/5/2021 9:02	0:02	SSA3	0.054	0.565	Oversupply
8/5/2021 9:02	0:02	SSA2	0.046	1.050	Oversupply
8/5/2021 9:04	2:50	BS250	Data is not available	Data is not available	Oversupply
8/5/2021 9:04	2:50	SSA3	6.755	0.023	Oversupply
8/5/2021 9:04	2:49	SSA2	4.710	0.015	Oversupply
8/5/2021 9:05	2:49	KWPPII	20.170	19.095	Oversupply
8/5/2021 11:53	0:02	SSA2	0.084	0.002	Oversupply
8/5/2021 11:53	0:02	SSA3	0.092	0.011	Oversupply
8/5/2021 11:55	0:02	SSA2	0.083	1.468	Oversupply
8/5/2021 11:55	0:02	SSA3	0.092	0.113	Oversupply
8/5/2021 11:57	0:02	SSA2	0.083	1.897	Oversupply
8/5/2021 11:57	0:02	SSA3	0.091	0.280	Oversupply
8/5/2021 11:59	0:01	BS250	Data is not available	Data is not available	Oversupply
8/5/2021 11:59	0:02	SSA3	0.090	0.011	Oversupply
8/5/2021 11:59	0:02	SSA2	0.081	0.029	Oversupply
8/5/2021 12:00	0:01	KWPPII	0.012	18.620	Oversupply
8/5/2021 12:01	0:07	BS250	Data is not available	Data is not available	Oversupply
8/5/2021 12:01	0:06	SSA2	0.246	0.065	Oversupply
8/5/2021 12:01	0:06	SSA3	0.169	0.004	Oversupply
8/5/2021 12:02	0:06	KWPPII	0.351	18.940	Oversupply
8/5/2021 12:07	0:02	SSA2	0.082	-0.008	Oversupply
8/5/2021 12:07	0:02	SSA3	0.056	-0.001	Oversupply
8/5/2021 12:09	0:02	SSA2	0.081	0.458	Oversupply
8/5/2021 12:09	0:02	SSA3	0.056	0.128	Oversupply
8/5/2021 12:11	0:02	SSA2	0.081675	1.028	Oversupply
8/5/2021 12:11	0:02	SSA3	0.056	0.141	Oversupply
8/5/2021 12:13	0:02	SSA2	0.086000	1.105	Oversupply
8/5/2021 12:13	0:02	SSA3	0.057	0.631	Oversupply
8/5/2021 12:15	0:14	SSA2	0.654100	0.731	Oversupply
8/5/2021 12:15	0:14	SSA3	0.391	0.131	Oversupply
8/5/2021 12:16	0:13	BS250	Data is not available	Data is not available	Oversupply
8/5/2021 12:17	0:13	KWPPII	0.826918	19.006	Oversupply
8/5/2021 12:29	0:02	SSA2	0.091	0.747	Oversupply
8/5/2021 12:30	0:02	SSA3	0.034	0.633	Oversupply
8/5/2021 12:31	0:02	SSA2	0.090333	0.207	Oversupply
8/5/2021 12:32	0:02	SSA3	0.034	0.114	Oversupply
8/5/2021 12:33	0:12	BS250	Data is not available	Data is not available	Oversupply
8/5/2021 12:33	0:10	SSA2	0.455431	0.189	Oversupply
8/5/2021 12:34	0:12	SSA3	0.201	0.174	Oversupply
8/5/2021 12:35	0:10	KWPPII	0.415779	19.062	Oversupply
8/5/2021 12:44	0:02	SSA2	0.091	-0.002	Oversupply
8/5/2021 12:46	0:02	SSA2	0.091086	0.140	Oversupply
8/5/2021 12:46	0:02	SSA3	0.036	0.101	Oversupply
8/5/2021 12:48	0:04	BS250	Data is not available	Data is not available	Oversupply
8/5/2021 12:48	0:04	SSA2	0.181419	0.259	Oversupply
8/5/2021 12:48	0:04	SSA3	0.071	0.091	Oversupply
8/5/2021 12:49	0:05	KWPPII	0.082918	19.065	Oversupply
8/5/2021 12:52	0:02	SSA2	0.091	0.005	Oversupply
8/5/2021 12:52	0:02	SSA3	0.036	0.054	Oversupply
8/5/2021 12:53	0:01	BS250	Data is not available	Data is not available	Oversupply
8/5/2021 12:54	0:02	SSA2	0.090	0.049	Oversupply
8/5/2021 12:54	0:02	SSA3	0.036	0.136	Oversupply
8/5/2021 12:56	0:02	SSA2	0.091	0.879	Oversupply
8/5/2021 12:56	0:02	SSA3	0.035257	0.726	Oversupply
8/5/2021 12:57	0:04	BS250	Data is not available	Data is not available	Oversupply
8/5/2021 12:58	0:04	SSA2	0.187	0.018	Oversupply
8/5/2021 12:58	0:04	SSA3	0.072580	-0.003	Oversupply
8/5/2021 12:59	0:04	KWPPII	0.056	19.166	Oversupply
8/5/2021 13:02	0:02	SSA2	0.096	-0.003	Oversupply
8/5/2021 13:02	0:02	SSA3	0.036674	0.061	Oversupply
8/5/2021 13:03	0:37	BS250	Data is not available	Data is not available	Oversupply
8/5/2021 13:04	0:43	KWPPII	2.389317	19.208	Oversupply
8/5/2021 13:04	0:36	SSA2	1.467	0.003	Oversupply
8/5/2021 13:04	0:36	SSA3	0.815674	0.004	Oversupply
8/5/2021 13:40	0:06	SSA2	0.125	0.002	Oversupply



Maui Curtailment Report

August 2021

Start Date and Time	Duration (minutes)	IPP Curtailed	Estimated Curtailed MWH	Peak MW Curtailed	Reasons for Curtailment
8/5/2021 13:40	0:08	SSA3	0.217131	-0.002	Oversupply
8/5/2021 13:41	0:05	BS250	Data is not available	Data is not available	Oversupply
8/5/2021 13:46	0:02	SSA2	0.068288	0.051	Oversupply
8/5/2021 13:47	0:06	BS250	Data is not available	Data is not available	Oversupply
8/5/2021 13:48	0:04	SSA2	0.136011	0.381	Oversupply
8/5/2021 13:48	0:02	SSA3	0.029	0.040	Oversupply
8/5/2021 13:50	0:03	KWPII	0.069907	19.151	Oversupply
8/5/2021 13:50	0:02	SSA3	0.029	0.000	Oversupply
8/5/2021 13:52	0:02	SSA2	0.068288	0.004	Oversupply
8/5/2021 13:52	0:02	SSA3	0.029	0.065	Oversupply
8/5/2021 13:54	0:02	SSA2	0.067723	0.135	Oversupply
8/5/2021 13:54	0:02	SSA3	0.029	0.133	Oversupply
8/5/2021 13:58	0:02	SSA2	0.069788	0.443	Oversupply
8/5/2021 14:00	1:29	BS250	Data is not available	Data is not available	Oversupply
8/5/2021 14:00	1:29	SSA2	3.470	0.238	Oversupply
8/5/2021 14:00	1:29	SSA3	1.834	0.009	Oversupply
8/5/2021 14:01	1:29	KWPII	9.275081	19.211	Oversupply
8/5/2021 15:29	0:02	SSA2	0.093	0.030	Oversupply
8/5/2021 15:29	0:02	SSA3	0.027111	0.045	Oversupply
8/5/2021 15:30	0:08	BS250	Data is not available	Data is not available	Oversupply
8/5/2021 15:31	0:08	KWPII	0.312102	19.188	Oversupply
8/5/2021 15:31	0:08	SSA2	0.309	0.042	Oversupply
8/5/2021 15:31	0:16	SSA3	0.270	0.000	Oversupply
8/5/2021 15:39	0:08	SSA2	0.313	0.313	Oversupply
8/5/2021 15:40	0:07	BS250	Data is not available	Data is not available	Oversupply
8/5/2021 15:40	0:07	KWPII	0.202	19.205	Oversupply
8/5/2021 15:47	0:02	SSA2	0.082389	0.001	Oversupply
8/5/2021 15:47	0:02	SSA3	0.027	0.044	Oversupply
8/5/2021 15:49	0:02	SSA2	0.082389	0.207	Oversupply
8/5/2021 15:49	0:02	SSA3	0.026	0.364	Oversupply
8/5/2021 15:51	0:02	SSA2	0.083070	0.194	Oversupply
8/5/2021 15:51	0:02	SSA3	0.026	0.285	Oversupply
8/5/2021 15:53	0:02	SSA2	0.081708	1.052	Oversupply
8/5/2021 15:53	0:02	SSA3	0.027	0.237	Oversupply
8/5/2021 15:55	0:02	SSA2	0.081708	1.227	Oversupply
8/5/2021 15:55	0:02	SSA3	0.026	0.402	Oversupply
8/5/2021 15:56	0:05	BS250	Data is not available	Data is not available	Oversupply
8/5/2021 15:57	0:05	KWPII	0.104	19.205	Oversupply
8/5/2021 15:57	0:04	SSA2	0.169681	0.021	Oversupply
8/5/2021 15:57	0:04	SSA3	0.055	-0.001	Oversupply
8/5/2021 16:01	0:02	SSA2	0.073388	-0.003	Oversupply
8/5/2021 16:01	0:02	SSA3	0.053	0.109	Oversupply
8/5/2021 16:03	0:03	BS250	Data is not available	Data is not available	Oversupply
8/5/2021 16:03	0:04	SSA2	0.146	0.049	Oversupply
8/5/2021 16:03	0:02	SSA3	0.052735	0.001	Oversupply
8/5/2021 16:05	0:02	KWPII	0.013	19.211	Oversupply
8/5/2021 16:05	0:02	SSA3	0.053171	0.013	Oversupply
8/5/2021 16:07	0:02	SSA2	0.073	0.764	Oversupply
8/5/2021 16:07	0:02	SSA3	0.052735	0.121	Oversupply
8/5/2021 16:09	0:14	SSA2	0.490	0.058	Oversupply
8/5/2021 16:09	0:02	SSA3	0.053171	0.106	Oversupply
8/5/2021 16:10	0:13	BS250	Data is not available	Data is not available	Oversupply
8/5/2021 16:11	0:12	KWPII	0.216029	19.211	Oversupply
8/5/2021 16:11	0:20	SSA3	0.483	0.003	Oversupply
8/5/2021 16:23	0:02	SSA2	0.067641	0.086	Oversupply
8/5/2021 16:24	0:07	BS250	Data is not available	Data is not available	Oversupply
8/5/2021 16:25	0:07	KWPII	0.154910	19.080	Oversupply
8/5/2021 16:25	0:06	SSA2	0.179	0.001	Oversupply
8/5/2021 16:31	0:02	SSA2	0.030633	0.001	Oversupply
8/5/2021 16:32	0:02	SSA3	0.020	0.093	Oversupply
8/5/2021 16:33	0:02	SSA2	0.030379	1.093	Oversupply
8/5/2021 16:34	0:02	SSA3	0.020	0.675	Oversupply
8/5/2021 16:35	0:02	SSA2	0.030633	0.475	Oversupply
8/5/2021 16:36	0:02	SSA3	0.020	0.053	Oversupply
8/5/2021 16:37	0:02	SSA2	0.030379	0.391	Oversupply
8/5/2021 16:38	0:02	SSA3	0.020	0.498	Oversupply
8/5/2021 16:40	0:02	SSA3	0.020359	1.199	Oversupply
8/5/2021 16:41	0:02	SSA2	0.031	1.220	Oversupply
8/5/2021 16:46	0:02	SSA3	0.003	1.391	Oversupply
8/5/2021 16:47	0:02	SSA2	0.001	0.150	Oversupply
8/6/2021 0:00	0:08	KWPII	0.073	19.211	Oversupply
8/6/2021 0:09	0:26	KWPII	0.712	19.205	Oversupply
8/6/2021 0:36	1:20	KWPII	4.001027	19.211	Oversupply



Maui Curtailment Report

August 2021

Start Date and Time	Duration (minutes)	IPP Curtailed	Estimated Curtailed MWH	Peak MW Curtailed	Reasons for Curtailment
8/6/2021 1:57	0:01	KWPII	0.001	18.982	Oversupply
8/6/2021 1:59	0:06	KWPII	0.073796	19.135	Oversupply
8/6/2021 2:08	2:36	KWPII	9.509	19.206	Oversupply
8/6/2021 4:47	0:07	KWPII	0.114	19.158	Oversupply
8/6/2021 4:56	0:03	KWPII	0.014	19.140	Oversupply
8/6/2021 6:50	12:01	17-2	5.148815	0.750	System Constraint
8/6/2021 8:08	0:02	SSA3	0.004	0.957	Oversupply
8/6/2021 8:09	0:02	SSA2	0.006335	0.219	Oversupply
8/6/2021 8:10	0:02	SSA3	0.004	0.455	Oversupply
8/6/2021 8:15	0:02	SSA2	0.009	0.848	Oversupply
8/6/2021 8:16	0:02	SSA3	0.006	0.097	Oversupply
8/6/2021 8:18	0:02	SSA3	0.006040	0.691	Oversupply
8/6/2021 8:19	0:02	SSA2	0.009	0.895	Oversupply
8/6/2021 8:20	0:02	SSA3	0.006	0.180	Oversupply
8/6/2021 8:21	0:02	SSA2	0.009	0.362	Oversupply
8/6/2021 8:22	0:02	SSA3	0.006040	0.497	Oversupply
8/6/2021 8:23	0:02	SSA2	0.009	0.514	Oversupply
8/6/2021 8:24	0:02	SSA3	0.006	1.168	Oversupply
8/6/2021 8:26	0:02	SSA3	0.006090	1.080	Oversupply
8/6/2021 8:33	0:02	SSA2	0.002	1.146	Oversupply
8/6/2021 8:34	0:02	SSA3	0.006698	1.326	Oversupply
8/6/2021 8:35	0:02	SSA2	0.002	0.810	Oversupply
8/6/2021 8:36	0:02	SSA3	0.007	1.010	Oversupply
8/6/2021 8:38	0:02	SSA3	0.006589	1.363	Oversupply
8/6/2021 9:02	0:02	SSA3	0.021	1.634	Oversupply
8/6/2021 9:04	0:02	SSA2	0.020757	1.032	Oversupply
8/6/2021 9:04	0:02	SSA3	0.021	0.970	Oversupply
8/6/2021 9:06	0:02	SSA2	0.020757	1.474	Oversupply
8/6/2021 9:06	0:02	SSA3	0.021	1.547	Oversupply
8/6/2021 9:08	0:02	SSA2	0.020757	0.968	Oversupply
8/6/2021 9:08	0:02	SSA3	0.021	0.918	Oversupply
8/6/2021 9:10	0:02	SSA2	0.021	1.055	Oversupply
8/6/2021 9:10	0:02	SSA3	0.020714	0.432	Oversupply
8/6/2021 9:12	0:02	SSA2	0.021	0.444	Oversupply
8/6/2021 9:13	0:02	SSA3	0.020880	0.762	Oversupply
8/6/2021 9:14	0:02	SSA2	0.030	0.837	Oversupply
8/6/2021 9:15	0:02	SSA3	0.046669	1.066	Oversupply
8/6/2021 9:16	0:02	SSA2	0.042	0.464	Oversupply
8/6/2021 9:17	0:02	SSA3	0.046669	1.504	Oversupply
8/6/2021 9:18	0:02	SSA2	0.042	1.383	Oversupply
8/6/2021 9:19	0:02	SSA3	0.047	0.353	Oversupply
8/6/2021 9:20	0:02	SSA2	0.043	1.651	Oversupply
8/6/2021 9:21	0:02	SSA3	0.046669	1.000	Oversupply
8/6/2021 9:22	0:02	SSA2	0.042	0.066	Oversupply
8/6/2021 9:23	0:02	SSA3	0.046669	0.743	Oversupply
8/6/2021 9:24	0:02	SSA2	0.042	0.233	Oversupply
8/6/2021 9:25	4:58	BS250	Data is not available	Data is not available	Oversupply
8/6/2021 9:25	4:59	SSA3	12.118	0.007	Oversupply
8/6/2021 9:26	4:58	KWPII	52.913066	19.211	Oversupply
8/6/2021 9:26	4:58	SSA2	10.397	-0.003	Oversupply
8/6/2021 14:23	0:02	SSA3	0.083715	0.266	Oversupply
8/6/2021 14:24	0:02	SSA2	0.054	0.065	Oversupply
8/6/2021 14:25	0:02	SSA3	0.083715	0.648	Oversupply
8/6/2021 14:26	0:02	SSA2	0.054	0.111	Oversupply
8/6/2021 14:27	0:14	SSA3	0.544728	0.041	Oversupply
8/6/2021 14:28	0:14	BS250	Data is not available	Data is not available	Oversupply
8/6/2021 14:28	0:14	KWPII	0.273687	19.209	Oversupply
8/6/2021 14:28	0:14	SSA2	0.364	0.007	Oversupply
8/6/2021 14:42	0:02	SSA3	0.075471	0.312	Oversupply
8/6/2021 14:42	0:02	SSA2	0.052	0.241	Oversupply
8/6/2021 14:44	0:02	SSA3	0.056123	0.702	Oversupply
8/6/2021 14:44	0:02	SSA2	0.022	0.616	Oversupply
8/6/2021 14:46	0:02	SSA3	0.034452	0.638	Oversupply
8/6/2021 14:46	0:02	SSA2	0.047	0.220	Oversupply
8/6/2021 14:48	0:02	SSA3	0.034452	0.281	Oversupply
8/6/2021 14:48	0:02	SSA2	0.046	0.412	Oversupply
8/6/2021 14:50	0:02	SSA3	0.034452	1.986	Oversupply
8/6/2021 14:50	0:02	SSA2	0.047	2.341	Oversupply
8/6/2021 14:52	0:02	SSA3	0.034	0.882	Oversupply
8/6/2021 14:52	0:02	SSA2	0.047	1.104	Oversupply
8/6/2021 14:54	0:02	SSA3	0.034	1.396	Oversupply
8/6/2021 14:54	0:02	SSA2	0.046	1.839	Oversupply
8/6/2021 14:56	0:02	SSA3	0.034	1.717	Oversupply



Maui Curtailment Report

August 2021

Start Date and Time	Duration (minutes)	IPP Curtailed	Estimated Curtailed MWH	Peak MW Curtailed	Reasons for Curtailment
8/6/2021 14:56	0:02	SSA2	0.047	1.738	Oversupply
8/6/2021 14:58	0:02	SSA3	0.033	1.809	Oversupply
8/6/2021 14:58	0:02	SSA2	0.043	2.080	Oversupply
8/6/2021 15:00	0:02	SSA3	0.012	2.005	Oversupply
8/6/2021 15:00	0:02	SSA2	0.027	2.004	Oversupply
8/6/2021 15:02	0:02	SSA3	0.012	1.381	Oversupply
8/6/2021 15:06	0:02	SSA2	0.028	2.990	Oversupply
8/6/2021 15:10	0:02	SSA3	0.012	2.193	Oversupply
8/6/2021 15:10	0:02	SSA2	0.028	0.968	Oversupply
8/6/2021 15:12	0:02	SSA3	0.012	2.045	Oversupply
8/6/2021 15:12	0:02	SSA2	0.028	1.472	Oversupply
8/6/2021 15:14	0:02	SSA3	0.031	1.858	Oversupply
8/6/2021 15:14	0:02	SSA2	0.050	2.245	Oversupply
8/6/2021 15:16	0:02	SSA3	0.038	1.420	Oversupply
8/6/2021 15:16	0:02	SSA2	0.057475	2.170	Oversupply
8/6/2021 15:18	0:02	SSA3	0.038	0.971	Oversupply
8/6/2021 15:18	0:02	SSA2	0.057	1.086	Oversupply
8/6/2021 15:20	0:02	SSA3	0.037545	0.843	Oversupply
8/6/2021 15:20	0:02	SSA2	0.057	0.880	Oversupply
8/6/2021 15:22	0:02	SSA3	0.038	0.660	Oversupply
8/6/2021 15:22	0:02	SSA2	0.057	1.267	Oversupply
8/6/2021 15:24	0:02	SSA3	0.037545	1.274	Oversupply
8/6/2021 15:24	0:02	SSA2	0.057	1.660	Oversupply
8/6/2021 15:26	0:02	SSA3	0.038	1.375	Oversupply
8/6/2021 15:26	0:02	SSA2	0.057	1.263	Oversupply
8/6/2021 15:28	0:02	SSA3	0.036	0.986	Oversupply
8/6/2021 15:28	0:02	SSA2	0.053	0.815	Oversupply
8/6/2021 15:30	0:02	SSA3	0.026	1.547	Oversupply
8/6/2021 15:30	0:02	SSA2	0.045	1.848	Oversupply
8/6/2021 15:32	0:02	SSA3	0.027	1.049	Oversupply
8/6/2021 15:32	0:02	SSA2	0.044531	1.497	Oversupply
8/6/2021 15:34	0:02	SSA3	0.026	1.427	Oversupply
8/6/2021 15:34	0:02	SSA2	0.045	1.751	Oversupply
8/6/2021 15:36	0:02	SSA3	0.026243	1.721	Oversupply
8/6/2021 15:36	0:02	SSA2	0.045	1.351	Oversupply
8/6/2021 15:38	0:02	SSA3	0.026680	0.646	Oversupply
8/6/2021 15:38	0:02	SSA2	0.045	0.715	Oversupply
8/6/2021 15:40	0:02	SSA3	0.026	1.109	Oversupply
8/6/2021 15:40	0:02	SSA2	0.045	0.130	Oversupply
8/6/2021 15:42	0:02	SSA3	0.026462	1.847	Oversupply
8/6/2021 15:42	0:02	SSA2	0.045	1.839	Oversupply
8/6/2021 15:44	0:02	SSA2	0.014	2.720	Oversupply
8/6/2021 16:08	0:02	SSA3	0.017991	1.609	Oversupply
8/6/2021 16:08	0:02	SSA2	0.033	0.271	Oversupply
8/6/2021 16:10	0:02	SSA3	0.018141	0.854	Oversupply
8/6/2021 16:10	0:02	SSA2	0.033	1.019	Oversupply
8/6/2021 16:12	0:02	SSA3	0.018	0.014	Oversupply
8/6/2021 16:12	0:02	SSA2	0.033	0.033	Oversupply
8/6/2021 16:14	0:04	SSA3	0.053	0.013	Oversupply
8/6/2021 16:14	0:04	SSA2	0.087	0.002	Oversupply
8/6/2021 16:17	0:01	BS250	Data is not available	Data is not available	Oversupply
8/6/2021 16:18	0:02	SSA3	0.025	0.547	Oversupply
8/6/2021 16:18	0:02	SSA2	0.040	0.161	Oversupply
8/6/2021 16:20	0:02	SSA3	0.025	0.016	Oversupply
8/6/2021 16:20	0:02	SSA2	0.040	0.340	Oversupply
8/6/2021 16:21	0:02	KWPPI	0.005	19.211	Oversupply
8/6/2021 16:22	0:02	SSA3	0.024704	0.240	Oversupply
8/6/2021 16:22	0:02	SSA2	0.040	0.147	Oversupply
8/6/2021 16:24	0:02	SSA3	0.025	1.331	Oversupply
8/6/2021 16:24	0:02	SSA2	0.039713	1.164	Oversupply
8/6/2021 22:23	0:11	KWPPI	0.158	19.211	Oversupply
8/6/2021 22:44	0:03	KWPPI	0.037	19.211	Oversupply
8/7/2021 0:30	3:45	KWPPI	19.891	19.211	Oversupply
8/7/2021 4:37	0:02	KWPPI	0.007264	19.211	Oversupply
8/7/2021 6:40	12:15	17-2	6.406	0.750	System Constraint
8/7/2021 7:58	0:02	SSA2	0.011	0.614	Oversupply
8/7/2021 7:59	0:02	SSA3	0.015	0.910	Oversupply
8/7/2021 8:00	0:02	SSA2	0.024918	0.125	Oversupply
8/7/2021 8:01	0:02	SSA3	0.023	0.289	Oversupply
8/7/2021 8:02	0:02	SSA2	0.025	0.643	Oversupply
8/7/2021 8:03	6:09	BS250	Data is not available	Data is not available	Oversupply
8/7/2021 8:03	0:02	SSA3	0.023	0.053	Oversupply
8/7/2021 8:04	6:08	SSA2	14.371	0.004	Oversupply



Maui Curtailment Report

August 2021

Start Date and Time	Duration (minutes)	IPP Curtailed	Estimated Curtailed MWH	Peak MW Curtailed	Reasons for Curtailment
8/7/2021 8:05	6:08	KWPPII	94.027705	19.211	Oversupply
8/7/2021 8:05	6:07	SSA3	13.857	0.016	Oversupply
8/7/2021 10:19	0:02	AWE	0.018	20.500	Oversupply
8/7/2021 10:22	0:05	AWE	0.111	19.500	Oversupply
8/7/2021 10:34	3:31	AWE	15.981	21.000	Oversupply
8/7/2021 14:06	0:01	AWE	0.001	21.000	Oversupply
8/7/2021 14:12	0:02	SSA3	0.088	0.044	Oversupply
8/7/2021 14:12	0:02	SSA2	0.090	0.217	Oversupply
8/7/2021 14:14	1:07	BS250	Data is not available	Data is not available	Oversupply
8/7/2021 14:14	1:09	SSA3	2.868	1.042	Oversupply
8/7/2021 14:14	1:08	SSA2	3.217595	0.228	Oversupply
8/7/2021 14:15	1:08	KWPPII	10.366	19.211	Oversupply
8/7/2021 15:23	0:02	SSA3	0.073	0.083	Oversupply
8/7/2021 15:23	0:02	SSA2	0.087	0.591	Oversupply
8/7/2021 15:25	0:08	BS250	Data is not available	Data is not available	Oversupply
8/7/2021 15:25	0:02	SSA3	0.073	0.045	Oversupply
8/7/2021 15:25	0:08	SSA2	0.343095	0.007	Oversupply
8/7/2021 15:26	0:08	KWPPII	0.164	19.211	Oversupply
8/7/2021 15:27	0:02	SSA3	0.073238	0.014	Oversupply
8/7/2021 15:29	0:06	SSA3	0.199	0.002	Oversupply
8/7/2021 15:33	0:02	SSA2	0.082	0.010	Oversupply
8/7/2021 15:35	0:02	SSA3	0.064	0.763	Oversupply
8/7/2021 15:35	0:02	SSA2	0.082042	0.525	Oversupply
8/7/2021 15:36	0:08	BS250	Data is not available	Data is not available	Oversupply
8/7/2021 15:37	0:08	SSA3	0.255720	0.007	Oversupply
8/7/2021 15:37	0:08	SSA2	0.326	0.009	Oversupply
8/7/2021 15:38	0:06	KWPPII	0.115336	19.211	Oversupply
8/7/2021 15:45	0:02	SSA3	0.054	0.274	Oversupply
8/7/2021 15:45	0:02	SSA2	0.070549	0.290	Oversupply
8/7/2021 15:47	0:02	SSA3	0.054	0.636	Oversupply
8/7/2021 15:47	0:02	SSA2	0.071137	0.938	Oversupply
8/7/2021 15:49	0:02	SSA3	0.054	0.913	Oversupply
8/7/2021 15:49	0:02	SSA2	0.071	0.939	Oversupply
8/7/2021 15:51	0:02	SSA3	0.054350	0.489	Oversupply
8/7/2021 15:51	0:02	SSA2	0.071	0.455	Oversupply
8/7/2021 15:53	0:06	SSA3	0.163	0.095	Oversupply
8/7/2021 15:53	0:08	SSA2	0.242	0.062	Oversupply
8/7/2021 15:54	0:05	BS250	Data is not available	Data is not available	Oversupply
8/7/2021 15:55	0:05	KWPPII	0.054	19.211	Oversupply
8/7/2021 15:59	0:02	SSA3	0.030	0.107	Oversupply
8/7/2021 16:01	0:02	SSA3	0.010	0.147	Oversupply
8/7/2021 16:01	0:02	SSA2	0.010	0.434	Oversupply
8/7/2021 16:03	0:02	SSA3	0.010	0.708	Oversupply
8/7/2021 16:03	0:02	SSA2	0.010	1.733	Oversupply
8/7/2021 16:21	0:02	SSA3	0.016	0.602	Oversupply
8/7/2021 16:21	0:02	SSA2	0.025	0.250	Oversupply
8/7/2021 16:23	0:02	SSA3	0.016	0.912	Oversupply
8/7/2021 16:23	0:02	SSA2	0.025	0.903	Oversupply
8/7/2021 16:25	0:02	SSA3	0.016	1.374	Oversupply
8/7/2021 16:25	0:02	SSA2	0.024	1.699	Oversupply
8/7/2021 16:27	0:02	SSA3	0.016	0.316	Oversupply
8/7/2021 16:27	0:02	SSA2	0.025	0.724	Oversupply
8/7/2021 16:29	0:02	SSA3	0.010	0.962	Oversupply
8/7/2021 16:29	0:02	SSA2	0.009	0.983	Oversupply
8/7/2021 23:02	0:02	KWPPII	0.015	19.211	Oversupply
8/7/2021 23:35	1:15	KWPPII	11.302	19.211	Oversupply
8/8/2021 0:54	0:04	KWPPII	0.048	19.211	Oversupply
8/8/2021 1:08	0:15	KWPPII	0.710	19.211	Oversupply
8/8/2021 3:39	0:23	KWPPII	0.341543	19.211	Oversupply
8/8/2021 5:18	0:02	KWPPII	0.017	19.206	Oversupply
8/8/2021 5:25	0:26	KWPPII	1.591	19.206	Oversupply
8/8/2021 5:52	0:01	KWPPII	0.002	19.193	Oversupply
8/8/2021 6:30	12:14	17-2	5.654	0.750	System Constraint
8/8/2021 7:34	3:09	SSA2	4.862	0.016	Oversupply
8/8/2021 7:35	8:11	BS250	Data is not available	Data is not available	Oversupply
8/8/2021 7:35	3:08	SSA3	5.198	0.039	Oversupply
8/8/2021 7:36	8:10	KWPPII	93.956	19.203	Oversupply
8/8/2021 9:52	0:43	AWE	1.692320	21.000	Oversupply
8/8/2021 10:36	0:01	AWE	0.009	20.000	Oversupply
8/8/2021 10:43	5:03	SSA3	13.286040	0.003	Oversupply
8/8/2021 10:44	5:02	SSA2	14.193	0.001	Oversupply
8/8/2021 12:07	0:01	AWE	0.007	18.500	Oversupply
8/8/2021 12:20	0:02	AWE	0.022	18.700	Oversupply



Maui Curtailment Report

August 2021

Start Date and Time	Duration (minutes)	IPP Curtailed	Estimated Curtailed MWH	Peak MW Curtailed	Reasons for Curtailment
8/8/2021 13:29	0:01	AWE	0.003	18.200	Oversupply
8/8/2021 13:31	0:01	AWE	0.002854	17.600	Oversupply
8/8/2021 15:45	0:02	SSA3	0.004	0.145	Oversupply
8/8/2021 15:45	0:02	SSA2	0.011	0.294	Oversupply
8/8/2021 15:47	0:02	SSA3	0.004	1.715	Oversupply
8/8/2021 15:49	0:02	SSA3	0.004	1.899	Oversupply
8/8/2021 15:49	0:02	SSA2	0.010778	1.955	Oversupply
8/8/2021 15:57	0:02	SSA3	0.004	1.821	Oversupply
8/8/2021 16:01	0:02	SSA3	0.037	1.770	Oversupply
8/8/2021 16:02	0:02	SSA2	0.063	2.236	Oversupply
8/8/2021 16:03	0:02	SSA3	0.036731	0.476	Oversupply
8/8/2021 16:04	0:02	SSA2	0.063	0.789	Oversupply
8/8/2021 16:05	0:02	SSA3	0.037	0.333	Oversupply
8/8/2021 16:06	0:02	SSA2	0.062657	0.341	Oversupply
8/8/2021 16:07	0:03	BS250	Data is not available	Data is not available	Oversupply
8/8/2021 16:07	0:04	KWP11	0.054	19.145	Oversupply
8/8/2021 16:07	0:04	SSA3	0.074	0.005	Oversupply
8/8/2021 16:08	0:02	SSA2	0.064	-0.003	Oversupply
8/8/2021 16:10	0:02	SSA2	0.063	-0.003	Oversupply
8/8/2021 16:11	0:02	SSA3	0.037	0.560	Oversupply
8/8/2021 16:12	0:02	SSA2	0.063	-0.003	Oversupply
8/8/2021 16:13	0:02	SSA3	0.026	1.279	Oversupply
8/8/2021 16:14	0:02	SSA2	0.036	0.320	Oversupply
8/8/2021 16:15	0:02	SSA3	0.006	1.275	Oversupply
8/8/2021 16:16	0:02	SSA2	0.007	1.363	Oversupply
8/8/2021 16:18	0:02	SSA2	0.007	0.958	Oversupply
8/8/2021 18:05	0:26	BS250	Data is not available	Data is not available	Oversupply
8/8/2021 18:06	0:25	KWP11	2.593	19.208	Oversupply
8/8/2021 18:06	0:24	SSA3	0.091	-0.001	Oversupply
8/8/2021 18:10	0:22	SSA2	0.138923	0.570	Oversupply
8/8/2021 22:57	0:01	KWP11	0.001	19.064	Oversupply
8/8/2021 22:59	0:01	KWP11	0.003	19.125	Oversupply
8/8/2021 23:01	0:03	KWP11	0.045245	19.201	Oversupply
8/9/2021 0:02	1:43	KWP11	12.246	19.211	Oversupply
8/9/2021 2:48	0:01	KWP11	0.001	19.175	Oversupply
8/9/2021 6:16	1:14	SSA2	0.159	-0.001	Oversupply
8/9/2021 6:38	12:15	17-2	6.537816	0.750	System Constraint
8/9/2021 9:47	0:02	SSA3	0.003	2.284	Oversupply
8/9/2021 9:49	0:02	SSA3	0.003	2.233	Oversupply
8/9/2021 9:51	0:02	SSA3	0.003	1.783	Oversupply
8/9/2021 10:33	0:02	SSA3	0.015	2.742	Oversupply
8/9/2021 10:35	0:02	SSA3	0.015	0.499	Oversupply
8/9/2021 10:37	0:02	SSA3	0.015	1.964	Oversupply
8/9/2021 10:39	0:02	SSA3	0.015	2.546	Oversupply
8/9/2021 13:25	0:02	SSA3	0.007	2.322	Oversupply
8/9/2021 13:27	0:02	SSA3	0.007	0.797	Oversupply
8/9/2021 13:33	0:02	SSA3	0.067	0.744	Oversupply
8/9/2021 13:34	0:04	BS250	Data is not available	Data is not available	Oversupply
8/9/2021 13:35	0:04	KWP11	0.102	14.071	Oversupply
8/9/2021 13:35	0:04	SSA3	0.134	0.015	Oversupply
8/9/2021 13:39	0:02	SSA3	0.067	1.220	Oversupply
8/9/2021 13:41	0:02	SSA3	0.067	1.818	Oversupply
8/9/2021 13:43	0:02	SSA3	0.067111	0.061	Oversupply
8/9/2021 13:43	0:28	SSA2	0.941	2.904	Oversupply
8/9/2021 13:45	0:02	SSA3	0.076	0.811	Oversupply
8/9/2021 13:47	0:02	SSA3	0.076	1.094	Oversupply
8/9/2021 13:49	0:02	SSA3	0.076928	1.893	Oversupply
8/9/2021 13:51	0:08	SSA3	0.305	0.011	Oversupply
8/9/2021 13:52	0:01	BS250	Data is not available	Data is not available	Oversupply
8/9/2021 13:53	0:01	KWP11	0.005	14.860	Oversupply
8/9/2021 13:54	0:04	BS250	Data is not available	Data is not available	Oversupply
8/9/2021 13:56	0:02	KWP11	0.008127	14.590	Oversupply
8/9/2021 13:59	0:02	SSA3	0.049	1.074	Oversupply
8/9/2021 14:01	0:02	SSA3	0.031988	1.343	Oversupply
8/9/2021 14:03	0:02	SSA3	0.032	0.779	Oversupply
8/9/2021 14:05	0:02	SSA3	0.031988	1.458	Oversupply
8/9/2021 14:07	0:02	SSA3	0.032	2.179	Oversupply
8/9/2021 14:09	0:02	SSA3	0.032	1.723	Oversupply
8/9/2021 14:11	0:02	SSA3	0.032	2.557	Oversupply
8/9/2021 14:12	0:12	SSA2	0.117269	2.698	Oversupply
8/9/2021 18:03	0:02	SSA2	0.011	0.800	Oversupply
8/9/2021 18:05	0:03	BS250	Data is not available	Data is not available	Oversupply
8/9/2021 18:05	0:01	KWP11	0.009	11.578	Oversupply



Maui Curtailment Report

August 2021

Start Date and Time	Duration (minutes)	IPP Curtailed	Estimated Curtailed MWH	Peak MW Curtailed	Reasons for Curtailment
8/9/2021 18:05	0:04	SSA3	0.010635	0.015	Oversupply
8/9/2021 18:05	0:04	SSA2	0.022	0.027	Oversupply
8/9/2021 18:07	0:02	KWPII	0.019	11.392	Oversupply
8/10/2021 0:05	0:02	KWPII	0.019	19.321	Oversupply
8/10/2021 0:10	0:33	KWPII	1.686560	20.261	Oversupply
8/10/2021 6:37	11:35	17-2	4.924	0.750	System Constraint
8/10/2021 8:16	0:02	SSA2	0.022	1.335	Oversupply
8/10/2021 8:16	0:02	SSA3	0.017	0.996	Oversupply
8/10/2021 8:18	0:05	BS250	Data is not available	Data is not available	Oversupply
8/10/2021 8:18	0:06	KWPII	0.133	18.913	Oversupply
8/10/2021 8:18	0:04	SSA2	0.043	0.008	Oversupply
8/10/2021 8:19	0:04	SSA3	0.034	0.006	Oversupply
8/10/2021 8:22	0:02	SSA2	0.021667	-0.003	Oversupply
8/10/2021 8:23	0:02	SSA3	0.017	0.071	Oversupply
8/10/2021 8:24	0:02	SSA2	0.022	0.337	Oversupply
8/10/2021 8:25	0:02	SSA3	0.017	0.350	Oversupply
8/10/2021 8:26	0:02	SSA2	0.022	0.051	Oversupply
8/10/2021 8:30	0:02	SSA2	0.007754	0.342	Oversupply
8/10/2021 8:31	0:02	SSA3	0.040	0.815	Oversupply
8/10/2021 8:34	0:20	SSA2	0.086	0.203	Oversupply
8/10/2021 8:35	0:20	BS250	Data is not available	Data is not available	Oversupply
8/10/2021 8:35	0:02	SSA3	0.040	1.138	Oversupply
8/10/2021 8:36	0:18	KWPII	0.737866	17.459	Oversupply
8/10/2021 8:37	0:18	SSA3	0.295	0.137	Oversupply
8/10/2021 8:54	0:02	SSA2	0.011	0.644	Oversupply
8/10/2021 8:55	0:02	SSA3	0.027436	0.984	Oversupply
8/10/2021 10:37	0:02	SSA2	0.002	2.761	Oversupply
8/10/2021 10:39	0:02	SSA2	0.002	2.259	Oversupply
8/10/2021 10:40	0:02	SSA3	0.003	2.821	Oversupply
8/10/2021 12:02	0:02	SSA2	0.007731	2.893	Oversupply
8/10/2021 12:03	0:02	SSA3	0.002	1.231	Oversupply
8/10/2021 12:04	0:02	SSA2	0.007731	2.604	Oversupply
8/10/2021 12:05	0:02	SSA3	0.002	1.051	Oversupply
8/10/2021 12:06	0:02	SSA2	0.008	2.066	Oversupply
8/10/2021 14:50	0:01	KWPII	0.006254	0.375	Oversupply
8/11/2021 0:32	0:04	KWPII	0.029	20.230	Oversupply
8/11/2021 0:39	0:03	KWPII	0.049	19.926	Oversupply
8/11/2021 1:42	0:04	KWPII	0.043130	18.344	Oversupply
8/11/2021 1:52	0:51	KWPII	2.610	19.053	Oversupply
8/11/2021 2:47	0:01	KWPII	0.002	17.762	Oversupply
8/11/2021 2:49	0:01	KWPII	0.003	16.993	Oversupply
8/11/2021 2:53	0:01	KWPII	0.000141	17.754	Oversupply
8/11/2021 2:59	0:02	KWPII	0.013	18.555	Oversupply
8/11/2021 3:06	0:19	KWPII	0.523	18.633	Oversupply
8/11/2021 3:27	0:01	KWPII	0.003	18.316	Oversupply
8/11/2021 3:37	1:09	KWPII	5.106798	19.142	Oversupply
8/11/2021 4:47	0:01	KWPII	0.005	18.666	Oversupply
8/11/2021 4:50	0:02	KWPII	0.023	19.041	Oversupply
8/11/2021 6:37	12:07	17-2	5.918	0.750	System Constraint
8/11/2021 8:55	0:02	SSA2	0.000	1.494	Oversupply
8/11/2021 10:06	0:02	SSA2	0.036	2.240	Oversupply
8/11/2021 10:07	0:02	SSA3	0.040	2.057	Oversupply
8/11/2021 10:08	0:02	SSA2	0.036128	0.041	Oversupply
8/11/2021 10:09	0:02	SSA3	0.041	0.469	Oversupply
8/11/2021 10:10	0:02	SSA2	0.036427	0.826	Oversupply
8/11/2021 10:11	0:02	SSA3	0.040	0.798	Oversupply
8/11/2021 10:12	0:01	BS250	Data is not available	Data is not available	Oversupply
8/11/2021 10:12	0:02	SSA2	0.036	0.026	Oversupply
8/11/2021 12:58	0:02	SSA3	0.026443	2.898	Oversupply
8/11/2021 12:59	0:02	SSA2	0.036	2.739	Oversupply
8/11/2021 13:00	0:02	SSA3	0.058767	1.021	Oversupply
8/11/2021 13:01	0:02	SSA2	0.056	1.025	Oversupply
8/11/2021 13:02	0:02	SSA3	0.059	0.558	Oversupply
8/11/2021 13:03	0:02	SSA2	0.056	0.223	Oversupply
8/11/2021 13:04	0:01	BS250	Data is not available	Data is not available	Oversupply
8/11/2021 13:04	0:02	SSA3	0.058	0.152	Oversupply
8/11/2021 13:05	0:02	SSA2	0.056131	0.762	Oversupply
8/11/2021 13:06	0:04	SSA3	0.118	1.731	Oversupply
8/11/2021 13:07	0:02	SSA2	0.056131	1.541	Oversupply
8/11/2021 13:09	0:02	SSA2	0.056	1.917	Oversupply
8/11/2021 13:11	0:02	SSA3	0.059	1.730	Oversupply
8/11/2021 13:11	0:02	SSA2	0.056	1.378	Oversupply
8/11/2021 13:13	0:02	SSA3	0.058	0.552	Oversupply



Maui Curtailment Report

August 2021

Start Date and Time	Duration (minutes)	IPP Curtailed	Estimated Curtailed MWH	Peak MW Curtailed	Reasons for Curtailment
8/11/2021 13:13	0:02	SSA2	0.049	0.871	Oversupply
8/11/2021 13:15	0:02	SSA3	0.009	1.582	Oversupply
8/11/2021 13:15	0:02	SSA2	0.010	1.939	Oversupply
8/11/2021 13:17	0:02	SSA3	0.009	2.326	Oversupply
8/11/2021 13:17	0:02	SSA2	0.010	2.041	Oversupply
8/11/2021 13:21	0:02	SSA3	0.009	2.865	Oversupply
8/11/2021 13:23	0:02	SSA3	0.009	2.260	Oversupply
8/11/2021 13:23	0:02	SSA2	0.010	2.424	Oversupply
8/11/2021 13:25	0:02	SSA3	0.010	1.939	Oversupply
8/11/2021 13:41	0:02	SSA3	0.003	2.814	Oversupply
8/11/2021 13:41	0:02	SSA2	0.006	2.340	Oversupply
8/11/2021 13:43	0:02	SSA3	0.003	2.785	Oversupply
8/11/2021 13:43	0:02	SSA2	0.005	2.665	Oversupply
8/11/2021 13:45	0:02	SSA3	0.001	1.919	Oversupply
8/11/2021 13:45	0:02	SSA2	0.001	2.700	Oversupply
8/11/2021 22:52	0:02	KWPPII	0.020838	20.653	Oversupply
8/11/2021 22:55	0:17	KWPPII	0.884	20.672	Oversupply
8/11/2021 23:44	1:02	KWPPII	9.651	20.468	Oversupply
8/12/2021 2:13	0:02	KWPPII	0.014	15.715	Oversupply
8/12/2021 2:16	1:13	KWPPII	3.187	19.191	Oversupply
8/12/2021 3:34	0:23	KWPPII	0.450	19.092	Oversupply
8/12/2021 3:58	0:49	KWPPII	1.697	19.190	Oversupply
8/12/2021 4:48	0:02	KWPPII	0.018	19.135	Oversupply
8/12/2021 4:51	0:01	KWPPII	0.001	18.837	Oversupply
8/12/2021 6:17	0:24	SSA2	0.016295	0.027	Oversupply
8/12/2021 6:48	11:57	17-2	5.688	0.750	System Constraint
8/12/2021 7:26	0:02	SSA3	0.003872	0.466	Oversupply
8/12/2021 7:46	0:02	SSA3	0.024	0.185	Oversupply
8/12/2021 7:48	0:02	SSA3	0.024370	0.743	Oversupply
8/12/2021 7:49	0:59	BS250	Data is not available	Data is not available	Oversupply
8/12/2021 7:50	0:02	KWPPII	0.053	19.940	Oversupply
8/12/2021 7:50	0:02	SSA3	0.024	0.002	Oversupply
8/12/2021 7:52	4:58	SSA2	10.425	0.522	Oversupply
8/12/2021 7:52	0:02	SSA3	0.024	0.008	Oversupply
8/12/2021 7:54	0:54	KWPPII	4.186	20.706	Oversupply
8/12/2021 7:54	1:05	SSA3	1.312	0.003	Oversupply
8/12/2021 8:49	0:09	BS250	Data is not available	Data is not available	Oversupply
8/12/2021 8:50	0:09	KWPPII	0.245	20.522	Oversupply
8/12/2021 8:59	0:02	SSA3	0.052	0.279	Oversupply
8/12/2021 9:00	0:08	BS250	Data is not available	Data is not available	Oversupply
8/12/2021 9:01	1:44	KWPPII	11.468	20.547	Oversupply
8/12/2021 9:01	2:36	SSA3	5.902	0.007	Oversupply
8/12/2021 9:09	1:35	BS250	Data is not available	Data is not available	Oversupply
8/12/2021 10:45	0:51	BS250	Data is not available	Data is not available	Oversupply
8/12/2021 10:46	0:50	KWPPII	3.197585	18.565	Oversupply
8/12/2021 11:36	0:04	SSA3	0.185	0.002	Oversupply
8/12/2021 11:37	0:04	BS250	Data is not available	Data is not available	Oversupply
8/12/2021 11:37	0:05	KWPPII	0.076	16.475	Oversupply
8/12/2021 11:40	0:02	SSA3	0.093	0.006	Oversupply
8/12/2021 11:42	0:02	SSA3	0.092	0.916	Oversupply
8/12/2021 11:44	0:29	BS250	Data is not available	Data is not available	Oversupply
8/12/2021 11:44	0:50	KWPPII	3.449	19.722	Oversupply
8/12/2021 11:44	0:28	SSA3	1.348800	0.006	Oversupply
8/12/2021 12:13	0:02	SSA3	0.096	0.001	Oversupply
8/12/2021 12:15	0:18	BS250	Data is not available	Data is not available	Oversupply
8/12/2021 12:15	0:18	SSA3	0.823	0.011	Oversupply
8/12/2021 12:33	0:02	SSA3	0.068794	0.079	Oversupply
8/12/2021 12:35	0:02	SSA3	0.068	1.323	Oversupply
8/12/2021 12:37	0:02	BS250	Data is not available	Data is not available	Oversupply
8/12/2021 12:37	0:02	KWPPII	0.057	14.371	Oversupply
8/12/2021 12:37	0:02	SSA3	0.068231	0.016	Oversupply
8/12/2021 12:39	0:02	SSA3	0.068	0.110	Oversupply
8/12/2021 12:41	0:02	SSA3	0.067667	0.897	Oversupply
8/12/2021 12:43	0:02	SSA3	0.061	2.134	Oversupply
8/12/2021 15:53	0:02	SSA3	0.000472	1.835	Oversupply
8/12/2021 15:53	0:02	SSA2	0.001	2.451	Oversupply
8/12/2021 15:59	0:02	SSA3	0.011	1.833	Oversupply
8/12/2021 15:59	0:02	SSA2	0.012619	2.390	Oversupply
8/12/2021 16:01	0:02	SSA3	0.008	1.773	Oversupply
8/12/2021 16:01	0:04	SSA2	0.025	1.706	Oversupply
8/12/2021 16:03	0:02	SSA3	0.008184	0.459	Oversupply
8/12/2021 16:05	0:02	SSA2	0.013	0.822	Oversupply
8/13/2021 0:09	0:50	KWPPII	3.355799	20.643	Oversupply



Maui Curtailment Report

August 2021

Start Date and Time	Duration (minutes)	IPP Curtailed	Estimated Curtailed MWH	Peak MW Curtailed	Reasons for Curtailment
8/13/2021 1:05	0:01	KWPII	0.008	20.575	Oversupply
8/13/2021 1:10	0:01	KWPII	0.001927	20.464	Oversupply
8/13/2021 1:19	0:01	KWPII	0.000	20.307	Oversupply
8/13/2021 1:22	0:12	KWPII	0.201274	20.634	Oversupply
8/13/2021 1:36	0:46	KWPII	1.249	20.541	Oversupply
8/13/2021 3:24	0:01	KWPII	0.000113	18.442	Oversupply
8/13/2021 3:27	0:04	KWPII	0.044	18.396	Oversupply
8/13/2021 3:32	0:10	KWPII	0.206632	19.907	Oversupply
8/13/2021 3:43	0:02	KWPII	0.006	20.133	Oversupply
8/13/2021 6:33	12:22	17-2	5.289484	0.750	System Constraint
8/13/2021 7:23	0:01	AWE	0.002	0.100	Oversupply
8/13/2021 8:28	0:02	SSA3	0.009	1.274	Oversupply
8/13/2021 8:29	0:02	SSA2	0.001357	0.083	Oversupply
8/13/2021 8:30	0:02	SSA3	0.022	0.472	Oversupply
8/13/2021 8:32	0:02	BS250	Data is not available	Data is not available	Oversupply
8/13/2021 8:32	0:02	SSA2	0.006	0.065	Oversupply
8/13/2021 8:32	0:02	SSA3	0.021360	0.063	Oversupply
8/13/2021 8:34	0:02	SSA2	0.006	0.014	Oversupply
8/13/2021 8:34	0:02	SSA3	0.021716	0.045	Oversupply
8/13/2021 8:36	0:02	SSA2	0.006	0.424	Oversupply
8/13/2021 8:36	0:02	SSA3	0.021716	0.919	Oversupply
8/13/2021 8:38	0:02	SSA2	0.006	0.377	Oversupply
8/13/2021 8:38	0:02	SSA3	0.022	0.926	Oversupply
8/13/2021 8:40	0:02	SSA2	0.006	0.548	Oversupply
8/13/2021 8:42	0:02	SSA2	0.006	1.037	Oversupply
8/13/2021 8:44	0:02	SSA2	0.014	0.364	Oversupply
8/13/2021 8:46	0:02	SSA3	0.048	1.429	Oversupply
8/13/2021 8:48	0:02	SSA2	0.037	0.126	Oversupply
8/13/2021 8:48	0:02	SSA3	0.048	0.078	Oversupply
8/13/2021 8:50	0:02	SSA2	0.037	0.026	Oversupply
8/13/2021 8:50	5:51	SSA3	13.755	0.020	Oversupply
8/13/2021 8:51	5:50	BS250	Data is not available	Data is not available	Oversupply
8/13/2021 8:52	5:50	KWPII	70.414	20.708	Oversupply
8/13/2021 8:52	5:50	SSA2	13.930	-0.003	Oversupply
8/13/2021 10:56	0:01	AWE	0.004	19.700	Oversupply
8/13/2021 14:41	0:02	SSA3	0.084	0.183	Oversupply
8/13/2021 14:42	0:02	SSA2	0.091	0.292	Oversupply
8/13/2021 14:43	0:02	SSA3	0.077	0.583	Oversupply
8/13/2021 14:44	0:02	SSA2	0.079	0.509	Oversupply
8/13/2021 14:45	0:01	BS250	Data is not available	Data is not available	Oversupply
8/13/2021 14:45	0:02	SSA3	0.035646	0.016	Oversupply
8/13/2021 14:46	0:01	KWPII	0.003	20.696	Oversupply
8/13/2021 14:46	0:02	SSA2	0.076	0.004	Oversupply
8/13/2021 14:47	0:02	SSA3	0.036	0.799	Oversupply
8/13/2021 14:48	0:02	SSA2	0.076	0.137	Oversupply
8/13/2021 14:49	0:02	SSA3	0.036	0.410	Oversupply
8/13/2021 14:50	0:02	SSA2	0.076	0.114	Oversupply
8/13/2021 14:51	0:04	SSA3	0.071	0.421	Oversupply
8/13/2021 14:52	0:02	SSA2	0.076	0.502	Oversupply
8/13/2021 14:54	0:02	SSA2	0.075667	2.576	Oversupply
8/13/2021 14:55	0:02	SSA3	0.036	1.611	Oversupply
8/13/2021 14:56	0:02	SSA2	0.076	0.762	Oversupply
8/13/2021 14:57	0:02	SSA3	0.036	0.919	Oversupply
8/13/2021 14:58	0:02	SSA2	0.057	0.921	Oversupply
8/13/2021 14:59	0:02	SSA3	-0.013	1.171	Oversupply
8/13/2021 15:00	0:02	SSA2	0.009	1.375	Oversupply
8/13/2021 15:01	0:02	SSA3	0.005	1.403	Oversupply
8/13/2021 15:02	0:02	SSA2	0.009	2.016	Oversupply
8/13/2021 15:04	0:02	SSA3	0.005	2.269	Oversupply
8/13/2021 15:08	0:02	SSA3	0.005	2.264	Oversupply
8/13/2021 22:31	0:01	AWE	0.005000	0.300	Oversupply
8/14/2021 6:26	12:23	17-2	5.714	0.750	System Constraint
8/14/2021 7:42	0:04	SSA2	0.003	0.140	Oversupply
8/14/2021 8:24	0:02	SSA3	0.004988	1.204	Oversupply
8/14/2021 8:24	0:02	SSA2	0.002	0.863	Oversupply
8/14/2021 8:30	0:02	SSA3	0.044	0.146	Oversupply
8/14/2021 8:30	0:02	SSA2	0.014	0.164	Oversupply
8/14/2021 8:32	0:02	SSA3	0.044	0.360	Oversupply
8/14/2021 8:34	1:17	SSA3	2.235	0.053	Oversupply
8/14/2021 8:34	0:10	SSA2	0.071	0.015	Oversupply
8/14/2021 8:35	0:10	BS250	Data is not available	Data is not available	Oversupply
8/14/2021 8:36	0:10	KWPII	0.293	19.211	Oversupply
8/14/2021 8:44	1:06	SSA2	1.697	0.074	Oversupply



Maui Curtailment Report

August 2021

Start Date and Time	Duration (minutes)	IPP Curtailed	Estimated Curtailed MWH	Peak MW Curtailed	Reasons for Curtailment
8/14/2021 8:47	1:04	BS250	Data is not available	Data is not available	Oversupply
8/14/2021 8:49	1:03	KWPII	15.836	19.211	Oversupply
8/14/2021 9:26	0:07	AWE	0.341	21.000	Oversupply
8/14/2021 9:35	0:02	AWE	0.024	21.000	Oversupply
8/14/2021 9:42	0:04	AWE	0.071378	21.000	Oversupply
8/14/2021 9:51	0:02	SSA2	0.072	0.003	Oversupply
8/14/2021 9:51	0:02	SSA3	0.071755	0.082	Oversupply
8/14/2021 9:53	2:21	BS250	Data is not available	Data is not available	Oversupply
8/14/2021 9:53	2:21	SSA2	5.927	0.375	Oversupply
8/14/2021 9:53	2:45	SSA3	7.281	0.015	Oversupply
8/14/2021 9:54	2:20	KWPII	41.290142	20.697	Oversupply
8/14/2021 10:21	0:01	AWE	0.006	21.000	Oversupply
8/14/2021 10:27	0:20	AWE	0.849611	20.700	Oversupply
8/14/2021 10:52	0:12	AWE	0.424	21.000	Oversupply
8/14/2021 11:14	0:01	AWE	0.001	21.000	Oversupply
8/14/2021 11:16	0:01	AWE	0.007	21.000	Oversupply
8/14/2021 11:20	0:03	AWE	0.042579	20.900	Oversupply
8/14/2021 11:27	0:01	AWE	0.008	20.700	Oversupply
8/14/2021 11:31	0:22	AWE	1.025817	21.000	Oversupply
8/14/2021 11:56	0:02	AWE	0.010	21.000	Oversupply
8/14/2021 11:59	0:03	AWE	0.024413	21.000	Oversupply
8/14/2021 12:14	0:02	SSA2	0.096	0.266	Oversupply
8/14/2021 12:15	0:22	BS250	Data is not available	Data is not available	Oversupply
8/14/2021 12:15	0:23	KWPII	6.351	19.053	Oversupply
8/14/2021 12:16	0:22	SSA2	1.053200	0.015	Oversupply
8/14/2021 12:20	0:02	AWE	0.008	21.000	Oversupply
8/14/2021 12:25	0:07	AWE	0.115795	21.000	Oversupply
8/14/2021 12:33	0:01	AWE	0.015	20.900	Oversupply
8/14/2021 12:38	0:02	SSA2	0.095119	0.125	Oversupply
8/14/2021 12:38	0:02	SSA3	0.082	0.824	Oversupply
8/14/2021 12:39	0:41	BS250	Data is not available	Data is not available	Oversupply
8/14/2021 12:40	0:40	KWPII	3.769	18.626	Oversupply
8/14/2021 12:40	0:40	SSA2	1.772	0.006	Oversupply
8/14/2021 12:40	0:40	SSA3	1.689315	0.021	Oversupply
8/14/2021 13:20	0:02	SSA2	0.051	0.083	Oversupply
8/14/2021 13:21	0:02	SSA3	0.083	1.026	Oversupply
8/14/2021 13:22	0:02	SSA2	0.051601	0.315	Oversupply
8/14/2021 13:23	0:02	SSA3	0.085	1.932	Oversupply
8/14/2021 13:24	0:21	BS250	Data is not available	Data is not available	Oversupply
8/14/2021 13:24	0:22	SSA2	0.865	0.033	Oversupply
8/14/2021 13:25	0:22	KWPII	0.889256	15.702	Oversupply
8/14/2021 13:25	0:22	SSA3	0.977	0.023	Oversupply
8/14/2021 13:46	0:02	SSA2	0.096	0.003	Oversupply
8/14/2021 13:47	0:31	BS250	Data is not available	Data is not available	Oversupply
8/14/2021 13:47	0:06	SSA3	0.282	0.047	Oversupply
8/14/2021 13:48	0:30	KWPII	1.577	16.832	Oversupply
8/14/2021 13:48	0:06	SSA2	0.288	0.002	Oversupply
8/14/2021 13:53	0:24	SSA3	1.026	0.000	Oversupply
8/14/2021 13:54	0:24	SSA2	0.841	0.001	Oversupply
8/14/2021 14:17	0:02	SSA3	0.089	-0.012	Oversupply
8/14/2021 14:18	0:02	SSA2	0.061	0.481	Oversupply
8/14/2021 14:19	0:02	SSA3	0.089	1.113	Oversupply
8/14/2021 14:20	0:40	SSA2	1.157545	0.172	Oversupply
8/14/2021 14:21	0:40	BS250	Data is not available	Data is not available	Oversupply
8/14/2021 14:21	0:40	KWPII	2.956804	20.463	Oversupply
8/14/2021 14:21	0:40	SSA3	1.468	0.011	Oversupply
8/14/2021 15:01	0:02	SSA2	0.088	0.119	Oversupply
8/14/2021 15:01	0:02	SSA3	0.066919	0.026	Oversupply
8/14/2021 15:03	0:02	SSA2	0.088	0.106	Oversupply
8/14/2021 15:04	0:02	SSA3	0.066919	1.403	Oversupply
8/14/2021 15:05	0:02	SSA2	0.088	0.996	Oversupply
8/14/2021 15:06	0:02	SSA3	0.067	1.125	Oversupply
8/14/2021 15:07	0:02	BS250	Data is not available	Data is not available	Oversupply
8/14/2021 15:07	0:01	KWPII	0.009	18.854	Oversupply
8/14/2021 15:07	0:04	SSA2	0.177	0.016	Oversupply
8/14/2021 15:08	0:02	SSA3	0.067472	0.033	Oversupply
8/14/2021 15:10	0:02	SSA3	0.067	0.117	Oversupply
8/14/2021 15:11	0:01	KWPII	0.005	19.030	Oversupply
8/14/2021 15:11	0:02	SSA2	0.088	-0.003	Oversupply
8/14/2021 15:12	0:02	SSA3	0.066366	0.032	Oversupply
8/14/2021 15:13	0:02	SSA2	0.088	0.130	Oversupply
8/14/2021 15:14	0:01	BS250	Data is not available	Data is not available	Oversupply
8/14/2021 15:14	0:01	KWPII	0.014	19.797	Oversupply



Maui Curtailment Report

August 2021

Start Date and Time	Duration (minutes)	IPP Curtailed	Estimated Curtailed MWH	Peak MW Curtailed	Reasons for Curtailment
8/14/2021 15:14	0:02	SSA3	0.064719	0.016	Oversupply
8/14/2021 15:15	0:02	SSA2	0.081	0.207	Oversupply
8/14/2021 15:16	0:01	BS250	Data is not available	Data is not available	Oversupply
8/14/2021 15:16	0:02	SSA3	0.059	0.213	Oversupply
8/14/2021 15:17	0:02	SSA2	0.082	0.203	Oversupply
8/14/2021 15:18	0:02	BS250	Data is not available	Data is not available	Oversupply
8/14/2021 15:18	0:02	SSA3	0.059301	0.400	Oversupply
8/14/2021 15:19	0:03	KWPPI	0.033	18.884	Oversupply
8/14/2021 15:19	0:02	SSA2	0.082	0.011	Oversupply
8/14/2021 15:20	0:02	SSA3	0.059	0.001	Oversupply
8/14/2021 15:21	0:02	SSA2	0.082	0.019	Oversupply
8/14/2021 15:22	0:02	SSA3	0.059	0.329	Oversupply
8/14/2021 15:23	0:02	SSA2	0.082	-0.001	Oversupply
8/14/2021 15:24	0:02	SSA3	0.060	0.795	Oversupply
8/14/2021 15:25	0:02	SSA2	0.081	0.505	Oversupply
8/14/2021 15:26	0:01	BS250	Data is not available	Data is not available	Oversupply
8/14/2021 15:26	0:02	SSA3	0.059	0.110	Oversupply
8/14/2021 15:27	0:02	SSA2	0.082	0.201	Oversupply
8/14/2021 15:28	0:02	SSA3	0.052	1.161	Oversupply
8/14/2021 15:29	0:02	SSA2	0.034	1.617	Oversupply
8/14/2021 15:31	0:02	SSA2	0.004	2.050	Oversupply
8/14/2021 15:32	0:02	SSA3	0.003	2.174	Oversupply
8/15/2021 6:49	12:00	17-2	5.090	0.750	System Constraint
8/15/2021 8:35	0:02	SSA3	0.039	0.218	Oversupply
8/15/2021 8:35	0:04	SSA2	0.066	0.258	Oversupply
8/15/2021 8:36	0:02	BS250	Data is not available	Data is not available	Oversupply
8/15/2021 8:36	0:03	KWPPI	0.028	19.891	Oversupply
8/15/2021 8:37	0:02	SSA3	0.039	-0.004	Oversupply
8/15/2021 8:39	0:02	SSA3	0.039	-0.004	Oversupply
8/15/2021 8:39	0:02	SSA2	0.033	-0.003	Oversupply
8/15/2021 8:41	0:02	SSA3	0.038	-0.004	Oversupply
8/15/2021 8:41	0:02	SSA2	0.033	-0.003	Oversupply
8/15/2021 8:43	0:03	BS250	Data is not available	Data is not available	Oversupply
8/15/2021 8:43	0:04	SSA3	0.053029	0.008	Oversupply
8/15/2021 8:43	0:04	SSA2	0.046	0.008	Oversupply
8/15/2021 8:44	0:03	KWPPI	0.025	19.696	Oversupply
8/15/2021 8:47	0:02	SSA3	0.018489	-0.002	Oversupply
8/15/2021 8:47	0:02	SSA2	0.018	0.091	Oversupply
8/15/2021 8:49	0:02	SSA3	0.018	0.088	Oversupply
8/15/2021 9:27	0:02	SSA3	0.001590	1.915	Oversupply
8/15/2021 9:29	0:02	SSA3	0.033	1.932	Oversupply
8/15/2021 9:29	0:02	SSA2	0.032917	2.194	Oversupply
8/15/2021 9:35	0:02	SSA3	0.045	2.004	Oversupply
8/15/2021 9:35	0:02	SSA2	0.035779	1.630	Oversupply
8/15/2021 9:37	2:05	SSA3	4.265	0.078	Oversupply
8/15/2021 9:37	2:05	SSA2	3.763533	0.047	Oversupply
8/15/2021 9:38	2:04	BS250	Data is not available	Data is not available	Oversupply
8/15/2021 9:39	2:03	KWPPI	23.044871	20.708	Oversupply
8/15/2021 11:42	0:02	SSA2	0.073	0.268	Oversupply
8/15/2021 11:42	0:02	SSA3	0.056457	-0.004	Oversupply
8/15/2021 11:44	0:18	SSA2	0.612	0.016	Oversupply
8/15/2021 11:44	0:16	SSA3	0.339403	0.021	Oversupply
8/15/2021 11:45	0:15	BS250	Data is not available	Data is not available	Oversupply
8/15/2021 11:45	0:16	KWPPI	0.770412	18.562	Oversupply
8/15/2021 12:01	0:02	SSA3	0.010	0.092	Oversupply
8/15/2021 12:02	0:02	SSA2	0.018	0.210	Oversupply
8/15/2021 12:03	0:02	SSA3	0.010215	1.366	Oversupply
8/15/2021 12:04	0:02	SSA2	0.018	0.265	Oversupply
8/15/2021 12:05	0:02	SSA3	0.010215	1.319	Oversupply
8/15/2021 12:14	0:02	SSA2	0.057	1.420	Oversupply
8/15/2021 12:15	0:02	SSA3	0.025	1.392	Oversupply
8/15/2021 12:16	0:02	SSA2	0.092	0.199	Oversupply
8/15/2021 12:17	0:02	SSA3	0.025	0.745	Oversupply
8/15/2021 12:18	0:25	BS250	Data is not available	Data is not available	Oversupply
8/15/2021 12:18	0:26	SSA2	1.061	0.027	Oversupply
8/15/2021 12:19	0:29	KWPPI	1.396	19.422	Oversupply
8/15/2021 12:19	0:24	SSA3	0.370	-0.004	Oversupply
8/15/2021 12:43	0:04	SSA3	0.075	0.128	Oversupply
8/15/2021 12:44	0:04	BS250	Data is not available	Data is not available	Oversupply
8/15/2021 12:44	0:04	SSA2	0.102	0.001	Oversupply
8/15/2021 12:47	0:02	SSA3	0.043702	-0.003	Oversupply
8/15/2021 12:55	0:02	SSA2	0.063	2.844	Oversupply
8/15/2021 12:57	0:02	SSA2	0.062	1.556	Oversupply



Maui Curtailment Report

August 2021

Start Date and Time	Duration (minutes)	IPP Curtailed	Estimated Curtailed MWH	Peak MW Curtailed	Reasons for Curtailment
8/15/2021 12:57	0:02	SSA3	0.044	1.036	Oversupply
8/15/2021 12:59	0:02	SSA2	0.060686	0.050	Oversupply
8/15/2021 12:59	0:02	SSA3	0.042	0.123	Oversupply
8/15/2021 13:01	0:02	SSA2	0.030684	0.641	Oversupply
8/15/2021 13:01	0:02	SSA3	0.030	0.749	Oversupply
8/15/2021 13:03	0:02	SSA2	0.030684	0.916	Oversupply
8/15/2021 13:03	0:02	SSA3	0.030	0.433	Oversupply
8/15/2021 13:05	0:02	SSA2	0.031	1.394	Oversupply
8/15/2021 13:05	0:02	SSA3	0.030177	0.605	Oversupply
8/15/2021 13:07	0:02	SSA2	0.030	1.131	Oversupply
8/15/2021 13:07	0:02	SSA3	0.030	1.412	Oversupply
8/15/2021 13:09	0:02	SSA2	0.030684	0.515	Oversupply
8/15/2021 13:09	0:02	SSA3	0.030	0.543	Oversupply
8/15/2021 13:11	0:02	SSA2	0.030	1.265	Oversupply
8/15/2021 13:11	0:02	SSA3	0.030177	1.131	Oversupply
8/15/2021 13:13	0:02	SSA2	0.031	0.290	Oversupply
8/15/2021 13:19	0:02	SSA2	0.059	1.554	Oversupply
8/15/2021 13:19	0:02	SSA3	0.046	0.897	Oversupply
8/15/2021 13:23	0:02	SSA2	0.059	2.779	Oversupply
8/15/2021 13:23	0:02	SSA3	0.046	0.874	Oversupply
8/15/2021 13:25	0:01	BS250	Data is not available	Data is not available	Oversupply
8/15/2021 13:25	0:01	KWP11	0.016	15.864	Oversupply
8/15/2021 13:25	0:02	SSA2	0.059	0.005	Oversupply
8/15/2021 13:25	0:02	SSA3	0.046	-0.003	Oversupply
8/15/2021 13:27	0:02	SSA2	0.059	-0.003	Oversupply
8/15/2021 13:27	0:04	SSA3	0.070	-0.004	Oversupply
8/15/2021 13:31	0:02	SSA2	0.032	0.315	Oversupply
8/15/2021 13:31	0:02	SSA3	0.040	0.645	Oversupply
8/15/2021 13:37	0:02	SSA2	0.032	1.904	Oversupply
8/15/2021 13:37	0:02	SSA3	0.040	2.984	Oversupply
8/15/2021 13:39	0:02	SSA2	0.032	1.192	Oversupply
8/15/2021 13:39	0:02	SSA3	0.040	0.538	Oversupply
8/15/2021 13:41	0:02	SSA2	0.031833	1.441	Oversupply
8/15/2021 13:41	0:02	SSA3	0.040	2.314	Oversupply
8/15/2021 13:43	0:01	BS250	Data is not available	Data is not available	Oversupply
8/15/2021 13:43	0:02	SSA2	0.033	0.125	Oversupply
8/15/2021 13:43	0:02	SSA3	0.038	0.500	Oversupply
8/15/2021 13:45	0:02	SSA2	0.021	0.016	Oversupply
8/15/2021 13:45	0:02	SSA3	0.044031	0.271	Oversupply
8/15/2021 13:49	0:02	SSA3	0.044	2.056	Oversupply
8/15/2021 13:51	0:02	SSA2	0.021	1.178	Oversupply
8/15/2021 13:55	0:02	SSA2	0.021	1.377	Oversupply
8/15/2021 13:55	0:02	SSA3	0.044	2.192	Oversupply
8/15/2021 13:57	0:02	SSA2	0.021	0.316	Oversupply
8/15/2021 13:57	0:04	SSA3	0.128	0.115	Oversupply
8/15/2021 13:59	0:02	KWP11	0.011029	17.112	Oversupply
8/15/2021 13:59	0:02	SSA2	0.034	-0.003	Oversupply
8/15/2021 14:00	0:01	BS250	Data is not available	Data is not available	Oversupply
8/15/2021 14:01	0:02	SSA2	0.065	-0.003	Oversupply
8/15/2021 14:02	0:02	SSA3	0.084	-0.004	Oversupply
8/15/2021 14:06	0:02	SSA3	0.084	0.753	Oversupply
8/15/2021 14:07	0:02	SSA2	0.064534	2.372	Oversupply
8/15/2021 14:08	0:02	SSA3	0.084	1.606	Oversupply
8/15/2021 14:09	0:02	SSA2	0.065	0.031	Oversupply
8/15/2021 14:10	0:01	BS250	Data is not available	Data is not available	Oversupply
8/15/2021 14:10	0:01	KWP11	0.005	15.963	Oversupply
8/15/2021 14:10	0:02	SSA3	0.085	0.031	Oversupply
8/15/2021 14:11	0:02	SSA2	0.064534	-0.003	Oversupply
8/15/2021 14:12	0:02	SSA3	0.084	-0.003	Oversupply
8/15/2021 14:13	0:02	SSA2	0.055	-0.003	Oversupply
8/15/2021 14:14	0:02	SSA3	0.069	-0.004	Oversupply
8/15/2021 14:15	0:02	BS250	Data is not available	Data is not available	Oversupply
8/15/2021 14:15	0:02	SSA2	0.048	0.014	Oversupply
8/15/2021 14:16	0:02	KWP11	0.056	14.955	Oversupply
8/15/2021 14:16	0:02	SSA3	0.046004	0.007	Oversupply
8/15/2021 14:17	0:02	SSA2	0.048	0.040	Oversupply
8/15/2021 14:18	0:02	SSA3	0.046004	-0.003	Oversupply
8/15/2021 14:19	0:02	SSA2	0.047	0.121	Oversupply
8/15/2021 14:20	0:02	SSA3	0.046004	-0.003	Oversupply
8/15/2021 14:21	0:02	SSA2	0.048	0.371	Oversupply
8/15/2021 14:22	0:02	SSA3	0.046	0.110	Oversupply
8/15/2021 14:23	0:02	SSA2	0.047	0.963	Oversupply
8/15/2021 14:33	0:02	SSA2	0.026186	0.034	Oversupply



Maui Curtailment Report

August 2021

Start Date and Time	Duration (minutes)	IPP Curtailed	Estimated Curtailed MWH	Peak MW Curtailed	Reasons for Curtailment
8/15/2021 14:34	0:01	BS250	Data is not available	Data is not available	Oversupply
8/15/2021 14:34	0:02	SSA3	0.053	0.015	Oversupply
8/15/2021 14:35	0:02	SSA2	0.026186	0.113	Oversupply
8/15/2021 14:36	0:02	SSA3	0.053	-0.004	Oversupply
8/15/2021 20:08	0:01	AWE	0.003	0.200	Oversupply
8/15/2021 22:26	0:04	KWP	0.028351	19.922	Oversupply
8/16/2021 2:02	0:01	KWP	0.000	19.794	Oversupply
8/16/2021 2:04	0:02	KWP	0.020025	19.621	Oversupply
8/16/2021 2:11	0:08	KWP	0.143	19.817	Oversupply
8/16/2021 2:23	0:02	KWP	0.021	18.256	Oversupply
8/16/2021 2:28	0:03	KWP	0.022345	18.635	Oversupply
8/16/2021 2:34	0:22	KWP	0.538	18.696	Oversupply
8/16/2021 2:58	0:07	KWP	0.147	16.261	Oversupply
8/16/2021 3:14	0:07	KWP	0.225	17.387	Oversupply
8/16/2021 6:35	12:06	17-2	6.394	0.750	System Constraint
8/17/2021 5:11	5:42	KWP	0.813	0.185	System Constraint
8/17/2021 6:42	12:01	17-2	4.209	0.750	System Constraint
8/17/2021 14:21	0:01	KWP	0.001	1.240	System Constraint
8/17/2021 14:25	0:01	KWP	0.002	1.187	System Constraint
8/17/2021 14:28	0:01	KWP	0.000	1.029	System Constraint
8/17/2021 14:36	0:01	KWP	0.001	0.554	System Constraint
8/17/2021 14:49	0:10	KWP	0.016	0.237	System Constraint
8/18/2021 6:37	12:07	17-2	6.434	0.750	System Constraint
8/18/2021 9:28	0:02	SSA3	0.007	2.092	Oversupply
8/18/2021 9:28	0:02	SSA2	-0.001	1.608	Oversupply
8/18/2021 9:30	0:02	SSA3	0.043399	0.045	Oversupply
8/18/2021 9:30	0:02	SSA2	0.031	0.141	Oversupply
8/18/2021 9:32	0:02	SSA3	0.044	1.572	Oversupply
8/18/2021 9:32	0:02	SSA2	0.030	1.664	Oversupply
8/18/2021 9:34	0:02	SSA3	0.043761	2.137	Oversupply
8/18/2021 9:34	0:02	SSA2	0.031	1.471	Oversupply
8/18/2021 9:36	0:02	SSA3	0.044	1.120	Oversupply
8/18/2021 9:36	0:02	SSA2	0.030563	0.057	Oversupply
8/18/2021 9:38	0:02	SSA3	0.043	1.011	Oversupply
8/18/2021 9:38	0:02	SSA2	0.031	0.200	Oversupply
8/18/2021 9:40	0:02	SSA3	0.044	1.117	Oversupply
8/18/2021 9:40	0:02	SSA2	0.030563	0.223	Oversupply
8/18/2021 9:42	0:02	SSA3	0.044	0.287	Oversupply
8/18/2021 9:42	0:02	SSA2	0.030815	0.245	Oversupply
8/18/2021 9:44	0:02	SSA3	0.024	0.485	Oversupply
8/18/2021 9:44	0:02	SSA2	0.011043	0.401	Oversupply
8/18/2021 9:46	0:02	SSA3	0.022	1.002	Oversupply
8/18/2021 9:46	0:02	SSA2	0.018	1.215	Oversupply
8/18/2021 9:48	0:02	SSA3	0.022117	1.491	Oversupply
8/18/2021 9:48	0:02	SSA2	0.018	1.529	Oversupply
8/18/2021 9:50	0:02	SSA3	0.021936	0.881	Oversupply
8/18/2021 9:50	0:02	SSA2	0.018	1.216	Oversupply
8/18/2021 9:56	0:02	SSA3	0.021755	2.327	Oversupply
8/18/2021 9:56	0:02	SSA2	0.018	2.144	Oversupply
8/18/2021 9:58	0:02	SSA3	0.019	0.756	Oversupply
8/18/2021 9:58	0:02	SSA2	0.021152	1.002	Oversupply
8/18/2021 10:00	0:02	SSA3	0.017	1.752	Oversupply
8/18/2021 10:00	0:02	SSA2	0.016	1.692	Oversupply
8/18/2021 10:02	0:02	SSA3	0.016642	1.484	Oversupply
8/18/2021 10:02	0:02	SSA2	0.016	1.399	Oversupply
8/18/2021 10:04	0:02	SSA3	0.016506	1.303	Oversupply
8/18/2021 10:04	0:02	SSA2	0.016	1.601	Oversupply
8/18/2021 10:06	0:02	SSA3	0.016642	1.255	Oversupply
8/18/2021 10:06	0:02	SSA2	0.016	0.846	Oversupply
8/18/2021 10:08	0:02	SSA3	0.017	2.407	Oversupply
8/18/2021 10:29	0:02	SSA2	-0.010030	2.662	Oversupply
8/18/2021 10:59	0:02	SSA3	0.012	2.835	Oversupply
8/18/2021 10:59	0:02	SSA2	0.006	2.965	Oversupply
8/18/2021 11:03	0:02	SSA3	0.022153	2.813	Oversupply
8/18/2021 11:03	0:02	SSA2	0.017	2.866	Oversupply
8/18/2021 11:05	0:02	SSA3	0.022153	0.292	Oversupply
8/18/2021 11:05	0:02	SSA2	0.016	1.197	Oversupply
8/18/2021 11:07	0:02	SSA3	0.021970	1.053	Oversupply
8/18/2021 11:07	0:02	SSA2	0.016	1.895	Oversupply
8/18/2021 11:09	0:02	SSA3	0.022337	1.351	Oversupply
8/18/2021 11:09	0:02	SSA2	0.017	2.309	Oversupply
8/18/2021 11:17	0:02	SSA3	0.017907	2.915	Oversupply
8/18/2021 11:17	0:02	SSA2	0.015	2.831	Oversupply



Maui Curtailment Report

August 2021

Start Date and Time	Duration (minutes)	IPP Curtailed	Estimated Curtailed MWH	Peak MW Curtailed	Reasons for Curtailment
8/18/2021 11:19	0:02	SSA2	0.014672	2.824	Oversupply
8/18/2021 11:21	0:02	SSA3	0.018	1.667	Oversupply
8/18/2021 11:21	0:02	SSA2	0.014	1.973	Oversupply
8/18/2021 11:23	0:02	SSA3	0.017760	2.250	Oversupply
8/18/2021 11:23	0:02	SSA2	0.015	2.437	Oversupply
8/19/2021 3:21	0:04	KWP	0.060326	7.285	Oversupply
8/19/2021 3:27	0:05	KWP	0.180	8.739	Oversupply
8/19/2021 4:46	0:12	KWP	0.275	12.577	Oversupply
8/19/2021 5:00	0:03	KWP	0.075	8.780	Oversupply
8/19/2021 6:44	12:08	17-2	5.749349	0.750	System Constraint
8/19/2021 7:17	0:17	BS250	Data is not available	Data is not available	Oversupply
8/19/2021 7:17	0:02	SSA2	0.005	0.006	Oversupply
8/19/2021 7:17	0:02	SSA3	0.017	0.007	Oversupply
8/19/2021 7:18	0:08	KWP	0.134162	16.991	Oversupply
8/19/2021 7:19	0:12	SSA2	0.032	0.002	Oversupply
8/19/2021 7:19	0:18	SSA3	0.176540	0.000	Oversupply
8/19/2021 7:27	0:01	KWP	0.010	17.326	Oversupply
8/19/2021 7:29	0:03	KWP	0.036263	17.436	Oversupply
8/19/2021 7:31	0:02	SSA2	0.015	0.014	Oversupply
8/19/2021 7:33	0:05	KWP	0.057336	17.156	Oversupply
8/19/2021 7:33	0:02	SSA2	0.015	0.001	Oversupply
8/19/2021 7:35	0:02	SSA2	0.015	0.074	Oversupply
8/19/2021 7:39	0:02	BS250	Data is not available	Data is not available	Oversupply
8/19/2021 7:39	0:01	KWP	0.009670	15.165	System Constraint
8/19/2021 7:39	0:03	KWP	0.018	16.864	Oversupply
8/19/2021 7:39	0:02	SSA2	0.015	0.004	Oversupply
8/19/2021 7:39	0:04	SSA3	0.048624	0.001	Oversupply
8/19/2021 7:41	0:01	KWP	0.002	14.110	System Constraint
8/19/2021 7:41	0:02	SSA2	0.015	0.111	Oversupply
8/19/2021 7:43	0:03	KWP	0.043	16.834	Oversupply
8/19/2021 7:43	0:02	SSA2	0.008932	0.020	Oversupply
8/19/2021 7:43	0:02	SSA3	0.024	0.001	Oversupply
8/19/2021 7:44	0:02	BS250	Data is not available	Data is not available	Oversupply
8/19/2021 7:46	0:01	KWP	0.002	9.837	System Constraint
8/19/2021 7:48	0:01	KWP	0.001	6.620	System Constraint
8/19/2021 7:55	0:03	KWP	0.005	3.086	System Constraint
8/19/2021 8:02	0:01	KWP	0.002	3.086	System Constraint
8/19/2021 8:04	0:01	KWP	0.001	2.927	System Constraint
8/19/2021 8:14	0:01	KWP	0.001	2.716	System Constraint
8/19/2021 8:24	0:10	BS250	Data is not available	Data is not available	Oversupply
8/19/2021 8:24	0:12	SSA2	0.143	0.114	Oversupply
8/19/2021 8:24	0:12	SSA3	0.251	0.207	Oversupply
8/19/2021 8:27	0:01	AWE	0.009	19.500	Oversupply
8/19/2021 8:35	0:01	BS250	Data is not available	Data is not available	Oversupply
8/19/2021 8:36	0:02	SSA2	0.029443	0.078	Oversupply
8/19/2021 8:36	0:02	SSA3	0.048	-0.001	Oversupply
8/19/2021 8:37	0:01	KWP	0.002	17.714	Oversupply
8/19/2021 8:38	0:02	SSA2	0.030	0.665	Oversupply
8/19/2021 8:38	0:02	SSA3	0.047555	0.197	Oversupply
8/19/2021 8:39	0:01	KWP	0.002	5.881	System Constraint
8/19/2021 8:41	0:03	AWE	0.073192	19.800	System Constraint
8/19/2021 8:43	0:59	BS250	Data is not available	Data is not available	Oversupply
8/19/2021 8:44	0:58	KWP	14.587	17.714	System Constraint
8/19/2021 8:44	0:58	SSA2	1.340522	0.015	Oversupply
8/19/2021 8:44	0:59	SSA3	1.820	0.019	Oversupply
8/19/2021 8:52	0:32	AWE	3.181573	20.200	Oversupply
8/19/2021 9:28	0:11	AWE	0.305	20.300	Oversupply
8/19/2021 9:42	0:02	SSA2	0.064745	0.129	Oversupply
8/19/2021 9:42	0:02	SSA3	0.069	0.568	Oversupply
8/19/2021 9:44	6:08	BS250	Data is not available	Data is not available	Oversupply
8/19/2021 9:44	3:14	KWP	51.871	19.210	Oversupply
8/19/2021 9:44	6:09	SSA2	16.382467	0.002	Oversupply
8/19/2021 9:44	3:14	SSA3	7.452	0.014	Oversupply
8/19/2021 11:04	0:02	AWE	0.021416	19.100	Oversupply
8/19/2021 11:08	0:01	AWE	0.008	18.900	Oversupply
8/19/2021 11:13	0:04	AWE	0.059982	18.600	Oversupply
8/19/2021 11:18	0:03	AWE	0.047	19.200	Oversupply
8/19/2021 11:24	0:04	AWE	0.068982	20.000	Oversupply
8/19/2021 11:30	1:11	AWE	3.145	20.100	Oversupply
8/19/2021 12:44	0:01	AWE	0.002847	19.400	Oversupply
8/19/2021 12:51	0:02	AWE	0.021	20.000	Oversupply
8/19/2021 12:58	2:53	SSA3	6.269	0.013	Oversupply
8/19/2021 12:59	2:53	KWP	30.297626	19.211	Oversupply



Maui Curtailment Report

August 2021

Start Date and Time	Duration (minutes)	IPP Curtailed	Estimated Curtailed MWH	Peak MW Curtailed	Reasons for Curtailment
8/19/2021 15:52	0:02	SSA3	0.052	0.116	Oversupply
8/19/2021 15:53	0:02	SSA2	0.072	0.354	Oversupply
8/19/2021 15:54	0:02	SSA3	0.052	0.884	Oversupply
8/19/2021 15:55	0:02	SSA2	0.071416	0.955	Oversupply
8/19/2021 15:56	0:02	SSA3	0.052	0.937	Oversupply
8/19/2021 15:57	0:02	SSA2	0.072012	0.635	Oversupply
8/19/2021 15:58	0:02	SSA3	0.047	0.500	Oversupply
8/19/2021 15:59	0:02	SSA2	0.034	0.159	Oversupply
8/19/2021 16:00	0:02	SSA3	0.011817	0.297	Oversupply
8/19/2021 16:01	0:02	SSA2	0.019	1.347	Oversupply
8/19/2021 16:02	0:02	SSA3	0.011817	1.206	Oversupply
8/19/2021 16:03	0:02	SSA2	0.019	1.782	Oversupply
8/19/2021 16:04	0:02	SSA3	0.011719	1.412	Oversupply
8/19/2021 16:05	0:02	SSA2	0.019	1.237	Oversupply
8/19/2021 16:06	0:02	SSA3	0.011817	1.179	Oversupply
8/19/2021 16:07	0:02	SSA2	0.019	1.103	Oversupply
8/19/2021 16:08	0:02	SSA3	0.011817	0.710	Oversupply
8/19/2021 16:09	0:02	SSA2	0.019	1.666	Oversupply
8/19/2021 22:52	0:02	KWP II	0.038398	19.211	Oversupply
8/20/2021 1:27	0:03	KWP II	0.034	19.209	Oversupply
8/20/2021 6:39	11:54	17-2	4.735832	0.750	System Constraint
8/20/2021 7:58	0:02	SSA2	0.003	0.621	Oversupply
8/20/2021 7:58	0:02	SSA3	-0.000137	0.277	Oversupply
8/20/2021 8:00	0:02	SSA2	0.003	0.172	Oversupply
8/20/2021 8:24	0:02	SSA2	0.002166	1.027	Oversupply
8/20/2021 8:32	0:02	SSA2	0.026	0.863	Oversupply
8/20/2021 8:33	0:02	SSA3	0.038	0.231	Oversupply
8/20/2021 8:34	0:02	SSA2	0.026	0.138	Oversupply
8/20/2021 8:35	0:01	BS250	Data is not available	Data is not available	Oversupply
8/20/2021 8:35	0:02	SSA3	0.039	0.002	Oversupply
8/20/2021 8:36	0:02	SSA2	0.026	0.807	Oversupply
8/20/2021 8:37	0:02	SSA3	0.038	0.122	Oversupply
8/20/2021 8:39	0:02	SSA3	0.039	0.127	Oversupply
8/20/2021 8:40	0:02	SSA2	0.026	0.219	Oversupply
8/20/2021 8:41	3:48	BS250	Data is not available	Data is not available	Oversupply
8/20/2021 8:41	0:02	SSA3	0.039	0.701	Oversupply
8/20/2021 8:42	3:47	KWP II	45.989	20.697	Oversupply
8/20/2021 8:42	3:24	SSA2	7.849	0.007	Oversupply
8/20/2021 8:43	3:46	SSA3	8.194	0.000	Oversupply
8/20/2021 11:01	0:01	AWE	0.008	19.700	Oversupply
8/20/2021 11:13	0:01	KWP	0.001	4.879	System Constraint
8/20/2021 11:15	0:01	KWP	0.006	1.978	System Constraint
8/20/2021 11:17	0:01	KWP	0.000	0.026	System Constraint
8/20/2021 11:19	0:01	KWP	0.000	0.026	System Constraint
8/20/2021 11:30	0:30	AWE	1.409	21.000	Oversupply
8/20/2021 12:06	0:22	SSA2	1.033	0.001	Oversupply
8/20/2021 12:12	0:04	AWE	0.115	20.800	Oversupply
8/20/2021 12:17	0:06	AWE	0.140394	18.900	Oversupply
8/20/2021 12:28	0:02	SSA2	0.092	0.002	Oversupply
8/20/2021 12:29	0:02	SSA3	0.090	0.152	Oversupply
8/20/2021 12:30	1:55	SSA2	5.354	1.935	Oversupply
8/20/2021 12:31	1:53	BS250	Data is not available	Data is not available	Oversupply
8/20/2021 12:31	1:54	KWP II	15.969345	20.647	Oversupply
8/20/2021 12:31	1:53	SSA3	5.191	0.031	Oversupply
8/20/2021 14:24	0:02	SSA3	0.082	0.122	Oversupply
8/20/2021 14:25	0:02	SSA2	0.082	1.485	Oversupply
8/20/2021 14:26	0:02	SSA3	0.083710	0.376	Oversupply
8/20/2021 14:27	0:02	SSA2	0.081	1.151	Oversupply
8/20/2021 14:28	0:02	SSA3	0.072	0.531	Oversupply
8/20/2021 14:29	0:02	SSA2	0.066375	0.086	Oversupply
8/20/2021 14:30	0:02	SSA3	0.055	0.896	Oversupply
8/20/2021 14:31	0:02	SSA2	0.059	0.167	Oversupply
8/20/2021 14:32	0:02	SSA3	0.053	0.149	Oversupply
8/20/2021 14:33	0:01	BS250	Data is not available	Data is not available	Oversupply
8/20/2021 14:33	0:02	SSA2	0.058819	0.226	Oversupply
8/20/2021 14:34	0:02	SSA3	0.053	0.088	Oversupply
8/20/2021 14:35	0:02	SSA2	0.058819	0.201	Oversupply
8/20/2021 14:36	0:02	SSA3	0.053	0.233	Oversupply
8/20/2021 14:37	0:02	SSA2	0.058	0.522	Oversupply
8/20/2021 14:38	0:02	SSA3	0.053884	2.692	Oversupply
8/20/2021 14:39	0:02	SSA2	0.059	2.501	Oversupply
8/20/2021 14:40	0:02	SSA3	0.053443	0.162	Oversupply
8/20/2021 14:41	0:02	SSA2	0.059	1.070	Oversupply



Maui Curtailment Report

August 2021

Start Date and Time	Duration (minutes)	IPP Curtailed	Estimated Curtailed MWH	Peak MW Curtailed	Reasons for Curtailment
8/20/2021 14:42	0:02	SSA3	0.053443	2.003	Oversupply
8/20/2021 14:43	0:02	SSA2	0.056	1.996	Oversupply
8/20/2021 14:44	0:02	SSA3	0.031	0.873	Oversupply
8/20/2021 14:45	0:02	SSA2	0.044031	1.319	Oversupply
8/20/2021 14:46	0:02	SSA3	0.032	1.708	Oversupply
8/20/2021 14:51	0:02	SSA3	0.032132	2.787	Oversupply
8/20/2021 14:53	0:02	SSA3	0.032	2.797	Oversupply
8/20/2021 14:53	0:02	SSA2	0.044031	2.039	Oversupply
8/20/2021 14:55	0:02	SSA3	0.033	0.386	Oversupply
8/20/2021 14:55	0:02	SSA2	0.043667	1.618	Oversupply
8/20/2021 14:57	0:02	SSA3	0.032	1.487	Oversupply
8/20/2021 14:57	0:02	SSA2	0.044	0.747	Oversupply
8/20/2021 14:59	0:02	SSA3	0.026	0.240	Oversupply
8/20/2021 14:59	0:02	SSA2	0.030233	0.252	Oversupply
8/20/2021 15:00	0:01	KWP11	0.002	19.542	Oversupply
8/20/2021 15:01	0:02	SSA3	0.008127	1.776	Oversupply
8/20/2021 15:01	0:02	SSA2	0.027	1.346	Oversupply
8/20/2021 15:03	0:02	SSA2	0.026333	2.608	Oversupply
8/20/2021 15:05	0:02	SSA3	0.008	2.701	Oversupply
8/20/2021 15:05	0:02	SSA2	0.027	2.027	Oversupply
8/20/2021 15:13	0:02	SSA3	0.006927	2.611	Oversupply
8/20/2021 19:05	0:01	AWE	0.003	0.200	Oversupply
8/20/2021 23:19	0:02	KWP11	0.007	20.708	Oversupply
8/21/2021 6:45	12:03	17-2	5.437032	0.750	System Constraint
8/21/2021 8:42	0:02	SSA3	0.007	1.650	Oversupply
8/21/2021 8:43	0:02	SSA2	0.006	0.013	Oversupply
8/21/2021 8:44	0:01	BS250	Data is not available	Data is not available	Oversupply
8/21/2021 8:44	0:15	KWP11	0.496	19.168	Oversupply
8/21/2021 8:44	0:02	SSA3	0.042	0.030	Oversupply
8/21/2021 8:45	0:14	SSA2	0.077478	0.004	Oversupply
8/21/2021 8:46	0:13	BS250	Data is not available	Data is not available	Oversupply
8/21/2021 8:46	0:10	SSA3	0.284	0.010	Oversupply
8/21/2021 8:56	0:02	SSA3	0.056709	-0.001	Oversupply
8/21/2021 8:58	0:02	SSA3	0.035	0.003	Oversupply
8/21/2021 9:00	0:02	SSA2	-0.001	0.211	Oversupply
8/21/2021 9:51	0:02	SSA3	0.001	2.534	Oversupply
8/21/2021 9:53	0:02	SSA3	0.001	2.497	Oversupply
8/21/2021 9:55	0:02	SSA3	0.001	0.175	Oversupply
8/21/2021 9:57	0:02	SSA3	0.000944	1.963	Oversupply
8/21/2021 10:03	0:02	SSA3	0.014	2.578	Oversupply
8/21/2021 10:04	0:02	SSA2	0.000049	1.142	Oversupply
8/21/2021 10:05	0:02	SSA3	0.014	0.050	Oversupply
8/21/2021 10:06	0:02	SSA2	0.000	0.531	Oversupply
8/21/2021 10:07	0:02	SSA3	0.013663	2.325	Oversupply
8/21/2021 10:09	0:02	SSA3	0.014	2.737	Oversupply
8/21/2021 10:10	0:02	SSA2	0.000	0.541	Oversupply
8/21/2021 10:43	0:02	SSA3	0.010	2.455	Oversupply
8/21/2021 10:44	0:02	SSA2	0.001	1.721	Oversupply
8/21/2021 10:45	0:02	SSA3	0.007	1.181	Oversupply
8/21/2021 10:46	0:02	SSA2	0.008460	0.618	Oversupply
8/21/2021 10:49	0:02	SSA3	0.007	1.108	Oversupply
8/21/2021 10:50	0:02	SSA2	0.008390	1.664	Oversupply
8/21/2021 11:08	0:02	SSA2	0.008	1.477	Oversupply
8/21/2021 11:10	0:01	BS250	Data is not available	Data is not available	Oversupply
8/21/2021 11:10	0:02	SSA3	0.002	0.964	Oversupply
8/21/2021 11:10	0:02	SSA2	0.008	0.034	Oversupply
8/21/2021 11:12	0:02	SSA3	0.001655	0.139	Oversupply
8/21/2021 11:12	0:02	SSA2	0.008	0.707	Oversupply
8/21/2021 11:14	0:02	SSA2	0.020975	1.372	Oversupply
8/21/2021 11:16	0:02	SSA3	0.015	0.753	Oversupply
8/21/2021 11:16	0:04	SSA2	0.074	0.271	Oversupply
8/21/2021 11:17	0:04	BS250	Data is not available	Data is not available	Oversupply
8/21/2021 11:17	0:04	KWP11	0.050269	18.648	Oversupply
8/21/2021 11:18	0:06	SSA3	0.044	0.019	Oversupply
8/21/2021 11:20	0:02	SSA2	0.037133	0.005	Oversupply
8/21/2021 11:22	0:01	BS250	Data is not available	Data is not available	Oversupply
8/21/2021 11:22	0:01	KWP11	0.002019	18.071	Oversupply
8/21/2021 11:22	0:02	SSA2	0.037	0.008	Oversupply
8/21/2021 11:24	0:02	SSA3	0.014693	0.417	Oversupply
8/21/2021 11:24	0:02	SSA2	0.037	0.946	Oversupply
8/21/2021 11:26	0:02	SSA3	0.014816	0.745	Oversupply
8/21/2021 11:26	0:02	SSA2	0.037	3.029	Oversupply
8/21/2021 11:32	0:02	SSA2	0.018727	1.554	Oversupply



Maui Curtailment Report

August 2021

Start Date and Time	Duration (minutes)	IPP Curtailed	Estimated Curtailed MWH	Peak MW Curtailed	Reasons for Curtailment
8/21/2021 11:34	0:02	SSA3	0.034	0.759	Oversupply
8/21/2021 11:38	0:02	SSA3	0.033889	1.748	Oversupply
8/21/2021 11:38	0:02	SSA2	0.019	1.435	Oversupply
8/21/2021 11:40	0:01	BS250	Data is not available	Data is not available	Oversupply
8/21/2021 11:40	0:06	SSA3	0.104	0.020	Oversupply
8/21/2021 11:40	0:06	SSA2	0.109	0.005	Oversupply
8/21/2021 11:41	0:01	KWPPII	0.006962	18.731	Oversupply
8/21/2021 11:43	0:02	BS250	Data is not available	Data is not available	Oversupply
8/21/2021 11:43	0:03	KWPPII	0.032	18.223	Oversupply
8/21/2021 11:46	0:02	SSA3	0.075667	0.415	Oversupply
8/21/2021 11:47	0:04	SSA2	0.144	0.568	Oversupply
8/21/2021 11:48	0:02	SSA3	0.076	1.047	Oversupply
8/21/2021 11:50	0:02	SSA3	0.076297	0.527	Oversupply
8/21/2021 11:51	0:01	BS250	Data is not available	Data is not available	Oversupply
8/21/2021 11:51	0:02	SSA2	0.072151	0.094	Oversupply
8/21/2021 11:52	0:02	SSA3	0.076	0.497	Oversupply
8/21/2021 11:53	0:02	SSA2	0.071554	0.162	Oversupply
8/21/2021 11:54	0:02	SSA3	0.076	0.686	Oversupply
8/21/2021 11:55	0:02	SSA2	0.072151	0.696	Oversupply
8/21/2021 11:56	0:02	SSA3	0.076	0.429	Oversupply
8/21/2021 11:57	0:02	SSA2	0.072151	0.341	Oversupply
8/21/2021 11:58	0:02	SSA3	0.079	0.594	Oversupply
8/21/2021 11:59	0:02	SSA2	0.073754	0.804	Oversupply
8/21/2021 12:02	0:02	SSA3	0.070	0.190	Oversupply
8/21/2021 12:03	0:01	BS250	Data is not available	Data is not available	Oversupply
8/21/2021 12:03	0:02	SSA2	0.061	1.843	Oversupply
8/21/2021 12:04	0:02	SSA3	0.069667	0.836	Oversupply
8/21/2021 12:05	0:02	SSA2	0.061	0.067	Oversupply
8/21/2021 12:06	0:18	SSA3	0.520801	0.027	Oversupply
8/21/2021 12:07	0:18	BS250	Data is not available	Data is not available	Oversupply
8/21/2021 12:07	0:18	KWPPII	0.874521	18.170	Oversupply
8/21/2021 12:07	0:18	SSA2	0.602	0.006	Oversupply
8/21/2021 12:24	0:02	SSA3	0.041	0.020	Oversupply
8/21/2021 12:25	0:02	SSA2	0.071	0.019	Oversupply
8/21/2021 12:26	0:02	SSA3	0.041141	0.230	Oversupply
8/21/2021 12:27	0:02	SSA2	0.072	0.343	Oversupply
8/21/2021 12:29	1:46	BS250	Data is not available	Data is not available	Oversupply
8/21/2021 12:29	0:02	SSA3	0.044	0.699	Oversupply
8/21/2021 12:29	1:47	SSA2	4.913794	0.692	Oversupply
8/21/2021 12:30	1:46	KWPPII	12.148	18.851	Oversupply
8/21/2021 12:31	1:45	SSA3	4.363	-0.003	Oversupply
8/21/2021 14:15	0:02	SSA3	0.027	0.200	Oversupply
8/21/2021 14:15	0:02	SSA2	0.034333	0.206	Oversupply
8/21/2021 14:17	0:02	SSA3	0.027	1.666	Oversupply
8/21/2021 14:17	0:02	SSA2	0.034619	1.777	Oversupply
8/21/2021 14:19	0:02	SSA3	0.027	0.106	Oversupply
8/21/2021 14:20	0:02	SSA2	0.035	0.229	Oversupply
8/21/2021 14:21	0:02	SSA3	0.026953	1.327	Oversupply
8/21/2021 14:22	0:02	SSA2	0.035	2.149	Oversupply
8/21/2021 14:24	0:02	SSA3	0.027	2.226	Oversupply
8/21/2021 14:24	0:02	SSA2	0.035	2.239	Oversupply
8/22/2021 2:57	0:07	KWPPII	0.083950	18.885	Oversupply
8/22/2021 3:07	0:04	KWPPII	0.050	18.949	Oversupply
8/22/2021 3:15	0:12	KWPPII	0.293079	18.338	Oversupply
8/22/2021 6:52	11:15	17-2	3.869	0.750	System Constraint
8/22/2021 9:34	0:02	SSA2	0.037829	2.075	Oversupply
8/22/2021 9:35	0:02	SSA3	0.038	2.226	Oversupply
8/22/2021 9:36	0:02	SSA2	0.037829	2.070	Oversupply
8/22/2021 9:37	0:02	SSA3	0.038	0.816	Oversupply
8/22/2021 9:38	0:02	SSA2	0.037516	0.089	Oversupply
8/22/2021 9:39	0:10	BS250	Data is not available	Data is not available	Oversupply
8/22/2021 9:39	0:22	SSA3	0.662465	0.022	Oversupply
8/22/2021 9:40	0:14	SSA2	0.434	-0.003	Oversupply
8/22/2021 9:41	0:15	KWPPII	0.337442	17.508	Oversupply
8/22/2021 9:50	0:09	BS250	Data is not available	Data is not available	Oversupply
8/22/2021 9:54	0:02	SSA2	0.073963	-0.003	Oversupply
8/22/2021 9:57	0:04	SSA2	0.124	-0.003	Oversupply
8/22/2021 9:57	0:03	KWPPII	0.035	17.360	Oversupply
8/22/2021 9:58	0:01	AWE	0.001667	0.100	Oversupply
8/22/2021 10:00	0:01	BS250	Data is not available	Data is not available	Oversupply
8/22/2021 10:01	0:02	SSA2	0.033621	0.172	Oversupply
8/22/2021 10:01	0:04	SSA3	0.076	0.135	Oversupply
8/22/2021 10:03	0:02	SSA2	0.033621	1.300	Oversupply



Maui Curtailment Report

August 2021

Start Date and Time	Duration (minutes)	IPP Curtailed	Estimated Curtailed MWH	Peak MW Curtailed	Reasons for Curtailment
8/22/2021 10:05	0:02	SSA2	0.034	1.687	Oversupply
8/22/2021 10:06	0:02	SSA3	0.037752	1.598	Oversupply
8/22/2021 10:07	0:02	SSA2	0.034	1.604	Oversupply
8/22/2021 10:08	0:02	SSA3	0.038	0.200	Oversupply
8/22/2021 10:09	0:01	AWE	0.001667	0.100	Oversupply
8/22/2021 10:09	0:02	SSA2	0.033	1.050	Oversupply
8/22/2021 10:10	0:02	SSA3	0.038	1.006	Oversupply
8/22/2021 10:14	0:02	SSA3	0.029929	2.437	Oversupply
8/22/2021 10:15	0:04	SSA2	0.058	0.564	Oversupply
8/22/2021 10:16	0:02	SSA3	0.027228	0.995	Oversupply
8/22/2021 10:18	0:02	SSA3	0.027	1.875	Oversupply
8/22/2021 10:19	0:02	SSA2	0.029	0.752	Oversupply
8/22/2021 10:20	0:02	SSA3	0.027	0.624	Oversupply
8/22/2021 10:21	0:02	SSA2	0.028887	0.519	Oversupply
8/22/2021 10:22	0:02	SSA3	0.027	0.695	Oversupply
8/22/2021 10:23	0:02	SSA2	0.028887	1.798	Oversupply
8/22/2021 10:24	0:02	SSA3	0.027	2.333	Oversupply
8/22/2021 10:25	0:02	SSA2	0.028648	1.785	Oversupply
8/22/2021 10:26	0:02	SSA3	0.027	0.606	Oversupply
8/22/2021 10:32	0:02	SSA3	0.035571	2.875	Oversupply
8/22/2021 10:33	0:02	SSA2	0.022	0.033	Oversupply
8/22/2021 10:34	0:02	SSA3	0.035279	0.650	Oversupply
8/22/2021 10:35	0:02	SSA2	0.022	0.667	Oversupply
8/22/2021 10:36	0:02	SSA3	0.035279	0.655	Oversupply
8/22/2021 10:37	0:02	SSA2	0.022	1.335	Oversupply
8/22/2021 10:40	0:02	SSA3	0.035279	2.761	Oversupply
8/22/2021 10:41	0:02	SSA2	0.022	1.279	Oversupply
8/22/2021 10:42	0:02	SSA3	0.035279	1.994	Oversupply
8/22/2021 10:43	0:02	SSA2	0.021	0.166	Oversupply
8/22/2021 10:44	0:02	SSA3	0.032646	0.279	Oversupply
8/22/2021 10:45	0:02	SSA2	0.024	0.667	Oversupply
8/22/2021 10:46	0:02	SSA3	0.026	1.674	Oversupply
8/22/2021 10:48	0:02	SSA3	0.026	2.262	Oversupply
8/22/2021 10:50	0:02	SSA3	0.025972	1.539	Oversupply
8/22/2021 10:55	0:02	SSA2	0.024	2.407	Oversupply
8/22/2021 10:56	0:02	SSA3	0.026	0.194	Oversupply
8/22/2021 10:57	0:02	SSA2	0.024174	1.070	Oversupply
8/22/2021 10:58	0:02	SSA3	0.032	1.436	Oversupply
8/22/2021 10:59	0:02	SSA2	0.040	1.664	Oversupply
8/22/2021 11:00	0:02	SSA3	0.060674	1.947	Oversupply
8/22/2021 11:01	0:02	SSA2	0.064	2.012	Oversupply
8/22/2021 11:02	0:02	SSA3	0.060674	1.493	Oversupply
8/22/2021 11:03	0:02	SSA2	0.064	1.706	Oversupply
8/22/2021 11:04	0:02	SSA3	0.060172	0.646	Oversupply
8/22/2021 11:05	0:02	SSA2	0.063	1.091	Oversupply
8/22/2021 11:06	0:02	SSA3	0.061	0.912	Oversupply
8/22/2021 11:07	0:02	SSA2	0.064	0.450	Oversupply
8/22/2021 11:08	0:02	SSA3	0.061	0.520	Oversupply
8/22/2021 11:09	0:02	SSA2	0.064	0.420	Oversupply
8/22/2021 11:10	0:02	SSA3	0.061	1.752	Oversupply
8/22/2021 11:11	0:02	SSA2	0.063023	1.330	Oversupply
8/22/2021 11:12	0:02	SSA3	0.061	0.324	Oversupply
8/22/2021 11:13	0:02	SSA2	0.056	0.851	Oversupply
8/22/2021 11:14	0:02	SSA3	0.030	0.893	Oversupply
8/22/2021 11:15	0:02	SSA2	0.026	1.706	Oversupply
8/22/2021 11:17	0:02	SSA2	0.026401	3.024	Oversupply
8/22/2021 11:18	0:02	SSA3	0.024	2.544	Oversupply
8/22/2021 11:21	0:02	SSA2	0.026	1.371	Oversupply
8/22/2021 11:22	0:02	SSA3	0.023864	0.175	Oversupply
8/22/2021 11:23	0:02	SSA2	0.026	0.298	Oversupply
8/22/2021 11:24	0:02	SSA3	0.024	1.530	Oversupply
8/22/2021 11:25	0:02	SSA2	0.026	1.628	Oversupply
8/22/2021 11:32	0:02	SSA3	0.025943	2.878	Oversupply
8/22/2021 11:33	0:02	SSA2	0.021	0.331	Oversupply
8/22/2021 11:34	0:02	SSA3	0.026	1.620	Oversupply
8/22/2021 11:35	0:02	SSA2	0.021	1.218	Oversupply
8/22/2021 11:36	0:02	SSA3	0.025943	2.179	Oversupply
8/22/2021 11:42	0:02	SSA3	0.026	3.193	Oversupply
8/22/2021 11:43	0:02	SSA2	0.028731	1.732	Oversupply
8/22/2021 11:44	0:02	SSA3	0.030	0.782	Oversupply
8/22/2021 11:46	0:02	SSA3	0.002268	2.355	Oversupply
8/22/2021 18:15	0:12	17-2	0.003	0.019	System Constraint
8/23/2021 7:01	10:53	17-2	1.496837	0.480	System Constraint



Maui Curtailment Report

August 2021

Start Date and Time	Duration (minutes)	IPP Curtailed	Estimated Curtailed MWH	Peak MW Curtailed	Reasons for Curtailment
8/23/2021 12:28	0:02	SSA3	-0.002	1.304	Oversupply
8/23/2021 13:39	0:02	SSA2	0.002099	1.587	Oversupply
8/23/2021 13:40	0:02	SSA3	0.013	2.150	Oversupply
8/23/2021 13:41	0:02	SSA2	0.002117	0.138	Oversupply
8/23/2021 13:42	0:02	SSA3	0.013	1.473	Oversupply
8/23/2021 13:43	0:02	SSA2	-0.007383	0.988	Oversupply
8/23/2021 13:44	0:02	SSA3	0.029	1.296	Oversupply
8/23/2021 13:45	0:02	SSA2	0.006091	0.854	Oversupply
8/23/2021 13:46	0:02	SSA3	0.026	1.937	Oversupply
8/23/2021 13:47	0:02	SSA2	0.006091	1.075	Oversupply
8/23/2021 18:10	0:05	17-2	0.002	0.022	System Constraint
8/23/2021 18:45	0:01	KWP11	0.001	0.087	Oversupply
8/24/2021 2:40	0:24	KWP11	4.717815	16.908	Oversupply
8/24/2021 2:49	0:09	AWE	0.082	20.700	Oversupply
8/24/2021 3:05	2:22	KWP11	19.784999	17.655	Oversupply
8/24/2021 6:49	11:52	17-2	4.406	0.750	System Constraint
8/24/2021 7:30	0:02	SSA3	0.003310	0.200	Oversupply
8/24/2021 7:33	0:02	SSA2	0.012	0.303	Oversupply
8/24/2021 7:34	0:02	SSA3	0.003310	0.128	Oversupply
8/24/2021 7:35	0:02	SSA2	0.012	0.079	Oversupply
8/24/2021 7:36	0:02	SSA3	0.003283	0.090	Oversupply
8/24/2021 7:37	0:02	SSA2	0.012	0.032	Oversupply
8/24/2021 7:38	0:02	SSA3	0.003283	-0.005	Oversupply
8/24/2021 7:42	0:02	SSA3	0.003	0.265	Oversupply
8/24/2021 7:43	0:02	SSA2	0.010147	0.038	Oversupply
8/24/2021 7:44	0:07	BS250	Data is not available	Data is not available	Oversupply
8/24/2021 7:44	0:08	SSA3	0.019	0.002	Oversupply
8/24/2021 7:45	0:07	KWP11	0.125667	17.710	Oversupply
8/24/2021 7:45	0:06	SSA2	0.034	0.000	Oversupply
8/24/2021 7:51	0:02	SSA2	0.011315	0.189	Oversupply
8/24/2021 7:53	0:02	SSA2	0.011	0.620	Oversupply
8/24/2021 7:54	0:02	SSA3	0.005593	0.140	Oversupply
8/24/2021 8:36	0:02	SSA3	-0.001	0.569	Oversupply
8/24/2021 8:56	0:02	SSA2	0.008	1.137	Oversupply
8/24/2021 8:57	0:02	SSA3	0.003451	0.461	Oversupply
8/24/2021 8:58	0:02	SSA2	0.012	0.254	Oversupply
8/24/2021 8:59	0:02	SSA3	0.008013	0.049	Oversupply
8/24/2021 9:00	0:02	SSA2	0.039	0.336	Oversupply
8/24/2021 9:01	0:02	SSA3	0.020	0.447	Oversupply
8/24/2021 9:02	0:02	SSA2	0.038723	1.602	Oversupply
8/24/2021 9:03	0:02	SSA3	0.019	0.598	Oversupply
8/24/2021 9:04	0:02	SSA2	0.039369	0.392	Oversupply
8/24/2021 9:05	0:01	BS250	Data is not available	Data is not available	Oversupply
8/24/2021 9:05	0:01	KWP11	0.005631	17.475	Oversupply
8/24/2021 9:05	0:02	SSA3	0.019	0.091	Oversupply
8/24/2021 9:06	0:02	SSA2	0.039	0.319	Oversupply
8/24/2021 9:07	0:02	SSA3	0.019255	0.347	Oversupply
8/24/2021 9:08	0:02	SSA2	0.039	1.012	Oversupply
8/24/2021 9:09	0:02	SSA3	0.019416	0.277	Oversupply
8/24/2021 9:10	0:02	SSA2	0.039	1.064	Oversupply
8/24/2021 9:11	0:02	SSA3	0.019416	0.348	Oversupply
8/24/2021 9:12	0:14	SSA2	0.284	0.077	Oversupply
8/24/2021 9:13	0:14	BS250	Data is not available	Data is not available	Oversupply
8/24/2021 9:13	0:03	KWP11	0.056	17.668	Oversupply
8/24/2021 9:13	0:14	SSA3	0.184023	0.017	Oversupply
8/24/2021 9:17	0:09	KWP11	0.194	17.654	Oversupply
8/24/2021 9:26	0:42	SSA2	1.112	0.025	Oversupply
8/24/2021 9:27	0:42	KWP11	3.599939	17.714	Oversupply
8/24/2021 9:27	0:02	SSA3	0.027	0.011	Oversupply
8/24/2021 9:28	0:41	BS250	Data is not available	Data is not available	Oversupply
8/24/2021 9:29	0:40	SSA3	0.722	0.001	Oversupply
8/24/2021 10:08	0:02	SSA2	0.032	0.274	Oversupply
8/24/2021 10:09	0:02	SSA3	0.034868	0.231	Oversupply
8/24/2021 10:10	0:02	SSA2	0.033	0.648	Oversupply
8/24/2021 10:21	0:02	SSA3	0.045	1.790	Oversupply
8/24/2021 10:23	0:02	SSA2	0.018984	0.169	Oversupply
8/24/2021 10:23	5:03	SSA3	11.132	0.114	Oversupply
8/24/2021 10:24	0:29	BS250	Data is not available	Data is not available	Oversupply
8/24/2021 10:25	3:48	SSA2	9.311	0.035	Oversupply
8/24/2021 10:26	3:47	KWP11	48.939002	17.714	Oversupply
8/24/2021 10:54	3:19	BS250	Data is not available	Data is not available	Oversupply
8/24/2021 11:41	0:23	AWE	0.827955	21.000	Oversupply
8/24/2021 12:06	0:08	AWE	0.155	21.000	Oversupply



Maui Curtailment Report

August 2021

Start Date and Time	Duration (minutes)	IPP Curtailed	Estimated Curtailed MWH	Peak MW Curtailed	Reasons for Curtailment
8/24/2021 12:55	0:01	AWE	0.008152	20.800	Oversupply
8/24/2021 12:58	0:01	AWE	0.006	20.700	Oversupply
8/24/2021 13:01	0:09	AWE	0.217857	21.000	Oversupply
8/24/2021 13:12	0:01	AWE	0.003	21.000	Oversupply
8/24/2021 13:20	0:02	AWE	0.033	21.000	Oversupply
8/24/2021 13:24	0:08	AWE	0.243	21.000	Oversupply
8/24/2021 13:57	0:08	AWE	0.142401	21.000	Oversupply
8/24/2021 14:12	0:02	SSA2	0.095	0.052	Oversupply
8/24/2021 14:14	1:13	BS250	Data is not available	Data is not available	Oversupply
8/24/2021 14:14	1:10	SSA2	3.333	0.015	Oversupply
8/24/2021 14:15	1:12	KWP/II	10.394	17.714	Oversupply
8/24/2021 15:25	0:02	SSA2	0.089867	0.001	Oversupply
8/24/2021 15:26	0:02	SSA3	0.065	0.063	Oversupply
8/24/2021 15:27	0:02	SSA2	0.089867	0.151	Oversupply
8/24/2021 15:28	0:02	SSA3	0.067	0.618	Oversupply
8/24/2021 15:29	0:02	SSA2	0.090035	1.065	Oversupply
8/24/2021 15:31	0:02	SSA3	0.035	0.433	Oversupply
8/24/2021 15:31	0:02	SSA2	0.088146	0.074	Oversupply
8/24/2021 15:33	0:02	SSA3	0.035	0.366	Oversupply
8/24/2021 15:33	0:02	SSA2	0.088146	0.330	Oversupply
8/24/2021 15:35	0:10	BS250	Data is not available	Data is not available	Oversupply
8/24/2021 15:35	0:10	SSA3	0.171	0.010	Oversupply
8/24/2021 15:35	0:10	SSA2	0.431	0.020	Oversupply
8/24/2021 15:36	0:10	KWP/II	0.464	17.714	Oversupply
8/24/2021 15:45	0:02	SSA3	0.027509	0.001	Oversupply
8/24/2021 15:45	0:02	SSA2	0.045	0.047	Oversupply
8/24/2021 15:47	0:02	SSA3	0.027738	0.196	Oversupply
8/24/2021 15:47	0:02	SSA2	0.045	0.156	Oversupply
8/24/2021 15:49	0:02	SSA3	0.028196	0.580	Oversupply
8/24/2021 15:49	0:02	SSA2	0.045	0.533	Oversupply
8/24/2021 15:51	0:02	SSA3	0.028426	1.022	Oversupply
8/24/2021 15:51	0:02	SSA2	0.044	0.416	Oversupply
8/24/2021 15:53	0:02	SSA3	0.028	0.822	Oversupply
8/24/2021 15:53	0:02	SSA2	0.045	1.107	Oversupply
8/24/2021 15:55	0:02	SSA3	0.028	1.366	Oversupply
8/24/2021 15:55	0:02	SSA2	0.045	1.598	Oversupply
8/24/2021 15:57	0:02	SSA3	0.027738	1.617	Oversupply
8/24/2021 15:57	0:02	SSA2	0.044	2.082	Oversupply
8/24/2021 16:07	0:02	SSA3	0.003	1.835	Oversupply
8/24/2021 16:07	0:02	SSA2	0.013	2.331	Oversupply
8/24/2021 16:09	0:02	SSA3	0.003	0.857	Oversupply
8/24/2021 16:09	0:02	SSA2	0.013	0.354	Oversupply
8/24/2021 16:11	0:02	SSA3	0.003	1.473	Oversupply
8/24/2021 16:11	0:02	SSA2	0.013	1.707	Oversupply
8/24/2021 16:13	0:02	SSA3	0.002442	1.616	Oversupply
8/24/2021 16:13	0:02	SSA2	0.010	1.604	Oversupply
8/25/2021 1:03	0:01	KWP/II	0.001	17.714	Oversupply
8/25/2021 1:07	1:18	KWP/II	12.096332	17.714	Oversupply
8/25/2021 2:28	3:12	KWP/II	28.066	17.714	Oversupply
8/25/2021 6:48	11:58	17-2	5.519533	0.750	System Constraint
8/25/2021 7:44	0:02	SSA2	0.005	0.431	Oversupply
8/25/2021 7:44	0:02	SSA3	0.006655	0.859	Oversupply
8/25/2021 7:48	0:02	SSA2	0.012	0.225	Oversupply
8/25/2021 7:48	0:04	SSA3	0.029541	0.163	Oversupply
8/25/2021 7:49	0:04	BS250	Data is not available	Data is not available	Oversupply
8/25/2021 7:50	0:04	SSA2	0.023973	-0.004	Oversupply
8/25/2021 7:51	0:02	KWP/II	0.020	17.714	Oversupply
8/25/2021 8:31	0:02	SSA3	0.034112	1.528	Oversupply
8/25/2021 8:35	0:02	SSA3	0.034	1.581	Oversupply
8/25/2021 8:36	0:02	SSA2	0.029221	0.686	Oversupply
8/25/2021 8:37	0:02	SSA3	0.034	0.252	Oversupply
8/25/2021 8:38	4:48	BS250	Data is not available	Data is not available	Oversupply
8/25/2021 8:38	4:49	SSA2	11.410	0.005	Oversupply
8/25/2021 8:39	4:48	KWP/II	73.009	17.714	Oversupply
8/25/2021 8:39	4:47	SSA3	11.779	0.001	Oversupply
8/25/2021 9:57	0:03	AWE	0.011870	21.000	Oversupply
8/25/2021 10:02	0:03	AWE	0.040	21.000	Oversupply
8/25/2021 10:07	0:01	AWE	0.005240	21.000	Oversupply
8/25/2021 10:16	0:01	AWE	0.003	21.000	Oversupply
8/25/2021 10:26	2:50	AWE	10.110437	21.000	Oversupply
8/25/2021 13:21	0:01	AWE	0.002	20.900	Oversupply
8/25/2021 13:26	0:02	SSA3	0.080308	0.010	Oversupply
8/25/2021 13:27	0:02	SSA2	0.094	0.670	Oversupply



Maui Curtailment Report

August 2021

Start Date and Time	Duration (minutes)	IPP Curtailed	Estimated Curtailed MWH	Peak MW Curtailed	Reasons for Curtailment
8/25/2021 13:28	1:16	BS250	Data is not available	Data is not available	Oversupply
8/25/2021 13:28	1:17	SSA3	1.691	0.126	Oversupply
8/25/2021 13:29	1:15	KWPPII	7.599484	17.714	Oversupply
8/25/2021 13:29	1:14	SSA2	3.533	0.017	Oversupply
8/25/2021 14:43	0:02	SSA2	0.093542	0.277	Oversupply
8/25/2021 14:44	0:02	SSA3	0.028	0.244	Oversupply
8/25/2021 14:45	0:12	SSA2	0.569144	0.091	Oversupply
8/25/2021 14:46	0:13	BS250	Data is not available	Data is not available	Oversupply
8/25/2021 14:46	0:14	KWPPII	0.565220	17.712	Oversupply
8/25/2021 14:46	0:12	SSA3	0.326	0.020	Oversupply
8/25/2021 14:57	0:02	SSA2	0.095119	0.001	Oversupply
8/25/2021 14:58	0:02	SSA3	0.052	0.001	Oversupply
8/25/2021 14:59	0:02	SSA2	0.091	0.738	Oversupply
8/25/2021 15:00	0:02	SSA3	0.066154	0.251	Oversupply
8/25/2021 15:01	0:02	SSA2	0.091	1.011	Oversupply
8/25/2021 15:02	0:02	SSA3	0.066	0.841	Oversupply
8/25/2021 15:03	0:02	SSA2	0.090	0.345	Oversupply
8/25/2021 15:04	0:18	SSA3	0.486	0.011	Oversupply
8/25/2021 15:05	0:18	BS250	Data is not available	Data is not available	Oversupply
8/25/2021 15:05	0:18	SSA2	0.587361	0.007	Oversupply
8/25/2021 15:06	0:18	KWPPII	0.527	17.708	Oversupply
8/25/2021 15:23	0:02	SSA3	0.039	0.117	Oversupply
8/25/2021 15:24	0:02	SSA2	0.033	0.361	Oversupply
8/25/2021 15:25	0:02	SSA3	0.038792	0.728	Oversupply
8/25/2021 15:26	0:01	BS250	Data is not available	Data is not available	Oversupply
8/25/2021 15:26	0:02	SSA2	0.034	0.010	Oversupply
8/25/2021 15:27	0:02	SSA3	0.038	0.123	Oversupply
8/25/2021 15:28	0:02	SSA2	0.033	0.839	Oversupply
8/25/2021 15:29	0:02	SSA3	0.032408	1.395	Oversupply
8/25/2021 15:30	0:02	SSA2	0.071	1.039	Oversupply
8/25/2021 15:31	0:02	SSA3	0.049260	0.634	Oversupply
8/25/2021 15:32	0:02	SSA2	0.071	0.701	Oversupply
8/25/2021 15:33	0:02	SSA3	0.049	1.256	Oversupply
8/25/2021 15:34	0:02	SSA2	0.071	1.760	Oversupply
8/25/2021 15:35	0:02	SSA3	0.048856	1.823	Oversupply
8/25/2021 15:36	0:02	SSA2	0.071	1.610	Oversupply
8/25/2021 15:37	0:02	SSA3	0.049260	1.441	Oversupply
8/25/2021 15:38	0:02	SSA2	0.071	0.657	Oversupply
8/25/2021 15:39	0:09	BS250	Data is not available	Data is not available	Oversupply
8/25/2021 15:39	0:08	SSA3	0.151	0.013	Oversupply
8/25/2021 15:40	0:08	KWPPII	0.233704	16.192	Oversupply
8/25/2021 15:40	0:08	SSA2	0.202	0.006	Oversupply
8/25/2021 15:47	0:02	SSA3	0.006427	0.015	Oversupply
8/25/2021 15:48	0:02	SSA2	0.011	0.838	Oversupply
8/25/2021 15:56	0:02	SSA2	0.011	2.435	Oversupply
8/25/2021 22:09	0:24	KWPPII	1.383116	17.713	Oversupply
8/25/2021 22:34	0:01	KWPPII	0.002	17.709	Oversupply
8/25/2021 22:52	0:01	KWPPII	0.009	17.708	Oversupply
8/25/2021 23:33	1:17	KWPPII	8.317649	17.714	Oversupply
8/26/2021 1:02	2:24	KWPPII	30.777	17.714	Oversupply
8/26/2021 3:06	0:03	AWE	0.008386	21.000	Oversupply
8/26/2021 3:10	0:01	AWE	0.003	20.500	Oversupply
8/26/2021 3:17	0:01	AWE	0.000265	21.000	Oversupply
8/26/2021 3:19	0:02	AWE	0.012	21.000	Oversupply
8/26/2021 3:28	0:48	KWPPII	6.526691	17.714	Oversupply
8/26/2021 6:33	12:12	17-2	5.597	0.750	System Constraint
8/26/2021 6:53	0:02	SSA3	0.004	0.180	Oversupply
8/26/2021 6:55	0:01	KWPPII	0.000231	17.700	Oversupply
8/26/2021 7:11	0:18	SSA3	0.141	0.087	Oversupply
8/26/2021 7:12	0:16	BS250	Data is not available	Data is not available	Oversupply
8/26/2021 7:12	0:17	KWPPII	0.530033	17.572	Oversupply
8/26/2021 7:12	0:16	SSA2	0.063	0.003	Oversupply
8/26/2021 7:28	0:02	SSA2	0.006055	0.158	Oversupply
8/26/2021 7:51	0:02	SSA2	0.009	0.521	Oversupply
8/26/2021 7:56	0:16	SSA3	0.191	0.483	Oversupply
8/26/2021 7:57	0:15	BS250	Data is not available	Data is not available	Oversupply
8/26/2021 7:57	0:16	KWPPII	1.109098	17.519	Oversupply
8/26/2021 7:57	0:16	SSA2	0.159	0.007	Oversupply
8/26/2021 8:12	0:02	SSA3	0.028	0.172	Oversupply
8/26/2021 8:20	0:02	SSA3	0.027	1.381	Oversupply
8/26/2021 8:21	4:59	SSA2	9.222660	0.386	Oversupply
8/26/2021 8:22	4:58	BS250	Data is not available	Data is not available	Oversupply
8/26/2021 8:22	4:58	KWPPII	60.869348	19.157	Oversupply



Maui Curtailment Report

August 2021

Start Date and Time	Duration (minutes)	IPP Curtailed	Estimated Curtailed MWH	Peak MW Curtailed	Reasons for Curtailment
8/26/2021 8:22	4:57	SSA3	10.946	0.002	Oversupply
8/26/2021 8:51	0:03	AWE	0.036528	19.400	Oversupply
8/26/2021 8:58	0:05	AWE	0.082	17.600	Oversupply
8/26/2021 9:10	0:02	AWE	0.012	18.500	Oversupply
8/26/2021 9:18	0:01	AWE	0.004225	16.500	Oversupply
8/26/2021 9:22	0:01	AWE	0.003	19.300	Oversupply
8/26/2021 9:55	0:04	AWE	0.072435	18.200	Oversupply
8/26/2021 10:06	0:01	AWE	0.003	19.000	Oversupply
8/26/2021 10:21	0:08	AWE	0.258203	18.500	Oversupply
8/26/2021 10:46	0:01	AWE	0.002	20.300	Oversupply
8/26/2021 10:52	0:30	AWE	0.937722	20.100	Oversupply
8/26/2021 11:23	0:06	AWE	0.142	18.500	Oversupply
8/26/2021 11:34	0:02	AWE	0.017394	20.500	Oversupply
8/26/2021 11:37	0:18	AWE	0.508	21.000	Oversupply
8/26/2021 11:56	0:23	AWE	1.285	21.000	Oversupply
8/26/2021 13:19	0:02	SSA3	0.007043	-0.001	Oversupply
8/26/2021 13:20	0:02	SSA2	0.036	0.237	Oversupply
8/26/2021 13:45	0:02	SSA3	0.016	0.736	Oversupply
8/26/2021 13:48	0:02	SSA3	0.016266	0.190	Oversupply
8/26/2021 13:48	0:02	SSA2	0.078	1.328	Oversupply
8/26/2021 13:50	0:02	SSA3	0.015999	0.126	Oversupply
8/26/2021 13:50	0:02	SSA2	0.078	0.372	Oversupply
8/26/2021 13:52	0:02	SSA3	0.016	0.276	Oversupply
8/26/2021 13:52	0:02	SSA2	0.078	1.153	Oversupply
8/26/2021 13:53	0:04	BS250	Data is not available	Data is not available	Oversupply
8/26/2021 13:54	0:04	KWPPI	0.078	19.052	Oversupply
8/26/2021 13:54	0:04	SSA3	0.032	0.058	Oversupply
8/26/2021 13:54	0:04	SSA2	0.154642	-0.002	Oversupply
8/26/2021 13:58	0:02	SSA3	0.016	0.055	Oversupply
8/26/2021 13:58	0:02	SSA2	0.075775	-0.003	Oversupply
8/26/2021 14:00	0:02	SSA3	0.031	0.914	Oversupply
8/26/2021 14:00	0:02	SSA2	0.067	0.503	Oversupply
8/26/2021 14:02	0:02	SSA3	0.031	0.435	Oversupply
8/26/2021 14:02	0:02	SSA2	0.066886	2.901	Oversupply
8/26/2021 14:04	0:02	SSA3	0.031	1.092	Oversupply
8/26/2021 14:04	0:02	SSA2	0.067	1.006	Oversupply
8/26/2021 14:06	0:02	SSA3	0.031025	0.133	Oversupply
8/26/2021 14:06	0:02	SSA2	0.067	1.485	Oversupply
8/26/2021 14:08	0:02	SSA3	0.031	0.578	Oversupply
8/26/2021 14:08	0:02	SSA2	0.067	1.356	Oversupply
8/26/2021 14:10	0:02	SSA3	0.031282	1.178	Oversupply
8/26/2021 14:10	0:02	SSA2	0.067	1.233	Oversupply
8/26/2021 14:11	0:02	BS250	Data is not available	Data is not available	Oversupply
8/26/2021 14:12	1:54	KWPPI	12.888	19.202	Oversupply
8/26/2021 14:12	1:53	SSA3	2.723777	0.021	Oversupply
8/26/2021 14:12	1:53	SSA2	2.678	0.026	Oversupply
8/26/2021 14:14	1:51	BS250	Data is not available	Data is not available	Oversupply
8/26/2021 16:05	0:02	SSA2	0.017	0.274	Oversupply
8/26/2021 16:05	0:02	SSA3	0.029644	0.103	Oversupply
8/26/2021 16:09	0:02	SSA2	0.017	1.122	Oversupply
8/26/2021 16:09	0:02	SSA3	0.029	1.354	Oversupply
8/26/2021 16:11	0:02	SSA2	0.017138	1.754	Oversupply
8/26/2021 16:11	0:02	SSA3	0.029	1.349	Oversupply
8/26/2021 16:13	0:02	SSA2	0.011085	0.661	Oversupply
8/26/2021 16:13	0:02	SSA3	0.025	0.326	Oversupply
8/26/2021 16:15	0:02	SSA2	0.004602	0.906	Oversupply
8/26/2021 16:15	0:02	SSA3	0.003	1.100	Oversupply
8/26/2021 16:17	0:02	SSA2	0.005	1.354	Oversupply
8/26/2021 16:17	0:02	SSA3	0.003	0.173	Oversupply
8/26/2021 21:39	0:16	KWPPI	0.926229	20.708	Oversupply
8/26/2021 22:16	0:01	KWPPI	0.004	20.707	Oversupply
8/26/2021 22:18	0:07	KWPPI	0.189980	20.708	Oversupply
8/26/2021 22:29	0:06	KWPPI	0.106	20.708	Oversupply
8/26/2021 23:36	0:01	KWPPI	0.006201	20.705	Oversupply
8/26/2021 23:47	4:43	KWPPI	30.503	20.708	Oversupply
8/27/2021 6:35	11:59	17-2	6.267516	0.750	System Constraint
8/27/2021 7:59	0:10	SSA2	0.065	0.010	Oversupply
8/27/2021 8:00	0:14	BS250	Data is not available	Data is not available	Oversupply
8/27/2021 8:00	0:08	SSA3	0.149181	0.018	Oversupply
8/27/2021 8:01	0:13	KWPPI	0.413	20.565	Oversupply
8/27/2021 8:08	0:02	SSA3	0.037218	0.003	Oversupply
8/27/2021 8:09	0:04	SSA2	0.027	-0.003	Oversupply
8/27/2021 8:10	0:04	SSA3	0.074437	-0.002	Oversupply



Maui Curtailment Report

August 2021

Start Date and Time	Duration (minutes)	IPP Curtailed	Estimated Curtailed MWH	Peak MW Curtailed	Reasons for Curtailment
8/27/2021 8:13	0:02	SSA2	0.013	-0.003	Oversupply
8/27/2021 8:17	0:02	SSA2	0.026	-0.003	Oversupply
8/27/2021 8:18	0:02	SSA3	0.041	0.262	Oversupply
8/27/2021 8:19	0:02	BS250	Data is not available	Data is not available	Oversupply
8/27/2021 8:19	0:02	KWPPII	0.005	18.653	Oversupply
8/27/2021 8:19	0:02	SSA2	0.026	0.002	Oversupply
8/27/2021 8:20	0:02	SSA3	0.040902	-0.002	Oversupply
8/27/2021 8:21	0:02	SSA2	0.026	-0.003	Oversupply
8/27/2021 8:22	0:02	SSA3	0.041	-0.002	Oversupply
8/27/2021 8:24	0:02	SSA2	0.025313	0.037	Oversupply
8/27/2021 8:24	0:02	SSA3	0.041	-0.002	Oversupply
8/27/2021 8:25	0:19	BS250	Data is not available	Data is not available	Oversupply
8/27/2021 8:25	0:19	KWPPII	1.305	20.420	Oversupply
8/27/2021 8:26	0:18	SSA2	0.354	0.003	Oversupply
8/27/2021 8:26	0:18	SSA3	0.282	0.000	Oversupply
8/27/2021 8:44	0:02	SSA2	0.033423	0.131	Oversupply
8/27/2021 8:44	0:02	SSA3	0.014	0.184	Oversupply
8/27/2021 8:46	0:02	SSA2	0.033	0.402	Oversupply
8/27/2021 8:46	0:02	SSA3	0.021	0.056	Oversupply
8/27/2021 8:50	0:02	SSA2	0.033	0.983	Oversupply
8/27/2021 8:50	0:02	SSA3	0.021	1.093	Oversupply
8/27/2021 8:52	0:02	SSA2	0.033	0.119	Oversupply
8/27/2021 8:52	0:02	SSA3	0.020834	0.459	Oversupply
8/27/2021 8:54	0:02	SSA2	0.033	0.624	Oversupply
8/27/2021 8:54	0:02	SSA3	0.021	0.789	Oversupply
8/27/2021 8:56	0:02	SSA2	0.033	0.323	Oversupply
8/27/2021 8:56	0:02	SSA3	0.020834	0.130	Oversupply
8/27/2021 8:57	0:02	BS250	Data is not available	Data is not available	Oversupply
8/27/2021 8:58	1:10	KWPPII	5.551	20.659	Oversupply
8/27/2021 8:58	1:09	SSA2	1.022	0.022	Oversupply
8/27/2021 8:58	0:02	SSA3	0.028	-0.003	Oversupply
8/27/2021 9:00	1:07	BS250	Data is not available	Data is not available	Oversupply
8/27/2021 9:00	1:07	SSA3	2.212	-0.002	Oversupply
8/27/2021 10:06	0:02	SSA2	0.032976	-0.003	Oversupply
8/27/2021 10:07	0:02	SSA3	0.070	0.142	Oversupply
8/27/2021 10:08	0:02	SSA2	0.033	0.145	Oversupply
8/27/2021 10:09	0:02	SSA3	0.066318	2.437	Oversupply
8/27/2021 10:10	0:02	SSA2	0.033	0.614	Oversupply
8/27/2021 10:11	0:02	SSA3	0.066871	1.571	Oversupply
8/27/2021 10:13	0:02	SSA2	0.032	0.221	Oversupply
8/27/2021 10:13	0:02	SSA3	0.072	0.584	Oversupply
8/27/2021 10:15	0:02	SSA2	0.059	0.995	Oversupply
8/27/2021 10:15	0:02	SSA3	0.067	2.127	Oversupply
8/27/2021 10:17	0:02	SSA2	0.058595	0.453	Oversupply
8/27/2021 10:17	0:02	SSA3	0.067	0.420	Oversupply
8/27/2021 10:18	0:01	BS250	Data is not available	Data is not available	Oversupply
8/27/2021 10:18	0:01	KWPPII	0.001	19.135	Oversupply
8/27/2021 10:19	0:02	SSA2	0.060	0.138	Oversupply
8/27/2021 10:19	0:02	SSA3	0.067206	-0.003	Oversupply
8/27/2021 10:21	2:54	BS250	Data is not available	Data is not available	Oversupply
8/27/2021 10:21	2:55	KWPPII	48.355	20.687	Oversupply
8/27/2021 10:21	2:55	SSA2	7.094	0.022	Oversupply
8/27/2021 10:21	2:54	SSA3	7.071378	-0.003	Oversupply
8/27/2021 11:02	0:01	AWE	0.020	16.900	Oversupply
8/27/2021 11:07	0:30	AWE	2.275	17.800	Oversupply
8/27/2021 11:39	1:30	AWE	8.432	19.900	Oversupply
8/27/2021 13:10	0:02	AWE	0.040	16.300	Oversupply
8/27/2021 13:15	0:02	SSA3	0.093	0.037	Oversupply
8/27/2021 13:16	0:02	SSA2	0.094	0.288	Oversupply
8/27/2021 13:17	1:19	BS250	Data is not available	Data is not available	Oversupply
8/27/2021 13:17	1:05	SSA3	2.386874	0.193	Oversupply
8/27/2021 13:18	1:04	KWPPII	11.502	20.526	Oversupply
8/27/2021 13:18	1:04	SSA2	3.075	0.005	Oversupply
8/27/2021 14:21	0:14	SSA3	0.459556	-0.003	Oversupply
8/27/2021 14:22	0:14	SSA2	0.528	0.026	Oversupply
8/27/2021 14:23	0:13	KWPPII	0.584	17.228	Oversupply
8/27/2021 14:36	0:02	SSA3	0.046	0.152	Oversupply
8/27/2021 14:37	0:02	SSA2	0.055	1.414	Oversupply
8/27/2021 14:38	0:02	SSA3	0.046376	1.587	Oversupply
8/27/2021 14:39	0:02	SSA2	0.055	1.891	Oversupply
8/27/2021 14:40	0:02	SSA3	0.046	1.737	Oversupply
8/27/2021 14:44	0:02	SSA3	0.060176	1.788	Oversupply
8/27/2021 14:45	0:02	SSA2	0.095	0.636	Oversupply



Maui Curtailment Report

August 2021

Start Date and Time	Duration (minutes)	IPP Curtailed	Estimated Curtailed MWH	Peak MW Curtailed	Reasons for Curtailment
8/27/2021 14:46	0:01	BS250	Data is not available	Data is not available	Oversupply
8/27/2021 14:46	0:02	KWPPII	0.025	17.979	Oversupply
8/27/2021 14:46	0:02	SSA3	0.051448	-0.003	Oversupply
8/27/2021 14:47	0:02	SSA2	0.094	-0.003	Oversupply
8/27/2021 14:48	0:02	SSA3	0.052	-0.003	Oversupply
8/27/2021 14:49	0:02	SSA2	0.095119	-0.003	Oversupply
8/27/2021 14:50	0:02	SSA3	0.053	-0.003	Oversupply
8/27/2021 14:51	0:07	BS250	Data is not available	Data is not available	Oversupply
8/27/2021 14:51	0:08	KWPPII	0.306	18.396	Oversupply
8/27/2021 14:51	0:08	SSA2	0.378906	-0.003	Oversupply
8/27/2021 14:52	0:06	SSA3	0.154	0.023	Oversupply
8/27/2021 14:58	0:02	SSA3	0.048181	0.037	Oversupply
8/27/2021 14:59	0:02	SSA2	0.067	0.231	Oversupply
8/27/2021 15:02	0:02	SSA3	0.023374	1.338	Oversupply
8/27/2021 15:03	0:02	SSA2	0.045	1.905	Oversupply
8/27/2021 15:05	0:02	SSA2	0.045	2.199	Oversupply
8/27/2021 15:06	0:02	SSA3	0.023	1.405	Oversupply
8/27/2021 15:07	0:02	SSA2	0.045375	0.207	Oversupply
8/27/2021 15:08	0:02	SSA3	0.023	1.228	Oversupply
8/27/2021 15:09	0:01	BS250	Data is not available	Data is not available	Oversupply
8/27/2021 15:09	0:02	SSA2	0.045	0.279	Oversupply
8/27/2021 15:10	0:02	SSA3	0.023374	0.105	Oversupply
8/27/2021 15:11	0:02	SSA2	0.046	1.487	Oversupply
8/27/2021 15:12	0:02	SSA3	0.023567	0.132	Oversupply
8/27/2021 15:13	0:02	SSA2	0.041	1.112	Oversupply
8/27/2021 15:16	0:02	SSA3	0.002343	0.835	Oversupply
8/27/2021 15:17	0:02	SSA2	0.007	1.801	Oversupply
8/27/2021 15:26	0:02	SSA3	0.002343	2.521	Oversupply
8/27/2021 23:02	0:02	KWPPII	0.017	19.073	Oversupply
8/27/2021 23:18	0:08	KWPPII	0.093601	19.135	Oversupply
8/27/2021 23:30	0:04	KWPPII	0.048	18.954	Oversupply
8/28/2021 0:23	0:01	KWPPII	0.002239	19.203	Oversupply
8/28/2021 0:26	0:32	KWPPII	2.652	19.194	Oversupply
8/28/2021 1:22	0:04	KWPPII	0.029785	18.950	Oversupply
8/28/2021 1:28	0:01	KWPPII	0.016	18.696	Oversupply
8/28/2021 1:35	1:13	KWPPII	11.634488	19.127	Oversupply
8/28/2021 2:10	0:01	AWE	0.001	16.000	Oversupply
8/28/2021 2:12	0:01	AWE	0.001379	16.200	Oversupply
8/28/2021 2:19	0:02	AWE	0.006	20.200	Oversupply
8/28/2021 2:49	0:08	KWPPII	0.053837	18.937	Oversupply
8/28/2021 2:59	3:28	KWPPII	25.278	19.210	Oversupply
8/28/2021 6:00	0:26	BS250	Data is not available	Data is not available	Oversupply
8/28/2021 6:31	0:01	BS250	Data is not available	Data is not available	Oversupply
8/28/2021 6:33	0:01	BS250	Data is not available	Data is not available	Oversupply
8/28/2021 6:34	0:01	KWPPII	0.004	18.940	Oversupply
8/28/2021 6:38	0:19	BS250	Data is not available	Data is not available	Oversupply
8/28/2021 6:38	0:18	SSA2	0.019	0.003	Oversupply
8/28/2021 6:39	0:18	KWPPII	0.805004	19.008	Oversupply
8/28/2021 6:39	12:05	17-2	5.473	0.750	System Constraint
8/28/2021 6:39	0:18	SSA3	0.051017	-0.002	Oversupply
8/28/2021 7:01	0:02	SSA2	0.002	0.057	Oversupply
8/28/2021 7:02	0:02	BS250	Data is not available	Data is not available	Oversupply
8/28/2021 7:02	0:02	KWPPII	0.010	18.899	Oversupply
8/28/2021 7:02	0:02	SSA3	0.014190	0.026	Oversupply
8/28/2021 7:03	0:02	SSA2	0.002	0.003	Oversupply
8/28/2021 7:06	2:25	SSA3	2.974912	-0.002	Oversupply
8/28/2021 7:07	1:57	BS250	Data is not available	Data is not available	Oversupply
8/28/2021 7:07	2:25	KWPPII	10.764497	18.987	Oversupply
8/28/2021 7:07	1:12	SSA2	0.614	0.025	Oversupply
8/28/2021 8:19	0:46	SSA2	0.920974	0.001	Oversupply
8/28/2021 9:05	0:28	BS250	Data is not available	Data is not available	Oversupply
8/28/2021 9:05	0:26	SSA2	0.750	0.047	Oversupply
8/28/2021 9:31	0:02	SSA3	0.072	0.016	Oversupply
8/28/2021 9:32	0:02	SSA2	0.066234	0.318	Oversupply
8/28/2021 9:33	2:23	SSA3	6.274	0.074	Oversupply
8/28/2021 9:34	2:22	BS250	Data is not available	Data is not available	Oversupply
8/28/2021 9:34	2:36	KWPPII	15.529	10.681	Oversupply
8/28/2021 9:34	2:23	SSA2	4.377766	0.003	Oversupply
8/28/2021 10:16	0:01	AWE	0.007	20.600	Oversupply
8/28/2021 10:18	0:02	AWE	0.009183	19.400	Oversupply
8/28/2021 10:21	0:01	AWE	0.006	19.700	Oversupply
8/28/2021 10:26	0:01	AWE	0.000140	18.800	Oversupply
8/28/2021 10:34	0:04	AWE	0.068	21.000	Oversupply



Maui Curtailment Report

August 2021

Start Date and Time	Duration (minutes)	IPP Curtailed	Estimated Curtailed MWH	Peak MW Curtailed	Reasons for Curtailment
8/28/2021 10:41	0:03	AWE	0.032433	20.100	Oversupply
8/28/2021 10:45	0:07	AWE	0.114	18.900	Oversupply
8/28/2021 10:53	0:26	AWE	0.890239	20.100	Oversupply
8/28/2021 11:22	0:01	AWE	0.007	19.000	Oversupply
8/28/2021 11:24	0:01	AWE	0.003658	18.500	Oversupply
8/28/2021 11:26	0:01	AWE	0.009	19.400	Oversupply
8/28/2021 11:28	0:06	AWE	0.112192	19.800	Oversupply
8/28/2021 11:40	0:05	AWE	0.051	18.200	Oversupply
8/28/2021 11:46	0:06	AWE	0.048589	18.200	Oversupply
8/28/2021 11:56	0:14	SSA3	0.674	0.066	Oversupply
8/28/2021 11:56	0:14	SSA2	0.521831	0.175	Oversupply
8/28/2021 11:57	0:13	BS250	Data is not available	Data is not available	Oversupply
8/28/2021 11:58	0:02	AWE	0.008	18.000	Oversupply
8/28/2021 12:01	0:05	AWE	0.045	17.800	Oversupply
8/28/2021 12:10	0:02	SSA3	0.096464	-0.004	Oversupply
8/28/2021 12:10	0:12	SSA2	0.432	0.044	Oversupply
8/28/2021 12:11	0:11	BS250	Data is not available	Data is not available	Oversupply
8/28/2021 12:12	0:10	KWPPI	0.705547	8.283	Oversupply
8/28/2021 12:12	0:10	SSA3	0.486	-0.003	Oversupply
8/28/2021 12:23	0:02	SSA2	0.075351	0.131	Oversupply
8/28/2021 12:23	0:02	SSA3	0.096	-0.004	Oversupply
8/28/2021 12:25	0:02	SSA2	0.075	0.453	Oversupply
8/28/2021 12:25	0:02	SSA3	0.097	-0.003	Oversupply
8/28/2021 12:26	0:06	BS250	Data is not available	Data is not available	Oversupply
8/28/2021 12:26	0:07	KWPPI	0.102179	8.371	Oversupply
8/28/2021 12:27	0:06	SSA2	0.188	0.016	Oversupply
8/28/2021 12:27	0:06	SSA3	0.223	0.014	Oversupply
8/28/2021 12:33	0:02	SSA2	0.057	0.066	Oversupply
8/28/2021 12:33	0:02	SSA3	0.053442	0.021	Oversupply
8/28/2021 12:34	0:02	KWPPI	0.005	6.857	Oversupply
8/28/2021 12:35	0:01	BS250	Data is not available	Data is not available	Oversupply
8/28/2021 12:35	0:02	SSA2	0.057	0.010	Oversupply
8/28/2021 12:35	0:02	SSA3	0.053442	0.021	Oversupply
8/28/2021 12:37	0:02	SSA2	0.057	1.317	Oversupply
8/28/2021 12:37	0:02	SSA3	0.053883	1.111	Oversupply
8/28/2021 12:39	0:02	SSA2	0.057	1.661	Oversupply
8/28/2021 12:39	0:02	SSA3	0.053442	1.514	Oversupply
8/28/2021 12:41	0:02	SSA2	0.057	0.336	Oversupply
8/28/2021 12:41	0:02	SSA3	0.054	1.987	Oversupply
8/28/2021 13:19	0:02	SSA2	0.033299	1.771	Oversupply
8/28/2021 13:19	0:02	SSA3	0.038	1.008	Oversupply
8/28/2021 13:21	0:02	SSA2	0.034	0.554	Oversupply
8/28/2021 13:21	0:02	SSA3	0.037338	0.832	Oversupply
8/28/2021 13:23	0:02	SSA2	0.034	0.266	Oversupply
8/28/2021 13:23	0:02	SSA3	0.038	1.367	Oversupply
8/28/2021 22:18	0:01	KWPPI	0.000	18.785	Oversupply
8/29/2021 0:07	0:01	AWE	0.005000	0.300	Oversupply
8/29/2021 0:57	0:50	KWPPI	2.862	18.885	Oversupply
8/29/2021 1:54	0:10	KWPPI	0.258	15.937	Oversupply
8/29/2021 2:07	0:01	KWPPI	0.011658	17.349	Oversupply
8/29/2021 2:09	0:04	KWPPI	0.103	17.799	Oversupply
8/29/2021 2:33	0:07	KWPPI	0.066	17.707	Oversupply
8/29/2021 2:49	0:05	KWPPI	0.056	16.263	Oversupply
8/29/2021 2:57	0:20	KWPPI	0.348	17.720	Oversupply
8/29/2021 6:32	12:02	17-2	6.273883	0.750	System Constraint
8/29/2021 9:40	0:02	SSA2	0.005	1.102	Oversupply
8/29/2021 9:41	0:02	SSA3	0.004	2.389	Oversupply
8/29/2021 9:42	0:02	SSA2	0.004610	0.727	Oversupply
8/29/2021 9:43	0:02	SSA3	0.004	0.059	Oversupply
8/29/2021 9:54	0:02	SSA2	0.008	2.301	Oversupply
8/29/2021 9:55	0:02	SSA3	0.005	2.247	Oversupply
8/29/2021 9:56	0:02	SSA2	0.008323	0.785	Oversupply
8/29/2021 10:18	0:02	SSA2	0.014	1.331	Oversupply
8/29/2021 10:19	0:02	SSA3	0.024	1.096	Oversupply
8/29/2021 10:20	0:02	SSA2	0.014499	0.969	Oversupply
8/29/2021 10:21	0:02	SSA3	0.024	1.372	Oversupply
8/29/2021 10:23	0:02	SSA3	0.024255	2.158	Oversupply
8/29/2021 10:24	0:02	SSA2	0.014	0.950	Oversupply
8/29/2021 10:25	0:02	SSA3	0.024057	2.156	Oversupply
8/29/2021 10:29	0:02	SSA3	0.020	2.815	Oversupply
8/29/2021 10:31	0:02	SSA2	0.018404	2.775	Oversupply
8/29/2021 10:31	0:02	SSA3	0.019	0.524	Oversupply
8/29/2021 10:33	0:02	SSA2	0.018252	0.707	Oversupply



Maui Curtailment Report

August 2021

Start Date and Time	Duration (minutes)	IPP Curtailed	Estimated Curtailed MWH	Peak MW Curtailed	Reasons for Curtailment
8/29/2021 10:33	0:02	SSA3	0.020	0.482	Oversupply
8/29/2021 10:35	0:02	SSA2	0.018404	0.274	Oversupply
8/29/2021 10:35	0:02	SSA3	0.019	1.644	Oversupply
8/29/2021 10:41	0:02	SSA2	0.018	2.652	Oversupply
8/29/2021 10:41	0:02	SSA3	0.019460	2.374	Oversupply
8/30/2021 3:52	5:51	KWPIL	19.906	7.153	System Constraint
8/30/2021 6:45	11:42	17-2	6.727100	0.750	System Constraint
8/30/2021 10:07	0:02	KWPIL	0.052	2.090	System Constraint
8/30/2021 11:29	0:02	SSA2	0.018131	2.893	Oversupply
8/30/2021 11:29	0:02	SSA3	0.026	1.911	Oversupply
8/30/2021 11:31	0:02	SSA2	0.032194	2.917	Oversupply
8/30/2021 11:34	0:02	SSA3	0.026	2.898	Oversupply
8/30/2021 11:35	0:02	SSA2	0.031931	2.689	Oversupply
8/30/2021 11:36	0:02	SSA3	0.026	2.556	Oversupply
8/30/2021 11:37	0:02	SSA2	0.031931	0.971	Oversupply
8/30/2021 11:38	0:02	SSA3	0.027	1.432	Oversupply
8/30/2021 11:39	0:02	SSA2	0.031931	1.392	Oversupply
8/30/2021 11:40	0:02	SSA3	0.027	0.653	Oversupply
8/30/2021 11:41	0:02	SSA2	0.032	1.820	Oversupply
8/30/2021 11:42	0:02	SSA3	0.026772	2.122	Oversupply
8/30/2021 11:43	0:02	SSA2	0.031	2.538	Oversupply
8/30/2021 11:44	0:02	SSA3	0.025	2.083	Oversupply
8/30/2021 11:45	0:02	SSA2	0.023864	1.721	Oversupply
8/30/2021 11:46	0:02	SSA3	0.024	2.229	Oversupply
8/30/2021 11:49	0:02	SSA2	0.024061	2.868	Oversupply
8/30/2021 11:50	0:02	SSA3	0.024	2.000	Oversupply
8/30/2021 11:51	0:02	SSA2	0.023667	1.496	Oversupply
8/30/2021 11:52	0:02	SSA3	0.024	1.545	Oversupply
8/30/2021 11:53	0:02	SSA2	0.024456	1.346	Oversupply
8/30/2021 11:54	0:02	SSA3	0.024	1.813	Oversupply
8/30/2021 11:55	0:02	SSA2	0.023864	2.328	Oversupply
8/30/2021 11:56	0:02	SSA3	0.024	2.416	Oversupply
8/30/2021 11:57	0:02	SSA2	0.023864	2.181	Oversupply
8/30/2021 11:58	0:02	SSA3	0.026	2.481	Oversupply
8/30/2021 11:59	0:02	SSA2	0.037200	2.704	Oversupply
8/30/2021 12:00	0:02	SSA3	0.041	2.281	Oversupply
8/30/2021 12:01	0:02	SSA2	0.042333	2.744	Oversupply
8/30/2021 12:02	0:02	SSA3	0.041	2.291	Oversupply
8/30/2021 12:03	0:02	SSA2	0.042686	0.744	Oversupply
8/30/2021 12:04	0:02	SSA3	0.042	1.805	Oversupply
8/30/2021 12:05	0:02	SSA2	0.043039	2.157	Oversupply
8/30/2021 12:06	0:02	SSA3	0.041	1.551	Oversupply
8/30/2021 12:07	0:02	SSA2	0.043039	1.664	Oversupply
8/30/2021 12:08	0:02	SSA3	0.041	1.869	Oversupply
8/30/2021 12:09	0:02	SSA2	0.042333	2.025	Oversupply
8/30/2021 12:10	0:02	SSA3	0.041	1.965	Oversupply
8/30/2021 12:11	0:02	SSA2	0.042333	1.983	Oversupply
8/30/2021 12:12	0:02	SSA3	0.041	1.442	Oversupply
8/30/2021 12:13	0:02	SSA2	0.044886	0.350	Oversupply
8/30/2021 12:14	0:02	SSA3	0.048	0.678	Oversupply
8/30/2021 12:15	0:02	SSA2	0.051	0.158	Oversupply
8/30/2021 12:16	0:02	SSA3	0.051	1.055	Oversupply
8/30/2021 12:17	0:02	SSA2	0.051	1.617	Oversupply
8/30/2021 12:18	0:02	SSA3	0.050753	1.717	Oversupply
8/30/2021 12:19	0:02	SSA2	0.050	1.131	Oversupply
8/30/2021 12:20	0:02	SSA3	0.050753	1.398	Oversupply
8/30/2021 12:21	0:02	SSA2	0.051	1.797	Oversupply
8/30/2021 12:22	0:02	SSA3	0.051	1.969	Oversupply
8/30/2021 12:23	0:02	SSA2	0.051172	1.120	Oversupply
8/30/2021 12:24	0:02	SSA3	0.051	1.697	Oversupply
8/30/2021 12:25	0:02	SSA2	0.050333	1.658	Oversupply
8/30/2021 12:26	0:02	SSA3	0.051	1.556	Oversupply
8/30/2021 12:27	0:02	SSA2	0.050753	0.942	Oversupply
8/30/2021 12:28	0:02	SSA3	0.061	1.591	Oversupply
8/30/2021 12:29	0:02	SSA2	0.084	1.276	Oversupply
8/30/2021 12:30	0:02	SSA3	0.091086	1.193	Oversupply
8/30/2021 12:31	0:02	SSA2	0.091	0.530	Oversupply
8/30/2021 12:32	0:02	SSA3	0.091086	0.620	Oversupply
8/30/2021 12:33	0:02	SSA2	0.091	0.213	Oversupply
8/30/2021 12:34	0:01	BS250	Data is not available	Data is not available	Oversupply
8/30/2021 12:34	0:02	SSA3	0.091	0.047	Oversupply
8/30/2021 12:35	0:02	SSA2	0.091839	0.463	Oversupply
8/30/2021 12:36	0:02	SSA3	0.090	0.016	Oversupply



Maui Curtailment Report

August 2021

Start Date and Time	Duration (minutes)	IPP Curtailed	Estimated Curtailed MWH	Peak MW Curtailed	Reasons for Curtailment
8/30/2021 12:37	0:01	BS250	Data is not available	Data is not available	Oversupply
8/30/2021 12:37	0:01	KWP11	0.000	0.012	Oversupply
8/30/2021 12:37	0:02	SSA2	0.091839	-0.003	Oversupply
8/30/2021 12:38	0:02	SSA3	0.091	-0.003	Oversupply
8/30/2021 12:39	0:02	SSA2	0.091086	0.000	Oversupply
8/30/2021 12:40	1:13	BS250	Data is not available	Data is not available	Oversupply
8/30/2021 12:40	0:02	SSA3	0.091086	0.012	Oversupply
8/30/2021 12:41	0:06	SSA2	0.282	-0.001	Oversupply
8/30/2021 12:42	0:06	SSA3	0.284	0.004	Oversupply
8/30/2021 12:43	0:29	KWP11	0.930	4.936	Oversupply
8/30/2021 12:47	0:02	SSA2	0.096	0.028	Oversupply
8/30/2021 12:48	0:06	SSA3	0.289	0.003	Oversupply
8/30/2021 12:49	0:04	SSA2	0.192131	0.002	Oversupply
8/30/2021 12:53	0:42	SSA2	2.018	0.001	Oversupply
8/30/2021 12:54	0:59	SSA3	2.405	0.026	Oversupply
8/30/2021 12:57	0:04	AWE	0.016	5.200	Oversupply
8/30/2021 13:03	0:01	AWE	0.001	6.200	Oversupply
8/30/2021 13:07	0:01	AWE	0.006	5.000	Oversupply
8/30/2021 13:13	0:23	KWP11	0.976	5.525	Oversupply
8/30/2021 13:36	0:02	SSA2	0.095	0.035	Oversupply
8/30/2021 13:37	0:16	KWP11	0.279640	8.197	Oversupply
8/30/2021 13:38	0:16	SSA2	0.745	0.001	Oversupply
8/30/2021 13:53	0:02	SSA3	0.051	0.063	Oversupply
8/30/2021 13:54	0:02	SSA2	0.092431	0.491	Oversupply
8/30/2021 13:55	0:02	SSA3	0.051	0.162	Oversupply
8/30/2021 13:56	0:02	SSA2	0.092	0.084	Oversupply
8/30/2021 13:57	0:02	KWP11	0.010841	7.185	Oversupply
8/30/2021 13:57	0:02	SSA3	0.051	0.114	Oversupply
8/30/2021 13:58	0:02	SSA2	0.093	0.067	Oversupply
8/30/2021 13:59	0:02	SSA3	0.052438	0.120	Oversupply
8/30/2021 14:00	0:02	SSA2	0.096	0.652	Oversupply
8/30/2021 14:01	0:08	BS250	Data is not available	Data is not available	Oversupply
8/30/2021 14:01	0:26	SSA3	1.219900	0.013	Oversupply
8/30/2021 14:02	0:16	KWP11	0.297	7.946	Oversupply
8/30/2021 14:02	0:24	SSA2	1.123	-0.003	Oversupply
8/30/2021 14:10	0:16	BS250	Data is not available	Data is not available	Oversupply
8/30/2021 14:19	0:08	KWP11	0.155	7.830	Oversupply
8/30/2021 14:26	0:02	SSA2	0.091086	0.071	Oversupply
8/30/2021 14:27	0:02	SSA3	0.091	0.204	Oversupply
8/30/2021 14:28	0:02	SSA2	0.090333	0.571	Oversupply
8/30/2021 14:29	0:02	SSA3	0.091	1.666	Oversupply
8/30/2021 14:30	0:02	SSA2	0.091	1.108	Oversupply
8/30/2021 14:31	0:02	SSA3	0.086066	0.738	Oversupply
8/30/2021 14:32	0:02	SSA2	0.091	0.904	Oversupply
8/30/2021 14:33	0:02	SSA3	0.086	0.185	Oversupply
8/30/2021 14:34	0:02	SSA2	0.090	0.819	Oversupply
8/30/2021 14:35	0:02	BS250	Data is not available	Data is not available	Oversupply
8/30/2021 14:35	0:07	KWP11	0.065	7.887	Oversupply
8/30/2021 14:35	0:02	SSA3	0.086	0.002	Oversupply
8/30/2021 14:36	0:02	SSA2	0.091086	-0.003	Oversupply
8/30/2021 14:37	0:02	SSA3	0.086	-0.003	Oversupply
8/30/2021 14:38	0:06	SSA2	0.273	-0.003	Oversupply
8/30/2021 14:39	0:03	BS250	Data is not available	Data is not available	Oversupply
8/30/2021 14:39	0:02	SSA3	0.086	0.001	Oversupply
8/30/2021 14:41	0:02	SSA3	0.087	0.033	Oversupply
8/30/2021 14:43	0:02	BS250	Data is not available	Data is not available	Oversupply
8/30/2021 14:43	0:03	KWP11	0.018	7.242	Oversupply
8/30/2021 14:43	0:02	SSA3	0.084	0.001	Oversupply
8/30/2021 14:44	0:02	SSA2	0.087300	0.093	Oversupply
8/30/2021 14:45	0:02	SSA3	0.076	0.052	Oversupply
8/30/2021 14:46	0:06	BS250	Data is not available	Data is not available	Oversupply
8/30/2021 14:46	0:04	SSA2	0.174	0.001	Oversupply
8/30/2021 14:47	0:04	KWP11	0.040340	8.068	Oversupply
8/30/2021 14:47	0:04	SSA3	0.152	-0.004	Oversupply
8/30/2021 14:50	0:02	SSA2	0.086	0.003	Oversupply
8/30/2021 14:51	0:02	SSA3	0.076231	-0.003	Oversupply
8/30/2021 14:52	0:02	SSA2	0.087	0.259	Oversupply
8/30/2021 14:53	0:02	SSA3	0.076	0.666	Oversupply
8/30/2021 14:54	0:02	SSA2	0.087053	0.768	Oversupply
8/30/2021 14:55	0:02	SSA3	0.076	0.160	Oversupply
8/30/2021 14:56	0:01	BS250	Data is not available	Data is not available	Oversupply
8/30/2021 14:56	0:02	SSA2	0.087	0.048	Oversupply
8/30/2021 14:57	0:02	SSA3	0.077	0.718	Oversupply



Maui Curtailment Report

August 2021

Start Date and Time	Duration (minutes)	IPP Curtailed	Estimated Curtailed MWH	Peak MW Curtailed	Reasons for Curtailment
8/30/2021 14:58	0:02	SSA2	0.070608	0.844	Oversupply
8/30/2021 14:59	0:02	SSA3	0.036	0.315	Oversupply
8/30/2021 15:00	0:02	SSA2	0.030	0.091	Oversupply
8/30/2021 15:01	0:02	SSA3	0.022194	0.389	Oversupply
8/30/2021 15:02	0:02	SSA2	0.031	1.036	Oversupply
8/30/2021 15:03	0:02	SSA3	0.022	0.412	Oversupply
8/30/2021 15:04	0:02	SSA2	0.031	0.507	Oversupply
8/30/2021 15:05	0:02	SSA3	0.022010	0.688	Oversupply
8/30/2021 15:06	0:02	SSA2	0.030	1.680	Oversupply
8/30/2021 15:07	0:02	SSA3	0.022	1.746	Oversupply
8/30/2021 15:08	0:02	SSA2	0.030952	2.758	Oversupply
8/31/2021 6:42	11:56	17-2	3.375	0.750	System Constraint
8/31/2021 12:56	0:05	KWPPII	0.042696	0.860	System Constraint
8/31/2021 13:12	0:13	KWPPII	0.044	0.562	System Constraint
8/31/2021 13:35	0:09	KWPPII	0.012225	0.163	System Constraint
8/31/2021 13:47	0:07	KWPPII	0.008	0.129	System Constraint
8/31/2021 14:01	0:07	KWPPII	0.014420	0.234	System Constraint
8/31/2021 14:12	1:17	KWPPII	1.360	2.569	System Constraint
8/31/2021 14:23	0:02	SSA2	0.012	2.255	Oversupply
8/31/2021 14:24	0:02	SSA3	0.017550	0.124	Oversupply
8/31/2021 14:25	0:02	SSA2	0.012	0.517	Oversupply
8/31/2021 14:26	0:02	SSA3	0.017550	2.430	Oversupply
8/31/2021 15:37	0:05	KWPPII	0.009	0.125	System Constraint
8/31/2021 15:49	0:11	KWPPII	0.025	0.233	System Constraint
8/31/2021 16:09	0:14	KWPPII	0.042	0.289	System Constraint
8/31/2021 18:32	0:16	KWPPII	0.062006	0.323	System Constraint
8/31/2021 18:54	1:03	KWPPII	0.597	1.321	System Constraint
8/31/2021 20:24	0:03	KWPPII	0.000299	0.010	System Constraint
8/31/2021 23:58	0:02	KWPPII	0.001	0.081	System Constraint
Total Estimated Curtailed MWh			3,403.043		

Notes:

- Curtailment for Kaheawa Wind Power ("KWP"), AAAAA Rent-A-Space Maui LTD ("5A"), Maui Solar, LLC (MS) fka Strategic Alliance Group ("SAG") fka Bioreal Solar, LLC ("BS"), Auwahi Wind Energy ("AWE"), Kaheawa Wind Power II ("KWPII") Bioreal Solar 250, LLC ("BS250"), Extra Spaces A ("ESA"), Extra Spaces B ("ESB"), SSA Solar of Hawaii 3 ("SSA3") fka South Maui Renewable Resources ("SMRR"), SSA Solar of HI 2 ("SSA2") fka Ku'ia Solar ("KS"), and Maui 17-2 ("17-2") may now be controlled by Maui Electric's Automatic Generation Control System ("AGC") or a Maui Electric operator-entered curtailment limit. The AGC curtailment control automatically calculates the amount of Maximum Allowable Variable Generation ("MAVG") that Maui Electric can accept into the Maui system, based on the system current available variable generation ("CAVG"), regulating reserve down requirement ("RRDR"), and available regulating reserve down ("ARRD"). Thus, the AGC MAVG - calculated is equal to CAVG less (RRDR less ARRD). Additionally, the AGC curtailment control allows the Maui Electric operator to enter an AGC MAVG value. The AGC curtailment control will employ the lesser of the AGC MAVG - calculated and AGC MAVG entered values in the control logic.
- Curtailment signals sent to 5A, MS (fka SAG fka BS), BS250, ESA, ESB, SSA3 (fka SMRR), SSA2 (fka KS) and 17-2 during nighttime hours only are not recorded as curtailment events because no energy generation is possible during that time.
- The curtailment reasons have been modified to oversupply, system constraints, and facility requested, to provide continuity with HPUC Docket No. 2013-0141 Decoupling for HECO companies metrics.
- The data to calculate the Estimated Curtailed MWH and Peak MW Curtailed is not provided by 5A, MS, BS 250, ESA, and ESB.
- The Estimated Curtailed MWH and Peak MW Curtailed are calculated with information estimated or provided by AWE, KWP, KWPII, SSA 2 (fka KS), SSA 3 (fka SMRR) and 17-2. Maui Electric does not make any representation as to its accuracy.
- 17-2 was curtailed due to equipment problems. ESA, and ESB facilities were offline for the month of August because of equipment problems.



Lanai Curtailment Report

August 2021

Start Date and Time	Duration (h:mm)	IPP Curtailed	Estimated MWh Curtailed	Peak MW Curtailed	Reasons for Curtailment
8/2/2021 7:12	0:59	LSR	Data is not available	Data is not available	Oversupply
8/2/2021 8:12	0:49	LSR	Data is not available	Data is not available	Oversupply
8/2/2021 9:05	0:48	LSR	Data is not available	Data is not available	Oversupply
8/5/2021 6:45	0:06	LSR	Data is not available	Data is not available	Oversupply
8/5/2021 6:54	3:06	LSR	Data is not available	Data is not available	Oversupply
8/6/2021 7:25	0:01	LSR	Data is not available	Data is not available	Oversupply
8/6/2021 7:57	0:20	LSR	Data is not available	Data is not available	Oversupply
8/6/2021 12:56	0:13	LSR	Data is not available	Data is not available	Oversupply
8/6/2021 13:10	0:06	LSR	Data is not available	Data is not available	Oversupply
8/6/2021 13:17	0:03	LSR	Data is not available	Data is not available	Oversupply
8/6/2021 13:21	0:27	LSR	Data is not available	Data is not available	Oversupply
8/6/2021 13:49	0:17	LSR	Data is not available	Data is not available	Oversupply
8/6/2021 14:07	0:02	LSR	Data is not available	Data is not available	Oversupply
8/6/2021 14:10	0:01	LSR	Data is not available	Data is not available	Oversupply
8/6/2021 14:13	0:02	LSR	Data is not available	Data is not available	Oversupply
8/6/2021 14:17	0:01	LSR	Data is not available	Data is not available	Oversupply
8/6/2021 14:19	0:01	LSR	Data is not available	Data is not available	Oversupply
8/6/2021 14:21	0:01	LSR	Data is not available	Data is not available	Oversupply
8/6/2021 14:23	0:03	LSR	Data is not available	Data is not available	Oversupply
8/6/2021 14:32	0:01	LSR	Data is not available	Data is not available	Oversupply
8/6/2021 14:34	0:02	LSR	Data is not available	Data is not available	Oversupply
8/6/2021 15:01	0:01	LSR	Data is not available	Data is not available	Oversupply
8/6/2021 15:15	0:02	LSR	Data is not available	Data is not available	Oversupply
8/6/2021 15:18	0:02	LSR	Data is not available	Data is not available	Oversupply
8/7/2021 7:04	0:01	LSR	Data is not available	Data is not available	Oversupply
8/7/2021 7:09	0:04	LSR	Data is not available	Data is not available	Oversupply
8/7/2021 7:14	2:32	LSR	Data is not available	Data is not available	Oversupply
8/7/2021 9:47	0:43	LSR	Data is not available	Data is not available	Oversupply
8/7/2021 15:47	1:51	LSR	Data is not available	Data is not available	Oversupply
8/19/2021 9:50	7:36	LSR	Data is not available	Data is not available	Oversupply
8/20/2021 6:41	0:43	LSR	Data is not available	Data is not available	Oversupply
8/20/2021 7:25	1:52	LSR	Data is not available	Data is not available	Oversupply
8/20/2021 9:19	0:01	LSR	Data is not available	Data is not available	Oversupply
8/20/2021 9:43	0:03	LSR	Data is not available	Data is not available	Oversupply
8/20/2021 10:11	0:06	LSR	Data is not available	Data is not available	Oversupply
8/20/2021 10:18	0:01	LSR	Data is not available	Data is not available	Oversupply
8/20/2021 10:20	0:01	LSR	Data is not available	Data is not available	Oversupply
8/20/2021 10:22	0:01	LSR	Data is not available	Data is not available	Oversupply
8/20/2021 10:25	0:01	LSR	Data is not available	Data is not available	Oversupply
8/20/2021 10:56	0:01	LSR	Data is not available	Data is not available	Oversupply
8/20/2021 11:12	0:03	LSR	Data is not available	Data is not available	Oversupply
8/20/2021 13:01	0:04	LSR	Data is not available	Data is not available	Oversupply
8/20/2021 13:53	0:01	LSR	Data is not available	Data is not available	Oversupply
8/20/2021 14:01	0:01	LSR	Data is not available	Data is not available	Oversupply
8/20/2021 14:06	0:01	LSR	Data is not available	Data is not available	Oversupply

Notes:
On June 27, 2012, Maui Electric notified Lanai Sustainability Research (LSR) that although LSR has not operated in compliance with the revised ramp rate of 360 kW/minute, Maui Electric would conditionally allow LSR to operate at the allowed capacity of 1.2 MW while the Maui Electric-Lanai Diesel Operator was in the control room.
LSR possible output data is not available. Therefore, Maui Electric assumes LSR is curtailed if the LSR curtailment set point is less than 1,200 kW and LSR's output is within 70 kW of the curtailment set point.
The curtailment reasons have been modified to oversupply, system constraints, and facility requested, to provide continuity with HPUIC Docket No. 2013-0141 Decoupling for HECO companies' metrics.

Hawai'i Electric Light Company Curtailment Report August 2021

Start Date/Time	MW output prior to start of curtailment	End Date/Time	MW output after curtailment released ¹	IPP	Reason for Curtailment
08/04/21 01:38	19.8 MW	08/04/21 05:14	18.2 MW	Pakini Nui	Oversupply
08/05/21 01:59	18.3 MW	08/05/21 03:51	12.4 MW	Pakini Nui	Oversupply
08/06/21 06:36	6.9 MW	08/06/21 13:56	7.0 MW	Hawi Renew Dev	Facility Requested
08/10/21 07:45	0.1 MW	08/10/21 14:58	0.0 MW	West Hawaii Civic Center	System Constraint
08/12/21 08:22	3.3 MW	08/12/21 13:06	5.0 MW	Hawi Renew Dev	Facility Requested
08/16/21 08:09	2.4 MW	08/16/21 11:37	1.1 MW	Hawi Renew Dev	Facility Requested
08/17/21 07:18	0.0 MW	08/17/21 11:17	0.7 MW	Hawi Renew Dev	Facility Requested
08/24/21 12:26	0.6 MW	08/24/21 13:10	0.0 MW	TGUHI	Oversupply
08/24/21 12:27	18.7 MW	08/24/21 13:09	16.0 MW	Pakini Nui	Oversupply
08/25/21 07:59	19.9 MW	08/25/21 08:32	17.9 MW	Pakini Nui	System Constraint
08/25/21 11:15	0.1 MW	08/25/21 12:01	0.0 MW	TGUHI	Oversupply
08/25/21 11:17	19.0 MW	08/25/21 12:00	18.6 MW	Pakini Nui	Oversupply
08/25/21 12:27	19.6 MW	08/25/21 13:00	17.9 MW	Pakini Nui	System Constraint
08/28/21 10:18	1.1 MW	08/28/21 12:53	0.0 MW	TGUHI	Oversupply

¹ The MW output values are taken soon after curtailment is released by Hawai'i Electric Light and may not reflect their full output depending on ramp rate for the facility. The wind farms generally return immediately to full available levels, whereas PGV, Wailuku, and FIT Facilities may take longer to return to scheduled or full available output levels.

SERVICE LIST
(Docket No. 2011-0206)

DEAN NISHINA
EXECUTIVE DIRECTOR
DEPARTMENT OF COMMERCE AND CONSUMER AFFAIRS
DIVISION OF CONSUMER ADVOCACY
P.O. Box 541
Honolulu, HI 96809

1 Copy
Electronically Transmitted

GREGG J. KINKLEY, ESQ.
DEPARTMENT OF THE ATTORNEY GENERAL
425 Queen Street
Honolulu, Hawaii 96813
Counsel for DBEDT

1 Copy
Electronically Transmitted

DANIEL W.S. LAWRENCE, ESQ.
DEPARTMENT OF THE CORPORATION COUNSEL
CITY AND COUNTY OF HONOLULU
530 S. King Street, Room 110
Honolulu, HI 96813
Counsel for the CITY AND COUNTY OF HONOLULU

1 Copy
Electronically Transmitted

JOSEPH K. KAMELAMELA
ANGELIC M. HO
DEPARTMENT OF THE CORPORATION COUNSEL
COUNTY OF HAWAII
101 Aupuni Street, Suite 325
Hilo, HI 96720
Counsel for the COUNTY OF HAWAII

1 Copy
Electronically Transmitted

HENRY Q CURTIS
VICE PRESIDENT FOR CONSUMER ISSUES
LIFE OF THE LAND
P.O. Box 37158
Honolulu, HI 96837-0158

1 Copy
Electronically Transmitted

MELISSA MIYASHIRO (9360)
CHIEF OF STAFF
BLUE PLANET FOUNDATION
55 Merchant Street, 17th Floor
Honolulu, HI 96813

1 Copy
Electronically Transmitted

SERVICE LIST
(Docket No. 2011-0206)

ISAAC MORIWAKE, ESQ.
DAVID HENKIN, ESQ.
EARTHJUSTICE
850 Richards Street, Suite 400
Honolulu, HI 96813-4501
Counsel for HAWAII SOLAR ENERGY ASSOCIATION

1 Copy
Electronically Transmitted

RICK REED
DIRECTOR
HAWAII SOLAR ENERGY ASSOCIATION
761 Ahua Street
Honolulu, HI 96819

1 Copy
Electronically Transmitted

KENT D. MORIHARA, ESQ.
KRIS N. NAKAGAWA, ESQ.
LAUREN M. IMADA-LEE, ESQ.
TANYA M. FERNANDES, ESQ.
MoriHara Lau & Fong LLP
841 Bishop Street, Suite 400
Honolulu, Hawaii 96813
Counsel for KAUAI ISLAND UTILITY COOPERATIVE

1 Copy
Electronically Transmitted

ERIK W. KVAM
CHIEF EXECUTIVE OFFICER
ZERO EMISSIONS LEASING LLC
4188-4 Keanu Street
Honolulu, HI 96816

1 Copy
Electronically Transmitted

SANDRA-ANN Y.H. WONG, ESQ.
ATTORNEY AT LAW, A LAW CORPORATION
1050 Bishop Street, #514
Honolulu, HI 96813
Counsel for TAWHIRI POWER LLC

1 Copy
Electronically Transmitted

RILEY SAITO
73-1294 Awakea Street
Kailua-Kona, HI 96740
For SOLAR ENERGY INDUSTRIES ASSOCIATION

1 Copy
Electronically Transmitted

DEAN T. YAMAMOTO, ESQ.
YAMAMOTO & SETTLE
1100 Alakea Street, Suite 3100
Honolulu, HI 96813
Counsel for CASTLE & COOKE HOMES HAWAII, INC.,
CASTLE & COOKE RESORTS, LLC and
LANAI SUSTAINABILITY RESEARCH, LLC

1 Copy
Electronically Transmitted

SERVICE LIST
(Docket No. 2011-0206)

MICHAEL J. HOPPER, ESQ. DEPUTY CORPORATION COUNSEL DEPARTMENT OF THE CORPORATION COUNSEL COUNTY OF MAUI 200 S. High Street Wailuku, HI 96793 Counsel for the COUNTY OF MAUI	1 Copy Electronically Transmitted
CURTIS SEYMOUR SENIOR MANAGER, GOVERNMENT AFFAIRS SUN EDISON LLC 600 Clipper Drive Belmont, CA 94002	1 Copy Electronically Transmitted
MONA W. CLARK, ESQ. OFFICE OF THE COUNTY ATTORNEY COUNTY OF KAUAI 4444 Rice Street, Suite 200 Lihue, HI 96766-1300	1 Copy Electronically Transmitted
BRADLEY ALBERT PRESIDENT HAWAII PV COALITION P.O. Box 81501 Haiku, HI 96708	1 Copy Electronically Transmitted
HILTON H. UNEMORI ECM, INC. 130 N. Market Street Wailuku, HI 96793-1716 For SOUTH MAUI RENEWABLE RESOURCES, LLC	1 Copy Electronically Transmitted
SKY STANFIELD SHUTE, MIHALY & WEINBERGER LLP 396 Hayes Street San Francisco, CA 94102 For the INTERSTATE RENEWABLE ENERGY COUNCIL	1 Copy Electronically Transmitted
PETE COOPER SOLARCITY CORPORATION REGIONAL DIRECTOR, HAWAII 599 Kahelu Street Mililani, HI 96789	1 Copy Electronically Transmitted

SERVICE LIST
(Docket No. 2011-0206)

ALISON SILVERSTEIN
19213 Luedtke Lane
Pflugerville, TX 78660

1 Copy
Electronically Transmitted

BRENDAN KIRBY
12011 SW Pineapple Court
Palm City, FL 34990

1 Copy
Electronically Transmitted

Chun, Marisa

From: puc@hawaii.gov
Sent: Tuesday, September 28, 2021 8:20 AM
To: Chun, Marisa
Subject: Hawaii PUC eFiling Confirmation of Filing

[This email is coming from an EXTERNAL source. Please use caution when opening attachments or links in suspicious email.]

Your eFile document has been filed with the Hawaii Public Utilities commission on 2021 Sep 28 AM 08:17. The mere fact of filing shall not waive any failure to comply with Hawaii Administrative Rules Chapter 6-61, Rules of Practice and Procedure Before the Public Utilities Commission, or any other application requirements. Your confirmation number is MARI21081710404. If you have received this email in error please notify the Hawaii Public Utilities Commission by phone at 808 586-2020 or email at hawaii.puc@hawaii.gov.