



January 27, 2022

The Honorable Chair and Members
of the Hawai'i Public Utilities Commission
Kekuanao'a Building, First Floor
465 South King Street
Honolulu, Hawai'i 96813

Dear Commissioners:

Subject: Docket No. 2011-0206
Reliability Standards Working Group
Monthly Report

In accordance with Ordering Paragraph 3 of Order No. 30371, filed May 4, 2012 in the subject proceeding, enclosed as Exhibit A is Hawaiian Electric's¹ monthly report for December 2021 on: (1) system frequency control performance during month; (2) significant system events during month; and (3) curtailment of non-dispatchable renewable resources.

Any party to this proceeding may obtain an electronic copy of this report by emailing Marisa Chun at marisa.chun@hawaiianelectric.com.

Sincerely,

/s/ Kevin M. Katsura

Kevin M. Katsura
Director, Regulatory Non-Rate Proceedings

Enclosures

c: Service List

¹ Hawaiian Electric Company, Inc., Maui Electric Company, Limited, and Hawai'i Electric Light Company, Inc. are each doing business as "Hawaiian Electric" and have jointly registered "Hawaiian Electric" as a trade name with the State of Hawai'i Department of Commerce and Consumer Affairs, as evidenced by Certificate of Registration No. 4235929, dated December 20, 2019.

The Commission's Order No. 30371 (Docket No 2011-0206 – Relating To Various Matters in RSWG Process), filed May 4, 2012, ordered the following information for each island grid:

- (1) System frequency control performance during month:
 - a) Frequency duration plot based on the highest resolution SCADA data available for the month detailing how many seconds each power system operated at frequencies above 60 hertz and at frequencies below 60 Hz.
 - b) Tabulation of the number, magnitude and duration of frequency excursions (high and low) outside normal frequency control range (59.95 to 60.05 Hz).

The following provides information with respect to items 1a) through 1b) – (all statements are current as of the month ending December 31, 2021):

1a) Frequency duration plot based on the highest resolution SCADA data available for the month detailing how many seconds each power system operated at frequencies above 60 hertz and at frequencies below 60 Hz:

The frequency duration plots for Hawaiian Electric Company, Inc., Maui Electric Company, Limited (Maui Division) and Hawai'i Electric Light Company, Inc. based on two-second data are provided in Attachment 1, and the enclosed Excel files. Refer to the electronic files for the individual data points because the information is voluminous and does not translate well to a hard copy.

1b) Tabulation of the number, magnitude and duration of frequency excursions (high and low) outside normal frequency control range (59.95 to 60.05 Hz):

Tabulation of the number, magnitude and duration of frequency excursions outside of the frequency range of 59.95 Hz to 60.05 Hz for Hawaiian Electric Company, Inc., Maui Electric Company, Limited (Maui Division) and Hawai'i Electric Light Company, Inc are provided in Attachment 2, and the enclosed Excel files. Refer to the electronic files for the individual data points because the information is voluminous and does not translate well to a hard copy.

- (2) Significant system events during month:
 - a) Tabulation of contingency reserve activations including date and time, MW magnitude, duration, and triggering event.
 - b) Tabulation of under frequency load shed activations including date and time, triggering frequency, MW magnitude, duration, and triggering event.
 - c) Tabulation of demand response activations for system events, including date and time, MW magnitude, duration, and triggering event, (excluding demand response utilization for unit commitment deferral or system operations economics.)

The following provides information with respect to items 2a) through 2c) – (all statements are current as of the month ending December 31, 2021):

2a) Tabulation of contingency reserve activations including date and time, MW magnitude, duration, and triggering event:

Hawaiian Electric Company, Inc.'s contingency reserve activations are provided in Attachment 3. Maui Electric Company, Limited and Hawai'i Electric Light Company, Inc. do not operate with contingency reserve requirements.

2b) Tabulation of under frequency load shed activations including date and time, triggering frequency, MW magnitude, duration, and triggering event:

Hawai'i Electric Light Company, Inc.'s under frequency load shed activations are provided in Attachment 4. Hawaiian Electric Company, Inc. and Maui Electric Company, Limited did not have any under frequency load shed activations in the month of December.

2c) Tabulation of demand response activations for system events, including date and time, MW magnitude, duration, and triggering event, (excluding demand response utilization for unit commitment deferral or system operations economics.)

Hawaiian Electric Company, Inc.'s demand response activations for system events are provided in Attachment 5. Hawai'i Electric Light Company, Inc. currently does not have a demand response program. Maui Electric Company, Limited has implemented the Fast Demand Response pilot program on a limited basis. Hawai'i Electric Light Company, Inc. plans to use the findings of Maui Electric Company, Limited's pilot program to help in the evaluation and development of future demand response programs. Maui Electric Company, Limited executes a weekly testing protocol which measures customer participation. This program is not currently used in response to actual system events.

- (3) Curtailment of non-dispatchable renewable resources:
- (a) Tabulation of each curtailment event for each resource including the starting date and time, duration, megawatt hours curtailed, peak MW curtailed, and reason for curtailment.
 - (b) Total MWh of non-dispatchable renewable resources curtailed for the month.

The following provides information with respect to items 3a) through 3b) – (all statements are current as of the month ending December 31, 2021):

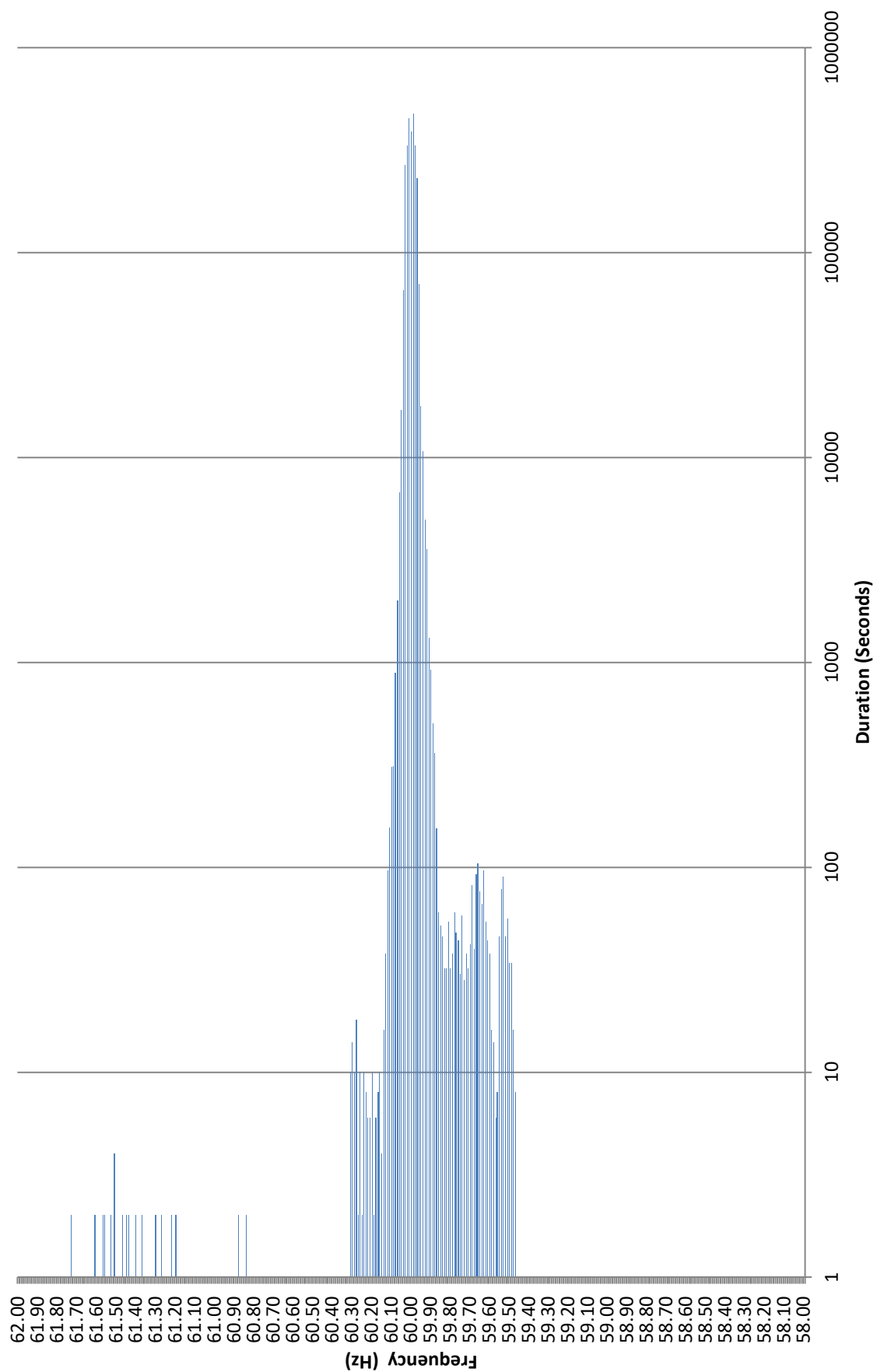
3a) Tabulation of each curtailment event for each resource including the starting date and time, duration, megawatt hours curtailed, peak MW curtailed, and reason for curtailment:

The tabulation of each curtailment event for each resource is provided in Attachment 6.

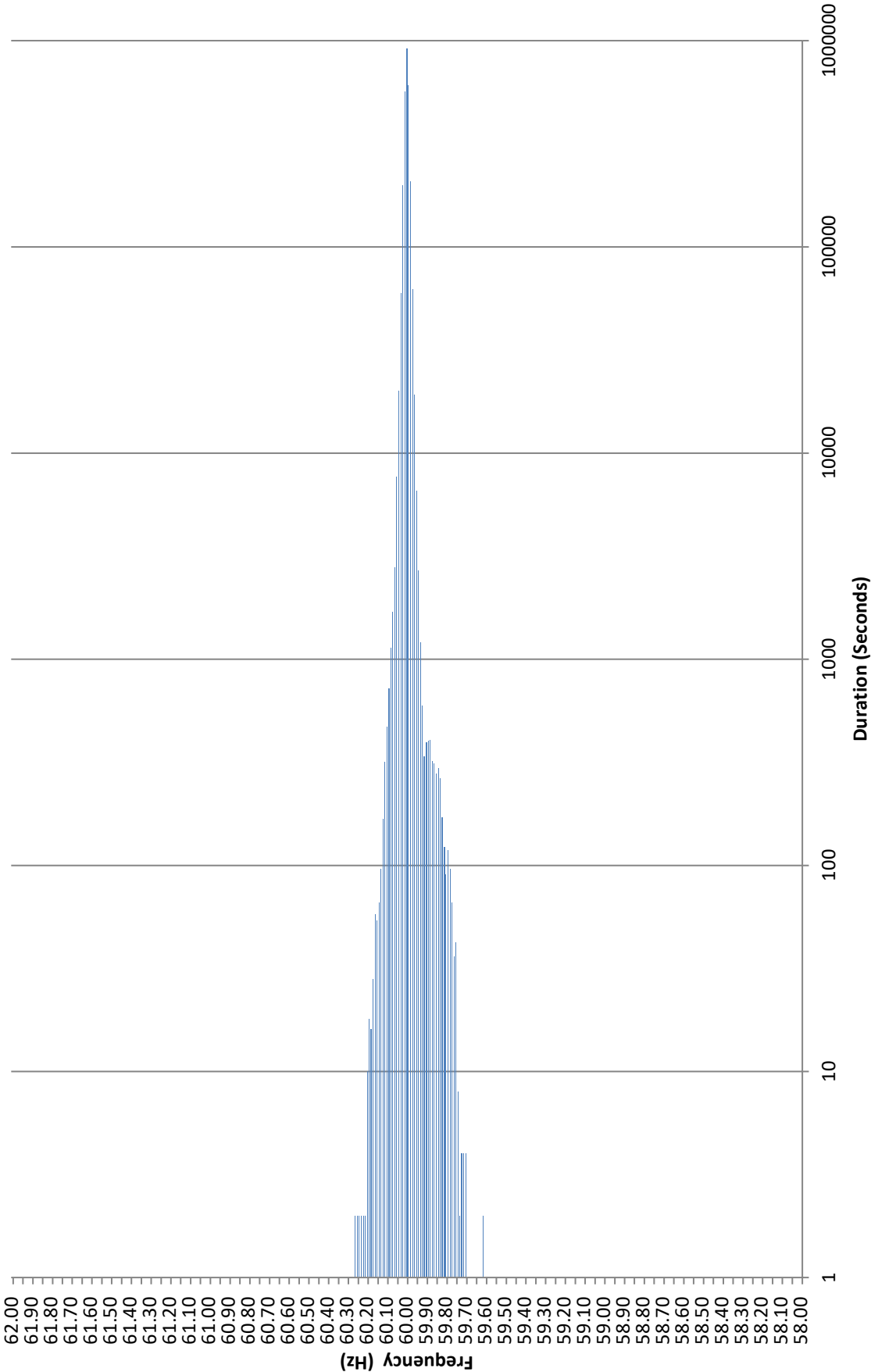
3b) Total MWh of non-dispatchable renewable resources curtailed for the month:

Curtailed MWh from non-dispatchable resources are difficult to determine due to the variability of the resource during curtailment periods. In some cases, the curtailed MWh estimates were provided by the IPPs under curtailment. The Company does not make any representations as to the accuracy of the curtailed MWh. The estimated MWh of non-dispatchable resources curtailed for the month are provided in Attachment 6, corresponding to each curtailment event.

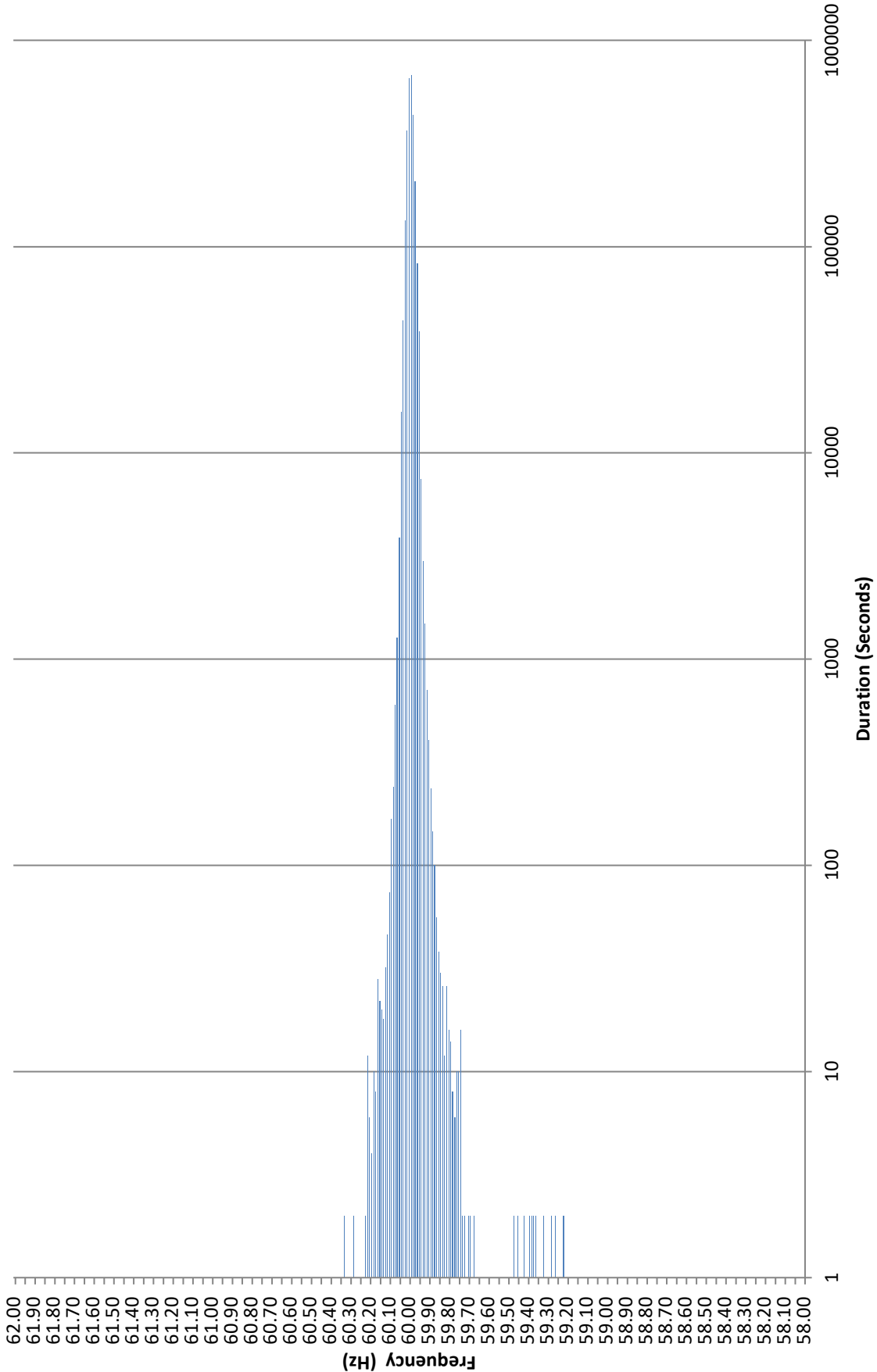
**Frequency Distribution Plot - Hawaiian Electric Company, Inc.
December 2021**



**Frequency Distribution Plot - Maui Electric Company, Limited
December 2021**



**Frequency Distribution Plot - Hawai'i Electric Light Company, Inc.
December 2021**



Hawaiian Electric Company, Inc. Frequency Excursion Statistics December 2021		
Data Rounded to the nearest	<59.95 Hz	>60.05 Hz
Number of Excursions	1742	1018
Maximum Duration (sec)	1756	402
Maximum Deviation (Hz)	59.466	61.726
Total Duration of Excursions (sec)	30690	15200

Maui Electric Company, Limited Frequency Excursion Statistics December 2021		
	<59.95 Hz	>60.05 Hz
Number of Excursions	1390	1125
Maximum Duration (sec)	3000	730
Maximum Deviation (Hz)	59.607	60.264
Total Duration of Excursions (sec)	10690	10406

Hawai'i Electric Light Company, Inc. Frequency Excursion Statistics December 2021		
	<59.95 Hz	>60.05 Hz
Number of Excursions	5609	636
Maximum Duration (sec)	250	238
Maximum Deviation (Hz)	59.217	60.331
Total Duration of Excursions (sec)	33198	3880

HAWAIIAN ELECTRIC COMPANY, INC.
CONTINGENCY RESERVE ACTIVATION EVENTS
December 2021

Event #	Date & Time	Frequency (Hz)			Spinning Reserve Shortfall (MW)	Duration (HH:MM)	Description
		Prior to Event	Nadir	Trigger			
1	12/11/2021 20:46	59.80	59.58	NA	-80.00	0:28	AES tripped offline while generating ~32MW. Schofield and Waiiau 9 called online for spinning reserves.
2	12/30/2021 8:23	60.01	59.47	NA	0.00	0:00	Kahe 5 tripped offline while generating ~71MW.

HAWAIIAN ELECTRIC COMPANY, INC.
 DEMAND RESPONSE EVENTS
 December 2021

Event #	Date & Time	Frequency (Hz)			Load Shed (MW)	Duration (HH:MM)	Description
		Prior to Event	Nadir	Trigger			
1	12/11/2021 20:46	59.80	59.58	59.70	NA	0:28	AES tripped offline while generating ~32MW. Schofield and Waiau 9 called online for spinning reserves. RDLC and CIDLC activated
2	12/30/2021 8:23	60.01	59.47	59.70	NA	0:01	Kahe 5 tripped offline while generating ~71MW. RDLC and CIDLC activated.

Hawaiian Electric Company, Inc. Curtailment Report December 2021

Start Date/Time	Curtailment Set Point	MW output prior to start of curtailment	End Date/Time	MW output after curtailment released	Estimated MWh of curtailed energy during event (1)	IPP/Facility	Reason for Curtailment
12/01/21 05:49	0.0	0.00	12/01/21 06:51	0	*	North	System Constraints
12/01/21 05:49	0.0	0.00	12/01/21 06:51	0	*	South	System Constraints
12/01/21 06:26	0.0	15.00	12/01/21 07:45	0	*	NPM	System Constraints
12/01/21 14:21	0.0	7.00	12/01/21 15:05	0	*	NPM	System Constraints
12/02/21 01:48	0.0	0.00	12/02/21 02:23	0	*	North	System Constraints
12/02/21 01:48	0.0	0.00	12/02/21 02:23	0	*	South	System Constraints
12/02/21 01:51	0.0	0.00	12/02/21 02:21	0	*	KWMauka	System Constraints
12/02/21 01:52	0.0	0.00	12/02/21 02:22	0	*	KSMauka	System Constraints
12/03/21 12:13	0.0	5.69	12/03/21 15:14	0	*	KWF	System Constraints
12/04/21 09:53	0.0	1.30	12/04/21 10:45	0	*	KREP	System Constraints
12/04/21 09:53	0.0	1.80	12/04/21 10:45	0	*	Aloha2	System Constraints
12/04/21 09:57	0.0	8.33	12/04/21 10:46	0	3.06	WestL	System Constraints
12/04/21 10:46	5.0	0.00	12/06/21 06:52	0	0.00	WestL	System Constraints
12/04/21 11:01	0.0	7.80	12/04/21 12:01	0	*	KSMauka	Oversupply
12/04/21 11:01	0.0	6.10	12/04/21 11:58	0	*	KSMakai	Oversupply
12/04/21 11:02	0.0	3.90	12/04/21 11:50	0	*	Aloha2	Excess Generation
12/04/21 11:02	0.0	0.70	12/04/21 11:49	0	*	MFO	Excess Generation
12/04/21 11:03	0.0	4.50	12/04/21 11:43	0	*	NPM	Excess Generation
12/06/21 16:42	0.0	0.00	12/06/21 16:48	0	*	Waianae	System Constraints
12/06/21 20:33	0.0	0.00	12/06/21 21:08	0	*	KREP	System Constraints
12/06/21 20:35	0.0	0.00	12/06/21 21:09	0	0.00	WestL	System Constraints
12/06/21 23:25	0.0	9.00	12/07/21 00:06	0	*	NPM	System Constraints
12/07/21 00:52	29.0	0.00	12/07/21 00:52	0.42	*	KWF	Facility Requested
12/07/21 08:04	0.0	0.00	12/07/21 08:33	0	*	NPM	System Constraints
12/07/21 15:40	0.0	0.00	12/07/21 17:01	0	*	KLS2	System Constraints
12/08/21 00:06	0.0	0.00	12/08/21 00:23	0	*	KLS2	System Constraints
12/09/21 11:23	0.0	19.00	12/09/21 15:06	0	*	KSMauka	Oversupply
12/09/21 11:24	0.0	11.70	12/09/21 14:56	0	*	KSMakai	Oversupply
12/09/21 11:26	0.0	3.70	12/09/21 12:53	0	*	Aloha2	Oversupply
12/09/21 11:34	0.0	2.70	12/09/21 12:50	0	*	MFO	Oversupply
12/09/21 11:37	0.0	23.00	12/09/21 12:38	0	*	NPM	Oversupply
12/09/21 21:04	23.5	23.50	12/10/21 08:07	23.33	*	NPM	System Constraints
12/10/21 06:34	0.0	0.00	12/10/21 07:37	0	*	KREP	System Constraints
12/10/21 06:36	0.0	0.00	12/10/21 07:41	0	0.50	WestL	System Constraints
12/10/21 14:11	0.0	0.00	12/10/21 15:29	0	*	KREP	System Constraints
12/10/21 14:12	0.0	5.89	12/10/21 15:29	0	4.63	WestL	System Constraints
12/12/21 11:05	0.0	14.10	12/12/21 14:35	0	*	KSMauka	Oversupply
12/12/21 11:05	0.0	13.50	12/12/21 14:35	0	*	KSMakai	Oversupply
12/12/21 11:05	0.0	3.20	12/12/21 14:32	0	*	Aloha2	Oversupply
12/12/21 11:11	0.0	2.10	12/12/21 14:26	0	*	MFO	Oversupply
12/12/21 11:11	0.0	23.80	12/12/21 14:24	0	*	NPM	Oversupply
12/12/21 11:49	7.4	9.68	12/12/21 12:03	6.59	*	Lani	Oversupply
12/12/21 11:49	22.9	29.66	12/12/21 12:03	22.86	*	Waipio	Oversupply
12/12/21 12:03	0.0	6.59	12/12/21 14:12	0	*	Lani	Oversupply
12/12/21 12:03	0.0	22.86	12/12/21 14:08	0	*	Waipio	Oversupply
12/13/21 06:43	0.0	23.40	12/13/21 15:44	0	*	NPM	System Constraints
12/13/21 07:06	0.0	0.00	12/13/21 07:28	0	*	KREP	System Constraints
12/13/21 07:07	0.0	0.00	12/13/21 07:29	0	0.22	WestL	System Constraints
12/13/21 16:35	0.0	0.80	12/13/21 17:00	0	*	KREP	System Constraints
12/13/21 16:38	0.0	5.15	12/13/21 17:09	0	1.40	WestL	System Constraints
12/14/21 08:39	0.0	22.00	12/14/21 21:32	0	*	NPM	System Constraints
12/14/21 09:33	0.0	1.00	12/14/21 10:09	0	*	KREP	System Constraints
12/14/21 09:34	0.0	7.21	12/14/21 10:09	0	1.89	WestL	System Constraints
12/14/21 18:23	0.0	0.00	12/15/21 01:21	0	*	North	System Constraints
12/14/21 18:23	0.0	0.00	12/15/21 01:22	0	*	South	System Constraints
12/14/21 18:48	0.0	0.00	12/14/21 19:24	0	*	KREP	System Constraints
12/14/21 18:48	0.0	0.00	12/14/21 19:24	0	0.00	WestL	System Constraints
12/15/21 07:28	0.0	0.00	12/15/21 07:57	0	*	KREP	System Constraints
12/15/21 07:30	0.0	0.00	12/15/21 07:58	0	0.56	WestL	System Constraints
12/15/21 15:24	0.0	1.00	12/15/21 15:49	0	*	KREP	System Constraints

Hawaiian Electric Company, Inc. Curtailment Report December 2021

Start Date/Time	Curtailment Set Point	MW output prior to start of curtailment	End Date/Time	MW output after curtailment released	Estimated MWh of curtailed energy during event (1)	IPP/Facility	Reason for Curtailment
12/15/21 15:25	0.0	1.63	12/15/21 15:49	0	1.16	WestL	System Constraints
12/16/21 07:26	0.0	0.00	12/16/21 07:38	0	*	KREP	System Constraints
12/16/21 07:27	0.0	0.00	12/16/21 07:39	0	0.26	WestL	System Constraints
12/16/21 16:45	0.0	0.00	12/16/21 17:09	0	*	KREP	System Constraints
12/16/21 16:46	0.0	3.37	12/16/21 17:10	0	0.60	WestL	System Constraints
12/17/21 06:06	0.0	0.00	12/17/21 19:55	0	*	Lani	System Constraints
12/18/21 11:40	0.0	23.00	12/18/21 14:29	0	*	KSMauka	Oversupply
12/18/21 11:52	0.0	14.00	12/18/21 14:29	0	*	KSMakai	Oversupply
12/18/21 13:47	0.0	3.30	12/18/21 14:22	0	*	Aloha2	Oversupply
12/18/21 13:47	0.0	0.70	12/18/21 14:22	0	*	MFO	Oversupply
12/18/21 13:47	0.0	14.50	12/18/21 14:21	0	*	NPM	Oversupply
12/19/21 12:08	0.0	13.30	12/19/21 14:11	0	*	KSMauka	Oversupply
12/19/21 12:08	0.0	12.00	12/19/21 14:11	0	*	KSMakai	Oversupply
12/19/21 12:12	0.0	7.60	12/19/21 14:03	0	*	Aloha2	Oversupply
12/19/21 12:15	0.0	0.20	12/19/21 14:03	0	*	MFO	Oversupply
12/19/21 12:29	0.0	23.30	12/19/21 14:02	0	*	NPM	Oversupply
12/19/21 12:33	0.0	5.32	12/19/21 13:38	0	*	Lani	Oversupply
12/19/21 12:33	0.0	32.48	12/19/21 13:38	0	*	Waipio	Oversupply
12/19/21 14:32	0.0	6.20	12/19/21 14:49	0	*	KSMauka	Oversupply
12/19/21 14:32	0.0	5.40	12/19/21 14:49	0	*	KSMakai	Oversupply
12/21/21 12:30	0.0	11.00	12/21/21 13:58	0	*	KSMauka	Oversupply
12/21/21 12:30	0.0	7.00	12/21/21 13:58	0	*	KSMakai	Oversupply
12/22/21 07:37	24.0	1.00	12/22/21 08:55	15.62	*	KSMauka	Facility Requested
12/22/21 12:20	0.0	15.00	12/22/21 13:43	0	*	KSMauka	Oversupply
12/22/21 12:20	0.0	12.00	12/22/21 13:43	0	*	KSMakai	Oversupply
12/23/21 10:15	0.0	10.00	12/23/21 15:24	0	*	KSMauka	Oversupply
12/23/21 10:15	0.0	14.00	12/23/21 15:24	0	*	KSMakai	Oversupply
12/23/21 10:40	0.0	4.00	12/23/21 15:19	0	*	Aloha2	Oversupply
12/23/21 10:41	0.0	3.00	12/23/21 15:13	0	*	MFO	Oversupply
12/23/21 10:49	0.0	24.00	12/23/21 14:54	0	*	NPM	Oversupply
12/23/21 11:14	0.0	11.33	12/23/21 14:41	0	*	Lani	Oversupply
12/23/21 11:14	0.0	38.57	12/23/21 14:41	0	*	Waipio	Oversupply
12/24/21 09:49	0.0	21.00	12/24/21 11:13	0	*	KSMauka	Oversupply
12/24/21 09:49	0.0	15.00	12/24/21 11:13	0	*	KSMakai	Oversupply
12/24/21 12:29	0.0	23.00	12/24/21 14:52	0	*	KSMauka	Oversupply
12/24/21 12:29	0.0	15.00	12/24/21 14:51	0	*	KSMakai	Oversupply
12/25/21 09:33	0.0	15.00	12/25/21 13:54	0	*	KSMakai	Oversupply
12/25/21 09:34	0.0	23.00	12/25/21 13:54	0	*	KSMauka	Oversupply
12/25/21 11:13	0.0	4.00	12/25/21 13:52	0	*	Aloha2	Oversupply
12/25/21 11:13	0.0	2.00	12/25/21 13:50	0	*	MFO	Oversupply
12/25/21 11:15	0.0	16.00	12/25/21 13:46	0	*	NPM	Oversupply
12/25/21 15:30	0.0	3.70	12/25/21 15:41	0	*	KSMauka	Oversupply
12/25/21 15:30	0.0	4.10	12/25/21 16:10	0	*	KSMakai	Oversupply
12/26/21 09:07	0.0	19.00	12/26/21 13:15	0	*	KSMauka	Oversupply
12/26/21 09:08	0.0	12.80	12/26/21 13:15	0	*	KSMakai	Oversupply
12/26/21 09:11	0.0	3.40	12/26/21 13:01	0	*	Aloha2	Oversupply
12/26/21 09:14	0.0	1.10	12/26/21 12:59	0	*	MFO	Oversupply
12/26/21 09:18	0.0	23.70	12/26/21 12:54	0	*	NPM	Oversupply
12/26/21 09:27	5.2	9.45	12/26/21 10:27	5.2	*	Lani	Oversupply
12/26/21 09:27	14.8	26.38	12/26/21 10:27	14.66	*	Waipio	Oversupply
12/26/21 10:27	5.3	5.2	12/26/21 10:36	5.3	*	Lani	Oversupply
12/26/21 10:27	14.7	14.66	12/26/21 10:36	10.9	*	Waipio	Oversupply
12/26/21 10:36	0.0	5.37	12/26/21 12:31	0	*	Lani	Oversupply
12/26/21 10:36	0.0	10.9	12/26/21 12:31	0	*	Waipio	Oversupply
12/26/21 20:44	23.5	23.90	12/27/21 09:30	0	*	NPM	System Constraints
12/27/21 09:51	0.0	23.40	12/27/21 14:58	0	*	KSMauka	Oversupply
12/27/21 09:52	0.0	15.50	12/27/21 14:58	0	*	KSMakai	Oversupply
12/27/21 10:11	0.0	3.60	12/27/21 14:57	0	*	Aloha2	Oversupply
12/27/21 10:12	0.0	2.00	12/27/21 14:55	0	*	MFO	Oversupply
12/27/21 10:15	0.0	20.70	12/27/21 12:34	0	*	NPM	Oversupply
12/31/21 11:50	0.0	0.00	12/31/21 16:43	0	*	KWF	System Constraints
12/31/21 11:11	0.0	2.90	12/31/21 16:30	0	*	KWMakai	System Constraints

Hawaiian Electric Company, Inc. Curtailment Report December 2021

Start Date/Time	Curtailment Set Point	MW output prior to start of curtailment	End Date/Time	MW output after curtailment released	Estimated MWh of curtailed energy during event (1)	IPP/Facility	Reason for Curtailment
-----------------	-----------------------	---	---------------	--------------------------------------	--	--------------	------------------------

Aloha1 = Aloha Solar Energy Fund I
Aloha2 = Aloha Solar Energy Fund II
KLS2 = Kalaeloa Solar Two
KREP = Kalaeloa Renewable Energy Partners
KWF = Kahuku Wind Power
Lani = Lanikuhana Solar
MFO = Mauka FIT One Solar
NPM = Na Pua Makani Power Partners
KSMakai = Kawaiiloa Solar Makai
KSMauka = Kawaiiloa Solar Mauka
KWMakai = Kawaiiloa Wind Makai
KWMauka = Kawaiiloa Wind Mauka
North = Waihonu North
South = Waihonu South
Waianae = EE Waianae Solar Project
Waipio = Waipio PV
WestL = West Loch PV

(1) The estimated MWh of energy curtailed during the event is supplied by IPP, and HECO does not make any representations as to its accuracy.

* Data has not been provided by IPP.



Maui Curtailment Report

December 2021

Start Date and Time	Duration (minutes)	IPP Curtailed	Estimated Curtailed MWH	Peak MW Curtailed	Reasons for Curtailment
12/1/2021 1:57	0:11	KWPPII	0.25724	8.13733	Oversupply
12/1/2021 3:20	2:43	KWPPII	29.77982	20.83431	Oversupply
12/1/2021 3:23	0:11	AWE	0.17283	17.00000	Oversupply
12/1/2021 3:36	0:01	AWE	0.00389	15.70000	Oversupply
12/1/2021 3:39	0:09	AWE	0.21681	16.10000	Oversupply
12/1/2021 3:52	0:01	AWE	0.00622	16.50000	Oversupply
12/1/2021 3:56	0:04	AWE	0.03304	16.90000	Oversupply
12/1/2021 4:01	0:01	AWE	0.00117	17.70000	Oversupply
12/1/2021 4:05	0:08	AWE	0.05935	19.50000	Oversupply
12/1/2021 4:14	0:37	AWE	1.96413	20.40000	Oversupply
12/1/2021 4:52	0:32	AWE	0.62293	21.00000	Oversupply
12/1/2021 5:26	0:01	AWE	0.00141	21.00000	Oversupply
12/1/2021 6:22	0:01	KWPPII	0.00471	19.64874	Oversupply
12/1/2021 6:24	0:33	KWPPII	2.10244	20.82833	Oversupply
12/1/2021 6:46	0:12	BS250	Data is not available	Data is not available	Oversupply
12/1/2021 6:59	0:08	BS250	Data is not available	Data is not available	Oversupply
12/1/2021 7:00	0:07	KWPPII	0.30096	18.94419	Oversupply
12/1/2021 13:13	0:02	SSA3	-0.01120	1.62200	Oversupply
12/1/2021 13:14	0:02	SSA2	0.04576	0.53000	Oversupply
12/2/2021 12:24	0:01	KWPPII	0.00040	0.02395	Oversupply
12/2/2021 16:01	0:01	KWPPII	0.00027	0.01597	Oversupply
12/4/2021 11:06	0:02	SSA2	0.03613	2.11600	Oversupply
12/4/2021 11:06	0:02	SSA3	0.01568	0.94000	Oversupply
12/4/2021 11:07	0:02	BS250	Data is not available	Data is not available	Oversupply
12/4/2021 11:08	0:02	SSA2	0.03613	0.01700	Oversupply
12/4/2021 11:08	0:02	SSA3	0.01594	0.00400	Oversupply
12/4/2021 11:14	0:02	SSA2	0.04757	0.54600	Oversupply
12/4/2021 11:14	0:02	SSA3	0.01542	0.86600	Oversupply
12/4/2021 11:16	0:02	SSA2	0.04010	0.59000	Oversupply
12/4/2021 11:16	0:02	SSA3	0.03136	0.23900	Oversupply
12/4/2021 11:22	0:02	SSA2	0.04010	1.21000	Oversupply
12/4/2021 11:22	0:02	SSA3	0.03110	1.80500	Oversupply
12/4/2021 11:23	0:08	BS250	Data is not available	Data is not available	Oversupply
12/4/2021 11:24	0:06	SSA2	0.12637	0.01100	Oversupply
12/4/2021 11:24	0:06	SSA3	0.10129	0.00400	Oversupply
12/4/2021 11:25	0:06	KWPPII	0.16730	11.28687	Oversupply
12/4/2021 11:30	0:02	SSA2	0.08931	0.00300	Oversupply
12/4/2021 11:30	0:02	SSA3	0.05511	0.01700	Oversupply
12/4/2021 11:32	0:22	BS250	Data is not available	Data is not available	Oversupply
12/4/2021 11:32	0:12	SSA2	0.53956	0.00400	Oversupply
12/4/2021 11:32	0:22	SSA3	0.62931	0.00300	Oversupply
12/4/2021 11:33	0:20	KWPPII	0.74750	10.43163	Oversupply
12/4/2021 11:44	0:02	SSA2	0.08554	0.00200	Oversupply
12/4/2021 11:46	0:06	SSA2	0.16368	0.00800	Oversupply
12/4/2021 11:52	0:02	SSA2	0.05411	0.00400	Oversupply
12/4/2021 11:54	0:01	KWPPII	0.01056	9.49155	Oversupply
12/4/2021 11:54	0:02	SSA2	0.05456	0.23000	Oversupply
12/4/2021 11:55	0:02	SSA3	0.05982	0.27200	Oversupply
12/4/2021 11:56	0:02	SSA2	0.05411	0.03900	Oversupply
12/4/2021 11:57	0:02	BS250	Data is not available	Data is not available	Oversupply
12/4/2021 11:57	0:02	KWPPII	0.02998	8.55447	Oversupply
12/4/2021 11:57	0:02	SSA3	0.05982	0.00600	Oversupply
12/4/2021 11:58	0:02	SSA2	0.04812	0.12300	Oversupply
12/4/2021 11:59	0:02	SSA3	0.04971	0.07100	Oversupply
12/4/2021 12:01	0:02	SSA3	0.07591	0.49100	Oversupply
12/4/2021 12:02	0:02	SSA2	0.06009	1.06400	Oversupply
12/4/2021 12:03	0:02	SSA3	0.07654	1.63100	Oversupply
12/4/2021 12:05	0:02	SSA2	0.05960	1.23000	Oversupply
12/4/2021 12:05	0:02	SSA3	0.07654	1.18200	Oversupply
12/4/2021 12:07	0:06	SSA2	0.17979	0.31800	Oversupply
12/4/2021 12:07	0:05	BS250	Data is not available	Data is not available	Oversupply
12/4/2021 12:07	0:04	KWPPII	0.00998	6.84597	Oversupply
12/4/2021 12:07	0:06	SSA3	0.22962	0.09100	Oversupply
12/4/2021 12:12	0:01	KWPPII	0.00202	6.29011	Oversupply
12/4/2021 12:13	0:02	SSA2	0.05986	0.08400	Oversupply
12/4/2021 12:13	0:02	SSA3	0.07618	0.18900	Oversupply
12/4/2021 12:15	0:02	SSA3	0.04016	1.23900	Oversupply
12/4/2021 12:17	0:02	SSA2	0.06307	3.11100	Oversupply
12/4/2021 12:17	0:02	SSA3	0.04016	2.19700	Oversupply
12/4/2021 12:19	0:02	SSA2	0.06359	1.46900	Oversupply
12/4/2021 12:19	0:02	SSA3	0.03983	0.91600	Oversupply
12/4/2021 12:21	0:02	SSA2	0.06307	2.31900	Oversupply
12/4/2021 12:21	0:02	SSA3	0.04016	0.51000	Oversupply



Maui Curtailment Report

December 2021

Start Date and Time	Duration (minutes)	IPP Curtailed	Estimated Curtailed MWH	Peak MW Curtailed	Reasons for Curtailment
12/4/2021 12:23	0:02	BS250	Data is not available	Data is not available	Oversupply
12/4/2021 12:23	0:03	KWP/II	0.02436	6.59948	Oversupply
12/4/2021 12:23	0:04	SSA2	0.12666	0.36300	Oversupply
12/4/2021 12:23	0:04	SSA3	0.08032	0.02400	Oversupply
12/4/2021 12:27	0:02	SSA2	0.06359	0.39800	Oversupply
12/4/2021 12:27	0:02	SSA3	0.04016	0.01000	Oversupply
12/4/2021 12:29	0:02	SSA2	0.05301	0.32600	Oversupply
12/4/2021 12:29	0:02	SSA3	0.02448	0.40000	Oversupply
12/4/2021 13:39	0:02	SSA3	-0.00050	2.06900	Oversupply
12/4/2021 21:55	0:01	KWP/II	0.00424	14.92143	Oversupply
12/4/2021 22:02	0:01	KWP/II	0.00461	16.11299	Oversupply
12/4/2021 22:04	0:02	KWP/II	0.01253	16.10800	Oversupply
12/4/2021 22:57	0:15	KWP/II	0.25143	13.54924	Oversupply
12/4/2021 23:13	0:01	KWP/II	0.00098	13.09617	Oversupply
12/4/2021 23:15	0:10	KWP/II	0.24687	14.37056	Oversupply
12/4/2021 23:27	0:04	KWP/II	0.05672	13.20894	Oversupply
12/4/2021 23:34	0:01	KWP/II	0.00194	12.15410	Oversupply
12/4/2021 23:38	0:01	KWP/II	0.00165	13.06623	Oversupply
12/5/2021 0:05	0:01	KWP/II	0.00391	11.13419	Oversupply
12/5/2021 0:11	0:01	KWP/II	0.01113	10.75696	Oversupply
12/5/2021 0:14	3:46	KWP/II	21.44881	12.02037	Oversupply
12/5/2021 1:16	0:01	KWP	0.00121	16.88000	Oversupply
12/5/2021 1:24	0:01	KWP	0.00267	17.04000	Oversupply
12/5/2021 2:17	0:01	KWP	0.00003	13.04000	Oversupply
12/5/2021 4:01	0:03	KWP/II	0.03984	7.81599	Oversupply
12/5/2021 4:06	0:02	KWP/II	0.01062	7.85990	Oversupply
12/5/2021 15:11	0:01	KWP/II	0.00108	0.06487	Oversupply
12/5/2021 15:55	0:01	KWP/II	0.00181	0.10878	Oversupply
12/5/2021 17:01	0:21	KWP/II	1.08261	18.07397	System constraint
12/5/2021 17:23	0:03	KWP/II	0.03512	14.29072	System constraint
12/5/2021 17:30	0:01	KWP/II	0.00128	13.12411	System constraint
12/5/2021 17:34	0:02	KWP/II	0.01782	14.04921	System constraint
12/5/2021 17:37	0:40	KWP/II	1.70375	17.48817	System constraint
12/5/2021 18:18	0:06	KWP/II	0.16971	16.20679	System constraint
12/5/2021 18:26	0:01	KWP/II	0.00167	13.10016	System constraint
12/5/2021 18:37	3:17	KWP/II	38.25984	20.99099	System constraint
12/5/2021 20:45	0:04	AWE	0.26617	18.70000	Oversupply
12/5/2021 21:26	0:12	AWE	0.24782	10.70000	Oversupply
12/5/2021 23:02	0:01	KWP	0.00267	21.04000	Oversupply
12/5/2021 23:23	0:01	KWP	0.00267	18.16000	Oversupply
12/5/2021 23:44	0:02	KWP	0.00554	16.56000	Oversupply
12/6/2021 0:10	0:01	KWP	0.00533	14.16000	Oversupply
12/6/2021 1:04	0:01	KWP	0.00267	11.92000	Oversupply
12/6/2021 1:24	0:01	KWP	0.00267	11.28000	Oversupply
12/6/2021 1:26	0:01	KWP	0.00533	11.12000	Oversupply
12/6/2021 1:35	0:01	KWP	0.00267	12.56000	Oversupply
12/6/2021 1:37	0:01	KWP	0.00267	11.92000	Oversupply
12/6/2021 1:56	0:01	KWP	0.00267	6.00000	Oversupply
12/6/2021 2:04	0:01	KWP	0.00259	5.52000	Oversupply
12/6/2021 2:13	0:01	KWP	0.00232	3.28000	Oversupply
12/6/2021 2:30	0:09	AWE	0.06509	0.90000	Oversupply
12/6/2021 3:07	0:01	KWP	0.00267	5.52000	Oversupply
12/6/2021 3:16	0:01	KWP	0.00267	4.08000	Oversupply
12/6/2021 3:20	0:01	KWP	0.00267	3.92000	Oversupply
12/6/2021 3:38	0:01	KWP	0.00148	4.24000	Oversupply
12/6/2021 3:49	0:02	KWP	0.00297	8.40000	Oversupply
12/6/2021 9:06	0:01	AWE	0.00167	0.10000	Oversupply
12/6/2021 12:52	0:02	SSA3	0.01612	1.45000	Oversupply
12/6/2021 12:54	0:02	SSA3	0.01585	1.41900	Oversupply
12/6/2021 12:54	0:02	SSA2	0.01924	1.63800	Oversupply
12/6/2021 12:56	0:02	SSA3	0.01612	0.91800	Oversupply
12/6/2021 12:56	0:02	SSA2	0.01924	0.87600	Oversupply
12/6/2021 12:58	0:02	SSA3	0.02099	0.41200	Oversupply
12/6/2021 12:58	0:02	SSA2	0.03558	0.08400	Oversupply
12/6/2021 12:59	0:01	BS250	Data is not available	Data is not available	Oversupply
12/6/2021 12:59	0:01	AWE	0.00078	19.20000	Oversupply
12/6/2021 13:00	0:02	SSA3	0.05052	0.10200	Oversupply
12/6/2021 13:00	0:02	SSA2	0.04902	-0.00200	Oversupply
12/6/2021 13:01	0:34	BS250	Data is not available	Data is not available	Oversupply
12/6/2021 13:02	0:34	AWE	2.30642	21.00000	Oversupply
12/6/2021 13:02	0:34	SSA3	0.90716	0.03500	Oversupply
12/6/2021 13:02	0:34	SSA2	0.83536	-0.00100	Oversupply
12/6/2021 13:36	0:02	SSA3	0.03295	0.04900	Oversupply



Maui Curtailment Report

December 2021

Start Date and Time	Duration (minutes)	IPP Curtailed	Estimated Curtailed MWH	Peak MW Curtailed	Reasons for Curtailment
12/6/2021 13:37	0:02	SSA2	0.04199	0.05100	Oversupply
12/6/2021 13:38	0:02	SSA3	0.03295	0.12200	Oversupply
12/6/2021 13:39	0:02	SSA2	0.04199	0.33200	Oversupply
12/6/2021 13:40	0:02	SSA3	0.03295	0.15700	Oversupply
12/6/2021 13:41	0:02	SSA2	0.04164	1.26000	Oversupply
12/6/2021 13:47	0:02	SSA2	0.00353	1.25200	Oversupply
12/6/2021 13:48	0:02	SSA3	0.00100	0.63100	Oversupply
12/6/2021 13:49	0:02	SSA2	0.00353	0.59500	Oversupply
12/6/2021 14:21	0:01	BS250	Data is not available	Data is not available	Oversupply
12/7/2021 2:02	0:01	AWE	0.00214	8.40000	Oversupply
12/7/2021 3:21	0:02	AWE	0.00474	10.20000	Oversupply
12/7/2021 3:25	0:02	AWE	0.01536	11.20000	Oversupply
12/7/2021 3:28	0:01	AWE	0.00487	10.60000	Oversupply
12/7/2021 3:40	0:01	AWE	0.00154	10.60000	Oversupply
12/7/2021 3:44	0:02	AWE	0.00855	11.60000	Oversupply
12/7/2021 3:48	0:04	AWE	0.03768	12.80000	Oversupply
12/7/2021 3:48	0:09	KWPII	0.03131	0.40218	Oversupply
12/7/2021 3:53	0:03	AWE	0.01013	12.40000	Oversupply
12/7/2021 16:37	0:01	KWPII	0.00148	0.08882	Oversupply
12/7/2021 17:32	0:01	BS250	Data is not available	Data is not available	Oversupply
12/7/2021 17:32	0:02	KWPII	0.01297	18.65178	Oversupply
12/7/2021 17:41	0:10	BS250	Data is not available	Data is not available	Oversupply
12/7/2021 17:42	0:06	KWPII	0.08905	18.81645	Oversupply
12/7/2021 17:49	0:02	KWPII	0.03238	18.87233	Oversupply
12/7/2021 19:21	0:30	KWPII	3.08069	19.09787	Oversupply
12/7/2021 19:54	0:08	KWPII	0.26519	4.86503	Oversupply
12/7/2021 23:15	0:01	KWPII	0.00964	1.61769	Oversupply
12/7/2021 23:17	0:01	KWPII	0.00021	1.58874	Oversupply
12/7/2021 23:19	0:01	KWPII	0.00357	0.93409	Oversupply
12/7/2021 23:21	0:03	KWPII	0.00177	1.02989	Oversupply
12/7/2021 23:25	0:53	KWPII	1.49769	3.44295	Oversupply
12/7/2021 23:28	2:09	AWE	10.14518	21.00000	Oversupply
12/8/2021 0:31	0:15	KWPII	0.04811	0.61674	Oversupply
12/8/2021 0:47	0:01	KWPII	0.00021	0.24151	Oversupply
12/8/2021 1:01	0:01	KWPII	0.00021	0.24151	Oversupply
12/8/2021 1:06	0:13	KWPII	0.06483	0.81433	Oversupply
12/8/2021 1:20	0:01	KWPII	0.00145	0.31635	Oversupply
12/8/2021 1:38	0:24	AWE	0.34635	21.00000	Oversupply
12/8/2021 2:26	0:01	AWE	0.00191	21.00000	Oversupply
12/8/2021 3:08	0:01	KWPII	0.00559	0.33531	Oversupply
12/8/2021 3:10	0:01	KWPII	0.00388	0.23252	Oversupply
12/8/2021 3:12	0:01	KWPII	0.00173	0.39719	Oversupply
12/8/2021 3:18	0:02	KWPII	0.00501	0.25148	Oversupply
12/8/2021 13:25	0:02	SSA3	0.00037	1.47000	Oversupply
12/8/2021 13:25	0:02	SSA2	0.01453	2.82000	Oversupply
12/8/2021 13:27	0:02	SSA2	0.01441	0.16200	Oversupply
12/8/2021 13:29	0:02	SSA3	-0.01690	0.12600	Oversupply
12/8/2021 13:31	0:02	SSA3	0.01082	1.20300	Oversupply
12/8/2021 13:31	0:02	SSA2	0.00857	2.11200	Oversupply
12/8/2021 13:33	0:02	SSA3	0.01082	2.70300	Oversupply
12/8/2021 13:33	0:02	SSA2	0.00857	2.62400	Oversupply
12/8/2021 13:43	0:02	SSA3	0.01432	2.30000	Oversupply
12/8/2021 13:43	0:02	SSA2	0.01297	2.67700	Oversupply
12/8/2021 13:45	0:02	SSA3	0.03278	2.62400	Oversupply
12/8/2021 13:45	0:02	SSA2	0.02232	0.66700	Oversupply
12/8/2021 13:47	0:02	SSA3	0.03278	1.22300	Oversupply
12/8/2021 13:47	0:02	SSA2	0.02232	0.27700	Oversupply
12/8/2021 13:49	0:02	SSA3	0.03278	1.36900	Oversupply
12/8/2021 13:49	0:02	SSA2	0.02232	1.49800	Oversupply
12/8/2021 13:51	0:02	SSA3	0.03278	1.93800	Oversupply
12/8/2021 13:51	0:02	SSA2	0.02213	1.87900	Oversupply
12/8/2021 13:53	0:02	SSA3	0.03251	1.64400	Oversupply
12/8/2021 13:53	0:02	SSA2	0.02232	2.45400	Oversupply
12/8/2021 23:04	0:10	KWPII	0.10226	0.95804	Oversupply
12/8/2021 23:05	0:08	AWE	0.08971	21.00000	Oversupply
12/8/2021 23:50	0:44	AWE	1.85645	21.00000	Oversupply
12/9/2021 0:37	1:05	AWE	1.82066	21.00000	Oversupply
12/9/2021 1:35	0:07	KWPII	0.04902	0.69557	Oversupply
12/9/2021 1:43	0:01	KWPII	0.00027	0.01597	Oversupply
12/9/2021 2:27	0:03	AWE	0.00278	21.00000	Oversupply
12/9/2021 2:34	0:02	AWE	0.00365	21.00000	Oversupply
12/9/2021 2:39	0:01	AWE	0.00074	21.00000	Oversupply
12/9/2021 2:41	0:01	AWE	0.00157	21.00000	Oversupply



Maui Curtailment Report

December 2021

Start Date and Time	Duration (minutes)	IPP Curtailed	Estimated Curtailed MWH	Peak MW Curtailed	Reasons for Curtailment
12/9/2021 2:43	0:03	AWE	0.00206	21.00000	Oversupply
12/9/2021 2:47	0:27	AWE	0.25841	21.00000	Oversupply
12/9/2021 3:15	0:40	AWE	1.14283	21.00000	Oversupply
12/9/2021 4:26	0:09	AWE	0.08715	21.00000	Oversupply
12/9/2021 4:36	0:03	AWE	0.00122	21.00000	Oversupply
12/9/2021 4:42	0:01	AWE	0.00041	21.00000	Oversupply
12/9/2021 4:46	0:04	AWE	0.02362	21.00000	Oversupply
12/9/2021 4:51	0:01	AWE	0.00841	21.00000	Oversupply
12/9/2021 10:03	0:04	SSA2	0.07496	0.86000	Oversupply
12/9/2021 10:03	0:02	SSA3	0.05444	2.04500	Oversupply
12/9/2021 10:05	0:02	SSA3	0.05444	1.53600	Oversupply
12/9/2021 10:07	0:02	BS250	Data is not available	Data is not available	Oversupply
12/9/2021 10:07	0:02	SSA2	0.03717	0.08400	Oversupply
12/9/2021 10:07	0:02	SSA3	0.05444	0.04900	Oversupply
12/9/2021 10:09	0:02	SSA2	0.03748	0.01300	Oversupply
12/9/2021 10:09	0:04	SSA3	0.10888	0.00200	Oversupply
12/9/2021 10:11	0:02	SSA2	0.03779	0.14200	Oversupply
12/9/2021 10:12	0:02	BS250	Data is not available	Data is not available	Oversupply
12/9/2021 10:13	0:01	AWE	0.00024	21.00000	Oversupply
12/9/2021 10:13	0:02	SSA2	0.03841	0.00700	Oversupply
12/9/2021 10:13	0:02	SSA3	0.05786	0.16400	Oversupply
12/9/2021 10:15	0:02	SSA2	0.06659	-0.00200	Oversupply
12/9/2021 10:15	0:02	SSA3	0.07820	0.03700	Oversupply
12/9/2021 10:17	0:02	SSA2	0.06934	-0.00200	Oversupply
12/9/2021 10:17	0:02	SSA3	0.07692	0.13900	Oversupply
12/9/2021 10:19	1:06	BS250	Data is not available	Data is not available	Oversupply
12/9/2021 10:19	0:02	SSA2	0.06714	0.07300	Oversupply
12/9/2021 10:19	0:02	SSA3	0.07692	0.02900	Oversupply
12/9/2021 10:20	0:04	KWPPI	0.01617	0.64767	Oversupply
12/9/2021 10:21	0:02	AWE	0.01163	21.00000	Oversupply
12/9/2021 10:21	0:02	SSA2	0.06659	0.00400	Oversupply
12/9/2021 10:21	1:05	SSA3	2.33679	0.00400	Oversupply
12/9/2021 10:23	0:02	SSA2	0.06603	0.00200	Oversupply
12/9/2021 10:25	1:00	AWE	4.05349	21.00000	Oversupply
12/9/2021 10:25	1:00	SSA2	2.06538	0.00000	Oversupply
12/9/2021 10:29	0:07	KWPPI	0.05875	1.15164	Oversupply
12/9/2021 11:25	0:02	SSA2	0.06072	0.12100	Oversupply
12/9/2021 11:26	0:02	SSA3	0.07150	0.11200	Oversupply
12/9/2021 11:27	0:02	SSA2	0.06174	1.26600	Oversupply
12/9/2021 11:28	0:02	SSA3	0.06727	1.14100	Oversupply
12/9/2021 11:29	0:02	SSA2	0.03059	2.23600	Oversupply
12/9/2021 11:37	0:02	SSA2	0.03048	1.95900	Oversupply
12/9/2021 11:38	0:02	SSA3	0.04048	0.11600	Oversupply
12/9/2021 11:39	0:02	SSA2	0.03074	1.07400	Oversupply
12/9/2021 11:40	0:02	SSA3	0.04081	0.42500	Oversupply
12/9/2021 11:42	0:02	SSA2	0.03074	0.43700	Oversupply
12/9/2021 11:42	0:02	SSA3	0.04015	0.59400	Oversupply
12/9/2021 11:44	0:02	SSA2	0.03900	1.03100	Oversupply
12/9/2021 11:44	0:02	SSA3	0.06505	1.00400	Oversupply
12/9/2021 11:46	0:02	SSA2	0.05997	0.52300	Oversupply
12/9/2021 11:46	0:02	SSA3	0.07989	0.19500	Oversupply
12/9/2021 11:48	0:02	SSA2	0.05997	0.55100	Oversupply
12/9/2021 11:48	0:02	SSA3	0.07924	0.13300	Oversupply
12/9/2021 11:50	0:02	SSA2	0.05997	1.50600	Oversupply
12/9/2021 11:50	0:02	SSA3	0.07924	0.12400	Oversupply
12/9/2021 11:52	0:02	SSA2	0.05997	1.85200	Oversupply
12/9/2021 11:52	0:02	SSA3	0.07924	0.12400	Oversupply
12/9/2021 11:54	0:02	SSA2	0.05997	2.74000	Oversupply
12/9/2021 11:54	0:02	SSA3	0.07858	1.12500	Oversupply
12/9/2021 11:56	0:02	SSA2	0.05997	1.48400	Oversupply
12/9/2021 11:56	0:02	SSA3	0.07924	0.07700	Oversupply
12/9/2021 11:57	2:00	BS250	Data is not available	Data is not available	Oversupply
12/9/2021 11:57	0:13	KWPPI	0.14946	1.38816	Oversupply
12/9/2021 11:58	0:03	AWE	0.03055	21.00000	Oversupply
12/9/2021 11:58	2:03	SSA2	5.23505	0.00700	Oversupply
12/9/2021 11:58	1:59	SSA3	5.13695	0.00200	Oversupply
12/9/2021 12:03	1:46	AWE	8.78109	21.00000	Oversupply
12/9/2021 12:11	0:23	KWPPI	0.68094	4.33911	Oversupply
12/9/2021 12:43	1:14	KWPPI	5.11158	8.12236	Oversupply
12/9/2021 13:57	0:02	SSA3	0.08234	0.07200	Oversupply
12/9/2021 13:58	0:01	BS250	Data is not available	Data is not available	Oversupply
12/9/2021 13:58	0:02	KWPPI	0.03180	4.47184	Oversupply
12/9/2021 13:59	0:02	SSA3	0.04013	0.00700	Oversupply



Maui Curtailment Report

December 2021

Start Date and Time	Duration (minutes)	IPP Curtailed	Estimated Curtailed MWH	Peak MW Curtailed	Reasons for Curtailment
12/9/2021 14:00	0:02	SSA2	0.02743	0.29700	Oversupply
12/9/2021 14:01	0:02	SSA3	0.02116	0.29400	Oversupply
12/9/2021 14:02	0:02	SSA2	0.02765	1.26200	Oversupply
12/9/2021 14:03	0:02	SSA3	0.02133	1.23700	Oversupply
12/9/2021 14:04	0:02	SSA2	0.02720	1.41700	Oversupply
12/9/2021 14:05	0:02	SSA3	0.02133	1.58200	Oversupply
12/9/2021 14:06	0:02	SSA2	0.02743	0.67200	Oversupply
12/9/2021 14:07	0:02	SSA3	0.02116	1.27900	Oversupply
12/9/2021 14:08	0:02	SSA2	0.02720	2.38600	Oversupply
12/9/2021 15:20	0:02	SSA3	0.00853	1.83000	Oversupply
12/9/2021 15:22	0:02	SSA3	0.00846	0.23000	Oversupply
12/9/2021 15:23	0:02	SSA2	0.00776	0.46600	Oversupply
12/9/2021 15:31	0:02	SSA2	0.00199	0.69200	Oversupply
12/9/2021 15:32	0:02	SSA3	0.01580	1.38600	Oversupply
12/9/2021 15:33	0:02	SSA2	0.00199	0.49500	Oversupply
12/9/2021 15:40	0:02	SSA3	0.01580	1.64900	Oversupply
12/9/2021 15:44	0:02	SSA3	0.01124	0.28500	Oversupply
12/9/2021 15:58	0:02	SSA3	0.00341	1.42000	Oversupply
12/9/2021 21:17	0:01	KWPII	0.00206	20.80936	Oversupply
12/9/2021 21:19	0:05	KWPII	0.05947	20.81835	Oversupply
12/9/2021 21:26	0:02	KWPII	0.00478	20.82034	Oversupply
12/9/2021 21:49	0:11	KWPII	0.10929	20.80537	Oversupply
12/9/2021 22:02	6:45	KWPII	105.82109	20.81735	Oversupply
12/10/2021 1:02	0:03	AWE	0.01789	21.00000	Oversupply
12/10/2021 1:06	3:36	AWE	13.70761	21.00000	Oversupply
12/10/2021 4:48	0:01	KWPII	0.01324	5.87796	Oversupply
12/10/2021 4:59	0:03	KWPII	0.05691	14.19691	Oversupply
12/10/2021 9:54	0:02	SSA2	0.00568	1.72300	Oversupply
12/10/2021 9:55	0:02	SSA3	0.00815	2.12900	Oversupply
12/10/2021 9:56	0:02	SSA2	0.00573	1.72200	Oversupply
12/10/2021 9:57	0:02	SSA3	0.00802	0.12600	Oversupply
12/10/2021 9:58	0:02	SSA2	0.02985	0.83000	Oversupply
12/10/2021 9:59	0:02	SSA3	0.05195	0.88200	Oversupply
12/10/2021 10:00	0:02	SSA2	0.03654	0.93700	Oversupply
12/10/2021 10:01	0:02	SSA3	0.06919	1.42300	Oversupply
12/10/2021 10:02	0:01	BS250	Data is not available	Data is not available	Oversupply
12/10/2021 10:02	0:04	SSA2	0.07338	0.07700	Oversupply
12/10/2021 10:03	4:04	SSA3	10.11913	0.04500	Oversupply
12/10/2021 10:04	0:01	BS250	Data is not available	Data is not available	Oversupply
12/10/2021 10:04	4:03	KWPII	57.35092	20.71456	Oversupply
12/10/2021 10:07	4:00	BS250	Data is not available	Data is not available	Oversupply
12/10/2021 10:07	0:02	SSA2	0.03654	-0.00300	Oversupply
12/10/2021 10:09	4:00	SSA2	9.37602	0.00800	Oversupply
12/10/2021 10:12	0:04	AWE	0.05145	21.00000	Oversupply
12/10/2021 10:17	1:30	AWE	10.13005	21.00000	Oversupply
12/10/2021 11:51	1:42	AWE	10.00486	21.00000	Oversupply
12/10/2021 14:41	0:01	KWPII	0.00264	0.16865	Oversupply
12/10/2021 21:39	0:02	KWPII	0.01617	16.45828	Oversupply
12/10/2021 21:46	0:01	KWPII	0.00626	16.44231	Oversupply
12/10/2021 21:48	8:49	KWPII	114.97135	19.40624	Oversupply
12/11/2021 1:27	0:01	AWE	0.00007	21.00000	Oversupply
12/11/2021 1:49	0:01	AWE	0.00057	21.00000	Oversupply
12/11/2021 1:56	0:13	AWE	0.06848	21.00000	Oversupply
12/11/2021 2:11	0:12	AWE	0.25284	21.00000	Oversupply
12/11/2021 2:24	2:52	AWE	11.49272	21.00000	Oversupply
12/11/2021 5:18	0:01	AWE	0.00024	21.00000	Oversupply
12/11/2021 6:38	0:04	KWPII	0.02400	17.50513	Oversupply
12/11/2021 6:47	0:01	BS250	Data is not available	Data is not available	Oversupply
12/11/2021 8:39	0:02	SSA2	0.00408	0.21600	Oversupply
12/11/2021 8:40	0:02	SSA3	0.00973	0.31800	Oversupply
12/11/2021 8:41	0:02	SSA2	0.00405	0.13800	Oversupply
12/11/2021 8:42	0:02	SSA3	0.00973	0.47700	Oversupply
12/11/2021 8:43	0:02	SSA2	0.00523	0.06900	Oversupply
12/11/2021 8:44	0:02	SSA3	0.03013	1.08700	Oversupply
12/11/2021 8:46	0:02	SSA3	0.03919	0.88300	Oversupply
12/11/2021 8:48	6:19	KWPII	99.69004	20.76246	Oversupply
12/11/2021 8:48	6:19	SSA3	14.55645	0.78400	Oversupply
12/11/2021 8:49	6:17	BS250	Data is not available	Data is not available	Oversupply
12/11/2021 8:49	0:02	SSA2	0.00808	0.01200	Oversupply
12/11/2021 8:51	6:16	SSA2	12.88871	0.00400	Oversupply
12/11/2021 10:12	0:01	AWE	0.00198	21.00000	Oversupply
12/11/2021 10:20	0:01	AWE	0.00407	21.00000	Oversupply
12/11/2021 10:25	2:57	AWE	30.85628	21.00000	Oversupply



Maui Curtailment Report

December 2021

Start Date and Time	Duration (minutes)	IPP Curtailed	Estimated Curtailed MWH	Peak MW Curtailed	Reasons for Curtailment
12/11/2021 13:25	0:14	AWE	0.60892	21.00000	Oversupply
12/11/2021 13:45	0:43	AWE	2.04644	21.00000	Oversupply
12/11/2021 14:32	0:01	AWE	0.00141	21.00000	Oversupply
12/11/2021 15:07	0:02	SSA2	0.05080	0.65500	Oversupply
12/11/2021 15:07	0:02	SSA3	0.04400	0.09000	Oversupply
12/11/2021 15:13	0:02	SSA2	0.04172	0.50600	Oversupply
12/11/2021 15:13	0:02	SSA3	0.03720	1.78100	Oversupply
12/11/2021 15:15	0:02	SSA2	0.01915	0.91100	Oversupply
12/11/2021 15:15	0:02	SSA3	0.01038	0.82600	Oversupply
12/11/2021 15:19	0:02	SSA2	0.01915	1.11200	Oversupply
12/11/2021 15:21	0:02	SSA2	0.01899	1.47300	Oversupply
12/11/2021 15:21	0:02	SSA3	0.01038	1.83700	Oversupply
12/11/2021 15:23	0:02	SSA2	0.01915	0.12000	Oversupply
12/11/2021 15:23	0:02	SSA3	0.01038	0.30600	Oversupply
12/11/2021 15:27	0:02	SSA3	0.01038	1.54900	Oversupply
12/11/2021 15:35	0:01	BS250	Data is not available	Data is not available	Oversupply
12/11/2021 15:35	0:04	SSA2	0.04466	0.01000	Oversupply
12/11/2021 15:35	0:02	SSA3	0.03241	0.26500	Oversupply
12/11/2021 15:37	0:01	BS250	Data is not available	Data is not available	Oversupply
12/11/2021 15:37	0:02	SSA3	0.03188	0.02100	Oversupply
12/11/2021 15:39	0:02	SSA2	0.02242	0.92600	Oversupply
12/11/2021 15:39	0:02	SSA3	0.03241	0.13400	Oversupply
12/11/2021 15:43	0:02	SSA2	0.02482	1.69900	Oversupply
12/11/2021 15:43	0:02	SSA3	0.03251	0.27100	Oversupply
12/11/2021 15:49	0:02	SSA2	0.02210	1.51700	Oversupply
12/11/2021 15:49	0:02	SSA3	0.02799	0.06200	Oversupply
12/11/2021 15:50	0:01	BS250	Data is not available	Data is not available	Oversupply
12/11/2021 15:51	0:02	SSA2	0.02210	0.09000	Oversupply
12/11/2021 15:52	0:02	SSA3	0.02799	0.13100	Oversupply
12/11/2021 15:53	0:02	SSA2	0.02191	0.08800	Oversupply
12/11/2021 15:54	0:02	SSA3	0.02799	0.10400	Oversupply
12/11/2021 15:55	0:02	SSA2	0.02210	0.91100	Oversupply
12/11/2021 15:56	0:02	SSA3	0.02799	0.11900	Oversupply
12/11/2021 15:57	0:02	SSA2	0.02191	1.76300	Oversupply
12/11/2021 15:58	0:02	SSA3	0.02835	0.55400	Oversupply
12/11/2021 15:59	0:02	SSA2	0.04895	1.02100	Oversupply
12/11/2021 16:00	0:02	SSA3	0.03274	1.32600	Oversupply
12/11/2021 16:02	0:02	SSA2	0.04365	0.44900	Oversupply
12/11/2021 16:02	0:02	SSA3	0.03274	0.69300	Oversupply
12/11/2021 16:04	0:02	SSA2	0.04329	1.71500	Oversupply
12/11/2021 16:04	0:02	SSA3	0.03274	1.28000	Oversupply
12/11/2021 16:05	1:19	BS250	Data is not available	Data is not available	Oversupply
12/11/2021 16:06	0:52	SSA2	1.12277	0.02600	Oversupply
12/11/2021 16:06	0:52	SSA3	0.78386	0.01400	Oversupply
12/11/2021 16:09	0:43	KWPPI	3.05903	20.58083	Oversupply
12/11/2021 16:53	0:02	KWPPI	0.03468	18.71765	Oversupply
12/11/2021 16:56	0:06	KWPPI	0.15398	19.79045	Oversupply
12/11/2021 16:58	0:04	SSA2	0.06300	0.00100	Oversupply
12/11/2021 16:58	0:04	SSA3	0.03716	0.00300	Oversupply
12/11/2021 17:02	0:02	SSA2	0.02606	0.00100	Oversupply
12/11/2021 17:02	0:24	SSA3	0.14112	0.00600	Oversupply
12/11/2021 17:03	0:21	KWPPI	1.27707	20.75348	Oversupply
12/11/2021 17:04	0:22	SSA2	0.21703	0.00400	Oversupply
12/11/2021 19:12	0:02	KWPPI	0.00221	20.74749	Oversupply
12/11/2021 21:32	0:02	KWPPI	0.01438	20.69560	Oversupply
12/11/2021 21:37	9:00	KWPPI	90.40239	20.74250	Oversupply
12/12/2021 0:56	0:01	AWE	0.00342	19.80000	Oversupply
12/12/2021 0:58	0:01	AWE	0.00606	18.10000	Oversupply
12/12/2021 1:37	0:04	AWE	0.06872	17.50000	Oversupply
12/12/2021 1:42	0:02	AWE	0.00392	14.80000	Oversupply
12/12/2021 1:56	0:01	AWE	0.00104	12.40000	Oversupply
12/12/2021 1:59	0:22	AWE	0.50398	15.30000	Oversupply
12/12/2021 3:21	0:02	AWE	0.00038	10.30000	Oversupply
12/12/2021 3:32	0:01	AWE	0.00241	10.40000	Oversupply
12/12/2021 3:34	0:01	AWE	0.00826	10.80000	Oversupply
12/12/2021 4:15	0:02	AWE	0.00449	19.20000	Oversupply
12/12/2021 4:19	0:02	AWE	0.00801	20.20000	Oversupply
12/12/2021 7:15	0:22	SSA2	0.03523	0.06700	Oversupply
12/12/2021 7:17	0:20	BS250	Data is not available	Data is not available	Oversupply
12/12/2021 7:17	0:01	KWPPI	0.00005	20.65668	Oversupply
12/12/2021 7:17	0:20	SSA3	0.02753	0.04200	Oversupply
12/12/2021 7:20	0:02	KWPPI	0.01123	20.69360	Oversupply
12/12/2021 7:23	0:14	KWPPI	0.15813	20.71456	Oversupply



Maui Curtailment Report

December 2021

Start Date and Time	Duration (minutes)	IPP Curtailed	Estimated Curtailed MWH	Peak MW Curtailed	Reasons for Curtailment
12/12/2021 7:37	0:02	SSA3	0.00484	0.06000	Oversupply
12/12/2021 7:53	0:02	SSA2	0.00337	0.22600	Oversupply
12/12/2021 7:54	7:15	BS250	Data is not available	Data is not available	Oversupply
12/12/2021 7:55	7:15	KWP/II	112.07751	20.72753	Oversupply
12/12/2021 7:55	7:16	SSA3	14.96545	0.00600	Oversupply
12/12/2021 7:55	7:15	SSA2	13.03154	0.00300	Oversupply
12/12/2021 10:29	0:01	AWE	0.00577	21.00000	Oversupply
12/12/2021 10:40	3:37	AWE	17.61781	21.00000	Oversupply
12/12/2021 15:10	0:02	SSA2	0.05894	0.07700	Oversupply
12/12/2021 15:11	0:02	SSA3	0.05402	0.09400	Oversupply
12/12/2021 15:12	0:02	SSA2	0.05846	0.28400	Oversupply
12/12/2021 15:13	0:02	SSA3	0.05211	0.32800	Oversupply
12/12/2021 15:14	0:02	SSA2	0.01789	1.30900	Oversupply
12/12/2021 15:19	0:02	SSA3	0.00470	1.59000	Oversupply
12/12/2021 15:20	0:02	SSA2	0.00336	0.72300	Oversupply
12/12/2021 15:30	0:02	SSA2	0.00675	2.26000	Oversupply
12/12/2021 15:43	0:02	SSA3	0.00636	1.68700	Oversupply
12/12/2021 15:44	0:02	SSA2	0.02203	1.59800	Oversupply
12/12/2021 15:45	0:02	SSA3	0.00495	0.19600	Oversupply
12/12/2021 15:46	0:02	SSA2	0.01819	0.66400	Oversupply
12/12/2021 15:47	0:02	SSA3	0.00495	0.48800	Oversupply
12/12/2021 22:17	7:48	KWP/II	115.08344	20.74250	Oversupply
12/12/2021 23:50	0:01	AWE	0.00431	6.00000	Oversupply
12/13/2021 0:03	0:02	AWE	0.01724	6.40000	Oversupply
12/13/2021 0:09	0:21	AWE	1.69273	13.40000	Oversupply
12/13/2021 0:38	0:04	AWE	0.04681	9.40000	Oversupply
12/13/2021 0:46	0:09	AWE	0.24854	14.60000	Oversupply
12/13/2021 0:59	0:20	AWE	1.25214	21.00000	Oversupply
12/13/2021 1:20	0:01	AWE	0.01023	19.60000	Oversupply
12/13/2021 1:41	1:14	AWE	2.46707	21.00000	Oversupply
12/13/2021 2:59	0:12	AWE	0.23623	18.60000	Oversupply
12/13/2021 3:49	0:11	AWE	0.21245	16.90000	Oversupply
12/13/2021 4:03	0:01	AWE	0.00413	13.60000	Oversupply
12/13/2021 4:18	0:15	AWE	0.60460	19.90000	Oversupply
12/13/2021 4:34	0:01	AWE	0.00124	18.00000	Oversupply
12/13/2021 6:20	0:01	KWP/II	0.00095	19.22461	Oversupply
12/13/2021 6:26	0:08	KWP/II	0.10291	19.24457	Oversupply
12/13/2021 7:31	0:03	BS250	Data is not available	Data is not available	Oversupply
12/13/2021 7:31	0:04	KWP/II	0.03069	20.73252	Oversupply
12/13/2021 7:32	0:02	SSA2	0.00263	0.00400	Oversupply
12/13/2021 7:33	0:04	SSA3	0.01546	-0.00100	Oversupply
12/13/2021 7:40	0:05	BS250	Data is not available	Data is not available	Oversupply
12/13/2021 7:40	0:05	KWP/II	0.06117	20.72653	Oversupply
12/13/2021 7:40	0:06	SSA2	0.00885	0.01200	Oversupply
12/13/2021 7:41	0:04	SSA3	0.01567	-0.00300	Oversupply
12/13/2021 7:45	0:02	SSA3	0.02204	0.00000	Oversupply
12/13/2021 7:47	8:03	BS250	Data is not available	Data is not available	Oversupply
12/13/2021 7:48	8:03	SSA2	16.53200	-0.00100	Oversupply
12/13/2021 7:49	8:02	KWP/II	112.34279	20.73452	Oversupply
12/13/2021 7:49	8:02	SSA3	16.85988	0.00200	Oversupply
12/13/2021 9:46	3:03	AWE	19.60556	21.00000	Oversupply
12/13/2021 15:51	0:01	BS250	Data is not available	Data is not available	Oversupply
12/13/2021 15:51	0:02	SSA3	0.04374	0.00200	Oversupply
12/13/2021 15:51	0:02	SSA2	0.05054	-0.00300	Oversupply
12/13/2021 15:52	0:02	KWP/II	0.00333	20.69061	Oversupply
12/13/2021 15:53	0:02	SSA3	0.04374	0.00600	Oversupply
12/13/2021 15:53	0:02	SSA2	0.05054	0.00200	Oversupply
12/13/2021 15:55	0:02	SSA3	0.04374	0.56100	Oversupply
12/13/2021 15:55	0:02	SSA2	0.05054	0.52600	Oversupply
12/13/2021 15:56	0:01	BS250	Data is not available	Data is not available	Oversupply
12/13/2021 15:57	0:01	KWP/II	0.00215	20.71955	Oversupply
12/13/2021 15:57	0:02	SSA3	0.04374	0.02000	Oversupply
12/13/2021 15:57	0:02	SSA2	0.05012	0.01400	Oversupply
12/13/2021 15:59	0:02	SSA3	0.04240	0.06800	Oversupply
12/13/2021 15:59	0:02	SSA2	0.04809	0.29000	Oversupply
12/13/2021 16:01	0:02	SSA3	0.03674	0.15500	Oversupply
12/13/2021 16:01	0:02	SSA2	0.03950	0.30400	Oversupply
12/13/2021 16:03	0:02	SSA3	0.03674	0.38800	Oversupply
12/13/2021 16:03	0:02	SSA2	0.03983	0.64800	Oversupply
12/13/2021 16:05	0:06	BS250	Data is not available	Data is not available	Oversupply
12/13/2021 16:05	0:06	KWP/II	0.03665	20.71855	Oversupply
12/13/2021 16:05	0:02	SSA3	0.03674	0.14500	Oversupply
12/13/2021 16:05	0:06	SSA2	0.11916	0.10600	Oversupply



Maui Curtailment Report

December 2021

Start Date and Time	Duration (minutes)	IPP Curtailed	Estimated Curtailed MWH	Peak MW Curtailed	Reasons for Curtailment
12/13/2021 16:07	0:04	SSA3	0.07348	0.12400	Oversupply
12/13/2021 16:11	0:02	SSA3	0.03674	0.06800	Oversupply
12/13/2021 16:11	0:02	SSA2	0.03983	-0.00300	Oversupply
12/13/2021 16:12	0:01	BS250	Data is not available	Data is not available	Oversupply
12/13/2021 16:13	0:02	SSA3	0.02857	0.19700	Oversupply
12/13/2021 16:13	0:02	SSA2	0.02088	0.21600	Oversupply
12/13/2021 16:15	0:02	SSA3	0.00276	0.64800	Oversupply
12/13/2021 16:15	0:02	SSA2	-0.00686	1.16900	Oversupply
12/13/2021 22:28	0:01	KWPPII	0.00449	20.71955	Oversupply
12/13/2021 22:39	7:25	KWPPII	76.63576	20.73252	Oversupply
12/14/2021 7:43	6:37	BS250	Data is not available	Data is not available	Oversupply
12/14/2021 7:43	0:01	KWPPII	0.00208	19.23060	Oversupply
12/14/2021 7:44	6:37	SSA2	8.42307	0.00500	Oversupply
12/14/2021 7:44	6:38	SSA3	12.02881	0.00500	Oversupply
12/14/2021 7:46	6:32	KWPPII	80.55767	19.23060	Oversupply
12/14/2021 9:49	0:04	AWE	0.02933	21.00000	Oversupply
12/14/2021 10:06	0:01	AWE	0.00291	21.00000	Oversupply
12/14/2021 10:10	1:03	AWE	6.15898	21.00000	Oversupply
12/14/2021 11:33	0:30	AWE	3.53888	21.00000	Oversupply
12/14/2021 13:11	0:02	AWE	0.00548	21.00000	Oversupply
12/14/2021 13:39	0:01	AWE	0.01503	21.00000	Oversupply
12/14/2021 14:19	0:01	KWPPII	0.04150	10.09731	Oversupply
12/14/2021 14:21	0:02	SSA2	0.06193	0.68000	Oversupply
12/14/2021 14:21	0:02	SSA3	0.07041	0.33400	Oversupply
12/14/2021 14:23	0:02	SSA2	0.06245	1.78600	Oversupply
12/14/2021 14:25	0:02	SSA2	0.06193	2.89200	Oversupply
12/14/2021 14:26	0:33	BS250	Data is not available	Data is not available	Oversupply
12/14/2021 14:26	0:36	KWPPII	1.59743	12.54130	Oversupply
12/14/2021 14:26	0:02	SSA3	0.07041	2.04700	Oversupply
12/14/2021 14:27	0:36	SSA2	0.93866	0.05500	Oversupply
12/14/2021 14:28	0:34	SSA3	1.23049	0.01400	Oversupply
12/14/2021 15:00	0:02	BS250	Data is not available	Data is not available	Oversupply
12/14/2021 15:02	0:02	SSA3	0.01254	-0.00200	Oversupply
12/14/2021 15:05	0:02	SSA2	0.00758	1.51000	Oversupply
12/14/2021 15:40	0:02	SSA3	0.00155	0.61000	Oversupply
12/14/2021 15:46	0:02	SSA3	0.03736	1.64600	Oversupply
12/14/2021 15:47	0:02	SSA2	0.04820	0.15100	Oversupply
12/14/2021 15:48	0:01	KWPPII	0.00056	12.99837	Oversupply
12/14/2021 15:48	0:02	SSA3	0.03736	0.23200	Oversupply
12/14/2021 15:49	0:02	SSA2	0.04781	0.92100	Oversupply
12/14/2021 15:50	0:02	SSA3	0.03736	0.52900	Oversupply
12/14/2021 15:51	0:02	SSA2	0.04820	0.38600	Oversupply
12/14/2021 15:52	0:37	BS250	Data is not available	Data is not available	Oversupply
12/14/2021 15:52	0:38	SSA3	0.72829	0.03900	Oversupply
12/14/2021 15:53	0:37	KWPPII	3.00688	18.53702	Oversupply
12/14/2021 15:53	0:36	SSA2	0.92001	0.02800	Oversupply
12/14/2021 16:30	0:02	SSA2	0.02690	0.12200	Oversupply
12/14/2021 16:31	0:02	BS250	Data is not available	Data is not available	Oversupply
12/14/2021 16:31	0:02	SSA3	0.01429	0.06300	Oversupply
12/14/2021 16:32	0:02	KWPPII	0.02894	19.92817	Oversupply
12/14/2021 16:32	0:02	SSA2	0.02690	0.24200	Oversupply
12/14/2021 16:33	0:02	SSA3	0.01417	0.00600	Oversupply
12/14/2021 16:34	0:02	SSA2	0.02690	-0.00300	Oversupply
12/14/2021 16:35	0:02	SSA3	0.01429	0.19100	Oversupply
12/14/2021 23:55	0:01	KWPPII	0.00067	0.03992	Oversupply
12/15/2021 9:03	0:02	SSA3	0.01625	1.41800	Oversupply
12/15/2021 9:05	0:02	SSA2	0.01222	0.29000	Oversupply
12/15/2021 9:05	0:02	SSA3	0.01639	0.49000	Oversupply
12/15/2021 9:07	0:02	SSA2	0.01212	0.83000	Oversupply
12/15/2021 9:07	0:02	SSA3	0.01639	0.98400	Oversupply
12/15/2021 9:09	0:02	SSA2	0.01222	1.11300	Oversupply
12/15/2021 9:09	0:02	SSA3	0.01612	1.55200	Oversupply
12/15/2021 9:11	0:02	SSA3	0.01612	1.64200	Oversupply
12/15/2021 9:13	0:02	SSA2	0.01388	0.67400	Oversupply
12/15/2021 9:13	0:02	SSA3	0.02127	0.15900	Oversupply
12/15/2021 9:15	0:02	SSA3	0.03283	0.49700	Oversupply
12/15/2021 9:17	0:02	SSA2	0.03322	1.19600	Oversupply
12/15/2021 9:18	0:04	SSA3	0.06566	1.18100	Oversupply
12/15/2021 9:19	0:02	SSA2	0.03269	0.62100	Oversupply
12/15/2021 9:21	0:02	SSA2	0.03215	0.51100	Oversupply
12/15/2021 9:22	0:02	SSA3	0.03256	0.74000	Oversupply
12/15/2021 9:23	0:02	SSA2	0.03242	0.15500	Oversupply
12/15/2021 9:24	0:01	BS250	Data is not available	Data is not available	Oversupply



Maui Curtailment Report

December 2021

Start Date and Time	Duration (minutes)	IPP Curtailed	Estimated Curtailed MWH	Peak MW Curtailed	Reasons for Curtailment
12/15/2021 9:24	0:02	SSA3	0.03283	0.62000	Oversupply
12/15/2021 9:25	0:02	SSA2	0.03242	0.02100	Oversupply
12/15/2021 9:26	0:02	SSA3	0.03256	0.61600	Oversupply
12/15/2021 9:27	0:02	SSA2	0.03215	0.39300	Oversupply
12/15/2021 9:28	0:02	SSA3	0.03309	0.61500	Oversupply
12/15/2021 9:29	0:02	SSA2	0.03512	0.27100	Oversupply
12/15/2021 9:30	0:01	BS250	Data is not available	Data is not available	Oversupply
12/15/2021 9:30	0:02	SSA3	0.05017	0.17400	Oversupply
12/15/2021 9:31	0:02	SSA2	0.04215	0.02700	Oversupply
12/15/2021 9:32	0:02	SSA3	0.05017	0.05000	Oversupply
12/15/2021 9:33	0:02	SSA2	0.04285	0.17400	Oversupply
12/15/2021 9:34	0:02	SSA3	0.04935	0.08100	Oversupply
12/15/2021 9:35	0:02	SSA2	0.04250	0.67200	Oversupply
12/15/2021 9:36	0:02	SSA3	0.04976	1.09600	Oversupply
12/15/2021 9:37	0:02	SSA2	0.04250	0.17600	Oversupply
12/15/2021 9:38	0:02	SSA3	0.04976	0.59400	Oversupply
12/15/2021 9:39	0:02	SSA2	0.04215	0.59600	Oversupply
12/15/2021 9:40	0:02	SSA3	0.05017	0.59100	Oversupply
12/15/2021 9:41	0:01	BS250	Data is not available	Data is not available	Oversupply
12/15/2021 9:41	0:02	SSA2	0.04250	0.08000	Oversupply
12/15/2021 9:42	1:09	SSA3	2.43088	0.12000	Oversupply
12/15/2021 9:43	1:07	BS250	Data is not available	Data is not available	Oversupply
12/15/2021 9:43	0:02	SSA2	0.04490	0.76700	Oversupply
12/15/2021 9:44	1:07	AWE	3.39128	21.00000	Oversupply
12/15/2021 9:45	1:07	SSA2	2.22289	-0.00200	Oversupply
12/15/2021 10:03	0:39	KWPPI	1.17919	4.88699	Oversupply
12/15/2021 10:50	0:02	SSA3	0.07365	0.05500	Oversupply
12/15/2021 10:52	0:02	SSA2	0.07218	0.10400	Oversupply
12/15/2021 10:52	0:02	SSA3	0.07304	0.43700	Oversupply
12/15/2021 10:54	0:02	SSA2	0.07158	0.41500	Oversupply
12/15/2021 10:54	0:02	SSA3	0.07426	0.16100	Oversupply
12/15/2021 10:56	0:02	SSA2	0.07158	0.82200	Oversupply
12/15/2021 10:56	0:02	SSA3	0.07365	0.58700	Oversupply
12/15/2021 10:58	0:02	SSA2	0.07165	0.04900	Oversupply
12/15/2021 10:58	0:04	SSA3	0.14855	0.11400	Oversupply
12/15/2021 10:59	0:02	BS250	Data is not available	Data is not available	Oversupply
12/15/2021 11:00	0:02	AWE	0.02160	21.00000	Oversupply
12/15/2021 11:00	0:02	SSA2	0.07646	0.00400	Oversupply
12/15/2021 11:02	0:01	BS250	Data is not available	Data is not available	Oversupply
12/15/2021 11:02	0:02	SSA2	0.07709	0.07900	Oversupply
12/15/2021 11:02	0:04	SSA3	0.14490	0.01300	Oversupply
12/15/2021 11:04	0:01	BS250	Data is not available	Data is not available	Oversupply
12/15/2021 11:04	0:02	SSA2	0.07709	0.12700	Oversupply
12/15/2021 11:05	0:01	AWE	0.00024	21.00000	Oversupply
12/15/2021 11:06	0:02	SSA2	0.07646	0.18200	Oversupply
12/15/2021 11:07	0:02	SSA3	0.07126	0.10900	Oversupply
12/15/2021 11:08	0:02	SSA2	0.07646	0.12700	Oversupply
12/15/2021 11:09	0:02	SSA3	0.07186	0.12800	Oversupply
12/15/2021 11:10	0:01	BS250	Data is not available	Data is not available	Oversupply
12/15/2021 11:10	0:02	SSA2	0.07709	0.52800	Oversupply
12/15/2021 11:11	0:02	SSA3	0.07245	0.00500	Oversupply
12/15/2021 11:12	0:02	SSA2	0.07583	0.39900	Oversupply
12/15/2021 11:13	0:20	BS250	Data is not available	Data is not available	Oversupply
12/15/2021 11:13	0:21	AWE	0.64648	21.00000	Oversupply
12/15/2021 11:13	0:20	SSA3	0.83811	0.05500	Oversupply
12/15/2021 11:14	0:20	SSA2	0.80079	0.00900	Oversupply
12/15/2021 11:33	0:02	SSA3	0.08546	-0.00200	Oversupply
12/15/2021 11:34	0:02	SSA2	0.07741	0.21500	Oversupply
12/15/2021 11:35	0:02	SSA3	0.08618	0.13200	Oversupply
12/15/2021 11:36	0:02	SSA2	0.07805	0.58000	Oversupply
12/15/2021 11:37	0:02	SSA3	0.08618	0.11500	Oversupply
12/15/2021 11:38	0:06	BS250	Data is not available	Data is not available	Oversupply
12/15/2021 11:38	0:02	SSA2	0.07805	0.27500	Oversupply
12/15/2021 11:39	0:05	AWE	0.05865	21.00000	Oversupply
12/15/2021 11:39	0:06	SSA3	0.25321	0.00000	Oversupply
12/15/2021 11:40	0:04	SSA2	0.15610	-0.00300	Oversupply
12/15/2021 11:41	0:02	KWPPI	0.00008	0.00399	Oversupply
12/15/2021 11:44	0:02	SSA2	0.05945	-0.00300	Oversupply
12/15/2021 11:45	0:01	BS250	Data is not available	Data is not available	Oversupply
12/15/2021 11:45	0:02	SSA3	0.04952	0.31100	Oversupply
12/15/2021 11:46	0:02	SSA2	0.05573	0.11200	Oversupply
12/15/2021 11:47	0:02	SSA3	0.04992	0.75500	Oversupply
12/15/2021 11:50	0:02	SSA2	0.05482	2.22600	Oversupply



Maui Curtailment Report

December 2021

Start Date and Time	Duration (minutes)	IPP Curtailed	Estimated Curtailed MWH	Peak MW Curtailed	Reasons for Curtailment
12/15/2021 11:51	0:02	SSA3	0.04952	0.70000	Oversupply
12/15/2021 11:52	0:02	SSA2	0.05482	0.25200	Oversupply
12/15/2021 11:53	0:02	SSA3	0.04911	0.33500	Oversupply
12/15/2021 11:54	0:02	SSA2	0.05482	0.41900	Oversupply
12/15/2021 11:55	0:02	SSA3	0.04992	0.52500	Oversupply
12/15/2021 11:56	0:02	SSA2	0.05527	1.35000	Oversupply
12/15/2021 11:57	0:02	SSA3	0.04952	0.82400	Oversupply
12/15/2021 11:58	0:12	SSA2	0.52212	0.03500	Oversupply
12/15/2021 11:59	0:11	BS250	Data is not available	Data is not available	Oversupply
12/15/2021 11:59	0:12	SSA3	0.46554	0.00200	Oversupply
12/15/2021 12:00	0:11	AWE	0.21001	21.00000	Oversupply
12/15/2021 12:10	0:02	SSA2	0.09091	0.03700	Oversupply
12/15/2021 12:11	0:02	SSA3	0.07952	0.45500	Oversupply
12/15/2021 12:12	0:02	SSA2	0.09166	0.19000	Oversupply
12/15/2021 12:13	0:05	BS250	Data is not available	Data is not available	Oversupply
12/15/2021 12:13	0:59	SSA3	2.41163	0.03200	Oversupply
12/15/2021 12:14	0:04	AWE	0.05841	21.00000	Oversupply
12/15/2021 12:14	0:04	SSA2	0.18130	0.00500	Oversupply
12/15/2021 12:18	0:02	SSA2	0.09155	0.15500	Oversupply
12/15/2021 12:19	0:02	BS250	Data is not available	Data is not available	Oversupply
12/15/2021 12:19	0:15	AWE	0.41737	21.00000	Oversupply
12/15/2021 12:20	0:50	SSA2	2.32097	-0.00100	Oversupply
12/15/2021 12:22	0:49	BS250	Data is not available	Data is not available	Oversupply
12/15/2021 12:35	0:15	AWE	0.57735	21.00000	Oversupply
12/15/2021 12:48	0:06	KWPII	0.10439	2.85315	Oversupply
12/15/2021 12:51	0:19	AWE	0.31111	21.00000	Oversupply
12/15/2021 13:11	0:02	SSA2	0.09326	0.02500	Oversupply
12/15/2021 13:12	0:04	BS250	Data is not available	Data is not available	Oversupply
12/15/2021 13:12	0:02	SSA3	0.08766	0.43100	Oversupply
12/15/2021 13:13	0:01	AWE	0.00456	21.00000	Oversupply
12/15/2021 13:13	0:08	KWPII	0.10644	2.21047	Oversupply
12/15/2021 13:13	0:04	SSA2	0.18094	-0.00200	Oversupply
12/15/2021 13:14	0:08	SSA3	0.34738	-0.00400	Oversupply
12/15/2021 13:17	0:04	BS250	Data is not available	Data is not available	Oversupply
12/15/2021 13:17	0:02	SSA2	0.08796	0.00100	Oversupply
12/15/2021 13:19	0:04	SSA2	0.17519	-0.00100	Oversupply
12/15/2021 13:22	0:02	SSA3	0.08684	0.01400	Oversupply
12/15/2021 13:23	0:02	SSA2	0.08796	0.21500	Oversupply
12/15/2021 13:24	0:02	SSA3	0.08612	0.14000	Oversupply
12/15/2021 13:25	0:02	SSA2	0.08723	0.60900	Oversupply
12/15/2021 13:26	0:02	SSA3	0.08684	0.08800	Oversupply
12/15/2021 13:27	0:05	KWPII	0.09476	2.54179	Oversupply
12/15/2021 13:27	0:02	SSA2	0.08796	0.51800	Oversupply
12/15/2021 13:28	0:08	BS250	Data is not available	Data is not available	Oversupply
12/15/2021 13:28	0:04	SSA3	0.16920	0.02200	Oversupply
12/15/2021 13:29	0:08	SSA2	0.35873	-0.00300	Oversupply
12/15/2021 13:32	0:02	SSA3	0.08256	0.00500	Oversupply
12/15/2021 13:33	0:03	KWPII	0.07871	2.55477	Oversupply
12/15/2021 13:34	0:02	SSA3	0.08256	0.00200	Oversupply
12/15/2021 13:36	0:02	SSA3	0.08324	0.11600	Oversupply
12/15/2021 13:37	0:02	SSA2	0.09024	0.60500	Oversupply
12/15/2021 13:38	0:02	SSA3	0.08187	0.04300	Oversupply
12/15/2021 13:39	0:01	KWPII	0.01108	2.14061	Oversupply
12/15/2021 13:39	0:02	SSA2	0.09024	0.12400	Oversupply
12/15/2021 13:40	0:02	SSA3	0.08256	0.08000	Oversupply
12/15/2021 13:41	0:02	SSA2	0.08950	0.09600	Oversupply
12/15/2021 13:42	0:02	SSA3	0.08256	0.37800	Oversupply
12/15/2021 13:43	0:02	BS250	Data is not available	Data is not available	Oversupply
12/15/2021 13:43	0:02	KWPII	0.01745	2.47593	Oversupply
12/15/2021 13:43	0:02	SSA2	0.08224	0.75200	Oversupply
12/15/2021 13:44	0:02	SSA3	0.04816	0.00600	Oversupply
12/15/2021 13:45	0:02	SSA2	0.01341	0.01700	Oversupply
12/15/2021 13:46	0:02	SSA3	0.03220	0.11600	Oversupply
12/15/2021 13:47	0:02	SSA2	0.01330	0.51400	Oversupply
12/15/2021 13:48	0:02	SSA3	0.03220	0.11900	Oversupply
12/15/2021 13:49	0:02	SSA2	0.01341	1.22600	Oversupply
12/15/2021 13:50	0:02	SSA3	0.03220	0.51800	Oversupply
12/15/2021 13:51	0:02	SSA2	0.01341	1.94100	Oversupply
12/16/2021 5:07	0:05	AWE	0.03464	20.80000	Oversupply
12/16/2021 5:07	0:11	KWPII	0.08429	0.80934	Oversupply
12/16/2021 5:19	0:04	KWPII	0.01097	0.48501	Oversupply
12/16/2021 5:20	0:02	AWE	0.01076	21.00000	Oversupply
12/16/2021 5:29	0:01	AWE	0.00224	21.00000	Oversupply



Maui Curtailment Report

December 2021

Start Date and Time	Duration (minutes)	IPP Curtailed	Estimated Curtailed MWH	Peak MW Curtailed	Reasons for Curtailment
12/16/2021 9:27	0:02	SSA2	0.00335	1.45000	Oversupply
12/16/2021 9:27	0:02	SSA3	0.00284	0.05700	Oversupply
12/16/2021 9:38	0:02	SSA3	0.02400	1.90400	Oversupply
12/16/2021 9:39	0:02	SSA2	0.01983	0.08400	Oversupply
12/16/2021 9:40	0:02	SSA3	0.02420	0.74600	Oversupply
12/16/2021 9:41	0:02	SSA2	0.01967	0.32800	Oversupply
12/16/2021 9:42	0:02	SSA3	0.02380	0.06400	Oversupply
12/16/2021 9:43	0:02	SSA2	0.02177	0.43100	Oversupply
12/16/2021 9:44	0:02	BS250	Data is not available	Data is not available	Oversupply
12/16/2021 9:44	0:03	AWE	0.00594	21.00000	Oversupply
12/16/2021 9:44	0:04	SSA3	0.09972	0.02900	Oversupply
12/16/2021 9:45	0:02	SSA2	0.05320	-0.00300	Oversupply
12/16/2021 9:47	0:02	SSA2	0.05320	-0.00300	Oversupply
12/16/2021 9:48	0:02	SSA3	0.05910	0.12800	Oversupply
12/16/2021 9:49	0:02	SSA2	0.05320	-0.00300	Oversupply
12/16/2021 9:50	0:02	SSA3	0.05910	0.42800	Oversupply
12/16/2021 9:51	0:02	SSA2	0.05276	0.41000	Oversupply
12/16/2021 9:52	0:02	SSA3	0.05813	0.32000	Oversupply
12/16/2021 9:53	0:01	BS250	Data is not available	Data is not available	Oversupply
12/16/2021 9:53	0:02	SSA2	0.05320	0.18900	Oversupply
12/16/2021 9:54	0:02	SSA3	0.05910	0.01600	Oversupply
12/16/2021 9:55	0:02	SSA2	0.05320	0.20900	Oversupply
12/16/2021 9:56	0:02	SSA3	0.05861	0.25100	Oversupply
12/16/2021 9:57	0:01	BS250	Data is not available	Data is not available	Oversupply
12/16/2021 9:57	0:02	SSA2	0.05320	0.13400	Oversupply
12/16/2021 9:58	0:02	AWE	0.00531	21.00000	Oversupply
12/16/2021 9:58	0:02	SSA3	0.05967	0.27400	Oversupply
12/16/2021 9:59	0:01	BS250	Data is not available	Data is not available	Oversupply
12/16/2021 9:59	0:02	SSA2	0.05440	0.12400	Oversupply
12/16/2021 10:00	0:02	SSA3	0.06984	0.10100	Oversupply
12/16/2021 10:01	0:02	SSA2	0.06159	0.55200	Oversupply
12/16/2021 10:02	0:07	BS250	Data is not available	Data is not available	Oversupply
12/16/2021 10:02	0:02	SSA3	0.06984	0.03200	Oversupply
12/16/2021 10:03	0:04	KWPPII	0.07408	2.24740	Oversupply
12/16/2021 10:03	0:02	SSA2	0.06159	0.00500	Oversupply
12/16/2021 10:04	0:02	SSA3	0.07041	0.00100	Oversupply
12/16/2021 10:05	0:02	SSA2	0.06108	-0.00300	Oversupply
12/16/2021 10:06	0:01	AWE	0.00107	21.00000	Oversupply
12/16/2021 10:06	0:04	SSA3	0.14025	0.00200	Oversupply
12/16/2021 10:07	0:02	SSA2	0.06159	-0.00300	Oversupply
12/16/2021 10:08	0:02	KWPPII	0.01078	0.63769	Oversupply
12/16/2021 10:09	0:02	SSA2	0.06159	0.00100	Oversupply
12/16/2021 10:10	0:01	BS250	Data is not available	Data is not available	Oversupply
12/16/2021 10:10	0:02	SSA3	0.07041	0.08400	Oversupply
12/16/2021 10:11	0:01	AWE	0.00424	21.00000	Oversupply
12/16/2021 10:11	0:03	KWPPII	0.00178	0.10578	Oversupply
12/16/2021 10:11	0:02	SSA2	0.06159	0.00300	Oversupply
12/16/2021 10:12	0:01	BS250	Data is not available	Data is not available	Oversupply
12/16/2021 10:12	0:02	SSA3	0.06984	0.01000	Oversupply
12/16/2021 10:13	0:01	AWE	0.00007	21.00000	Oversupply
12/16/2021 10:13	0:02	SSA2	0.05981	0.00100	Oversupply
12/16/2021 10:14	0:02	SSA3	0.06184	0.23800	Oversupply
12/16/2021 10:15	0:02	SSA2	0.05773	0.15100	Oversupply
12/16/2021 10:16	0:04	BS250	Data is not available	Data is not available	Oversupply
12/16/2021 10:16	0:01	KWPPII	0.00017	0.05988	Oversupply
12/16/2021 10:16	0:04	SSA3	0.12500	0.10600	Oversupply
12/16/2021 10:17	0:04	SSA2	0.11498	0.00400	Oversupply
12/16/2021 10:18	0:02	KWPPII	0.00433	1.01392	Oversupply
12/16/2021 10:20	0:02	SSA3	0.06250	0.04600	Oversupply
12/16/2021 10:21	0:02	SSA2	0.05773	-0.00300	Oversupply
12/16/2021 10:22	0:02	SSA3	0.06250	0.13600	Oversupply
12/16/2021 10:23	0:02	SSA2	0.05820	0.30600	Oversupply
12/16/2021 10:24	0:02	SSA3	0.06250	0.90700	Oversupply
12/16/2021 10:25	0:02	SSA2	0.05773	0.75100	Oversupply
12/16/2021 10:26	0:02	SSA3	0.06250	1.36000	Oversupply
12/16/2021 10:27	0:01	BS250	Data is not available	Data is not available	Oversupply
12/16/2021 10:27	0:02	SSA2	0.05725	1.16100	Oversupply
12/16/2021 10:28	0:01	KWPPII	0.00588	1.89612	Oversupply
12/16/2021 10:28	0:02	SSA3	0.06538	0.03500	Oversupply
12/16/2021 10:29	0:09	BS250	Data is not available	Data is not available	Oversupply
12/16/2021 10:29	0:02	SSA2	0.06497	0.46200	Oversupply
12/16/2021 10:30	0:02	KWPPII	0.01434	2.59269	Oversupply
12/16/2021 10:30	0:02	SSA3	0.07547	0.01800	Oversupply



Maui Curtailment Report

December 2021

Start Date and Time	Duration (minutes)	IPP Curtailed	Estimated Curtailed MWH	Peak MW Curtailed	Reasons for Curtailment
12/16/2021 10:31	0:02	SSA2	0.07073	-0.00300	Oversupply
12/16/2021 10:32	0:06	SSA3	0.22703	0.00000	Oversupply
12/16/2021 10:33	0:03	KWP/II	0.02067	3.59364	Oversupply
12/16/2021 10:33	0:06	SSA2	0.21279	-0.00300	Oversupply
12/16/2021 10:37	0:02	KWP/II	0.01691	2.77232	Oversupply
12/16/2021 10:38	0:02	SSA3	0.07547	0.00300	Oversupply
12/16/2021 10:39	0:02	SSA2	0.07073	0.07800	Oversupply
12/16/2021 10:40	0:01	KWP/II	0.00324	2.06377	Oversupply
12/16/2021 10:40	0:02	SSA3	0.07547	-0.00100	Oversupply
12/16/2021 10:41	0:02	SSA2	0.07132	0.02400	Oversupply
12/16/2021 10:42	0:02	SSA3	0.07547	0.05900	Oversupply
12/16/2021 10:43	0:02	SSA2	0.07050	0.09200	Oversupply
12/16/2021 10:44	0:02	SSA3	0.07429	0.20000	Oversupply
12/16/2021 10:45	0:02	SSA2	0.07204	0.30900	Oversupply
12/16/2021 10:46	0:02	SSA3	0.07791	0.22200	Oversupply
12/16/2021 10:47	0:02	SSA2	0.07204	0.24000	Oversupply
12/16/2021 10:48	0:02	SSA3	0.07727	0.06900	Oversupply
12/16/2021 10:49	0:02	SSA2	0.07145	0.25100	Oversupply
12/16/2021 10:50	0:01	BS250	Data is not available	Data is not available	Oversupply
12/16/2021 10:50	0:08	SSA3	0.30907	0.10500	Oversupply
12/16/2021 10:51	0:01	KWP/II	0.00909	1.56779	Oversupply
12/16/2021 10:51	0:02	SSA2	0.07204	0.01200	Oversupply
12/16/2021 10:52	0:06	BS250	Data is not available	Data is not available	Oversupply
12/16/2021 10:53	0:04	KWP/II	0.07999	4.16247	Oversupply
12/16/2021 10:53	0:14	SSA2	0.53083	-0.00100	Oversupply
12/16/2021 10:58	0:08	KWP/II	0.03299	3.21741	Oversupply
12/16/2021 10:58	0:02	SSA3	0.07907	0.06300	Oversupply
12/16/2021 11:00	0:02	SSA3	0.08275	0.00100	Oversupply
12/16/2021 11:01	0:05	BS250	Data is not available	Data is not available	Oversupply
12/16/2021 11:02	0:04	SSA3	0.16688	-0.00100	Oversupply
12/16/2021 11:06	0:52	SSA3	2.24208	0.00600	Oversupply
12/16/2021 11:07	0:51	BS250	Data is not available	Data is not available	Oversupply
12/16/2021 11:07	0:53	KWP/II	1.71755	5.96079	Oversupply
12/16/2021 11:07	0:52	SSA2	2.17042	0.01300	Oversupply
12/16/2021 11:12	0:01	AWE	0.00591	21.00000	Oversupply
12/16/2021 11:14	0:18	AWE	0.26619	21.00000	Oversupply
12/16/2021 11:34	0:03	AWE	0.03244	21.00000	Oversupply
12/16/2021 11:38	0:03	AWE	0.01402	20.80000	Oversupply
12/16/2021 11:42	0:01	AWE	0.00207	21.00000	Oversupply
12/16/2021 11:59	0:02	SSA3	0.08591	0.06000	Oversupply
12/16/2021 12:00	0:01	BS250	Data is not available	Data is not available	Oversupply
12/16/2021 12:00	0:02	SSA2	0.08630	0.13000	Oversupply
12/16/2021 12:01	0:04	SSA3	0.17011	0.08100	Oversupply
12/16/2021 12:02	0:02	SSA2	0.08702	0.64200	Oversupply
12/16/2021 12:04	0:02	SSA2	0.08702	0.09400	Oversupply
12/16/2021 12:05	0:02	SSA3	0.08541	0.08000	Oversupply
12/16/2021 12:06	0:02	SSA2	0.08702	0.35700	Oversupply
12/16/2021 12:07	0:02	SSA3	0.08541	0.44600	Oversupply
12/16/2021 12:08	0:02	SSA2	0.08702	0.18500	Oversupply
12/16/2021 12:09	0:02	BS250	Data is not available	Data is not available	Oversupply
12/16/2021 12:09	0:02	SSA3	0.08470	0.13300	Oversupply
12/16/2021 12:10	0:02	KWP/II	0.00581	3.55771	Oversupply
12/16/2021 12:10	0:02	SSA2	0.08630	0.01700	Oversupply
12/16/2021 12:11	0:02	SSA3	0.08611	0.01800	Oversupply
12/16/2021 12:12	0:02	SSA2	0.08702	-0.00300	Oversupply
12/16/2021 12:13	0:02	SSA3	0.07735	0.10700	Oversupply
12/16/2021 12:14	0:02	SSA2	0.06564	-0.00300	Oversupply
12/16/2021 12:15	0:02	SSA3	0.05464	0.00300	Oversupply
12/16/2021 12:16	0:02	SSA2	0.04700	0.25300	Oversupply
12/16/2021 12:17	0:02	SSA3	0.05464	0.89200	Oversupply
12/16/2021 12:18	0:02	SSA2	0.04778	1.27600	Oversupply
12/16/2021 12:19	0:02	SSA3	0.05464	1.25200	Oversupply
12/16/2021 12:20	0:02	SSA2	0.04739	1.40100	Oversupply
12/16/2021 12:21	0:02	SSA3	0.05509	1.47500	Oversupply
12/16/2021 12:22	0:02	SSA2	0.04700	1.19600	Oversupply
12/16/2021 12:23	0:02	SSA3	0.05464	1.07800	Oversupply
12/16/2021 12:24	0:02	SSA2	0.04778	1.68000	Oversupply
12/16/2021 12:25	0:02	SSA3	0.05464	1.92500	Oversupply
12/16/2021 12:26	0:02	SSA2	0.04700	1.60600	Oversupply
12/16/2021 12:27	0:02	SSA3	0.05464	0.62700	Oversupply
12/16/2021 12:28	0:02	SSA2	0.04072	0.70700	Oversupply
12/16/2021 12:29	0:02	SSA3	0.04267	1.80500	Oversupply
12/16/2021 12:30	0:02	SSA2	0.00800	2.10400	Oversupply



Maui Curtailment Report

December 2021

Start Date and Time	Duration (minutes)	IPP Curtailed	Estimated Curtailed MWH	Peak MW Curtailed	Reasons for Curtailment
12/16/2021 12:31	0:02	SSA3	0.00893	1.91500	Oversupply
12/16/2021 12:32	0:02	SSA2	0.00794	1.07900	Oversupply
12/16/2021 12:53	0:02	SSA3	0.00908	2.88000	Oversupply
12/16/2021 12:54	0:02	SSA2	0.00100	2.72800	Oversupply
12/16/2021 12:58	0:02	SSA2	0.00134	2.72500	Oversupply
12/16/2021 13:01	0:02	SSA3	0.00402	2.33400	Oversupply
12/16/2021 13:02	0:02	SSA2	0.00307	2.52700	Oversupply
12/16/2021 13:03	0:02	SSA3	0.00402	2.24100	Oversupply
12/16/2021 13:07	0:02	SSA3	0.00402	2.80600	Oversupply
12/16/2021 13:08	0:02	SSA2	0.00307	2.76300	Oversupply
12/16/2021 13:16	0:02	SSA3	0.00962	2.75700	Oversupply
12/16/2021 13:16	0:02	SSA2	0.01082	2.73600	Oversupply
12/16/2021 13:18	0:02	SSA3	0.00962	0.94900	Oversupply
12/16/2021 13:18	0:02	SSA2	0.01073	2.40400	Oversupply
12/16/2021 13:20	0:02	SSA3	0.00962	2.54200	Oversupply
12/16/2021 13:20	0:02	SSA2	0.01082	2.45000	Oversupply
12/16/2021 13:22	0:02	SSA3	0.00962	2.69400	Oversupply
12/16/2021 13:22	0:02	SSA2	0.01073	2.63900	Oversupply
12/16/2021 13:26	0:02	SSA3	0.00962	2.79700	Oversupply
12/16/2021 13:26	0:02	SSA2	0.01082	2.74000	Oversupply
12/16/2021 13:28	0:02	SSA3	0.00909	2.50700	Oversupply
12/16/2021 13:28	0:02	SSA2	0.00748	2.53700	Oversupply
12/16/2021 13:34	0:02	SSA3	-0.00490	2.71800	Oversupply
12/16/2021 21:37	0:27	KWPII	2.47172	17.58098	Oversupply
12/16/2021 22:15	0:01	KWPII	0.00681	10.95655	Oversupply
12/16/2021 22:19	0:16	KWPII	1.49379	12.69000	Oversupply
12/16/2021 22:36	0:46	KWPII	6.85793	14.27874	Oversupply
12/16/2021 22:43	0:15	AWE	0.38379	21.00000	Oversupply
12/16/2021 22:59	0:06	AWE	0.12679	18.80000	Oversupply
12/16/2021 23:06	0:13	AWE	0.51804	20.20000	Oversupply
12/16/2021 23:39	0:01	KWPII	0.00808	4.11557	Oversupply
12/17/2021 0:39	0:09	AWE	0.25786	13.80000	Oversupply
12/17/2021 1:01	0:02	AWE	0.00572	11.40000	Oversupply
12/17/2021 1:02	0:19	KWPII	0.71262	5.85301	Oversupply
12/17/2021 1:07	0:03	AWE	0.03092	9.80000	Oversupply
12/17/2021 1:11	0:01	AWE	0.00026	8.20000	Oversupply
12/17/2021 1:13	0:01	AWE	0.00169	7.40000	Oversupply
12/17/2021 1:24	0:01	KWPII	0.00645	6.01168	Oversupply
12/17/2021 1:27	0:01	KWPII	0.00244	6.30808	Oversupply
12/17/2021 1:29	0:01	KWPII	0.00338	6.14042	Oversupply
12/17/2021 1:56	0:02	KWPII	0.00906	6.14441	Oversupply
12/17/2021 2:17	0:21	KWPII	0.46368	2.95994	Oversupply
12/17/2021 2:21	0:02	AWE	0.01229	5.60000	Oversupply
12/17/2021 2:27	0:04	AWE	0.06163	6.20000	Oversupply
12/17/2021 2:36	0:01	AWE	0.01670	9.00000	Oversupply
12/17/2021 2:39	0:02	KWPII	0.00901	0.88519	Oversupply
12/17/2021 2:45	0:02	KWPII	0.01498	1.01791	Oversupply
12/17/2021 2:59	0:05	AWE	0.05144	9.10000	Oversupply
12/17/2021 3:00	0:02	KWPII	0.00430	0.27244	Oversupply
12/17/2021 3:05	0:12	KWPII	0.06701	1.74443	Oversupply
12/17/2021 3:09	0:25	AWE	0.47616	11.40000	Oversupply
12/17/2021 3:27	0:11	KWPII	0.06154	0.70156	Oversupply
12/17/2021 3:35	0:03	AWE	0.02448	9.40000	Oversupply
12/17/2021 3:49	0:12	AWE	0.23918	12.40000	Oversupply
12/17/2021 6:10	0:01	AWE	0.00333	0.20000	Oversupply
12/17/2021 9:16	0:02	SSA2	0.01853	0.82600	Oversupply
12/17/2021 9:18	0:02	SSA3	0.02117	0.66600	Oversupply
12/17/2021 9:18	0:02	SSA2	0.01853	0.84300	Oversupply
12/17/2021 9:19	0:01	BS250	Data is not available	Data is not available	Oversupply
12/17/2021 9:20	0:02	SSA3	0.02117	0.50000	Oversupply
12/17/2021 9:20	0:02	SSA2	0.01837	0.46600	Oversupply
12/17/2021 9:26	0:02	SSA3	0.02117	1.52700	Oversupply
12/17/2021 9:26	0:02	SSA2	0.01853	0.82100	Oversupply
12/17/2021 9:28	0:02	SSA3	0.03095	1.19000	Oversupply
12/17/2021 9:28	0:02	SSA2	0.02397	0.70700	Oversupply
12/17/2021 9:30	0:02	SSA3	0.04991	1.09900	Oversupply
12/17/2021 9:30	0:02	SSA2	0.02863	1.04800	Oversupply
12/17/2021 9:32	0:02	SSA3	0.04909	1.52300	Oversupply
12/17/2021 9:32	0:02	SSA2	0.02840	0.65600	Oversupply
12/17/2021 9:34	0:02	SSA3	0.04950	0.91400	Oversupply
12/17/2021 9:34	0:02	SSA2	0.02816	0.33700	Oversupply
12/17/2021 9:36	0:02	SSA3	0.04950	0.84500	Oversupply
12/17/2021 9:36	0:02	SSA2	0.02863	0.55500	Oversupply



Maui Curtailment Report

December 2021

Start Date and Time	Duration (minutes)	IPP Curtailed	Estimated Curtailed MWH	Peak MW Curtailed	Reasons for Curtailment
12/17/2021 9:38	0:02	SSA3	0.04950	1.20000	Oversupply
12/17/2021 9:39	0:02	SSA2	0.02840	0.69200	Oversupply
12/17/2021 9:40	0:57	BS250	Data is not available	Data is not available	Oversupply
12/17/2021 9:41	1:05	SSA3	2.26624	0.01700	Oversupply
12/17/2021 9:41	0:02	SSA2	0.02840	0.01400	Oversupply
12/17/2021 9:43	0:57	AWE	3.06335	21.00000	Oversupply
12/17/2021 9:43	0:57	SSA2	0.72839	0.00300	Oversupply
12/17/2021 10:34	0:05	KWPPI	0.01841	0.34030	Oversupply
12/17/2021 10:39	0:02	BS250	Data is not available	Data is not available	Oversupply
12/17/2021 10:39	0:04	SSA2	0.05788	0.05200	Oversupply
12/17/2021 10:43	0:01	BS250	Data is not available	Data is not available	Oversupply
12/17/2021 10:43	0:02	SSA2	0.02812	0.00500	Oversupply
12/17/2021 10:44	0:02	AWE	0.00843	17.00000	Oversupply
12/17/2021 10:45	0:01	BS250	Data is not available	Data is not available	Oversupply
12/17/2021 10:45	0:04	SSA3	0.14180	0.01100	Oversupply
12/17/2021 10:45	0:02	SSA2	0.02413	0.00400	Oversupply
12/17/2021 10:47	0:02	SSA2	0.02413	0.08300	Oversupply
12/17/2021 10:49	0:02	BS250	Data is not available	Data is not available	Oversupply
12/17/2021 10:49	0:02	AWE	0.01142	17.20000	Oversupply
12/17/2021 10:49	0:02	SSA3	0.07179	0.00900	Oversupply
12/17/2021 10:49	0:02	SSA2	0.02413	0.00600	Oversupply
12/17/2021 10:51	0:02	SSA3	0.07120	-0.00300	Oversupply
12/17/2021 10:51	0:02	SSA2	0.02393	0.00700	Oversupply
12/17/2021 10:53	0:04	SSA2	0.04827	0.03600	Oversupply
12/17/2021 10:53	0:02	SSA3	0.07120	-0.00300	Oversupply
12/17/2021 10:54	0:01	AWE	0.00888	16.50000	Oversupply
12/17/2021 10:55	0:02	SSA3	0.07179	0.08100	Oversupply
12/17/2021 10:57	0:02	SSA2	0.02393	0.12500	Oversupply
12/17/2021 10:57	0:02	SSA3	0.07120	0.58500	Oversupply
12/17/2021 10:59	0:02	SSA2	0.01827	0.58900	Oversupply
12/17/2021 10:59	0:02	SSA3	0.05720	1.04000	Oversupply
12/17/2021 11:01	0:02	SSA2	0.02750	0.39900	Oversupply
12/17/2021 11:01	0:02	SSA3	0.05810	1.04400	Oversupply
12/17/2021 11:03	0:01	KWPPI	0.00326	1.17559	Oversupply
12/17/2021 11:03	0:02	SSA2	0.02750	0.04100	Oversupply
12/17/2021 11:03	0:02	SSA3	0.05715	0.02200	Oversupply
12/17/2021 11:05	0:01	BS250	Data is not available	Data is not available	Oversupply
12/17/2021 11:05	0:01	KWPPI	0.00736	0.81134	Oversupply
12/17/2021 11:05	0:02	SSA2	0.02727	0.01300	Oversupply
12/17/2021 11:05	0:02	SSA3	0.05810	0.00400	Oversupply
12/17/2021 11:07	0:01	AWE	0.00426	17.20000	Oversupply
12/17/2021 11:07	0:01	KWPPI	0.00258	0.15468	Oversupply
12/17/2021 11:07	0:02	SSA2	0.02750	0.00100	Oversupply
12/17/2021 11:07	0:02	SSA3	0.05763	0.00400	Oversupply
12/17/2021 11:09	0:02	SSA2	0.02750	0.12300	Oversupply
12/17/2021 11:09	0:02	SSA3	0.05810	0.60200	Oversupply
12/17/2021 11:11	0:02	SSA2	0.02750	0.23600	Oversupply
12/17/2021 11:11	0:02	SSA3	0.05810	2.06100	Oversupply
12/17/2021 11:13	0:02	SSA3	0.03380	1.95600	Oversupply
12/17/2021 11:15	0:02	SSA2	0.00549	0.94100	Oversupply
12/17/2021 11:15	0:02	SSA3	0.00875	2.25900	Oversupply
12/17/2021 11:17	0:02	SSA2	0.00553	0.86400	Oversupply
12/17/2021 11:17	0:02	SSA3	0.00875	2.48900	Oversupply
12/17/2021 11:19	0:02	SSA2	0.00553	0.88300	Oversupply
12/17/2021 11:19	0:02	SSA3	0.00868	1.75400	Oversupply
12/17/2021 12:12	0:02	SSA2	0.00316	1.25300	Oversupply
12/17/2021 12:12	0:02	SSA3	0.01055	2.69700	Oversupply
12/17/2021 12:14	0:02	SSA2	-0.01984	0.44300	Oversupply
12/17/2021 12:14	0:02	SSA3	0.00838	0.48700	Oversupply
12/17/2021 12:24	0:02	SSA3	0.00849	2.70500	Oversupply
12/17/2021 12:26	0:02	SSA2	0.00613	1.96700	Oversupply
12/17/2021 12:26	0:02	SSA3	0.00849	2.34500	Oversupply
12/17/2021 12:28	0:02	SSA3	0.00589	2.60400	Oversupply
12/17/2021 12:30	0:02	SSA2	0.00378	1.28100	Oversupply
12/17/2021 12:30	0:02	SSA3	0.00197	1.64000	Oversupply
12/17/2021 12:32	0:02	SSA2	0.00374	1.47800	Oversupply
12/17/2021 21:07	0:03	KWPPI	0.01698	9.15524	Oversupply
12/17/2021 22:12	0:01	KWPPI	0.00169	7.90979	Oversupply
12/17/2021 23:31	0:01	KWPPI	0.00060	0.03593	Oversupply
12/17/2021 23:54	0:01	KWPPI	0.00007	4.05270	Oversupply
12/17/2021 23:57	0:01	KWPPI	0.00569	4.04771	Oversupply
12/18/2021 0:06	0:33	KWPPI	2.68465	8.75406	Oversupply
12/18/2021 0:11	0:07	AWE	0.03199	10.20000	Oversupply



Maui Curtailment Report

December 2021

Start Date and Time	Duration (minutes)	IPP Curtailed	Estimated Curtailed MWH	Peak MW Curtailed	Reasons for Curtailment
12/18/2021 2:10	0:01	AWE	0.00955	13.80000	Oversupply
12/18/2021 2:16	0:02	AWE	0.01460	14.40000	Oversupply
12/18/2021 3:47	0:01	AWE	0.00218	14.60000	Oversupply
12/18/2021 3:49	0:01	AWE	0.00221	15.00000	Oversupply
12/18/2021 3:51	0:14	AWE	0.11346	21.00000	System constraint
12/18/2021 4:06	0:10	AWE	0.01358	21.00000	System constraint
12/18/2021 4:18	0:08	AWE	0.04438	21.00000	System constraint
12/18/2021 4:32	0:01	AWE	0.00407	19.70000	System constraint
12/18/2021 4:34	0:02	AWE	0.00897	19.30000	System constraint
12/18/2021 4:37	0:02	AWE	0.02573	18.30000	System constraint
12/18/2021 4:45	0:01	AWE	0.01028	20.50000	Oversupply
12/18/2021 4:58	0:01	KWP/II	0.00153	0.09181	Oversupply
12/18/2021 4:59	0:01	AWE	0.00590	19.00000	Oversupply
12/18/2021 8:39	0:02	SSA3	0.00399	1.19400	Oversupply
12/18/2021 8:40	0:02	SSA2	0.00278	0.26700	Oversupply
12/18/2021 8:41	0:02	SSA3	0.00402	0.97400	Oversupply
12/18/2021 8:44	0:02	SSA2	0.00963	0.98400	Oversupply
12/18/2021 8:45	0:02	SSA3	0.03264	1.24200	Oversupply
12/18/2021 8:47	0:02	SSA3	0.03264	1.31200	Oversupply
12/18/2021 8:48	0:02	SSA2	0.02501	0.33500	Oversupply
12/18/2021 8:49	0:02	SSA3	0.03264	0.83200	Oversupply
12/18/2021 8:50	0:02	SSA2	0.02501	0.76000	Oversupply
12/18/2021 8:51	0:02	SSA3	0.03237	0.07300	Oversupply
12/18/2021 8:52	0:02	SSA2	0.02501	0.06100	Oversupply
12/18/2021 8:53	0:02	SSA3	0.03237	0.16600	Oversupply
12/18/2021 8:54	0:02	SSA2	0.02480	0.03600	Oversupply
12/18/2021 8:55	0:06	BS250	Data is not available	Data is not available	Oversupply
12/18/2021 8:55	0:07	AWE	0.03952	21.00000	Oversupply
12/18/2021 8:55	0:02	SSA3	0.03264	0.22800	Oversupply
12/18/2021 8:56	0:06	SSA2	0.08899	0.22900	Oversupply
12/18/2021 8:57	0:06	SSA3	0.11866	0.00200	Oversupply
12/18/2021 9:02	0:02	SSA2	0.03735	-0.00300	Oversupply
12/18/2021 9:03	0:02	SSA3	0.04626	0.24000	Oversupply
12/18/2021 9:04	0:01	AWE	0.00024	21.00000	Oversupply
12/18/2021 9:04	0:02	SSA2	0.03766	0.17000	Oversupply
12/18/2021 9:05	0:04	BS250	Data is not available	Data is not available	Oversupply
12/18/2021 9:05	0:02	SSA3	0.04626	0.08600	Oversupply
12/18/2021 9:06	0:02	SSA2	0.03735	0.00700	Oversupply
12/18/2021 9:07	0:02	AWE	0.00165	21.00000	Oversupply
12/18/2021 9:07	0:02	SSA3	0.04626	0.01900	Oversupply
12/18/2021 9:08	0:04	SSA2	0.07532	0.01600	Oversupply
12/18/2021 9:09	0:02	SSA3	0.04664	0.05200	Oversupply
12/18/2021 9:10	0:01	BS250	Data is not available	Data is not available	Oversupply
12/18/2021 9:11	0:02	SSA3	0.04626	0.20900	Oversupply
12/18/2021 9:12	0:01	BS250	Data is not available	Data is not available	Oversupply
12/18/2021 9:12	0:02	SSA2	0.03735	-0.00300	Oversupply
12/18/2021 9:13	0:02	SSA3	0.04788	0.28700	Oversupply
12/18/2021 9:14	0:02	SSA2	0.03946	-0.00300	Oversupply
12/18/2021 9:15	0:02	SSA3	0.05471	0.10600	Oversupply
12/18/2021 9:16	0:02	SSA2	0.04623	0.24300	Oversupply
12/18/2021 9:17	0:02	SSA3	0.05426	0.04600	Oversupply
12/18/2021 9:18	0:03	BS250	Data is not available	Data is not available	Oversupply
12/18/2021 9:18	0:02	SSA2	0.04623	0.26600	Oversupply
12/18/2021 9:19	0:03	AWE	0.00512	21.00000	Oversupply
12/18/2021 9:19	0:02	SSA3	0.05471	0.00600	Oversupply
12/18/2021 9:20	0:02	SSA2	0.04623	0.00400	Oversupply
12/18/2021 9:21	0:02	SSA3	0.05516	0.08100	Oversupply
12/18/2021 9:22	0:02	SSA2	0.04623	-0.00300	Oversupply
12/18/2021 9:23	6:57	BS250	Data is not available	Data is not available	Oversupply
12/18/2021 9:23	4:49	AWE	42.37574	21.00000	Oversupply
12/18/2021 9:24	6:58	SSA3	15.24654	0.00600	Oversupply
12/18/2021 9:24	6:57	SSA2	14.83201	-0.00300	Oversupply
12/18/2021 10:23	5:59	KWP/II	52.23619	20.75348	Oversupply
12/18/2021 11:08	0:03	5A	Data is not available	Data is not available	Oversupply
12/18/2021 11:08	0:03	MS	Data is not available	Data is not available	Oversupply
12/18/2021 11:13	0:03	5A	Data is not available	Data is not available	Oversupply
12/18/2021 11:13	0:03	MS	Data is not available	Data is not available	Oversupply
12/18/2021 11:18	0:02	5A	Data is not available	Data is not available	Oversupply
12/18/2021 11:18	0:02	MS	Data is not available	Data is not available	Oversupply
12/18/2021 11:21	0:01	5A	Data is not available	Data is not available	Oversupply
12/18/2021 11:21	0:01	MS	Data is not available	Data is not available	Oversupply
12/18/2021 14:13	0:09	AWE	0.39147	20.70000	Oversupply
12/18/2021 14:23	0:21	AWE	0.63313	21.00000	Oversupply



Maui Curtailment Report

December 2021

Start Date and Time	Duration (minutes)	IPP Curtailed	Estimated Curtailed MWH	Peak MW Curtailed	Reasons for Curtailment
12/18/2021 14:48	0:01	AWE	0.00574	21.00000	Oversupply
12/18/2021 14:50	0:04	AWE	0.02859	21.00000	Oversupply
12/18/2021 14:59	0:03	AWE	0.01005	21.00000	Oversupply
12/18/2021 16:21	0:02	SSA2	0.02720	0.03200	Oversupply
12/18/2021 16:21	0:02	SSA3	0.01893	0.00700	Oversupply
12/18/2021 16:23	0:02	SSA2	0.02698	1.03800	Oversupply
12/18/2021 19:12	0:01	KWPPII	0.00428	20.71456	Oversupply
12/18/2021 19:17	0:01	KWPPII	0.00031	20.71157	Oversupply
12/18/2021 19:33	0:33	KWPPII	1.51984	20.73851	Oversupply
12/18/2021 20:37	0:05	KWPPII	0.03632	20.71356	Oversupply
12/18/2021 21:21	8:59	KWPPII	131.28045	20.73651	Oversupply
12/19/2021 0:44	0:02	AWE	0.00457	20.40000	Oversupply
12/19/2021 0:47	0:01	AWE	0.00012	21.00000	Oversupply
12/19/2021 2:23	0:02	AWE	0.00015	21.00000	Oversupply
12/19/2021 2:27	0:01	AWE	0.00341	21.00000	Oversupply
12/19/2021 2:31	0:01	AWE	0.00267	20.50000	Oversupply
12/19/2021 2:34	0:04	AWE	0.03580	20.10000	Oversupply
12/19/2021 2:39	0:02	AWE	0.00472	20.80000	Oversupply
12/19/2021 2:42	0:01	AWE	0.00640	20.50000	Oversupply
12/19/2021 2:44	0:03	AWE	0.05070	20.50000	Oversupply
12/19/2021 2:49	0:04	AWE	0.01044	19.50000	Oversupply
12/19/2021 2:58	0:01	AWE	0.01008	20.00000	Oversupply
12/19/2021 3:06	0:02	AWE	0.01586	20.60000	Oversupply
12/19/2021 3:09	1:04	AWE	1.26719	21.00000	Oversupply
12/19/2021 4:16	0:03	AWE	0.00122	21.00000	Oversupply
12/19/2021 4:20	0:02	AWE	0.01815	21.00000	Oversupply
12/19/2021 6:23	0:01	KWPPII	0.00420	20.71057	Oversupply
12/19/2021 6:30	0:04	KWPPII	0.02921	20.72154	Oversupply
12/19/2021 7:05	0:01	KWPPII	0.00058	20.71057	Oversupply
12/19/2021 7:07	0:04	BS250	Data is not available	Data is not available	Oversupply
12/19/2021 7:08	0:04	KWPPII	0.01490	20.71157	Oversupply
12/19/2021 7:23	0:01	BS250	Data is not available	Data is not available	Oversupply
12/19/2021 7:24	0:01	KWPPII	0.00397	20.46008	Oversupply
12/19/2021 7:26	0:09	BS250	Data is not available	Data is not available	Oversupply
12/19/2021 7:26	0:10	SSA2	0.01170	0.04000	Oversupply
12/19/2021 7:27	0:10	SSA3	0.01297	-0.00200	Oversupply
12/19/2021 7:27	0:09	KWPPII	0.12342	20.71256	Oversupply
12/19/2021 7:38	0:06	BS250	Data is not available	Data is not available	Oversupply
12/19/2021 7:38	0:06	KWPPII	0.19505	20.72554	Oversupply
12/19/2021 7:39	0:06	SSA2	0.01097	-0.00100	Oversupply
12/19/2021 7:39	0:06	SSA3	0.01090	0.02700	Oversupply
12/19/2021 7:45	0:02	SSA2	0.01076	0.00000	Oversupply
12/19/2021 7:45	0:02	SSA3	0.00923	-0.00200	Oversupply
12/19/2021 7:51	0:19	BS250	Data is not available	Data is not available	Oversupply
12/19/2021 7:51	0:18	KWPPII	1.06673	20.74150	Oversupply
12/19/2021 7:51	0:02	SSA2	0.01085	0.17200	Oversupply
12/19/2021 7:51	0:02	SSA3	0.00915	0.34500	Oversupply
12/19/2021 7:53	0:18	SSA2	0.10698	-0.00300	Oversupply
12/19/2021 7:53	0:18	SSA3	0.11442	0.00300	Oversupply
12/19/2021 8:13	0:05	BS250	Data is not available	Data is not available	Oversupply
12/19/2021 8:14	0:03	KWPPII	0.01663	20.70857	Oversupply
12/19/2021 8:15	1:17	SSA2	0.64429	0.00100	Oversupply
12/19/2021 8:15	0:02	SSA3	0.02158	0.00500	Oversupply
12/19/2021 8:17	0:02	SSA3	0.02158	-0.00200	Oversupply
12/19/2021 8:18	1:13	KWPPII	6.24759	20.73352	Oversupply
12/19/2021 8:19	1:12	BS250	Data is not available	Data is not available	Oversupply
12/19/2021 8:19	1:13	SSA3	1.50112	-0.00200	Oversupply
12/19/2021 9:32	0:01	KWPPII	0.00384	20.42615	Oversupply
12/19/2021 9:32	0:02	SSA2	0.01202	0.06300	Oversupply
12/19/2021 9:32	0:02	SSA3	0.03391	0.07900	Oversupply
12/19/2021 9:33	0:01	BS250	Data is not available	Data is not available	Oversupply
12/19/2021 9:34	0:02	SSA2	0.01202	0.11100	Oversupply
12/19/2021 9:36	0:02	SSA2	0.01202	0.65000	Oversupply
12/19/2021 9:44	0:02	BS250	Data is not available	Data is not available	Oversupply
12/19/2021 9:44	0:04	SSA2	0.07054	0.01300	Oversupply
12/19/2021 9:44	0:32	SSA3	0.92677	0.05300	Oversupply
12/19/2021 9:45	0:02	KWPPII	0.01556	20.36527	Oversupply
12/19/2021 9:47	0:27	BS250	Data is not available	Data is not available	Oversupply
12/19/2021 9:48	0:27	KWPPII	2.07110	20.74250	Oversupply
12/19/2021 9:48	0:28	SSA2	0.62108	-0.00100	Oversupply
12/19/2021 10:16	0:02	SSA2	0.04910	-0.00300	Oversupply
12/19/2021 10:16	0:02	SSA3	0.06838	0.37700	Oversupply
12/19/2021 10:18	0:01	BS250	Data is not available	Data is not available	Oversupply



Maui Curtailment Report

December 2021

Start Date and Time	Duration (minutes)	IPP Curtailed	Estimated Curtailed MWH	Peak MW Curtailed	Reasons for Curtailment
12/19/2021 10:18	0:01	KWP/II	0.00417	20.64570	Oversupply
12/19/2021 10:18	0:22	SSA2	0.43323	-0.00300	Oversupply
12/19/2021 10:18	0:02	SSA3	0.06838	0.00700	Oversupply
12/19/2021 10:20	0:19	BS250	Data is not available	Data is not available	Oversupply
12/19/2021 10:20	0:19	KWP/II	0.46832	20.73252	Oversupply
12/19/2021 10:20	0:02	SSA3	0.06781	-0.00300	Oversupply
12/19/2021 10:22	0:18	SSA3	0.46221	-0.00300	Oversupply
12/19/2021 10:44	0:02	SSA3	0.00780	2.59900	Oversupply
12/19/2021 11:11	0:02	SSA3	0.01118	2.01600	Oversupply
12/19/2021 11:12	4:22	BS250	Data is not available	Data is not available	Oversupply
12/19/2021 11:12	0:02	SSA2	0.00316	0.51600	Oversupply
12/19/2021 11:13	4:16	KWP/II	50.89938	20.74350	Oversupply
12/19/2021 11:13	4:16	SSA3	8.05314	0.33400	Oversupply
12/19/2021 11:14	4:16	SSA2	6.98697	-0.00300	Oversupply
12/19/2021 12:21	0:01	AWE	0.00157	21.00000	Oversupply
12/19/2021 12:24	0:01	AWE	0.00107	21.00000	Oversupply
12/19/2021 12:26	0:01	AWE	0.00174	21.00000	Oversupply
12/19/2021 12:36	0:01	AWE	0.00307	21.00000	Oversupply
12/19/2021 12:38	0:01	AWE	0.00407	21.00000	Oversupply
12/19/2021 15:29	0:02	SSA3	0.04852	-0.00400	Oversupply
12/19/2021 15:30	0:02	SSA2	0.03364	0.01500	Oversupply
12/19/2021 15:31	0:03	KWP/II	0.02303	20.72054	Oversupply
12/19/2021 15:31	0:04	SSA3	0.05820	0.01700	Oversupply
12/19/2021 15:32	0:04	SSA2	0.06755	-0.00100	Oversupply
12/19/2021 15:35	0:02	SSA3	0.02910	-0.00300	Oversupply
12/19/2021 15:36	0:02	SSA2	0.03392	0.12100	Oversupply
12/19/2021 15:37	0:02	SSA3	0.02910	-0.00300	Oversupply
12/19/2021 15:38	0:02	SSA2	0.03392	0.51700	Oversupply
12/19/2021 15:39	0:02	SSA3	0.02886	0.34500	Oversupply
12/19/2021 15:40	0:02	SSA2	0.03392	0.54600	Oversupply
12/19/2021 15:41	0:04	SSA3	0.05603	0.79100	Oversupply
12/19/2021 15:42	0:02	SSA2	0.03392	1.14500	Oversupply
12/19/2021 15:44	0:02	SSA2	-0.00020	1.49500	Oversupply
12/19/2021 21:01	0:04	KWP/II	0.00368	20.73851	Oversupply
12/19/2021 21:27	0:24	KWP/II	0.87817	20.71955	Oversupply
12/19/2021 21:55	9:57	KWP/II	114.66145	20.72354	Oversupply
12/20/2021 0:40	0:04	AWE	0.05206	21.00000	Oversupply
12/20/2021 1:12	0:43	AWE	2.85732	21.00000	Oversupply
12/20/2021 2:42	0:02	AWE	0.00569	12.30000	Oversupply
12/20/2021 3:13	0:01	AWE	0.01038	13.50000	Oversupply
12/20/2021 3:15	0:01	AWE	0.01157	12.70000	Oversupply
12/20/2021 4:33	0:01	AWE	0.00476	17.30000	Oversupply
12/20/2021 6:46	1:06	BS250	Data is not available	Data is not available	Oversupply
12/20/2021 6:57	0:56	SSA3	0.12789	0.00600	Oversupply
12/20/2021 7:06	0:46	SSA2	0.09020	0.02000	Oversupply
12/20/2021 7:56	0:02	SSA3	0.01117	0.42600	Oversupply
12/20/2021 7:56	0:02	SSA2	0.00629	0.13500	Oversupply
12/20/2021 7:58	0:02	SSA3	0.01126	0.26700	Oversupply
12/20/2021 7:58	0:06	SSA2	0.02866	0.16000	Oversupply
12/20/2021 7:59	0:04	BS250	Data is not available	Data is not available	Oversupply
12/20/2021 8:00	0:03	KWP/II	0.04589	19.21264	Oversupply
12/20/2021 8:00	0:04	SSA3	0.04022	0.10800	Oversupply
12/20/2021 8:04	0:01	KWP/II	0.00001	19.20665	Oversupply
12/20/2021 8:04	0:02	SSA3	0.02028	0.19700	Oversupply
12/20/2021 8:04	0:02	SSA2	0.01150	0.06000	Oversupply
12/20/2021 8:08	7:00	BS250	Data is not available	Data is not available	Oversupply
12/20/2021 8:08	0:02	SSA3	0.02028	0.60000	Oversupply
12/20/2021 8:08	0:02	SSA2	0.01150	0.36300	Oversupply
12/20/2021 8:09	7:03	KWP/II	95.31207	19.22162	Oversupply
12/20/2021 8:10	7:06	SSA3	13.69999	0.00300	Oversupply
12/20/2021 8:10	7:03	SSA2	14.70772	0.00100	Oversupply
12/20/2021 10:16	3:24	AWE	31.02673	21.00000	Oversupply
12/20/2021 13:42	0:49	AWE	2.95093	21.00000	Oversupply
12/20/2021 14:38	0:01	AWE	0.00341	21.00000	Oversupply
12/20/2021 15:09	0:04	BS250	Data is not available	Data is not available	Oversupply
12/20/2021 15:13	0:03	KWP/II	0.01459	18.25959	Oversupply
12/20/2021 15:13	0:02	SSA2	0.07446	-0.00200	Oversupply
12/20/2021 15:14	0:01	BS250	Data is not available	Data is not available	Oversupply
12/20/2021 15:15	0:02	SSA2	0.04745	0.01300	Oversupply
12/20/2021 15:16	0:02	SSA3	0.02162	0.16100	Oversupply
12/20/2021 15:17	0:02	SSA2	0.04705	0.11200	Oversupply
12/20/2021 15:18	0:02	SSA3	0.02180	0.48200	Oversupply
12/20/2021 15:21	0:02	SSA2	0.04745	1.55900	Oversupply



Maui Curtailment Report

December 2021

Start Date and Time	Duration (minutes)	IPP Curtailed	Estimated Curtailed MWH	Peak MW Curtailed	Reasons for Curtailment
12/20/2021 15:25	0:02	SSA2	0.04705	1.93800	Oversupply
12/20/2021 15:26	0:02	SSA3	0.02180	0.14900	Oversupply
12/20/2021 15:27	0:04	SSA2	0.11372	0.70700	Oversupply
12/20/2021 15:28	0:02	SSA3	0.02680	0.70300	Oversupply
12/20/2021 15:30	0:02	SSA3	0.04096	0.96400	Oversupply
12/20/2021 15:31	0:02	SSA2	0.06447	0.03600	Oversupply
12/20/2021 15:32	0:04	BS250	Data is not available	Data is not available	Oversupply
12/20/2021 15:32	0:05	KWPPI	0.05717	19.14877	Oversupply
12/20/2021 15:32	0:06	SSA3	0.12288	0.20700	Oversupply
12/20/2021 15:33	0:10	SSA2	0.32452	0.02600	Oversupply
12/20/2021 15:38	0:02	SSA3	0.04062	0.01700	Oversupply
12/20/2021 15:39	0:01	BS250	Data is not available	Data is not available	Oversupply
12/20/2021 15:40	0:02	SSA3	0.04096	0.02700	Oversupply
12/20/2021 15:41	0:01	BS250	Data is not available	Data is not available	Oversupply
12/20/2021 15:42	0:02	SSA3	0.04096	0.08300	Oversupply
12/20/2021 15:43	0:02	SSA2	0.03787	0.12100	Oversupply
12/20/2021 15:44	0:02	SSA3	0.00646	1.68500	Oversupply
12/20/2021 15:45	0:02	SSA2	0.00888	1.01300	Oversupply
12/20/2021 15:46	0:02	SSA3	0.00221	1.85700	Oversupply
12/20/2021 15:50	0:02	SSA3	0.00221	1.71700	Oversupply
12/20/2021 21:19	0:05	KWPPI	0.07619	20.71356	Oversupply
12/20/2021 21:27	0:04	KWPPI	0.04208	20.70857	Oversupply
12/20/2021 21:32	0:01	KWPPI	0.00025	20.70059	Oversupply
12/20/2021 21:34	0:04	KWPPI	0.02206	20.70458	Oversupply
12/20/2021 21:42	0:09	KWPPI	0.21437	20.70258	Oversupply
12/20/2021 22:01	1:11	KWPPI	5.15973	20.72054	Oversupply
12/20/2021 23:18	0:57	KWPPI	5.87845	20.72054	Oversupply
12/21/2021 0:24	0:01	KWPPI	0.00144	20.42216	Oversupply
12/21/2021 0:26	0:02	KWPPI	0.00280	20.25650	Oversupply
12/21/2021 0:30	0:01	KWPPI	0.01004	19.76850	Oversupply
12/21/2021 0:35	6:09	KWPPI	102.90488	20.74051	Oversupply
12/21/2021 1:18	0:01	AWE	0.00090	19.30000	Oversupply
12/21/2021 1:20	0:02	AWE	0.00929	18.30000	Oversupply
12/21/2021 1:23	3:34	AWE	25.16760	21.00000	Oversupply
12/21/2021 4:58	0:01	AWE	0.00179	20.40000	Oversupply
12/21/2021 6:46	0:01	BS250	Data is not available	Data is not available	Oversupply
12/21/2021 6:46	0:01	KWPPI	0.00607	20.56985	Oversupply
12/21/2021 8:37	0:01	BS250	Data is not available	Data is not available	Oversupply
12/21/2021 8:37	0:02	SSA3	0.00658	0.62300	Oversupply
12/21/2021 8:39	0:02	SSA3	0.00658	0.36700	Oversupply
12/21/2021 8:40	0:04	SSA2	0.00877	0.10300	Oversupply
12/21/2021 8:43	0:02	SSA3	0.00752	0.67700	Oversupply
12/21/2021 8:44	0:02	SSA2	0.01351	0.19100	Oversupply
12/21/2021 8:45	0:02	SSA3	0.01796	0.12400	Oversupply
12/21/2021 8:46	0:02	SSA2	0.01894	0.32600	Oversupply
12/21/2021 8:47	0:02	SSA3	0.01900	0.51600	Oversupply
12/21/2021 8:48	0:02	SSA2	0.01894	0.24300	Oversupply
12/21/2021 8:49	0:04	SSA3	0.03607	0.27000	Oversupply
12/21/2021 8:50	0:02	SSA2	0.01894	0.03900	Oversupply
12/21/2021 8:51	0:01	KWPPI	0.00093	20.68163	Oversupply
12/21/2021 8:52	0:02	SSA2	0.01878	0.38700	Oversupply
12/21/2021 8:53	0:02	SSA3	0.01796	0.82200	Oversupply
12/21/2021 8:54	0:06	KWPPI	0.06392	20.72054	Oversupply
12/21/2021 8:54	0:26	SSA2	0.25753	0.01200	Oversupply
12/21/2021 8:55	0:16	BS250	Data is not available	Data is not available	Oversupply
12/21/2021 8:55	0:26	SSA3	0.38065	-0.00200	Oversupply
12/21/2021 9:01	0:19	KWPPI	0.23280	20.72154	Oversupply
12/21/2021 9:12	0:08	BS250	Data is not available	Data is not available	Oversupply
12/21/2021 9:21	0:01	BS250	Data is not available	Data is not available	Oversupply
12/21/2021 9:21	0:02	SSA2	0.01637	0.11500	Oversupply
12/21/2021 9:21	0:02	SSA3	0.02709	-0.00200	Oversupply
12/21/2021 9:23	0:02	SSA2	0.01623	0.10800	Oversupply
12/21/2021 9:23	0:04	SSA3	0.05690	-0.00200	Oversupply
12/21/2021 9:25	0:02	SSA2	0.01637	0.10600	Oversupply
12/21/2021 9:27	0:02	SSA2	0.01637	0.44700	Oversupply
12/21/2021 9:27	0:02	SSA3	0.02709	0.16900	Oversupply
12/21/2021 9:29	1:03	BS250	Data is not available	Data is not available	Oversupply
12/21/2021 9:29	1:03	KWPPI	4.46717	20.71057	Oversupply
12/21/2021 9:29	0:02	SSA2	0.01833	0.19900	Oversupply
12/21/2021 9:29	1:03	SSA3	0.93867	0.01700	Oversupply
12/21/2021 9:31	1:03	SSA2	0.78305	0.02100	Oversupply
12/21/2021 10:32	0:02	SSA3	0.01049	-0.00200	Oversupply
12/21/2021 10:33	0:02	SSA2	0.00277	0.68100	Oversupply



Maui Curtailment Report

December 2021

Start Date and Time	Duration (minutes)	IPP Curtailed	Estimated Curtailed MWH	Peak MW Curtailed	Reasons for Curtailment
12/21/2021 11:50	0:02	SSA2	0.00839	0.89000	Oversupply
12/21/2021 11:54	0:02	SSA2	0.00839	0.91700	Oversupply
12/21/2021 11:55	0:02	SSA3	0.00473	0.30000	Oversupply
12/21/2021 11:56	0:02	SSA2	0.00832	0.03100	Oversupply
12/21/2021 11:57	0:02	SSA3	0.00473	0.04200	Oversupply
12/21/2021 11:58	0:02	SSA2	0.01352	0.05600	Oversupply
12/21/2021 11:59	0:02	SSA3	0.01647	0.55300	Oversupply
12/21/2021 12:00	0:02	SSA2	0.03221	0.07100	Oversupply
12/21/2021 12:01	0:02	SSA3	0.02461	-0.00100	Oversupply
12/21/2021 12:02	0:09	BS250	Data is not available	Data is not available	Oversupply
12/21/2021 12:02	0:04	KWP/II	0.04099	20.74549	Oversupply
12/21/2021 12:02	0:10	SSA2	0.16079	0.01400	Oversupply
12/21/2021 12:03	0:08	SSA3	0.09948	-0.00200	Oversupply
12/21/2021 12:07	0:04	KWP/II	0.04914	20.74150	Oversupply
12/21/2021 12:12	0:02	SSA2	0.03194	0.11700	Oversupply
12/21/2021 12:13	0:02	SSA3	0.01891	0.04100	Oversupply
12/21/2021 12:14	0:02	SSA2	0.00031	0.01400	Oversupply
12/21/2021 12:15	0:01	KWP/II	0.00409	20.70957	Oversupply
12/21/2021 12:15	0:02	SSA3	-0.00013	0.13100	Oversupply
12/21/2021 12:16	0:01	BS250	Data is not available	Data is not available	Oversupply
12/21/2021 12:16	0:02	SSA2	-0.00067	0.62900	Oversupply
12/21/2021 12:17	0:02	SSA3	-0.00013	0.79500	Oversupply
12/21/2021 12:59	0:02	SSA3	0.02468	1.66300	Oversupply
12/21/2021 13:01	0:02	SSA3	0.04095	1.01400	Oversupply
12/21/2021 13:02	0:02	SSA2	0.01918	0.44000	Oversupply
12/21/2021 13:03	0:02	SSA3	0.04095	0.29200	Oversupply
12/21/2021 13:04	0:03	BS250	Data is not available	Data is not available	Oversupply
12/21/2021 13:04	0:02	SSA2	0.01918	0.02100	Oversupply
12/21/2021 13:05	0:04	KWP/II	0.01594	20.71556	Oversupply
12/21/2021 13:05	0:02	SSA3	0.04095	-0.00200	Oversupply
12/21/2021 13:07	0:02	SSA2	0.01902	-0.00300	Oversupply
12/21/2021 13:07	0:02	SSA3	0.04095	-0.00200	Oversupply
12/21/2021 13:09	0:02	SSA2	0.01918	-0.00300	Oversupply
12/21/2021 13:09	0:02	SSA3	0.04061	-0.00200	Oversupply
12/21/2021 13:11	0:02	SSA2	0.01902	0.17400	Oversupply
12/21/2021 13:11	0:02	SSA3	0.04095	0.61600	Oversupply
12/21/2021 13:13	0:02	SSA2	0.01893	0.34600	Oversupply
12/21/2021 13:13	0:02	SSA3	0.03473	1.27200	Oversupply
12/21/2021 14:17	0:56	BS250	Data is not available	Data is not available	Oversupply
12/21/2021 14:17	0:54	SSA2	0.40083	0.02900	Oversupply
12/21/2021 14:18	0:57	KWP/II	3.94031	20.76745	Oversupply
12/21/2021 14:18	0:54	SSA3	0.48042	-0.00200	Oversupply
12/21/2021 15:11	0:02	SSA2	0.01795	0.01000	Oversupply
12/21/2021 15:12	0:02	SSA3	0.01425	0.01300	Oversupply
12/21/2021 15:13	0:02	SSA2	0.01196	0.03000	Oversupply
12/21/2021 21:30	0:03	KWP/II	0.00230	20.71955	Oversupply
12/21/2021 21:39	0:28	KWP/II	0.47628	20.72254	Oversupply
12/21/2021 22:10	8:04	KWP/II	111.82044	20.72354	Oversupply
12/22/2021 0:36	0:11	AWE	0.12391	21.00000	Oversupply
12/22/2021 2:35	0:23	AWE	0.50824	21.00000	Oversupply
12/22/2021 3:00	0:04	AWE	0.02214	19.30000	Oversupply
12/22/2021 3:05	0:02	AWE	0.01055	19.50000	Oversupply
12/22/2021 3:13	0:01	AWE	0.00152	19.60000	Oversupply
12/22/2021 3:15	0:01	AWE	0.00674	19.70000	Oversupply
12/22/2021 3:18	0:09	AWE	0.14378	21.00000	Oversupply
12/22/2021 3:28	0:01	AWE	0.01071	20.70000	Oversupply
12/22/2021 3:30	0:01	AWE	0.00318	20.10000	Oversupply
12/22/2021 3:48	0:03	AWE	0.02099	21.00000	Oversupply
12/22/2021 6:16	0:15	KWP/II	0.71649	19.19767	Oversupply
12/22/2021 6:34	0:04	KWP/II	0.01281	19.19467	Oversupply
12/22/2021 6:53	0:01	BS250	Data is not available	Data is not available	Oversupply
12/22/2021 6:55	0:10	BS250	Data is not available	Data is not available	Oversupply
12/22/2021 6:56	0:10	KWP/II	0.19795	19.19767	Oversupply
12/22/2021 7:19	0:01	BS250	Data is not available	Data is not available	Oversupply
12/22/2021 9:43	0:02	SSA2	0.00281	0.61400	Oversupply
12/22/2021 9:45	0:01	BS250	Data is not available	Data is not available	Oversupply
12/22/2021 9:45	0:02	SSA3	0.02635	0.27300	Oversupply
12/22/2021 9:45	0:02	SSA2	0.01791	0.14500	Oversupply
12/22/2021 9:47	0:02	SSA3	0.02656	0.12800	Oversupply
12/22/2021 9:47	0:06	SSA2	0.05314	0.04700	Oversupply
12/22/2021 9:49	0:04	BS250	Data is not available	Data is not available	Oversupply
12/22/2021 9:49	0:04	KWP/II	0.04835	19.25854	Oversupply
12/22/2021 9:49	0:06	SSA3	0.07882	0.00400	Oversupply



Maui Curtailment Report

December 2021

Start Date and Time	Duration (minutes)	IPP Curtailed	Estimated Curtailed MWH	Peak MW Curtailed	Reasons for Curtailment
12/22/2021 9:55	0:02	SSA3	0.02635	0.35400	Oversupply
12/22/2021 9:55	0:02	SSA2	0.01776	0.50200	Oversupply
12/22/2021 9:56	4:55	BS250	Data is not available	Data is not available	Oversupply
12/22/2021 9:57	4:54	KWP/II	69.99189	19.25954	Oversupply
12/22/2021 9:57	4:55	SSA3	8.58446	0.00200	Oversupply
12/22/2021 9:57	4:54	SSA2	6.54227	-0.00300	Oversupply
12/22/2021 10:34	0:03	AWE	0.02785	21.00000	Oversupply
12/22/2021 10:49	0:01	AWE	0.00241	21.00000	Oversupply
12/22/2021 11:15	0:04	AWE	0.06718	21.00000	Oversupply
12/22/2021 12:23	1:19	AWE	7.73776	21.00000	Oversupply
12/22/2021 13:43	0:05	AWE	0.13193	21.00000	Oversupply
12/22/2021 14:51	0:02	SSA2	0.02009	0.19200	Oversupply
12/22/2021 14:51	0:02	SSA3	0.01821	0.37700	Oversupply
12/22/2021 15:33	0:02	SSA2	0.01767	2.00000	Oversupply
12/22/2021 15:35	0:02	SSA2	0.01782	1.74600	Oversupply
12/22/2021 15:36	0:02	SSA3	0.00458	0.43800	Oversupply
12/22/2021 15:37	0:02	SSA2	0.01782	0.18400	Oversupply
12/22/2021 15:38	0:02	SSA3	0.00458	0.09100	Oversupply
12/22/2021 15:46	0:02	SSA2	0.00684	2.01000	Oversupply
12/22/2021 15:46	0:02	SSA3	0.00716	0.87800	Oversupply
12/22/2021 15:48	0:02	SSA2	0.00678	1.13500	Oversupply
12/22/2021 15:48	0:02	SSA3	0.00716	0.97000	Oversupply
12/22/2021 15:50	0:02	SSA2	0.00684	0.71100	Oversupply
12/22/2021 15:58	0:02	SSA3	0.00929	1.50800	Oversupply
12/22/2021 16:00	0:02	SSA2	0.01090	0.13700	Oversupply
12/22/2021 16:00	0:02	SSA3	0.03252	0.69600	Oversupply
12/22/2021 16:02	0:02	SSA2	0.01090	0.57500	Oversupply
12/22/2021 16:02	0:02	SSA3	0.03252	0.62700	Oversupply
12/22/2021 16:03	0:06	BS250	Data is not available	Data is not available	Oversupply
12/22/2021 16:04	0:05	KWP/II	0.03493	20.76945	Oversupply
12/22/2021 16:04	0:06	SSA2	0.03261	0.00600	Oversupply
12/22/2021 16:04	0:06	SSA3	0.09756	-0.00200	Oversupply
12/22/2021 16:10	0:02	SSA2	0.01090	0.31300	Oversupply
12/22/2021 21:30	0:01	KWP/II	0.00187	20.53692	Oversupply
12/22/2021 21:33	8:29	KWP/II	119.93153	20.74450	Oversupply
12/23/2021 1:56	0:02	AWE	0.00215	21.00000	Oversupply
12/23/2021 2:01	1:27	AWE	3.63920	21.00000	Oversupply
12/23/2021 3:29	0:37	AWE	0.75012	21.00000	Oversupply
12/23/2021 4:07	0:01	AWE	0.00497	21.00000	Oversupply
12/23/2021 8:49	0:02	SSA3	0.01248	0.60300	Oversupply
12/23/2021 8:50	6:17	BS250	Data is not available	Data is not available	Oversupply
12/23/2021 8:50	6:20	KWP/II	87.91064	20.62075	Oversupply
12/23/2021 8:50	6:17	SSA2	13.63813	0.00300	Oversupply
12/23/2021 8:51	6:17	SSA3	14.32140	0.03300	Oversupply
12/23/2021 9:48	0:14	AWE	0.56473	21.00000	Oversupply
12/23/2021 10:29	0:01	AWE	0.01224	21.00000	Oversupply
12/23/2021 10:34	0:10	AWE	0.12709	21.00000	Oversupply
12/23/2021 11:01	2:25	AWE	19.96391	21.00000	Oversupply
12/23/2021 13:30	0:01	AWE	0.00607	21.00000	Oversupply
12/23/2021 13:35	0:12	AWE	0.57311	21.00000	Oversupply
12/23/2021 15:07	0:02	SSA2	0.05453	0.01700	Oversupply
12/23/2021 15:08	0:02	SSA3	0.05045	0.01200	Oversupply
12/23/2021 15:09	0:02	SSA2	0.05453	0.10600	Oversupply
12/23/2021 15:10	0:02	SSA3	0.05087	0.69300	Oversupply
12/23/2021 15:11	0:02	SSA2	0.05408	1.45300	Oversupply
12/23/2021 15:12	0:02	SSA3	0.05128	1.54200	Oversupply
12/23/2021 22:35	0:11	KWP/II	0.31706	20.71556	Oversupply
12/23/2021 22:50	0:13	KWP/II	0.71289	20.77444	Oversupply
12/23/2021 23:20	7:07	KWP/II	95.11847	20.76545	Oversupply
12/24/2021 2:12	0:19	AWE	0.40182	21.00000	Oversupply
12/24/2021 2:34	0:01	AWE	0.00689	17.60000	Oversupply
12/24/2021 2:36	0:03	AWE	0.01183	18.70000	Oversupply
12/24/2021 2:40	0:02	AWE	0.01288	18.60000	Oversupply
12/24/2021 2:43	0:02	AWE	0.03303	19.50000	Oversupply
12/24/2021 2:49	0:02	AWE	0.00719	17.20000	Oversupply
12/24/2021 2:56	0:02	AWE	0.01601	17.30000	Oversupply
12/24/2021 2:59	0:02	AWE	0.01889	17.40000	Oversupply
12/24/2021 3:03	0:30	AWE	0.91034	20.90000	Oversupply
12/24/2021 3:38	0:44	AWE	1.57527	21.00000	Oversupply
12/24/2021 4:23	0:01	AWE	0.01805	21.00000	Oversupply
12/24/2021 4:25	0:01	AWE	0.00361	20.40000	Oversupply
12/24/2021 4:29	0:01	AWE	0.00760	20.90000	Oversupply
12/24/2021 6:28	0:03	KWP/II	0.02246	17.72568	Oversupply



Maui Curtailment Report

December 2021

Start Date and Time	Duration (minutes)	IPP Curtailed	Estimated Curtailed MWH	Peak MW Curtailed	Reasons for Curtailment
12/24/2021 6:51	0:01	BS250	Data is not available	Data is not available	Oversupply
12/24/2021 7:00	0:01	KWP/II	0.00010	17.72369	Oversupply
12/24/2021 7:52	0:02	SSA2	0.00124	0.13100	Oversupply
12/24/2021 8:02	0:02	KWP/II	0.00206	17.72269	Oversupply
12/24/2021 8:02	0:02	SSA2	0.00199	0.17900	Oversupply
12/24/2021 8:19	0:02	SSA3	0.01629	0.67800	Oversupply
12/24/2021 8:20	0:02	BS250	Data is not available	Data is not available	Oversupply
12/24/2021 8:20	0:02	SSA2	0.00934	0.17500	Oversupply
12/24/2021 8:21	0:02	KWP/II	0.01894	17.54605	Oversupply
12/24/2021 8:22	0:02	SSA3	0.01642	0.01300	Oversupply
12/24/2021 8:28	0:02	SSA2	0.00905	0.43900	Oversupply
12/24/2021 8:36	0:02	SSA3	0.01420	1.29300	Oversupply
12/24/2021 8:40	0:02	SSA3	0.01408	0.09700	Oversupply
12/24/2021 8:40	0:02	SSA2	0.00588	0.34000	Oversupply
12/24/2021 8:42	0:02	SSA3	0.01408	0.21800	Oversupply
12/24/2021 8:42	0:02	SSA2	0.00583	0.04700	Oversupply
12/24/2021 8:43	0:04	BS250	Data is not available	Data is not available	Oversupply
12/24/2021 8:44	6:14	KWP/II	91.44954	20.66865	Oversupply
12/24/2021 8:44	6:15	SSA3	14.14633	0.00300	Oversupply
12/24/2021 8:44	6:14	SSA2	13.46572	0.05300	Oversupply
12/24/2021 8:48	6:10	BS250	Data is not available	Data is not available	Oversupply
12/24/2021 10:21	0:01	AWE	0.01122	20.90000	Oversupply
12/24/2021 10:23	0:04	AWE	0.09361	21.00000	Oversupply
12/24/2021 10:29	0:02	AWE	0.00208	21.00000	Oversupply
12/24/2021 10:33	3:11	AWE	29.73354	21.00000	Oversupply
12/24/2021 13:46	0:02	AWE	0.00501	20.70000	Oversupply
12/24/2021 13:51	0:01	AWE	0.01236	21.00000	Oversupply
12/24/2021 14:10	0:01	AWE	0.00022	20.20000	Oversupply
12/24/2021 14:12	0:01	AWE	0.00774	19.60000	Oversupply
12/24/2021 14:58	0:02	SSA2	0.07122	0.60200	Oversupply
12/24/2021 14:59	0:02	SSA3	0.06926	-0.00300	Oversupply
12/24/2021 15:00	0:02	KWP/II	0.00323	20.23654	Oversupply
12/24/2021 15:00	0:02	SSA2	0.06234	0.59000	Oversupply
12/24/2021 15:01	0:02	SSA3	0.02638	0.07700	Oversupply
12/24/2021 15:02	0:02	SSA2	0.06338	2.06800	Oversupply
12/24/2021 15:03	0:02	SSA3	0.02638	0.45000	Oversupply
12/24/2021 15:05	0:02	SSA2	0.06286	0.16200	Oversupply
12/24/2021 15:05	0:02	SSA3	0.02638	0.42100	Oversupply
12/24/2021 15:06	0:01	BS250	Data is not available	Data is not available	Oversupply
12/24/2021 15:07	0:01	KWP/II	0.00121	18.82842	Oversupply
12/24/2021 15:07	0:02	SSA2	0.06234	0.60000	Oversupply
12/24/2021 15:07	0:02	SSA3	0.02616	0.21700	Oversupply
12/24/2021 15:09	0:06	SSA2	0.18779	0.53500	Oversupply
12/24/2021 15:09	0:04	SSA3	0.05297	0.01800	Oversupply
12/24/2021 15:10	0:04	BS250	Data is not available	Data is not available	Oversupply
12/24/2021 15:10	0:03	KWP/II	0.08514	19.84334	Oversupply
12/24/2021 15:13	0:02	SSA3	0.01933	-0.00300	Oversupply
12/24/2021 15:15	0:02	SSA2	0.04951	-0.00300	Oversupply
12/24/2021 15:15	0:02	SSA3	0.04802	0.03200	Oversupply
12/24/2021 15:17	0:02	SSA2	0.04910	0.56000	Oversupply
12/24/2021 15:17	0:02	SSA3	0.04763	0.90400	Oversupply
12/24/2021 15:19	0:02	SSA2	0.04951	0.88300	Oversupply
12/24/2021 15:19	0:02	SSA3	0.04763	0.63500	Oversupply
12/24/2021 15:21	0:02	SSA2	0.04951	0.23300	Oversupply
12/24/2021 15:21	0:02	SSA3	0.04763	0.19100	Oversupply
12/24/2021 15:23	0:02	SSA2	0.04951	0.98600	Oversupply
12/24/2021 15:23	0:02	SSA3	0.04763	1.91600	Oversupply
12/24/2021 15:25	0:02	SSA2	0.04910	0.26400	Oversupply
12/24/2021 15:25	0:02	SSA3	0.04763	1.12400	Oversupply
12/24/2021 15:27	0:02	SSA2	0.04951	0.60600	Oversupply
12/24/2021 15:27	0:02	SSA3	0.04763	0.04800	Oversupply
12/24/2021 15:28	0:01	BS250	Data is not available	Data is not available	Oversupply
12/24/2021 15:29	0:02	SSA2	0.03684	0.02800	Oversupply
12/24/2021 15:29	0:02	SSA3	0.03296	-0.00400	Oversupply
12/24/2021 15:30	0:01	KWP/II	0.00728	20.01200	Oversupply
12/24/2021 15:31	0:01	BS250	Data is not available	Data is not available	Oversupply
12/24/2021 15:31	0:02	SSA2	0.02333	0.09500	Oversupply
12/24/2021 15:31	0:02	SSA3	0.02155	-0.00300	Oversupply
12/24/2021 15:32	0:01	KWP/II	0.00216	19.80542	Oversupply
12/24/2021 15:33	0:02	SSA2	0.02333	0.12700	Oversupply
12/24/2021 15:33	0:02	SSA3	0.02209	0.10200	Oversupply
12/24/2021 15:35	0:02	SSA2	0.02314	0.38800	Oversupply
12/24/2021 15:35	0:02	SSA3	0.02155	0.55500	Oversupply



Maui Curtailment Report

December 2021

Start Date and Time	Duration (minutes)	IPP Curtailed	Estimated Curtailed MWH	Peak MW Curtailed	Reasons for Curtailment
12/24/2021 21:34	0:01	KWP/II	0.00176	20.37426	Oversupply
12/24/2021 21:38	0:02	KWP/II	0.01165	19.70064	Oversupply
12/24/2021 22:26	0:02	KWP/II	0.00992	19.35933	Oversupply
12/24/2021 22:29	0:43	KWP/II	4.60768	20.77144	Oversupply
12/24/2021 23:31	1:06	KWP/II	8.74525	20.74849	Oversupply
12/25/2021 0:41	0:02	KWP/II	0.00928	18.28653	Oversupply
12/25/2021 1:04	4:41	KWP/II	51.10818	20.77643	Oversupply
12/25/2021 5:46	0:18	KWP/II	0.99721	19.25056	Oversupply
12/25/2021 7:09	2:01	SSA2	0.87110	0.02000	Oversupply
12/25/2021 8:28	0:02	SSA3	0.00534	0.92400	Oversupply
12/25/2021 8:32	0:02	SSA3	0.00649	0.07100	Oversupply
12/25/2021 8:54	0:02	SSA3	0.00606	1.41700	Oversupply
12/25/2021 8:58	0:02	SSA3	0.01407	0.37900	Oversupply
12/25/2021 9:00	0:02	SSA3	0.04571	0.38700	Oversupply
12/25/2021 9:02	0:02	SSA3	0.04609	0.71800	Oversupply
12/25/2021 9:04	0:02	SSA3	0.04571	0.29900	Oversupply
12/25/2021 9:05	0:01	BS250	Data is not available	Data is not available	Oversupply
12/25/2021 9:06	0:01	KWP/II	0.00459	19.21663	Oversupply
12/25/2021 9:06	0:24	SSA3	0.62658	0.06800	Oversupply
12/25/2021 9:08	0:20	BS250	Data is not available	Data is not available	Oversupply
12/25/2021 9:08	0:02	KWP/II	0.01038	19.15874	Oversupply
12/25/2021 9:10	2:01	SSA2	3.45731	0.09200	Oversupply
12/25/2021 9:11	0:18	KWP/II	1.16672	19.24257	Oversupply
12/25/2021 9:29	0:01	BS250	Data is not available	Data is not available	Oversupply
12/25/2021 9:30	0:02	SSA3	0.05006	0.28800	Oversupply
12/25/2021 9:32	0:02	SSA3	0.05006	1.03000	Oversupply
12/25/2021 9:34	0:02	SSA3	0.05006	1.08000	Oversupply
12/25/2021 9:36	0:02	SSA3	0.05006	0.21300	Oversupply
12/25/2021 9:38	0:02	SSA3	0.05006	0.14500	Oversupply
12/25/2021 9:39	0:02	BS250	Data is not available	Data is not available	Oversupply
12/25/2021 9:39	0:02	KWP/II	0.00777	19.25056	Oversupply
12/25/2021 9:40	6:07	SSA3	14.90672	0.05100	Oversupply
12/25/2021 9:42	1:23	BS250	Data is not available	Data is not available	Oversupply
12/25/2021 9:43	6:03	KWP/II	97.82523	20.75847	Oversupply
12/25/2021 9:57	0:04	AWE	0.03137	19.30000	Oversupply
12/25/2021 10:04	4:27	AWE	32.69271	21.00000	Oversupply
12/25/2021 11:10	4:36	SSA2	10.82239	0.03100	Oversupply
12/25/2021 11:12	0:01	KWP	0.00267	15.44000	Oversupply
12/25/2021 11:14	4:32	BS250	Data is not available	Data is not available	Oversupply
12/25/2021 15:46	0:04	SSA2	0.03632	0.08200	Oversupply
12/25/2021 15:48	0:02	SSA3	0.01105	1.09500	Oversupply
12/25/2021 15:50	0:02	SSA3	0.01114	0.48400	Oversupply
12/25/2021 16:48	0:02	SSA3	0.01788	0.46000	Oversupply
12/25/2021 16:49	0:11	BS250	Data is not available	Data is not available	Oversupply
12/25/2021 16:49	0:12	SSA2	0.14484	0.61100	Oversupply
12/25/2021 16:49	0:11	KWP/II	0.41292	20.74250	Oversupply
12/25/2021 16:50	0:10	SSA3	0.08568	0.00400	Oversupply
12/25/2021 17:00	0:02	SSA3	0.00805	0.30400	Oversupply
12/25/2021 17:01	0:02	SSA2	0.00967	0.13900	Oversupply
12/25/2021 17:02	0:02	SSA3	0.00805	0.14400	Oversupply
12/25/2021 17:03	0:02	SSA2	0.00967	0.35000	Oversupply
12/25/2021 17:04	0:02	SSA3	0.00805	0.16500	Oversupply
12/25/2021 17:05	0:02	SSA2	0.00959	0.16600	Oversupply
12/25/2021 22:21	0:02	KWP/II	0.01738	20.72454	Oversupply
12/25/2021 22:27	0:17	KWP/II	0.67060	20.72054	Oversupply
12/25/2021 22:56	1:50	KWP/II	14.88455	20.73252	Oversupply
12/26/2021 2:13	0:53	KWP/II	8.58962	19.82239	Oversupply
12/26/2021 3:59	0:01	KWP/II	0.00543	4.48980	Oversupply
12/26/2021 10:21	0:02	SSA2	0.01060	2.15800	Oversupply
12/26/2021 10:27	0:02	SSA3	0.02527	1.98600	Oversupply
12/26/2021 10:27	0:02	SSA2	0.01051	1.43600	Oversupply
12/26/2021 10:29	0:02	SSA3	0.02646	1.11000	Oversupply
12/26/2021 10:29	0:02	SSA2	0.03446	1.29000	Oversupply
12/26/2021 10:31	0:02	SSA3	0.03813	1.78500	Oversupply
12/26/2021 10:31	0:02	SSA2	0.02382	0.75500	Oversupply
12/26/2021 10:33	0:02	SSA3	0.03845	0.90900	Oversupply
12/26/2021 10:33	0:02	SSA2	0.02382	0.57200	Oversupply
12/26/2021 10:35	0:02	SSA3	0.03782	0.42600	Oversupply
12/26/2021 10:35	0:02	SSA2	0.02382	0.24300	Oversupply
12/26/2021 10:37	0:02	SSA3	0.03813	1.16000	Oversupply
12/26/2021 10:37	0:02	SSA2	0.02382	0.69800	Oversupply
12/26/2021 10:39	0:02	SSA3	0.03813	0.97000	Oversupply
12/26/2021 10:41	0:02	SSA3	0.03782	2.01400	Oversupply



Maui Curtailment Report

December 2021

Start Date and Time	Duration (minutes)	IPP Curtailed	Estimated Curtailed MWH	Peak MW Curtailed	Reasons for Curtailment
12/26/2021 10:43	0:02	SSA3	0.05344	0.75700	Oversupply
12/26/2021 10:43	0:02	SSA2	0.03215	0.62300	Oversupply
12/26/2021 10:45	0:02	SSA3	0.07576	0.60100	Oversupply
12/26/2021 10:45	0:02	SSA2	0.03408	0.52100	Oversupply
12/26/2021 10:47	0:02	SSA3	0.07639	0.35200	Oversupply
12/26/2021 10:48	0:02	SSA2	0.03437	0.60000	Oversupply
12/26/2021 10:49	0:02	SSA3	0.07576	0.07600	Oversupply
12/26/2021 10:50	0:02	SSA2	0.03408	0.08600	Oversupply
12/26/2021 10:51	0:01	BS250	Data is not available	Data is not available	Oversupply
12/26/2021 10:51	0:02	SSA3	0.07576	0.03300	Oversupply
12/26/2021 10:52	0:02	SSA2	0.03380	0.00600	Oversupply
12/26/2021 10:53	0:02	BS250	Data is not available	Data is not available	Oversupply
12/26/2021 10:53	0:02	SSA3	0.07576	-0.00300	Oversupply
12/26/2021 10:54	0:02	SSA2	0.03408	0.00500	Oversupply
12/26/2021 10:55	2:54	SSA3	6.78651	-0.00200	Oversupply
12/26/2021 10:56	0:41	BS250	Data is not available	Data is not available	Oversupply
12/26/2021 10:56	2:51	SSA2	6.52179	0.00200	Oversupply
12/26/2021 10:58	0:33	AWE	1.04100	21.00000	Oversupply
12/26/2021 11:32	0:03	AWE	0.02802	18.70000	Oversupply
12/26/2021 11:36	1:27	AWE	6.13095	21.00000	Oversupply
12/26/2021 11:38	2:10	BS250	Data is not available	Data is not available	Oversupply
12/26/2021 11:47	0:03	KWPPI	0.03075	1.21252	Oversupply
12/26/2021 11:51	1:58	KWPPI	15.88879	14.23982	Oversupply
12/26/2021 13:13	0:13	AWE	0.20976	21.00000	Oversupply
12/26/2021 13:47	0:02	SSA2	0.03851	0.00900	Oversupply
12/26/2021 13:49	0:02	SSA2	0.03883	0.01300	Oversupply
12/26/2021 13:49	0:02	SSA3	0.03079	0.06300	Oversupply
12/26/2021 13:53	0:02	SSA2	0.03851	0.11200	Oversupply
12/26/2021 13:59	0:04	BS250	Data is not available	Data is not available	Oversupply
12/26/2021 13:59	0:04	SSA2	0.13115	0.35700	Oversupply
12/26/2021 13:59	0:02	SSA3	0.04509	0.02800	Oversupply
12/26/2021 14:01	0:02	KWPPI	0.02041	12.33473	Oversupply
12/26/2021 14:01	0:02	SSA3	0.03615	-0.00300	Oversupply
12/26/2021 14:03	0:02	SSA2	0.08361	0.02700	Oversupply
12/26/2021 14:03	0:02	SSA3	0.03615	-0.00300	Oversupply
12/26/2021 14:04	0:39	BS250	Data is not available	Data is not available	Oversupply
12/26/2021 14:04	0:40	KWPPI	2.57131	14.70487	Oversupply
12/26/2021 14:05	0:02	SSA2	0.08292	0.00100	Oversupply
12/26/2021 14:05	0:40	SSA3	0.75109	-0.00300	Oversupply
12/26/2021 14:07	0:38	SSA2	1.25666	0.00400	Oversupply
12/26/2021 14:45	0:02	SSA2	0.01116	0.35300	Oversupply
12/26/2021 14:46	0:02	SSA3	0.01056	0.43800	Oversupply
12/26/2021 14:47	0:02	SSA2	0.01116	0.77900	Oversupply
12/26/2021 14:51	0:02	SSA2	0.01107	0.94900	Oversupply
12/26/2021 14:52	0:02	SSA3	0.01056	0.32500	Oversupply
12/26/2021 14:53	0:02	SSA2	0.01116	0.15000	Oversupply
12/26/2021 14:54	0:02	SSA3	0.01056	0.88800	Oversupply
12/26/2021 14:55	0:02	SSA2	0.01116	0.21800	Oversupply
12/26/2021 14:57	0:01	KWPPI	0.00253	12.32974	Oversupply
12/26/2021 14:57	0:02	SSA2	0.01107	0.05600	Oversupply
12/26/2021 14:58	0:01	BS250	Data is not available	Data is not available	Oversupply
12/26/2021 14:58	0:02	SSA3	0.01140	0.03800	Oversupply
12/26/2021 14:59	0:01	KWPPI	0.01766	12.34870	Oversupply
12/26/2021 14:59	0:02	SSA2	0.00900	0.01300	Oversupply
12/26/2021 15:02	0:02	SSA3	0.01555	-0.00300	Oversupply
12/26/2021 15:03	0:02	BS250	Data is not available	Data is not available	Oversupply
12/26/2021 15:03	0:02	SSA2	0.01444	0.33300	Oversupply
12/26/2021 15:04	0:02	SSA3	0.01555	0.05200	Oversupply
12/26/2021 15:06	0:02	SSA3	0.01555	0.77600	Oversupply
12/26/2021 15:07	0:04	SSA2	0.02889	0.02600	Oversupply
12/26/2021 15:08	0:01	KWPPI	0.00268	15.18788	Oversupply
12/26/2021 15:08	0:02	SSA3	0.01555	0.06800	Oversupply
12/26/2021 15:10	0:01	KWPPI	0.00425	15.11204	Oversupply
12/26/2021 15:10	0:02	SSA3	0.01555	0.03100	Oversupply
12/26/2021 15:11	0:02	SSA2	0.01433	0.43000	Oversupply
12/26/2021 15:22	0:02	SSA3	-0.00037	0.77000	Oversupply
12/26/2021 15:23	0:01	BS250	Data is not available	Data is not available	Oversupply
12/26/2021 15:53	0:02	SSA2	-0.00170	0.73900	Oversupply
12/26/2021 22:12	6:51	KWPPI	75.64579	19.21663	Oversupply
12/27/2021 3:22	0:01	AWE	0.00107	21.00000	Oversupply
12/27/2021 3:25	0:01	AWE	0.00174	21.00000	Oversupply
12/27/2021 3:27	0:01	AWE	0.00602	20.90000	Oversupply
12/27/2021 3:29	0:01	AWE	0.00709	21.00000	Oversupply



Maui Curtailment Report

December 2021

Start Date and Time	Duration (minutes)	IPP Curtailed	Estimated Curtailed MWH	Peak MW Curtailed	Reasons for Curtailment
12/27/2021 12:11	0:02	SSA3	0.01890	2.32800	Oversupply
12/27/2021 12:12	0:02	SSA2	0.01132	0.36300	Oversupply
12/27/2021 12:13	0:22	BS250	Data is not available	Data is not available	Oversupply
12/27/2021 12:13	0:15	KWP11	0.10139	1.73245	Oversupply
12/27/2021 12:13	0:20	SSA3	0.85057	0.18700	Oversupply
12/27/2021 12:14	0:20	SSA2	0.73476	0.00300	Oversupply
12/27/2021 12:17	0:17	AWE	0.86937	21.00000	Oversupply
12/27/2021 12:34	0:02	SSA3	0.06175	-0.00200	Oversupply
12/27/2021 12:34	0:02	SSA2	0.06278	0.00300	Oversupply
12/27/2021 12:36	0:02	SSA3	0.06175	0.06500	Oversupply
12/27/2021 12:36	0:02	SSA2	0.06330	0.27800	Oversupply
12/27/2021 12:38	0:02	SSA3	0.06175	0.18600	Oversupply
12/27/2021 12:38	0:02	SSA2	0.06330	0.05800	Oversupply
12/27/2021 12:40	0:02	SSA3	0.06175	0.85000	Oversupply
12/27/2021 12:40	0:02	SSA2	0.06278	1.04100	Oversupply
12/27/2021 12:42	0:02	SSA3	0.06175	1.22400	Oversupply
12/27/2021 12:42	0:02	SSA2	0.06330	1.95600	Oversupply
12/27/2021 12:44	0:02	SSA3	0.06324	0.39000	Oversupply
12/27/2021 12:44	0:02	SSA2	0.07023	0.85800	Oversupply
12/27/2021 12:46	0:02	SSA3	0.05269	0.75200	Oversupply
12/27/2021 12:46	0:02	SSA2	0.07047	0.61100	Oversupply
12/27/2021 12:48	0:02	SSA3	0.05313	0.14900	Oversupply
12/27/2021 12:48	0:02	SSA2	0.07106	0.30800	Oversupply
12/27/2021 12:50	0:02	BS250	Data is not available	Data is not available	Oversupply
12/27/2021 12:50	0:02	SSA3	0.05313	0.05400	Oversupply
12/27/2021 12:50	0:02	SSA2	0.07047	0.03000	Oversupply
12/27/2021 12:52	0:02	SSA3	0.05313	0.18500	Oversupply
12/27/2021 12:52	0:02	SSA2	0.07106	0.06300	Oversupply
12/27/2021 12:54	0:02	SSA3	0.05269	0.43900	Oversupply
12/27/2021 12:54	0:02	SSA2	0.07106	0.13000	Oversupply
12/27/2021 12:56	0:02	SSA3	0.05445	0.48900	Oversupply
12/27/2021 12:56	0:02	SSA2	0.07047	0.24400	Oversupply
12/27/2021 12:58	0:02	SSA3	0.04713	0.25400	Oversupply
12/27/2021 12:58	0:02	SSA2	0.05749	0.60700	Oversupply
12/27/2021 13:00	0:02	SSA3	0.01990	0.84900	Oversupply
12/27/2021 13:00	0:02	SSA2	0.02256	1.15700	Oversupply
12/27/2021 13:02	0:02	SSA3	0.01958	1.48500	Oversupply
12/27/2021 13:02	0:02	SSA2	0.02256	1.49400	Oversupply
12/27/2021 13:04	0:02	SSA3	0.01942	1.85900	Oversupply
12/27/2021 13:04	0:02	SSA2	0.02256	1.26100	Oversupply
12/27/2021 13:12	0:02	SSA3	0.01942	2.65800	Oversupply
12/27/2021 13:12	0:02	SSA2	0.02237	2.84600	Oversupply
12/27/2021 13:14	0:02	SSA3	0.05035	1.64500	Oversupply
12/27/2021 13:14	0:02	SSA2	0.05886	1.40700	Oversupply
12/27/2021 13:16	0:02	SSA3	0.06320	1.40200	Oversupply
12/27/2021 13:16	0:02	SSA2	0.06216	1.26300	Oversupply
12/27/2021 13:18	0:02	SSA3	0.06373	1.13900	Oversupply
12/27/2021 13:18	0:02	SSA2	0.06216	1.22700	Oversupply
12/27/2021 13:20	0:02	SSA3	0.06373	1.15200	Oversupply
12/27/2021 13:20	0:02	SSA2	0.06216	1.20100	Oversupply
12/27/2021 13:22	0:02	SSA3	0.06373	0.74000	Oversupply
12/27/2021 13:22	0:02	SSA2	0.06165	0.96900	Oversupply
12/27/2021 13:24	0:03	BS250	Data is not available	Data is not available	Oversupply
12/27/2021 13:24	0:03	AWE	0.00961	21.00000	Oversupply
12/27/2021 13:24	0:02	SSA3	0.06373	0.02600	Oversupply
12/27/2021 13:24	0:02	SSA2	0.06216	0.03000	Oversupply
12/27/2021 13:26	0:02	SSA3	0.06373	-0.00400	Oversupply
12/27/2021 13:26	0:02	SSA2	0.06216	0.00400	Oversupply
12/27/2021 13:28	0:01	BS250	Data is not available	Data is not available	Oversupply
12/27/2021 13:28	0:04	SSA3	0.13260	-0.00400	Oversupply
12/27/2021 13:28	0:04	SSA2	0.12289	0.00100	Oversupply
12/27/2021 13:30	0:02	BS250	Data is not available	Data is not available	Oversupply
12/27/2021 13:30	0:01	AWE	0.00924	20.70000	Oversupply
12/27/2021 13:32	0:01	AWE	0.00107	21.00000	Oversupply
12/27/2021 13:32	0:02	SSA3	0.06830	-0.00100	Oversupply
12/27/2021 13:32	0:02	SSA2	0.05928	0.08200	Oversupply
12/27/2021 13:34	0:02	SSA3	0.06887	0.33300	Oversupply
12/27/2021 13:34	0:02	SSA2	0.05978	0.52400	Oversupply
12/27/2021 13:36	0:02	SSA3	0.06887	0.96800	Oversupply
12/27/2021 13:36	0:02	SSA2	0.05978	0.58400	Oversupply
12/27/2021 13:38	0:02	SSA3	0.06887	1.46300	Oversupply
12/27/2021 13:38	0:02	SSA2	0.05928	1.44300	Oversupply
12/27/2021 13:40	0:02	SSA3	0.06887	0.86400	Oversupply



Maui Curtailment Report

December 2021

Start Date and Time	Duration (minutes)	IPP Curtailed	Estimated Curtailed MWH	Peak MW Curtailed	Reasons for Curtailment
12/27/2021 13:40	0:02	SSA2	0.06027	0.67500	Oversupply
12/27/2021 13:42	0:02	BS250	Data is not available	Data is not available	Oversupply
12/27/2021 13:42	0:02	SSA3	0.06887	0.01300	Oversupply
12/27/2021 13:42	0:02	SSA2	0.05928	0.02400	Oversupply
12/27/2021 13:44	0:02	SSA3	0.02998	0.03200	Oversupply
12/27/2021 13:44	0:02	SSA2	0.00600	0.20800	Oversupply
12/27/2021 13:46	0:02	SSA3	0.01407	0.84800	Oversupply
12/27/2021 13:46	0:02	SSA2	0.00720	0.64700	Oversupply
12/27/2021 13:50	0:02	SSA2	0.00720	2.55400	Oversupply
12/27/2021 13:58	0:02	SSA3	0.02224	2.20200	Oversupply
12/27/2021 13:58	0:02	SSA2	0.02034	2.47100	Oversupply
12/27/2021 14:00	0:02	SSA3	0.03886	2.43400	Oversupply
12/27/2021 14:00	0:02	SSA2	0.03619	2.42100	Oversupply
12/27/2021 14:02	0:02	SSA3	0.03886	0.58600	Oversupply
12/27/2021 14:02	0:02	SSA2	0.03619	0.55000	Oversupply
12/27/2021 14:04	0:02	SSA3	0.03886	0.76600	Oversupply
12/27/2021 14:04	0:02	SSA2	0.03589	0.63400	Oversupply
12/27/2021 14:06	0:02	SSA3	0.03886	0.66900	Oversupply
12/27/2021 14:06	0:02	SSA2	0.03619	0.53500	Oversupply
12/27/2021 14:08	0:02	SSA3	0.03886	0.46700	Oversupply
12/27/2021 14:08	0:02	SSA2	0.03619	0.73900	Oversupply
12/27/2021 14:10	0:02	SSA3	0.03886	2.00700	Oversupply
12/27/2021 14:10	0:02	SSA2	0.03619	1.94900	Oversupply
12/27/2021 14:20	0:02	SSA3	0.00443	2.06000	Oversupply
12/27/2021 14:21	0:02	SSA2	0.00821	2.35700	Oversupply
12/27/2021 14:22	0:02	SSA3	0.00443	2.23900	Oversupply
12/27/2021 14:23	0:02	SSA2	0.00821	2.34000	Oversupply
12/27/2021 14:24	0:02	SSA3	0.00443	1.73200	Oversupply
12/27/2021 14:25	0:02	SSA2	0.00814	1.65000	Oversupply
12/27/2021 22:39	0:05	KWPPI	0.17082	16.42036	Oversupply
12/27/2021 22:46	0:02	KWPPI	0.02046	17.65982	Oversupply
12/27/2021 22:55	5:13	KWPPI	62.77058	20.22257	Oversupply
12/27/2021 23:30	0:13	AWE	0.45736	21.00000	Oversupply
12/27/2021 23:53	0:46	AWE	2.22991	21.00000	Oversupply
12/28/2021 4:28	0:01	KWPPI	0.00248	11.51640	Oversupply
12/28/2021 4:31	0:02	KWPPI	0.01911	11.25294	Oversupply
12/28/2021 4:34	0:30	KWPPI	1.23099	13.32370	Oversupply
12/28/2021 9:51	0:02	SSA2	0.01374	0.86500	Oversupply
12/28/2021 9:51	0:02	SSA3	0.03402	0.28900	Oversupply
12/28/2021 9:53	0:02	SSA2	0.01362	0.90100	Oversupply
12/28/2021 9:53	0:02	SSA3	0.03459	1.14800	Oversupply
12/28/2021 9:55	0:25	BS250	Data is not available	Data is not available	Oversupply
12/28/2021 9:55	0:01	KWPPI	0.00232	20.10481	Oversupply
12/28/2021 9:55	0:02	SSA2	0.01385	0.01500	Oversupply
12/28/2021 9:55	0:02	SSA3	0.03430	0.00300	Oversupply
12/28/2021 9:57	0:24	SSA2	0.37432	0.01300	Oversupply
12/28/2021 9:57	0:24	SSA3	0.73859	0.00300	Oversupply
12/28/2021 9:58	0:22	KWPPI	1.92245	20.74849	Oversupply
12/28/2021 10:21	0:03	BS250	Data is not available	Data is not available	Oversupply
12/28/2021 10:21	0:02	SSA2	0.03494	0.31300	Oversupply
12/28/2021 10:21	0:02	SSA3	0.04976	0.03300	Oversupply
12/28/2021 10:22	0:02	KWPPI	0.00859	20.57983	Oversupply
12/28/2021 10:23	0:02	SSA2	0.03465	-0.00200	Oversupply
12/28/2021 10:23	0:02	SSA3	0.05018	-0.00100	Oversupply
12/28/2021 10:25	0:04	BS250	Data is not available	Data is not available	Oversupply
12/28/2021 10:25	0:03	KWPPI	0.03512	20.72254	Oversupply
12/28/2021 10:25	0:04	SSA2	0.06988	0.01100	Oversupply
12/28/2021 10:25	0:02	SSA3	0.04976	0.01400	Oversupply
12/28/2021 10:27	0:02	SSA3	0.04976	0.03700	Oversupply
12/28/2021 10:29	0:02	SSA2	0.03290	0.21900	Oversupply
12/28/2021 10:29	0:02	SSA3	0.04852	0.49800	Oversupply
12/28/2021 10:31	0:02	BS250	Data is not available	Data is not available	Oversupply
12/28/2021 10:31	0:03	KWPPI	0.03194	20.73452	Oversupply
12/28/2021 10:31	0:02	SSA2	0.02659	-0.00100	Oversupply
12/28/2021 10:31	0:02	SSA3	0.04709	0.02200	Oversupply
12/28/2021 10:33	0:02	SSA2	0.02681	0.00200	Oversupply
12/28/2021 10:33	0:02	SSA3	0.04748	0.05800	Oversupply
12/28/2021 10:37	0:02	SSA2	0.02637	0.67600	Oversupply
12/28/2021 10:37	0:02	SSA3	0.04709	0.32200	Oversupply
12/28/2021 10:39	2:10	BS250	Data is not available	Data is not available	Oversupply
12/28/2021 10:39	0:01	KWPPI	0.00006	20.73452	Oversupply
12/28/2021 10:39	0:02	SSA2	0.02637	0.00400	Oversupply
12/28/2021 10:39	0:02	SSA3	0.04709	0.01700	Oversupply



Maui Curtailment Report

December 2021

Start Date and Time	Duration (minutes)	IPP Curtailed	Estimated Curtailed MWH	Peak MW Curtailed	Reasons for Curtailment
12/28/2021 10:41	2:09	KWP/II	23.81640	20.77144	Oversupply
12/28/2021 10:41	2:09	SSA2	4.51815	0.01100	Oversupply
12/28/2021 10:41	2:09	SSA3	5.06066	0.04800	Oversupply
12/28/2021 11:31	0:02	AWE	0.00898	21.00000	Oversupply
12/28/2021 12:50	0:02	SSA2	0.08120	0.05300	Oversupply
12/28/2021 12:51	0:32	BS250	Data is not available	Data is not available	Oversupply
12/28/2021 12:51	0:32	KWP/II	2.70576	19.37430	Oversupply
12/28/2021 12:51	0:32	SSA3	1.29950	0.01200	Oversupply
12/28/2021 12:52	0:32	SSA2	1.16735	0.00000	Oversupply
12/28/2021 13:23	0:02	SSA3	0.05069	0.08100	Oversupply
12/28/2021 13:34	0:02	SSA2	0.04236	1.50400	Oversupply
12/28/2021 13:35	0:02	SSA3	0.04115	2.34800	Oversupply
12/28/2021 13:36	0:02	SSA2	0.04236	2.21100	Oversupply
12/28/2021 13:38	0:02	SSA2	0.04201	1.56900	Oversupply
12/28/2021 13:39	0:02	SSA3	0.04115	1.60000	Oversupply
12/28/2021 13:40	0:18	BS250	Data is not available	Data is not available	Oversupply
12/28/2021 13:40	0:18	SSA2	0.63599	0.02300	Oversupply
12/28/2021 13:41	0:17	KWP/II	1.13781	18.58193	Oversupply
12/28/2021 13:41	0:18	SSA3	0.66215	0.02500	Oversupply
12/28/2021 13:59	0:02	SSA2	0.07794	0.12300	Oversupply
12/28/2021 13:59	0:02	SSA3	0.07684	0.25800	Oversupply
12/28/2021 14:01	0:10	BS250	Data is not available	Data is not available	Oversupply
12/28/2021 14:01	0:10	SSA2	0.40865	0.12100	Oversupply
12/28/2021 14:01	0:10	SSA3	0.27474	0.01300	Oversupply
12/28/2021 14:02	0:09	KWP/II	0.33449	18.07197	Oversupply
12/28/2021 14:11	0:02	SSA2	0.08132	0.01400	Oversupply
12/28/2021 14:11	0:02	SSA3	0.05504	0.11900	Oversupply
12/28/2021 14:13	0:02	SSA2	0.07960	0.87900	Oversupply
12/28/2021 14:13	0:02	SSA3	0.03211	0.45800	Oversupply
12/28/2021 14:15	0:02	SSA2	-0.00041	1.46600	Oversupply
12/28/2021 22:05	0:11	KWP/II	0.61542	20.71157	Oversupply
12/28/2021 22:26	0:02	KWP/II	0.01547	19.89623	Oversupply
12/28/2021 22:50	7:12	KWP/II	94.31868	20.77843	Oversupply
12/29/2021 8:55	0:02	SSA3	0.00904	1.36600	Oversupply
12/29/2021 8:56	0:02	SSA2	0.00966	0.06300	Oversupply
12/29/2021 8:57	0:01	BS250	Data is not available	Data is not available	Oversupply
12/29/2021 8:57	0:02	SSA3	0.00904	0.01500	Oversupply
12/29/2021 8:58	0:02	SSA2	0.01406	0.17000	Oversupply
12/29/2021 8:59	0:01	BS250	Data is not available	Data is not available	Oversupply
12/29/2021 8:59	0:02	SSA3	0.03821	0.03400	Oversupply
12/29/2021 9:00	0:04	SSA2	0.06654	0.13800	Oversupply
12/29/2021 9:01	0:02	SSA3	0.04491	0.45200	Oversupply
12/29/2021 9:03	0:02	SSA3	0.04565	0.38100	Oversupply
12/29/2021 9:04	0:02	SSA2	0.03355	0.10000	Oversupply
12/29/2021 9:06	0:06	BS250	Data is not available	Data is not available	Oversupply
12/29/2021 9:06	0:02	SSA3	0.04528	0.06300	Oversupply
12/29/2021 9:06	3:18	SSA2	5.79416	0.19300	Oversupply
12/29/2021 9:07	3:19	KWP/II	35.21622	20.85228	Oversupply
12/29/2021 9:08	3:18	SSA3	7.19128	0.00800	Oversupply
12/29/2021 9:13	3:13	BS250	Data is not available	Data is not available	Oversupply
12/29/2021 11:30	0:35	AWE	1.28399	21.00000	Oversupply
12/29/2021 12:24	0:02	SSA2	0.05886	0.00500	Oversupply
12/29/2021 12:25	0:02	SSA3	0.05615	0.15600	Oversupply
12/29/2021 12:26	0:02	SSA2	0.05886	0.07600	Oversupply
12/29/2021 12:27	0:02	SSA3	0.05615	1.10100	Oversupply
12/29/2021 12:28	0:02	SSA2	0.05556	0.79800	Oversupply
12/29/2021 12:29	0:02	SSA3	0.05738	0.65200	Oversupply
12/29/2021 12:30	0:01	BS250	Data is not available	Data is not available	Oversupply
12/29/2021 12:30	0:02	SSA2	0.05133	0.16800	Oversupply
12/29/2021 12:31	0:01	KWP/II	0.00886	17.60792	Oversupply
12/29/2021 12:31	0:02	SSA3	0.03938	0.04400	Oversupply
12/29/2021 12:32	0:02	SSA2	0.05133	0.27500	Oversupply
12/29/2021 12:35	0:02	SSA3	0.03905	0.13800	Oversupply
12/29/2021 12:36	0:02	SSA2	0.05091	1.31000	Oversupply
12/29/2021 12:37	0:02	SSA3	0.03938	0.71000	Oversupply
12/29/2021 12:38	0:02	SSA2	0.05133	1.21700	Oversupply
12/29/2021 12:39	0:02	SSA3	0.03938	0.02700	Oversupply
12/29/2021 12:40	0:02	SSA2	0.05133	0.17200	Oversupply
12/29/2021 12:41	0:02	SSA3	0.03971	0.25100	Oversupply
12/29/2021 12:42	0:44	BS250	Data is not available	Data is not available	Oversupply
12/29/2021 12:42	0:44	KWP/II	6.50673	18.98011	Oversupply
12/29/2021 12:42	0:44	SSA2	1.17764	0.05000	Oversupply
12/29/2021 12:43	0:42	SSA3	1.67006	0.00000	Oversupply



Maui Curtailment Report

December 2021

Start Date and Time	Duration (minutes)	IPP Curtailed	Estimated Curtailed MWh	Peak MW Curtailed	Reasons for Curtailment
12/29/2021 13:26	0:02	SSA3	0.08435	0.15100	Oversupply
12/29/2021 13:26	0:02	SSA2	0.04198	0.24300	Oversupply
12/29/2021 13:27	0:41	BS250	Data is not available	Data is not available	Oversupply
12/29/2021 13:28	0:43	KWP/II	5.87621	18.43722	Oversupply
12/29/2021 13:28	0:40	SSA3	1.67597	0.01100	Oversupply
12/29/2021 13:28	0:42	SSA2	0.96575	0.00300	Oversupply
12/29/2021 14:08	0:02	SSA3	0.06437	0.01000	Oversupply
12/29/2021 14:09	0:01	BS250	Data is not available	Data is not available	Oversupply
12/29/2021 14:10	0:02	SSA3	0.06437	0.00100	Oversupply
12/29/2021 14:11	0:02	SSA2	0.03308	0.11800	Oversupply
12/29/2021 14:37	0:02	SSA2	0.02793	1.82700	Oversupply
12/29/2021 14:38	0:02	BS250	Data is not available	Data is not available	Oversupply
12/29/2021 14:38	0:02	SSA3	0.03128	0.32400	Oversupply
12/29/2021 14:39	0:01	KWP/II	0.00275	19.20066	Oversupply
12/29/2021 14:39	0:02	SSA2	0.02770	0.03100	Oversupply
12/29/2021 14:40	0:02	SSA3	0.03128	0.45200	Oversupply
12/29/2021 14:41	0:02	SSA2	0.02793	0.09300	Oversupply
12/29/2021 14:42	0:04	SSA3	0.09822	0.57100	Oversupply
12/29/2021 14:43	0:02	SSA2	0.03081	0.48000	Oversupply
12/29/2021 14:45	0:28	BS250	Data is not available	Data is not available	Oversupply
12/29/2021 14:45	0:28	SSA2	1.04600	0.51000	Oversupply
12/29/2021 14:46	0:24	SSA3	0.82980	0.00000	Oversupply
12/29/2021 14:47	0:25	KWP/II	1.99535	20.49800	Oversupply
12/29/2021 15:11	0:02	SSA3	0.05589	0.00500	Oversupply
12/29/2021 15:13	0:02	SSA3	0.05344	0.00900	Oversupply
12/30/2021 3:32	0:15	KWP/II	0.40456	3.43696	Oversupply
12/30/2021 3:38	0:01	AWE	0.00291	21.00000	Oversupply
12/30/2021 3:53	0:13	KWP/II	0.76018	12.77283	Oversupply
12/30/2021 4:07	0:01	KWP/II	0.00701	8.44869	Oversupply
12/30/2021 4:15	0:55	KWP/II	6.60337	15.72678	Oversupply
12/30/2021 4:41	0:14	AWE	0.20950	21.00000	Oversupply
12/30/2021 4:57	0:01	AWE	0.00057	21.00000	Oversupply
12/30/2021 5:02	0:01	AWE	0.00357	21.00000	Oversupply
12/30/2021 5:12	0:01	KWP/II	0.00149	5.34904	Oversupply
12/30/2021 5:23	0:01	KWP/II	0.00356	7.12241	Oversupply
12/30/2021 5:25	0:02	KWP/II	0.02757	8.69918	Oversupply
12/30/2021 5:30	0:01	KWP/II	0.00338	9.25105	Oversupply
12/30/2021 5:46	0:23	KWP/II	1.35472	16.78561	Oversupply
12/30/2021 6:14	0:41	KWP/II	1.81007	17.65582	Oversupply
12/30/2021 6:46	0:14	BS250	Data is not available	Data is not available	Oversupply
12/30/2021 6:56	0:05	KWP/II	0.11298	17.64684	Oversupply
12/30/2021 15:15	0:02	SSA2	-0.00011	0.68800	Oversupply
12/30/2021 15:38	0:02	SSA3	0.00506	1.42900	Oversupply
12/30/2021 15:40	0:02	SSA3	0.00506	1.40400	Oversupply
12/30/2021 15:42	0:02	SSA3	0.00506	1.31200	Oversupply
12/30/2021 15:43	0:01	BS250	Data is not available	Data is not available	Oversupply
12/30/2021 15:43	0:02	SSA2	0.00377	0.16900	Oversupply
12/30/2021 15:44	0:10	SSA3	0.14420	0.01100	Oversupply
12/30/2021 15:45	0:09	BS250	Data is not available	Data is not available	Oversupply
12/30/2021 15:45	0:10	SSA2	0.05263	0.02900	Oversupply
12/30/2021 15:46	0:09	KWP/II	0.67122	12.10121	Oversupply
Total Estimated Curtailed MWh			3,648.992		

Notes:

- Curtailment for Kaheawa Wind Power ("KWP"), AAAAA Rent-A-Space Maui LTD ("5A"), Maui Solar, LLC (MS) fka Strategic Alliance Group ("SAG") fka Bioreal Solar, LLC ("BS"), Auwahi Wind Energy ("AWE"), Kaheawa Wind Power II ("KWPII") Bioreal Solar 250, LLC ("BS250"), Extra Spaces A ("ESA"), Extra Spaces B ("ESB"), SSA Solar of Hawaii 3 ("SSA3") fka South Maui Renewable Resources ("SMRR"), SSA Solar of HI 2 ("SSA2") fka Ku'ia Solar ("KS"), and Maui 17-2 ("17-2") may now be controlled by Maui Electric's Automatic Generation Control System ("AGC") or a Maui Electric operator-entered curtailment limit. The AGC curtailment control automatically calculates the amount of Maximum Allowable Variable Generation ("MAVG") that Maui Electric can accept into the Maui system, based on the system current available variable generation ("CAVG"), regulating reserve down requirement ("RRDR"), and available regulating reserve down ("ARRD"). Thus, the AGC MAVG - calculated is equal to CAVG less (RRDR less ARRD). Additionally, the AGC curtailment control allows the Maui Electric operator to enter an AGC MAVG value. The AGC curtailment control will employ the lesser of the AGC MAVG - calculated and AGC MAVG entered values in the control logic.
- Curtailment signals sent to 5A, MS (fka SAG fka BS), BS250, ESA, ESB, SSA3 (fka SMRR), SSA2 (fka KS) and 17-2 during nighttime hours only are not recorded as curtailment events because no energy generation is possible during that time.
- The curtailment reasons have been modified to oversupply, system constraints, and facility requested, to provide continuity with HPUC Docket No. 2013-0141 Decoupling for HECO companies metrics.
- Facility Requested curtailment includes but is not limited to conditions that are attributed to IPPs such as communication problems and curtailment control testing.
- The data to calculate the Estimated Curtailed MWh and Peak MW Curtailed is not provided by 5A, MS, BS 250, ESA, and ESB.
- The Estimated Curtailed MWh and Peak MW Curtailed are calculated with information estimated or provided by AWE, KWP, KWPII, SSA 2 (fka KS), SSA 3 (fka SMRR) and 17-2. Maui Electric does not make any representation as to its accuracy.
- ESA, and ESB facilities were offline for the month of December because of Seller equipment problems.



Lanai Curtailment Report

December 2021

Start Date and Time	Duration (h:mm)	IPP Curtailed	Estimated MWh Curtailed	Peak MW Curtailed	Reasons for Curtailment
No curtailment December 2021					
Notes:					
On June 27, 2012, Maui Electric notified Lanai Sustainability Research (LSR) that although LSR has not operated in compliance with the revised ramp rate of 360 kW/minute, Maui Electric would conditionally allow LSR to operate at the allowed capacity of 1.2 MW while the Maui Electric-Lanai Diesel Operator was in the control room.					
LSR possible output data is not available. Therefore, Maui Electric assumes LSR is curtailed if the LSR curtailment set point is less than 1,200 kW and LSR's output is within 70 kW of the curtailment set point.					
The curtailment reasons have been modified to oversupply, system constraints, and facility requested, to provide continuity with HPUC Docket No. 2013-0141 Decoupling for HECO companies' metrics.					
Facility Requested curtailment includes but is not limited to conditions that are attributed to IPPs such as communication problems and curtailment control testing.					

Hawai'i Electric Light Company Curtailment Report December 2021

Start Date/Time	MW output prior to start of curtailment	End Date/Time	MW output after curtailment released ¹	IPP	Reason for Curtailment
12/06/21 00:09	8.1 MW	12/06/21 05:10	10.0 MW	Pakini Nui	Oversupply
12/07/21 20:53	18.8 MW	12/08/21 06:22	18.5 MW	Pakini Nui	Facility Requested
12/09/21 02:08	18.7 MW	12/09/21 04:16	18.5 MW	Pakini Nui	Oversupply
12/10/21 01:14	19.9 MW	12/10/21 04:34	19.4 MW	Pakini Nui	Oversupply
12/15/21 08:26	0.0 MW	12/15/21 09:13	0.3 MW	Hawi Renewable Dev	Facility Requested
12/19/21 01:14	19.9 MW	12/19/21 05:25	12.6 MW	Pakini Nui	Oversupply
12/21/21 10:41	19.9 MW	12/21/21 12:17	17.7 MW	Pakini Nui	Facility Requested
12/23/21 07:28	20.0 MW	12/23/21 14:53	18.5 MW	Pakini Nui	Facility Requested
12/24/21 11:18	0.4 MW	12/24/21 14:13	0.0 MW	TGUHI	Oversupply
12/24/21 11:22	19.9 MW	12/24/21 14:26	16.2 MW	Pakini Nui	Oversupply
12/26/21 02:31	16.0 MW	12/26/21 05:37	16.3 MW	Pakini Nui	Oversupply
12/28/21 03:09	19.9 MW	12/28/21 04:11	19.1 MW	Pakini Nui	Oversupply
12/28/21 12:27	0.8 MW	12/28/21 13:37	0.0 MW	TGUHI	Oversupply
12/28/21 12:32	19.9 MW	12/28/21 13:36	17.1 MW	Pakini Nui	Oversupply

¹ The MW output values are taken soon after curtailment is released by Hawai'i Electric Light and may not reflect their full output depending on ramp rate for the facility. The wind farms generally return immediately to full available levels, whereas PGV, Wailuku, and FIT Facilities may take longer to return to scheduled or full available output levels.

SERVICE LIST
(Docket No. 2011-0206)

DEAN NISHINA
EXECUTIVE DIRECTOR
DEPARTMENT OF COMMERCE AND CONSUMER AFFAIRS
DIVISION OF CONSUMER ADVOCACY
P.O. Box 541
Honolulu, HI 96809

1 Copy
Electronically Transmitted

GREGG J. KINKLEY, ESQ.
DEPARTMENT OF THE ATTORNEY GENERAL
425 Queen Street
Honolulu, Hawaii 96813
Counsel for DBEDT

1 Copy
Electronically Transmitted

DANIEL W.S. LAWRENCE, ESQ.
DEPARTMENT OF THE CORPORATION COUNSEL
CITY AND COUNTY OF HONOLULU
530 S. King Street, Room 110
Honolulu, HI 96813
Counsel for the CITY AND COUNTY OF HONOLULU

1 Copy
Electronically Transmitted

JOSEPH K. KAMELAMELA
ANGELIC M. HO
DEPARTMENT OF THE CORPORATION COUNSEL
COUNTY OF HAWAII
101 Aupuni Street, Suite 325
Hilo, HI 96720
Counsel for the COUNTY OF HAWAII

1 Copy
Electronically Transmitted

HENRY Q CURTIS
VICE PRESIDENT FOR CONSUMER ISSUES
LIFE OF THE LAND
P.O. Box 37158
Honolulu, HI 96837-0158

1 Copy
Electronically Transmitted

MELISSA MIYASHIRO (9360)
CHIEF OF STAFF
BLUE PLANET FOUNDATION
55 Merchant Street, 17th Floor
Honolulu, HI 96813

1 Copy
Electronically Transmitted

SERVICE LIST
(Docket No. 2011-0206)

ISAAC MORIWAKE, ESQ.
DAVID HENKIN, ESQ.
EARTHJUSTICE
850 Richards Street, Suite 400
Honolulu, HI 96813-4501
Counsel for HAWAII SOLAR ENERGY ASSOCIATION

1 Copy
Electronically Transmitted

RICK REED
DIRECTOR
HAWAII SOLAR ENERGY ASSOCIATION
761 Ahua Street
Honolulu, HI 96819

1 Copy
Electronically Transmitted

KENT D. MORIHARA, ESQ.
KRIS N. NAKAGAWA, ESQ.
LAUREN M. IMADA-LEE, ESQ.
TANYA M. FERNANDES, ESQ.
MoriHara Lau & Fong LLP
841 Bishop Street, Suite 400
Honolulu, Hawaii 96813
Counsel for KAUAI ISLAND UTILITY COOPERATIVE

1 Copy
Electronically Transmitted

ERIK W. KVAM
CHIEF EXECUTIVE OFFICER
ZERO EMISSIONS LEASING LLC
4188-4 Keanu Street
Honolulu, HI 96816

1 Copy
Electronically Transmitted

SANDRA-ANN Y.H. WONG, ESQ.
ATTORNEY AT LAW, A LAW CORPORATION
1050 Bishop Street, #514
Honolulu, HI 96813
Counsel for TAWHIRI POWER LLC

1 Copy
Electronically Transmitted

RILEY SAITO
73-1294 Awakea Street
Kailua-Kona, HI 96740
For SOLAR ENERGY INDUSTRIES ASSOCIATION

1 Copy
Electronically Transmitted

DEAN T. YAMAMOTO, ESQ.
YAMAMOTO & SETTLE
1100 Alakea Street, Suite 3100
Honolulu, HI 96813
Counsel for CASTLE & COOKE HOMES HAWAII, INC.,
CASTLE & COOKE RESORTS, LLC and
LANAI SUSTAINABILITY RESEARCH, LLC

1 Copy
Electronically Transmitted

SERVICE LIST
(Docket No. 2011-0206)

MICHAEL J. HOPPER, ESQ. DEPUTY CORPORATION COUNSEL DEPARTMENT OF THE CORPORATION COUNSEL COUNTY OF MAUI 200 S. High Street Wailuku, HI 96793 Counsel for the COUNTY OF MAUI	1 Copy Electronically Transmitted
CURTIS SEYMOUR SENIOR MANAGER, GOVERNMENT AFFAIRS SUN EDISON LLC 600 Clipper Drive Belmont, CA 94002	1 Copy Electronically Transmitted
MONA W. CLARK, ESQ. OFFICE OF THE COUNTY ATTORNEY COUNTY OF KAUAI 4444 Rice Street, Suite 200 Lihue, HI 96766-1300	1 Copy Electronically Transmitted
BRADLEY ALBERT PRESIDENT HAWAII PV COALITION P.O. Box 81501 Haiku, HI 96708	1 Copy Electronically Transmitted
HILTON H. UNEMORI ECM, INC. 130 N. Market Street Wailuku, HI 96793-1716 For SOUTH MAUI RENEWABLE RESOURCES, LLC	1 Copy Electronically Transmitted
SKY STANFIELD SHUTE, MIHALY & WEINBERGER LLP 396 Hayes Street San Francisco, CA 94102 For the INTERSTATE RENEWABLE ENERGY COUNCIL	1 Copy Electronically Transmitted
PETE COOPER SOLARCITY CORPORATION REGIONAL DIRECTOR, HAWAII 599 Kahelu Street Mililani, HI 96789	1 Copy Electronically Transmitted

SERVICE LIST
(Docket No. 2011-0206)

ALISON SILVERSTEIN
19213 Luedtke Lane
Pflugerville, TX 78660

1 Copy
Electronically Transmitted

BRENDAN KIRBY
12011 SW Pineapple Court
Palm City, FL 34990

1 Copy
Electronically Transmitted

Chun, Marisa

From: puc@hawaii.gov
Sent: Thursday, January 27, 2022 9:40 AM
To: Chun, Marisa
Subject: Hawaii PUC eFiling Confirmation of Filing

[This email is coming from an EXTERNAL source. Please use caution when opening attachments or links in suspicious email.]

Your eFile document has been filed with the Hawaii Public Utilities commission on 2022 Jan 27 AM 09:39. The mere fact of filing shall not waive any failure to comply with Hawaii Administrative Rules Chapter 6-61, Rules of Practice and Procedure Before the Public Utilities Commission, or any other application requirements. Your confirmation number is MARI22093922631. If you have received this email in error please notify the Hawaii Public Utilities Commission by phone at 808 586-2020 or email at hawaii.puc@hawaii.gov.