



April 28, 2021

The Honorable Chair and Members  
of the Hawai'i Public Utilities Commission  
Kekuanao'a Building, First Floor  
465 South King Street  
Honolulu, Hawai'i 96813

Dear Commissioners:

Subject: Docket No. 2011-0206  
Reliability Standards Working Group  
Monthly Report

In accordance with Ordering Paragraph 3 of Order No. 30371, filed May 4, 2012 in the subject proceeding, enclosed as Exhibit A is Hawaiian Electric's<sup>1</sup> monthly report for March 2021 on: (1) system frequency control performance during month; (2) significant system events during month; and (3) curtailment of non-dispatchable renewable resources.

Any party to this proceeding may obtain an electronic copy of this report by emailing Marisa Chun at [marisa.chun@hawaiianelectric.com](mailto:marisa.chun@hawaiianelectric.com).

Sincerely,

/s/ Kevin M. Katsura

Kevin M. Katsura  
Director, Regulatory Non-Rate Proceedings

Enclosures

c: Service List

---

<sup>1</sup> Hawaiian Electric Company, Inc., Maui Electric Company, Limited, and Hawai'i Electric Light Company, Inc. are each doing business as "Hawaiian Electric" and have jointly registered "Hawaiian Electric" as a trade name with the State of Hawai'i Department of Commerce and Consumer Affairs, as evidenced by Certificate of Registration No. 4235929, dated December 20, 2019.

**The Commission's Order No. 30371 (Docket No 2011-0206 – Relating To Various Matters in RSWG Process), filed May 4, 2012, ordered the following information for each island grid:**

- (1) System frequency control performance during month:
  - a) Frequency duration plot based on the highest resolution SCADA data available for the month detailing how many seconds each power system operated at frequencies above 60 hertz and at frequencies below 60 Hz.
  - b) Tabulation of the number, magnitude and duration of frequency excursions (high and low) outside normal frequency control range (59.95 to 60.05 Hz).

The following provides information with respect to items 1a) through 1b) – (all statements are current as of the month ending March 31, 2021):

**1a) Frequency duration plot based on the highest resolution SCADA data available for the month detailing how many seconds each power system operated at frequencies above 60 hertz and at frequencies below 60 Hz:**

The frequency duration plots for Hawaiian Electric Company, Inc., Maui Electric Company, Limited (Maui Division) and Hawai'i Electric Light Company, Inc. based on two-second data are provided in Attachment 1, and the enclosed Excel files. Refer to the electronic files for the individual data points because the information is voluminous and does not translate well to a hard copy.

**1b) Tabulation of the number, magnitude and duration of frequency excursions (high and low) outside normal frequency control range (59.95 to 60.05 Hz):**

Tabulation of the number, magnitude and duration of frequency excursions outside of the frequency range of 59.95 Hz to 60.05 Hz for Hawaiian Electric Company, Inc., Maui Electric Company, Limited (Maui Division) and Hawai'i Electric Light Company, Inc are provided in Attachment 2, and the enclosed Excel files. Refer to the electronic files for the individual data points because the information is voluminous and does not translate well to a hard copy.

- (2) Significant system events during month:
  - a) Tabulation of contingency reserve activations including date and time, MW magnitude, duration, and triggering event.
  - b) Tabulation of under frequency load shed activations including date and time, triggering frequency, MW magnitude, duration, and triggering event.
  - c) Tabulation of demand response activations for system events, including date and time, MW magnitude, duration, and triggering event, (excluding demand response utilization for unit commitment deferral or system operations economics.)

The following provides information with respect to items 2a) through 2c) – (all statements are current as of the month ending March 31, 2021):

**2a) Tabulation of contingency reserve activations including date and time, MW magnitude, duration, and triggering event:**

Hawaiian Electric Company, Inc.'s contingency reserve activations are provided in Attachment 3. Maui Electric Company, Limited and Hawai'i Electric Light Company, Inc. do not operate with contingency reserve requirements.

**2b) Tabulation of under frequency load shed activations including date and time, triggering frequency, MW magnitude, duration, and triggering event:**

Maui Electric Company, Limited's frequency load shed activations are provided in Attachment 4. Hawaiian Electric Company, Inc. and Hawai'i Electric Light Company, Inc did not have any under frequency load shed activations in the month of February.

**2c) Tabulation of demand response activations for system events, including date and time, MW magnitude, duration, and triggering event, (excluding demand response utilization for unit commitment deferral or system operations economics.)**

Hawaiian Electric Company, Inc.'s demand response activations for system events are provided in Attachment 5. Hawai'i Electric Light Company, Inc. currently does not have a demand response program. Maui Electric Company, Limited has implemented the Fast Demand Response pilot program on a limited basis. Hawai'i Electric Light Company, Inc. plans to use the findings of Maui Electric Company, Limited's pilot program to help in the evaluation and development of future demand response programs. Maui Electric Company, Limited executes a weekly testing protocol which measures customer participation. This program is not currently used in response to actual system events.

- (3) Curtailment of non-dispatchable renewable resources:
- (a) Tabulation of each curtailment event for each resource including the starting date and time, duration, megawatt hours curtailed, peak MW curtailed, and reason for curtailment.
  - (b) Total MWh of non-dispatchable renewable resources curtailed for the month.

The following provides information with respect to items 3a) through 3b) – (all statements are current as of the month ending March 31, 2021):

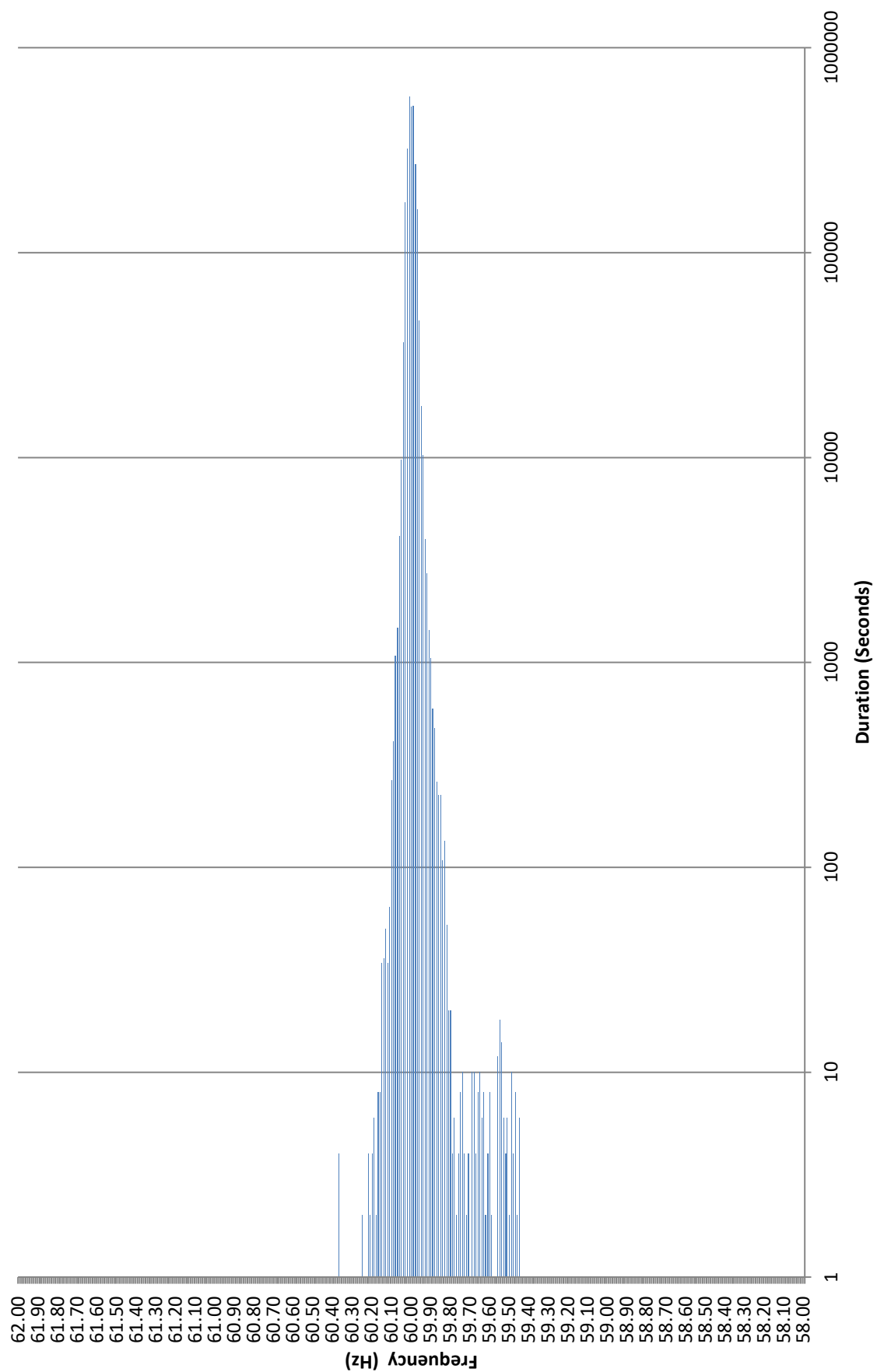
**3a) Tabulation of each curtailment event for each resource including the starting date and time, duration, megawatt hours curtailed, peak MW curtailed, and reason for curtailment:**

The tabulation of each curtailment event for each resource is provided in Attachment 6.

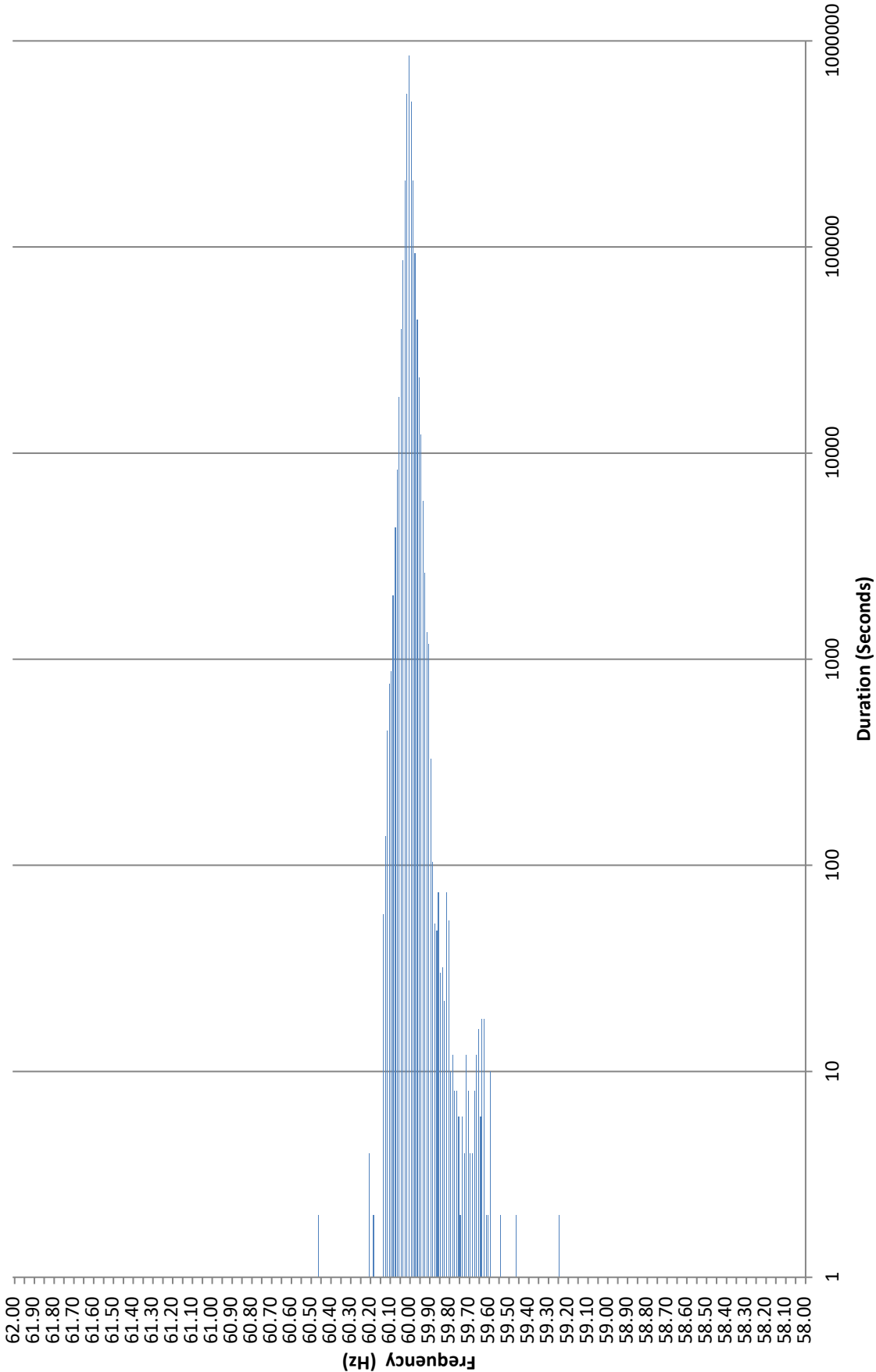
**3b) Total MWh of non-dispatchable renewable resources curtailed for the month:**

Curtailed MWh from non-dispatchable resources are difficult to determine due to the variability of the resource during curtailment periods. In some cases, the curtailed MWh estimates were provided by the IPPs under curtailment. The Company does not make any representations as to the accuracy of the curtailed MWh. The estimated MWh of non-dispatchable resources curtailed for the month are provided in Attachment 6, corresponding to each curtailment event.

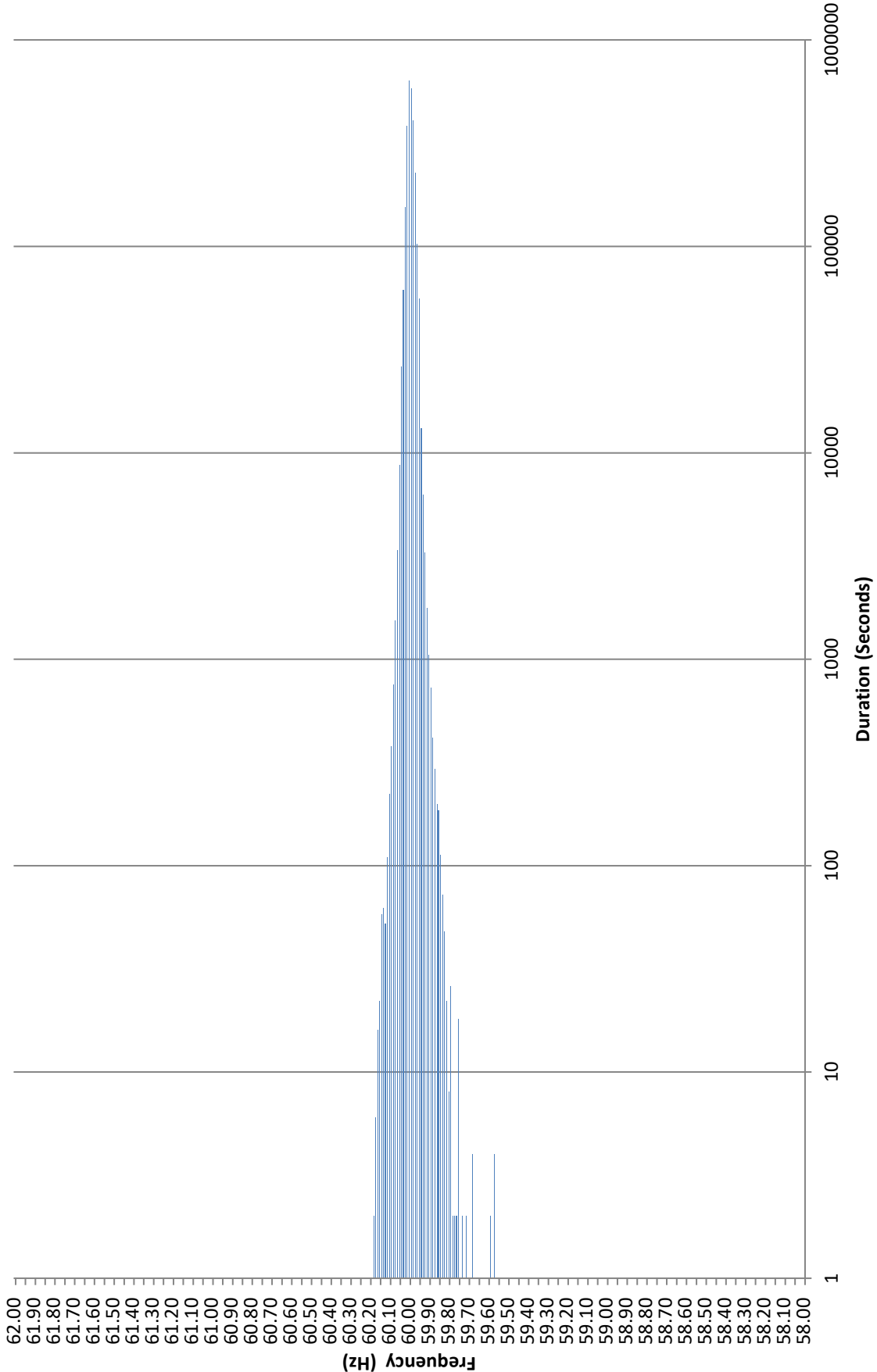
**Frequency Distribution Plot - Hawaiian Electric Company, Inc.  
March 2021**



**Frequency Distribution Plot - Maui Electric Company, Limited  
March 2021**



**Frequency Distribution Plot - Hawai'i Electric Light Company, Inc.  
March 2021**



Hawaiian Electric Company, Inc. Frequency Excursion Statistics March 2021		
Data Rounded to the nearest	<59.95 Hz	>60.05 Hz
Number of Excursions	1684	663
Maximum Duration (sec)	898	594
Maximum Deviation (Hz)	59.448	60.373
Total Duration of Excursions (sec)	28112	10424



Maui Electric Company, Limited Frequency Excursion Statistics March 2021		
	<59.95 Hz	>60.05 Hz
Number of Excursions	5346	3146
Maximum Duration (sec)	352	1426
Maximum Deviation (Hz)	59.238	60.461
Total Duration of Excursions (sec)	34142	23842

Hawai'i Electric Light Company, Inc. Frequency Excursion Statistics March 2021		
	<59.95 Hz	>60.05 Hz
Number of Excursions	7786	1409
Maximum Duration (sec)	150	138
Maximum Deviation (Hz)	59.569	60.179
Total Duration of Excursions (sec)	56614	9864

HAWAIIAN ELECTRIC COMPANY, INC.  
CONTINGENCY RESERVE ACTIVATION EVENTS  
March 2021

Event #	Date & Time	Frequency (Hz)			Spinning Reserve Shortfall (MW)	Duration (HH:MM)	Description
		Prior to Event	Nadir	Trigger			
1	3/6/2021 00:28	59.80	59.69	NA	0.00	0:00	AES tripped offline while generating ~31MW.
2	3/29/2021 4:48	60.39	59.45	NA	0:00	0:00	Kahe 5 was decreasing output from ~118MW in about 30 seconds and tripped offline while generating ~5MW.



HAWAIIAN ELECTRIC COMPANY, INC.  
DEMAND RESPONSE EVENTS  
March 2021

Event #	Date & Time	Frequency (Hz)			Load Shed (MW)	Duration (HH:MM)	Description
		Prior to Event	Nadir	Trigger			
1	3/6/2021 00:28	59.800	59.69	59.70	NA	0:01	AES tripped offline while generating ~31MW. RDLC activated.
2	3/29/2021 4:48	60.39	59.45	59.70	NA	0:04	Kahe 5 was decreasing output from ~118MW in about 30 seconds and tripped offline while generating ~5MW. RDLC/CIDLC activated.

Hawaiian Electric Company, Inc. Curtailment Report March 2021

Start Date/Time	Curtailment Set Point	MW output prior to start of curtailment	End Date/Time	MW output after curtailment released	Estimated MWh of curtailed energy during event (1)	IPP/Facility	Reason for Curtailment
03/01/21 06:14	0.0	0.00	03/01/21 16:11	0	*	North	System Constraints
03/01/21 06:16	0.0	0.00	03/01/21 16:12	0	*	South	System Constraints
03/01/21 06:18	0.0	0.00	03/01/21 08:59	0	*	MFO	System Constraints
03/01/21 06:31	0.0	13.60	03/01/21 08:51	0	*	KWMakai	System Constraints
03/01/21 06:31	0.0	30.00	03/01/21 16:06	0	*	KWMauka	System Constraints
03/01/21 06:50	0.0	0.00	03/01/21 08:45	0	*	KSMakai	System Constraints
03/01/21 06:51	0.0	0.00	03/01/21 16:04	0	*	KSMauka	System Constraints
03/01/21 08:07	0.0	0.00	03/01/21 08:48	0	*	KWF	System Constraints
03/01/21 13:49	0.0	17.40	03/01/21 16:06	0	*	KWMakai	System Constraints
03/01/21 13:54	0.0	1.81	03/01/21 16:04	0	*	KSMakai	System Constraints
03/01/21 14:00	0.0	11.90	03/01/21 16:22	0	*	KWF	System Constraints
03/02/21 05:59	0.0	0.00	03/02/21 17:45	0	136.47	WestL	System Constraints
03/02/21 06:51	0.0	0.00	03/04/21 19:30	0	*	MFO	System Constraints
03/02/21 06:57	0.0	10.00	03/04/21 17:27	0	*	KWF	System Constraints
03/02/21 07:01	0.0	10.00	03/04/21 16:28	0	*	KWMakai	System Constraints
03/02/21 07:01	0.0	20.00	03/02/21 08:25	0	*	KWMauka	System Constraints
03/02/21 07:03	0.0	0.00	03/04/21 16:32	0	*	KSMakai	System Constraints
03/02/21 07:03	0.0	0.00	03/02/21 08:26	0	*	KSMauka	System Constraints
03/02/21 07:14	0.0	0.00	03/02/21 07:24	0	*	KREP	System Constraints
03/02/21 16:50	0.0	1.90	03/02/21 16:57	0	*	KREP	System Constraints
03/02/21 19:59	0.0	23.50	03/02/21 20:28	0	*	NPM	System Constraints
03/03/21 06:35	0.0	5.00	03/03/21 16:03	0	*	KWMauka	System Constraints
03/03/21 06:45	0.0	0.00	03/03/21 16:09	0	*	North	System Constraints
03/03/21 06:45	0.0	0.00	03/03/21 16:10	0	*	South	System Constraints
03/03/21 06:58	0.0	21.50	03/03/21 07:26	0	*	NPM	System Constraints
03/03/21 07:32	0.0	1.00	03/03/21 08:22	0	*	NPM	System Constraints
03/03/21 07:47	0.0	0.00	03/03/21 16:05	0	*	KSMauka	System Constraints
03/03/21 17:57	0.0	15.70	03/03/21 18:26	0	*	NPM	System Constraints
03/04/21 06:46	0.0	4.70	03/04/21 06:59	0	*	NPM	System Constraints
03/04/21 15:09	0.0	4.00	03/04/21 15:34	0	*	NPM	System Constraints
03/04/21 17:47	0.0	0.00	03/04/21 17:58	0	*	KWF	Facility Requested
03/04/21 18:12	0.0	0.00	03/04/21 19:21	0	*	KWF	Facility Requested
03/04/21 19:39	0.0	0.00	03/05/21 10:14	0	*	KWF	Facility Requested
03/05/21 06:36	0.0	18.00	03/05/21 06:55	0	*	NPM	System Constraints
03/05/21 14:44	0.0	18.00	03/05/21 15:30	0	*	NPM	System Constraints
03/07/21 09:42	0.0	6.70	03/07/21 15:49	0	*	KSMauka	Oversupply
03/07/21 09:42	0.0	14.00	03/07/21 15:49	0	*	KSMakai	Oversupply
03/07/21 10:22	0.0	3.10	03/07/21 15:44	0	*	Aloha2	Oversupply
03/07/21 10:22	0.0	1.60	03/07/21 14:34	0	*	MFO	Oversupply
03/07/21 10:22	0.0	12.90	03/07/21 14:24	0	*	NPM	Oversupply
03/07/21 10:50	6.8	12.17	03/07/21 11:38	6.78	*	Lani	Oversupply
03/07/21 10:50	23.2	41.39	03/07/21 11:38	23.1	*	Waipio	Oversupply
03/07/21 11:38	0.0	6.78	03/07/21 14:16	0	*	Lani	Oversupply
03/07/21 11:38	0.0	23.1	03/07/21 14:17	0	*	Waipio	Oversupply
03/07/21 14:38	0.0	5.93	03/07/21 14:44	0	*	Lani	System Constraints
03/07/21 14:38	0.0	26.85	03/07/21 14:44	18.17	*	Waipio	System Constraints
03/07/21 15:38	0.0	13.11	03/08/21 04:14	0	*	Lani	System Constraints
03/07/21 15:38	0.0	39.04	03/08/21 04:51	0	*	Waipio	System Constraints
03/08/21 04:38	0.0	0.00	03/08/21 04:52	0	*	Lani	System Constraints
03/08/21 06:52	0.0	0.00	03/08/21 07:17	0	*	North	System Constraints
03/08/21 06:53	0.0	0.00	03/08/21 07:16	0	*	South	System Constraints
03/08/21 16:15	0.0	0.10	03/11/21 12:37	0	*	South	System Constraints
03/08/21 16:15	0.0	0.30	03/11/21 12:37	0	*	North	System Constraints
03/08/21 16:17	0.0	8.60	03/08/21 17:48	0	*	KWMakai	System Constraints
03/08/21 16:17	0.0	23.00	03/08/21 17:48	0	*	KWMauka	System Constraints
03/08/21 16:19	0.0	1.10	03/08/21 17:17	0	*	KSMauka	System Constraints
03/08/21 16:19	0.0	0.60	03/08/21 17:17	0	*	KSMakai	System Constraints
03/08/21 16:20	0.0	0.20	03/08/21 17:18	0	*	MFO	System Constraints
03/08/21 16:35	0.0	14.80	03/08/21 17:19	0	*	KWF	System Constraints
03/09/21 06:27	0.0	16.00	03/09/21 07:42	0	*	NPM	System Constraints
03/10/21 06:32	0.0	0.00	03/10/21 07:48	0	*	Aloha1	System Constraints

Hawaiian Electric Company, Inc. Curtailment Report March 2021

Start Date/Time	Curtailment Set Point	MW output prior to start of curtailment	End Date/Time	MW output after curtailment released	Estimated MWh of curtailed energy during event (1)	IPP/Facility	Reason for Curtailment
03/10/21 15:48	0.0	3.30	03/10/21 17:36	0	*	Aloha1	System Constraints
03/11/21 08:44	0.0	8.98	03/11/21 11:02	0	*	Waianae	System Constraints
03/12/21 06:21	0.0	1.00	03/12/21 17:41	0	*	NPM	System Constraints
03/12/21 08:17	0.0	1.00	03/12/21 11:29	0	*	KREP	System Constraints
03/12/21 08:19	0.0	2.00	03/12/21 10:35	0	14.41	WestL	System Constraints
03/12/21 12:36	0.0	16.30	03/12/21 12:43	0	0.83	WestL	Facility Requested
03/14/21 14:10	0.0	-13.12	03/14/21 14:50	0	*	KSMauka	Oversupply
03/14/21 14:10	0.0	12.00	03/14/21 14:50	0	*	KSMakai	Oversupply
03/14/21 14:11	0.0	2.52	03/14/21 14:50	0	*	Aloha2	Oversupply
03/14/21 14:11	0.0	2.23	03/14/21 14:49	0	*	MFO	Oversupply
03/15/21 06:13	0.0	0.00	03/16/21 17:07	0	*	NPM	System Constraints
03/16/21 06:27	0.0	0.00	03/16/21 06:41	0	*	Waianae	System Constraints
03/16/21 15:52	0.0	16.90	03/16/21 17:03	0	*	Waianae	System Constraints
03/17/21 06:34	0.0	22.90	03/17/21 17:21	0	*	NPM	System Constraints
03/17/21 08:19	0.0	8.36	03/17/21 08:28	0	0.82	WestL	Facility Requested
03/17/21 08:51	0.0	12.00	03/17/21 09:01	3.93	0.91	WestL	Facility Requested
03/17/21 11:16	0.0	19.00	03/17/21 15:02	0	*	KSMakai	Oversupply
03/17/21 11:17	0.0	15.00	03/17/21 15:04	0	*	KSMauka	Oversupply
03/17/21 12:40	0.0	4.00	03/17/21 14:49	0	*	Aloha2	Oversupply
03/17/21 12:45	7.2	13.91	03/17/21 13:45	7.29	*	Lani	System Constraints
03/17/21 12:45	30.0	43.50	03/17/21 14:45	22.86	*	Waipio	System Constraints
03/17/21 13:45	7.2	7.29	03/17/21 14:45	7.25	*	Lani	System Constraints
03/17/21 17:35	0.0	0.00	03/17/21 17:57	0	*	NPM	System Constraints
03/18/21 06:32	0.0	23.20	03/18/21 15:48	0	*	NPM	System Constraints
03/19/21 09:16	0.0	19.00	03/19/21 15:32	0	*	KSMakai	Oversupply
03/19/21 09:16	0.0	17.00	03/19/21 15:33	0	*	KSMauka	Oversupply
03/19/21 09:22	0.0	4.00	03/19/21 15:30	0	*	Aloha2	Oversupply
03/19/21 10:11	0.0	23.20	03/19/21 15:26	0	*	NPM	Oversupply
03/19/21 10:21	0.0	12.87	03/19/21 15:01	0	*	Lani	Oversupply
03/19/21 10:21	0.0	40.21	03/19/21 15:01	0	*	Waipio	Oversupply
03/19/21 10:32	0.0	19.90	03/19/21 14:54	0	80.78	WestL	Oversupply
03/19/21 12:43	0.0	24.00	03/19/21 13:07	0	*	KWMauka	System Constraints
03/19/21 12:43	0.0	10.00	03/19/21 13:07	0	*	KWMakai	System Constraints
03/19/21 13:10	0.0	0.00	03/19/21 14:04	0	*	KWF	System Constraints
03/20/21 09:33	0.0	3.80	03/20/21 14:28	0	*	KSMauka	Oversupply
03/20/21 09:33	0.0	3.70	03/20/21 14:27	0	*	KSMakai	Oversupply
03/20/21 09:37	0.0	4.10	03/20/21 14:25	0	*	Aloha2	Oversupply
03/20/21 09:45	0.0	15.10	03/20/21 14:22	0	*	NPM	Oversupply
03/20/21 10:04	0.0	8.89	03/20/21 14:21	0	*	Lani	Oversupply
03/20/21 10:04	0.0	22.16	03/20/21 14:21	0	*	Waipio	Oversupply
03/20/21 11:24	0.0	19.90	03/20/21 13:52	0	43.24	WestL	Oversupply
03/20/21 11:27	0.0	26.10	03/20/21 13:35	0	*	Waianae	Oversupply
03/20/21 14:41	0.0	11.60	03/20/21 15:11	0	*	KSMauka	Oversupply
03/20/21 14:41	0.0	7.40	03/20/21 15:11	0	*	KSMakai	Oversupply
03/20/21 14:43	0.0	0.00	03/20/21 15:09	0	*	Aloha2	Oversupply
03/20/21 14:43	0.0	16.20	03/20/21 15:08	0	*	NPM	Oversupply
03/21/21 10:48	0.0	7.70	03/21/21 15:43	0	*	KSMauka	Oversupply
03/21/21 10:48	0.0	4.30	03/21/21 15:41	0	*	KSMakai	Oversupply
03/21/21 10:51	0.0	3.50	03/21/21 15:41	0	*	Aloha2	Oversupply
03/21/21 10:53	0.0	23.50	03/21/21 15:35	0	*	NPM	Oversupply
03/21/21 10:58	11.3	7.53	03/21/21 10:59	8.32	*	Lani	Oversupply
03/21/21 10:58	18.7	12.31	03/21/21 10:59	11.84	*	Waipio	Oversupply
03/21/21 10:59	0.0	8.32	03/21/21 15:34	0	*	Lani	Oversupply
03/21/21 10:59	0.0	11.84	03/21/21 15:34	0	*	Waipio	Oversupply
03/21/21 11:07	0.0	8.50	03/21/21 15:03	0	75.19	WestL	Oversupply
03/21/21 11:18	0.0	26.20	03/21/21 14:58	0	*	Waianae	Oversupply
03/21/21 11:57	0.0	3.30	03/21/21 14:56	0	*	Aloha1	Oversupply
03/21/21 12:03	0.0	4.10	03/21/21 14:55	0	*	North	Oversupply
03/21/21 12:04	0.0	1.40	03/21/21 14:55	0	*	South	Oversupply
03/21/21 12:09	0.0	4.50	03/21/21 14:38	0	*	KREP	Oversupply
03/21/21 12:16	0.0	4.40	03/21/21 14:35	0	*	KLS2	Oversupply
03/21/21 12:21	0.0	14.30	03/21/21 14:15	0	*	KWMakai	Oversupply
03/21/21 12:22	0.0	38.90	03/21/21 14:11	0	*	KWMauka	Oversupply
03/22/21 06:40	0.0	0.00	03/22/21 17:07	0	*	Aloha1	System Constraints

Hawaiian Electric Company, Inc. Curtailment Report March 2021

Start Date/Time	Curtailment Set Point	MW output prior to start of curtailment	End Date/Time	MW output after curtailment released	Estimated MWh of curtailed energy during event (1)	IPP/Facility	Reason for Curtailment
03/22/21 06:42	0.0	0.00	03/22/21 07:19	0	*	Waianae	System Constraints
03/22/21 16:31	0.0	18.90	03/22/21 17:05	0	*	Waianae	System Constraints
03/22/21 10:34	0.0	7.20	03/22/21 12:50	0	*	KSMauka	Oversupply
03/22/21 10:34	0.0	9.30	03/22/21 12:50	0	*	KSMakai	Oversupply
03/22/21 10:43	0.0	4.10	03/22/21 12:44	0	*	Aloha2	Oversupply
03/22/21 10:59	0.0	0.00	03/22/21 12:40	0	*	NPM	Oversupply
03/22/21 11:23	8.0	13.53	03/22/21 12:02	8.04	*	Lani	Oversupply
03/22/21 11:23	22.0	37.17	03/22/21 12:02	21.92	*	Waipio	Oversupply
03/22/21 12:02	0.0	8.04	03/22/21 12:32	0	*	Lani	Oversupply
03/22/21 12:02	0.0	21.92	03/22/21 12:25	0	*	Waipio	Oversupply
03/22/21 12:25	30.0	0.00	03/22/21 12:32	10.67	*	Waipio	Oversupply
03/23/21 06:24	0.0	0.00	03/23/21 07:07	0	*	NPM	System Constraints
03/23/21 15:12	0.0	0.30	03/23/21 15:32	0	*	NPM	System Constraints
03/27/21 03:02	0.0	3.20	03/27/21 03:46	0	*	KWF	System Constraints
03/27/21 03:04	0.0	0.00	03/27/21 03:45	0	*	KWMakai	System Constraints
03/27/21 03:07	0.0	0.00	03/27/21 03:37	0	*	KSMakai	System Constraints
03/27/21 03:10	0.0	14.30	03/27/21 17:30	0	*	NPM	System Constraints
03/27/21 10:14	0.0	20.70	03/27/21 15:15	0	*	KSMauka	Oversupply
03/27/21 10:14	0.0	13.50	03/27/21 15:14	0	*	KSMakai	Oversupply
03/27/21 10:15	0.0	4.10	03/27/21 15:01	0	*	Aloha2	Oversupply
03/27/21 10:26	11.2	10.20	03/27/21 10:28	9.54	*	Lani	Oversupply
03/27/21 10:26	18.8	17.00	03/27/21 10:28	17.23	*	Waipio	Oversupply
03/27/21 10:28	0.0	9.54	03/27/21 14:56	0	*	Lani	Oversupply
03/27/21 10:28	0.0	17.23	03/27/21 14:43	0	*	Waipio	Oversupply
03/27/21 14:43	20.0	0.00	03/27/21 14:50	12.55	*	Waipio	Oversupply
03/27/21 14:50	40.0	12.55	03/27/21 14:56	22.86	*	Waipio	Oversupply
03/27/21 12:35	0.0	19.90	03/27/21 13:42	0	19.42	WestL	Oversupply
03/27/21 16:18	0.0	3.40	03/27/21 17:23	0	*	KWF	System Constraints
03/27/21 16:13	0.0	4.10	03/27/21 17:28	0	*	KWMakai	System Constraints
03/27/21 16:15	0.0	9.30	03/27/21 17:17	0	*	KWMauka	System Constraints
03/28/21 15:28	0.0	5.40	03/28/21 16:04	0	*	KSMakai	Oversupply
03/28/21 15:30	0.0	3.80	03/28/21 16:02	0	*	Aloha2	Oversupply
03/28/21 15:35	0.0	22.60	03/28/21 15:57	0	*	NPM	Oversupply
03/31/21 06:27	0.0	0.00	03/31/21 17:34	0	*	Waianae	System Constraints
03/31/21 06:28	0.0	0.00	03/31/21 06:42	0	*	Aloha1	System Constraints
03/31/21 06:31	0.0	0.80	03/31/21 06:58	0	*	NPM	System Constraints
03/31/21 15:21	0.0	8.10	03/31/21 15:45	0	*	NPM	System Constraints
03/31/21 16:44	0.0	2.10	03/31/21 17:33	0	*	Aloha1	System Constraints
03/31/21 17:34	0.0	0.00	04/01/21 06:51	0	*	Waianae	Facility Requested

Aloha1 = Aloha Solar Energy Fund I  
Aloha2 = Aloha Solar Energy Fund II  
KLS2 = Kalaeloa Solar Two  
KREP = Kalaeloa Renewable Energy Partners  
KWF = Kahuku Wind Power  
Lani = Lanikuhana Solar  
MFO = Mauka FIT One Solar  
NPM = Na Pua Makani Power Partners  
KSMakai = Kawailoa Solar Makai  
KSMauka = Kawailoa Solar Mauka  
KWMakai = Kawailoa Wind Makai  
KWMauka = Kawailoa Wind Mauka  
North = Waihonu North  
South = Waihonu South  
Waianae = EE Waianae Solar Project  
Waipio = Waipio PV  
WestL = West Loch PV

(1) The estimated MWh of energy curtailed during the event is supplied by IPP, and HECO does not make any representations as to its accuracy.  
\* Data has not been provided by IPP.





**Maui Curtailment Report**

**March 2021**

Start Date and Time	Duration (minutes)	IPP Curtailed	Estimated Curtailed MWH	Peak MW Curtailed	Reasons for Curtailment
3/1/2021 0:00	6:54	KWP	124.741	20.70757	Oversupply
3/1/2021 0:24	0:01	AWE	0.002	20.40000	Oversupply
3/1/2021 0:43	0:12	AWE	0.258	20.50000	Oversupply
3/1/2021 0:56	4:27	AWE	30.616	20.80000	Oversupply
3/1/2021 5:24	0:04	AWE	0.018	20.20000	Oversupply
3/1/2021 6:55	0:01	BS250	Data is not available	Data is not available	Oversupply
3/1/2021 6:57	0:06	BS250	Data is not available	Data is not available	Oversupply
3/1/2021 6:58	0:05	KWP	0.068	20.70757	Oversupply
3/1/2021 7:05	0:03	BS250	Data is not available	Data is not available	Oversupply
3/1/2021 7:07	0:01	KWP	0.006	20.70757	Oversupply
3/1/2021 7:11	0:39	BS250	Data is not available	Data is not available	Oversupply
3/1/2021 7:12	0:40	KWP	2.449	20.70757	Oversupply
3/1/2021 7:12	0:40	SSA3	0.194	0.01300	Oversupply
3/1/2021 7:25	0:01	AWE	0.018	19.70000	Oversupply
3/1/2021 7:27	0:58	AWE	6.731	18.70000	Facility requested
3/1/2021 7:51	0:01	BS250	Data is not available	Data is not available	Oversupply
3/1/2021 8:11	0:13	17-2	0.018	0.15600	Oversupply
3/1/2021 8:11	0:02	SSA3	0.012	0.11600	Oversupply
3/1/2021 8:13	0:04	BS250	Data is not available	Data is not available	Oversupply
3/1/2021 8:13	0:04	SSA3	0.028	0.01400	Oversupply
3/1/2021 8:14	0:05	KWP	0.081	20.70757	Oversupply
3/1/2021 8:17	0:02	SSA3	0.017	0.00100	Oversupply
3/1/2021 8:18	0:01	BS250	Data is not available	Data is not available	Oversupply
3/1/2021 8:19	0:02	SSA3	0.017	0.34300	Oversupply
3/1/2021 8:21	0:02	SSA3	0.017	0.78700	Oversupply
3/1/2021 8:22	0:01	BS250	Data is not available	Data is not available	Oversupply
3/1/2021 8:29	0:12	SSA3	0.210	0.80500	Oversupply
3/1/2021 8:30	0:11	17-2	0.023	0.25300	Oversupply
3/1/2021 8:30	0:10	BS250	Data is not available	Data is not available	Oversupply
3/1/2021 8:31	0:10	KWP	0.524	20.70757	Oversupply
3/1/2021 8:43	0:53	17-2	0.183	0.63800	Oversupply
3/1/2021 8:43	0:28	SSA3	0.710	0.02100	Oversupply
3/1/2021 8:44	0:28	BS250	Data is not available	Data is not available	Oversupply
3/1/2021 8:46	0:27	KWP	3.130	20.70757	Oversupply
3/1/2021 9:11	0:02	SSA3	0.053	0.00500	Oversupply
3/1/2021 9:13	0:02	SSA3	0.055	0.14900	Oversupply
3/1/2021 9:15	0:20	SSA3	0.565	0.30600	Oversupply
3/1/2021 9:16	0:19	BS250	Data is not available	Data is not available	Oversupply
3/1/2021 9:17	0:18	KWP	1.983	20.70757	Oversupply
3/1/2021 9:23	72:28	AWE	Data is not available	Data is not available	Facility requested
3/1/2021 9:38	4:55	17-2	2.479	0.75000	Oversupply
3/1/2021 9:38	1:36	BS250	Data is not available	Data is not available	Oversupply
3/1/2021 9:38	1:37	KWP	26.846	20.70757	Oversupply
3/1/2021 9:38	2:01	SSA3	4.149	0.51500	Oversupply
3/1/2021 9:41	0:01	KWP	0.002	27.19121	Oversupply
3/1/2021 10:22	0:06	5A	Data is not available	Data is not available	Oversupply
3/1/2021 10:22	0:06	SAG	Data is not available	Data is not available	Oversupply
3/1/2021 10:24	0:02	KWP	0.002	27.40220	Oversupply
3/1/2021 10:30	0:03	5A	Data is not available	Data is not available	Oversupply
3/1/2021 10:30	0:03	SAG	Data is not available	Data is not available	Oversupply
3/1/2021 10:34	0:04	5A	Data is not available	Data is not available	Oversupply
3/1/2021 10:34	0:04	SAG	Data is not available	Data is not available	Oversupply
3/1/2021 10:39	0:02	5A	Data is not available	Data is not available	Oversupply
3/1/2021 10:39	0:02	SAG	Data is not available	Data is not available	Oversupply
3/1/2021 10:43	0:02	5A	Data is not available	Data is not available	Oversupply
3/1/2021 10:43	0:02	SAG	Data is not available	Data is not available	Oversupply
3/1/2021 10:44	0:01	KWP	0.003	27.40220	Oversupply
3/1/2021 10:47	0:03	5A	Data is not available	Data is not available	Oversupply
3/1/2021 10:47	0:03	SAG	Data is not available	Data is not available	Oversupply
3/1/2021 10:50	0:01	KWP	0.001	24.71209	Oversupply
3/1/2021 10:52	0:03	5A	Data is not available	Data is not available	Oversupply
3/1/2021 10:52	0:03	SAG	Data is not available	Data is not available	Oversupply
3/1/2021 10:54	0:01	KWP	0.001	26.34725	Oversupply
3/1/2021 10:56	0:01	5A	Data is not available	Data is not available	Oversupply
3/1/2021 10:56	0:01	SAG	Data is not available	Data is not available	Oversupply
3/1/2021 10:57	0:01	KWP	0.003	25.97802	Oversupply
3/1/2021 11:00	0:01	5A	Data is not available	Data is not available	Oversupply
3/1/2021 11:00	0:01	SAG	Data is not available	Data is not available	Oversupply
3/1/2021 11:01	0:01	KWP	0.008	26.76923	Oversupply
3/1/2021 11:04	0:01	5A	Data is not available	Data is not available	Oversupply
3/1/2021 11:04	0:01	SAG	Data is not available	Data is not available	Oversupply
3/1/2021 11:05	0:01	KWP	0.005	24.65934	Oversupply
3/1/2021 11:07	0:01	KWP	0.002	26.40000	Oversupply
3/1/2021 11:07	0:03	5A	Data is not available	Data is not available	Oversupply
3/1/2021 11:07	0:03	SAG	Data is not available	Data is not available	Oversupply



**Maui Curtailment Report**

**March 2021**

Start Date and Time	Duration (minutes)	IPP Curtailed	Estimated Curtailed MWH	Peak MW Curtailed	Reasons for Curtailment
3/1/2021 11:15	3:17	BS250	Data is not available	Data is not available	Oversupply
3/1/2021 11:16	0:24	KWP	7.130	20.70757	Oversupply
3/1/2021 11:17	0:05	5A	Data is not available	Data is not available	Oversupply
3/1/2021 11:17	0:05	SAG	Data is not available	Data is not available	Oversupply
3/1/2021 11:26	0:10	5A	Data is not available	Data is not available	Oversupply
3/1/2021 11:26	0:10	SAG	Data is not available	Data is not available	Oversupply
3/1/2021 11:28	0:01	KWP	0.001	21.91648	Oversupply
3/1/2021 11:30	0:02	KWP	0.002	18.75165	Oversupply
3/1/2021 11:39	0:02	SSA3	0.091	-0.00100	Oversupply
3/1/2021 11:41	0:01	5A	Data is not available	Data is not available	Oversupply
3/1/2021 11:41	0:01	SAG	Data is not available	Data is not available	Oversupply
3/1/2021 11:41	0:33	KWP	10.547	20.70757	Oversupply
3/1/2021 11:41	2:52	SSA3	6.882	0.00400	Oversupply
3/1/2021 11:44	0:02	5A	Data is not available	Data is not available	Oversupply
3/1/2021 11:44	0:02	SAG	Data is not available	Data is not available	Oversupply
3/1/2021 11:45	0:01	KWP	0.002	19.12088	Oversupply
3/1/2021 11:48	0:03	5A	Data is not available	Data is not available	Oversupply
3/1/2021 11:48	0:03	SAG	Data is not available	Data is not available	Oversupply
3/1/2021 11:53	0:07	5A	Data is not available	Data is not available	Oversupply
3/1/2021 11:53	0:07	SAG	Data is not available	Data is not available	Oversupply
3/1/2021 11:54	0:01	KWP	0.002	14.95385	Oversupply
3/1/2021 11:58	0:01	KWP	0.003	12.47473	Oversupply
3/1/2021 12:03	0:07	5A	Data is not available	Data is not available	Oversupply
3/1/2021 12:03	0:07	SAG	Data is not available	Data is not available	Oversupply
3/1/2021 12:07	0:01	KWP	0.003	10.04835	Oversupply
3/1/2021 12:09	0:01	KWP	0.002	6.98901	Oversupply
3/1/2021 12:15	2:17	KWP	42.430	20.70757	Oversupply
3/1/2021 12:16	0:03	5A	Data is not available	Data is not available	Oversupply
3/1/2021 12:16	0:03	SAG	Data is not available	Data is not available	Oversupply
3/1/2021 12:17	0:01	KWP	0.001	14.32088	Oversupply
3/1/2021 12:20	0:07	5A	Data is not available	Data is not available	Oversupply
3/1/2021 12:20	0:07	SAG	Data is not available	Data is not available	Oversupply
3/1/2021 12:21	0:01	KWP	0.002	10.73407	Oversupply
3/1/2021 12:24	0:01	KWP	0.002	7.20000	Oversupply
3/1/2021 12:26	0:01	KWP	0.002	4.93187	Oversupply
3/1/2021 12:32	0:01	KWP	0.003	9.04615	Oversupply
3/1/2021 12:34	0:01	5A	Data is not available	Data is not available	Oversupply
3/1/2021 12:34	0:01	SAG	Data is not available	Data is not available	Oversupply
3/1/2021 12:38	0:04	5A	Data is not available	Data is not available	Oversupply
3/1/2021 12:38	0:02	KWP	0.002	13.74066	Oversupply
3/1/2021 12:38	0:04	SAG	Data is not available	Data is not available	Oversupply
3/1/2021 12:41	0:01	KWP	0.001	11.05055	Oversupply
3/1/2021 12:45	0:07	5A	Data is not available	Data is not available	Oversupply
3/1/2021 12:45	0:07	SAG	Data is not available	Data is not available	Oversupply
3/1/2021 12:49	0:01	KWP	0.002	14.42637	Oversupply
3/1/2021 12:53	0:02	5A	Data is not available	Data is not available	Oversupply
3/1/2021 12:53	0:02	SAG	Data is not available	Data is not available	Oversupply
3/1/2021 13:00	0:01	5A	Data is not available	Data is not available	Oversupply
3/1/2021 13:00	0:01	SAG	Data is not available	Data is not available	Oversupply
3/1/2021 13:02	0:02	5A	Data is not available	Data is not available	Oversupply
3/1/2021 13:02	0:02	SAG	Data is not available	Data is not available	Oversupply
3/1/2021 13:05	0:01	KWP	0.001	21.12527	Oversupply
3/1/2021 13:05	0:09	5A	Data is not available	Data is not available	Oversupply
3/1/2021 13:05	0:09	SAG	Data is not available	Data is not available	Oversupply
3/1/2021 13:07	0:01	KWP	0.002	19.70110	Oversupply
3/1/2021 13:13	0:03	KWP	0.004	13.95165	Oversupply
3/1/2021 13:20	0:08	5A	Data is not available	Data is not available	Oversupply
3/1/2021 13:20	0:08	SAG	Data is not available	Data is not available	Oversupply
3/1/2021 13:23	0:01	KWP	0.001	17.43297	Oversupply
3/1/2021 13:34	0:04	5A	Data is not available	Data is not available	Oversupply
3/1/2021 13:34	0:04	SAG	Data is not available	Data is not available	Oversupply
3/1/2021 13:41	0:04	5A	Data is not available	Data is not available	Oversupply
3/1/2021 13:41	0:04	SAG	Data is not available	Data is not available	Oversupply
3/1/2021 13:42	0:01	KWP	0.002	16.11429	Oversupply
3/1/2021 13:48	0:02	5A	Data is not available	Data is not available	Oversupply
3/1/2021 13:48	0:02	SAG	Data is not available	Data is not available	Oversupply
3/1/2021 13:54	0:01	5A	Data is not available	Data is not available	Oversupply
3/1/2021 13:54	0:01	SAG	Data is not available	Data is not available	Oversupply
3/1/2021 13:55	0:01	KWP	0.002	25.50330	Oversupply
3/1/2021 14:00	0:05	5A	Data is not available	Data is not available	Oversupply
3/1/2021 14:00	0:05	SAG	Data is not available	Data is not available	Oversupply
3/1/2021 14:08	0:01	KWP	0.001	26.61099	Oversupply
3/1/2021 14:08	0:03	5A	Data is not available	Data is not available	Oversupply
3/1/2021 14:08	0:03	SAG	Data is not available	Data is not available	Oversupply
3/1/2021 14:14	0:04	5A	Data is not available	Data is not available	Oversupply



**Maui Curtailment Report**

**March 2021**

Start Date and Time	Duration (minutes)	IPP Curtailed	Estimated Curtailed MWH	Peak MW Curtailed	Reasons for Curtailment
3/1/2021 14:14	0:04	SAG	Data is not available	Data is not available	Oversupply
3/1/2021 14:16	0:01	KWP	0.001	25.34505	Oversupply
3/1/2021 14:19	0:02	5A	Data is not available	Data is not available	Oversupply
3/1/2021 14:19	0:02	SAG	Data is not available	Data is not available	Oversupply
3/1/2021 14:24	0:04	5A	Data is not available	Data is not available	Oversupply
3/1/2021 14:24	0:04	SAG	Data is not available	Data is not available	Oversupply
3/1/2021 14:34	1:27	17-2	0.568	0.73600	Oversupply
3/1/2021 14:34	1:11	BS250	Data is not available	Data is not available	Oversupply
3/1/2021 14:34	0:03	KWP	0.674	19.21064	Oversupply
3/1/2021 14:34	1:11	SSA3	2.056	0.00700	Oversupply
3/1/2021 14:38	1:07	KWP	11.124	20.70757	Oversupply
3/1/2021 15:45	0:02	SSA3	0.024	0.22000	Oversupply
3/1/2021 15:47	0:02	SSA3	0.023	0.56700	Oversupply
3/1/2021 15:49	0:02	SSA3	0.024	1.28000	Oversupply
3/1/2021 15:51	0:02	SSA3	0.024	0.54100	Oversupply
3/1/2021 15:52	0:02	BS250	Data is not available	Data is not available	Oversupply
3/1/2021 15:53	0:01	KWP	0.001	20.70757	Oversupply
3/1/2021 15:53	0:02	SSA3	0.024	0.01700	Oversupply
3/1/2021 15:55	0:02	SSA3	0.024	0.15900	Oversupply
3/1/2021 15:57	0:02	SSA3	0.024	0.13900	Oversupply
3/1/2021 15:58	0:01	BS250	Data is not available	Data is not available	Oversupply
3/1/2021 15:59	0:02	SSA3	0.010	0.37400	Oversupply
3/1/2021 16:48	0:02	SSA3	-0.001	1.11900	Oversupply
3/2/2021 1:00	0:01	KWP	0.003	20.70757	Oversupply
3/2/2021 1:06	0:17	KWP	0.173	20.70757	Oversupply
3/2/2021 1:28	3:07	KWP	11.088	20.70757	Oversupply
3/2/2021 4:37	0:04	KWP	0.025	20.70757	Oversupply
3/2/2021 5:01	0:04	KWP	0.008	20.70757	Oversupply
3/2/2021 8:43	7:22	17-2	3.930	0.75000	Oversupply
3/2/2021 8:44	0:02	SSA3	0.019	0.07700	Oversupply
3/2/2021 8:46	0:02	SSA3	0.042	1.42100	Oversupply
3/2/2021 8:48	0:02	SSA3	0.042	0.50200	Oversupply
3/2/2021 8:50	0:02	SSA3	0.042	0.13900	Oversupply
3/2/2021 8:52	0:02	SSA3	0.042	0.29700	Oversupply
3/2/2021 8:53	0:08	BS250	Data is not available	Data is not available	Oversupply
3/2/2021 8:54	0:08	SSA3	0.181	0.00500	Oversupply
3/2/2021 8:56	0:05	KWP	0.058	20.70757	Oversupply
3/2/2021 9:02	0:02	SSA3	0.055	0.22900	Oversupply
3/2/2021 9:04	0:02	SSA3	0.055	0.77500	Oversupply
3/2/2021 9:05	5:47	BS250	Data is not available	Data is not available	Oversupply
3/2/2021 9:06	6:41	KWP	110.135	20.70757	Oversupply
3/2/2021 9:06	6:42	SSA3	17.450	0.00800	Oversupply
3/2/2021 10:32	0:05	5A	Data is not available	Data is not available	Oversupply
3/2/2021 10:32	0:05	SAG	Data is not available	Data is not available	Oversupply
3/2/2021 10:38	0:09	5A	Data is not available	Data is not available	Oversupply
3/2/2021 10:38	0:09	SAG	Data is not available	Data is not available	Oversupply
3/2/2021 10:39	0:02	KWP	0.003	26.66374	Oversupply
3/2/2021 10:45	0:01	KWP	0.001	20.96703	Oversupply
3/2/2021 10:48	0:01	5A	Data is not available	Data is not available	Oversupply
3/2/2021 10:48	0:01	SAG	Data is not available	Data is not available	Oversupply
3/2/2021 10:50	0:02	5A	Data is not available	Data is not available	Oversupply
3/2/2021 10:50	0:02	SAG	Data is not available	Data is not available	Oversupply
3/2/2021 10:53	0:03	5A	Data is not available	Data is not available	Oversupply
3/2/2021 10:53	0:03	SAG	Data is not available	Data is not available	Oversupply
3/2/2021 10:57	0:04	5A	Data is not available	Data is not available	Oversupply
3/2/2021 10:57	0:04	SAG	Data is not available	Data is not available	Oversupply
3/2/2021 11:01	0:01	KWP	0.001	20.07033	Oversupply
3/2/2021 11:03	0:03	5A	Data is not available	Data is not available	Oversupply
3/2/2021 11:03	0:03	SAG	Data is not available	Data is not available	Oversupply
3/2/2021 11:04	0:01	KWP	0.003	20.43956	Oversupply
3/2/2021 11:07	0:22	5A	Data is not available	Data is not available	Oversupply
3/2/2021 11:07	0:22	SAG	Data is not available	Data is not available	Oversupply
3/2/2021 11:10	0:01	KWP	0.001	21.81099	Oversupply
3/2/2021 11:17	0:01	KWP	0.001	15.58681	Oversupply
3/2/2021 11:25	0:01	KWP	0.002	14.63736	Oversupply
3/2/2021 11:30	0:03	5A	Data is not available	Data is not available	Oversupply
3/2/2021 11:30	0:03	SAG	Data is not available	Data is not available	Oversupply
3/2/2021 11:35	0:06	5A	Data is not available	Data is not available	Oversupply
3/2/2021 11:35	0:06	SAG	Data is not available	Data is not available	Oversupply
3/2/2021 11:37	0:01	KWP	0.001	17.90769	Oversupply
3/2/2021 11:39	0:01	KWP	0.002	16.69451	Oversupply
3/2/2021 11:45	0:05	5A	Data is not available	Data is not available	Oversupply
3/2/2021 11:45	0:05	SAG	Data is not available	Data is not available	Oversupply
3/2/2021 11:47	0:01	KWP	0.002	18.96264	Oversupply
3/2/2021 11:49	0:01	KWP	0.002	17.80220	Oversupply



**Maui Curtailment Report**

**March 2021**

Start Date and Time	Duration (minutes)	IPP Curtailed	Estimated Curtailed MWH	Peak MW Curtailed	Reasons for Curtailment
3/2/2021 11:51	0:02	5A	Data is not available	Data is not available	Oversupply
3/2/2021 11:51	0:02	SAG	Data is not available	Data is not available	Oversupply
3/2/2021 11:52	0:01	KWP	0.002	16.43077	Oversupply
3/2/2021 11:54	0:06	5A	Data is not available	Data is not available	Oversupply
3/2/2021 11:54	0:06	SAG	Data is not available	Data is not available	Oversupply
3/2/2021 11:58	0:02	KWP	0.002	15.00659	Oversupply
3/2/2021 12:01	0:09	5A	Data is not available	Data is not available	Oversupply
3/2/2021 12:01	0:09	SAG	Data is not available	Data is not available	Oversupply
3/2/2021 12:02	0:01	KWP	0.001	15.79780	Oversupply
3/2/2021 12:09	0:01	KWP	0.001	12.52747	Oversupply
3/2/2021 12:14	0:07	5A	Data is not available	Data is not available	Oversupply
3/2/2021 12:14	0:07	SAG	Data is not available	Data is not available	Oversupply
3/2/2021 12:15	0:01	KWP	0.002	13.37143	Oversupply
3/2/2021 12:22	0:01	5A	Data is not available	Data is not available	Oversupply
3/2/2021 12:22	0:01	SAG	Data is not available	Data is not available	Oversupply
3/2/2021 12:23	0:01	KWP	0.002	10.25934	Oversupply
3/2/2021 12:24	0:03	5A	Data is not available	Data is not available	Oversupply
3/2/2021 12:24	0:03	SAG	Data is not available	Data is not available	Oversupply
3/2/2021 12:27	0:01	KWP	0.001	7.83297	Oversupply
3/2/2021 12:28	0:05	5A	Data is not available	Data is not available	Oversupply
3/2/2021 12:28	0:05	SAG	Data is not available	Data is not available	Oversupply
3/2/2021 12:34	0:01	5A	Data is not available	Data is not available	Oversupply
3/2/2021 12:34	0:01	KWP	0.001	8.20220	Oversupply
3/2/2021 12:34	0:01	SAG	Data is not available	Data is not available	Oversupply
3/2/2021 12:36	0:01	KWP	0.001	7.72747	Oversupply
3/2/2021 12:36	0:02	5A	Data is not available	Data is not available	Oversupply
3/2/2021 12:36	0:02	SAG	Data is not available	Data is not available	Oversupply
3/2/2021 12:39	0:07	5A	Data is not available	Data is not available	Oversupply
3/2/2021 12:39	0:07	SAG	Data is not available	Data is not available	Oversupply
3/2/2021 12:41	0:02	KWP	0.003	6.72527	Oversupply
3/2/2021 12:50	0:05	5A	Data is not available	Data is not available	Oversupply
3/2/2021 12:50	0:05	SAG	Data is not available	Data is not available	Oversupply
3/2/2021 12:56	0:01	5A	Data is not available	Data is not available	Oversupply
3/2/2021 12:56	0:01	SAG	Data is not available	Data is not available	Oversupply
3/2/2021 12:59	0:01	5A	Data is not available	Data is not available	Oversupply
3/2/2021 12:59	0:01	SAG	Data is not available	Data is not available	Oversupply
3/2/2021 13:03	0:01	5A	Data is not available	Data is not available	Oversupply
3/2/2021 13:03	0:01	SAG	Data is not available	Data is not available	Oversupply
3/2/2021 13:05	0:07	5A	Data is not available	Data is not available	Oversupply
3/2/2021 13:05	0:07	SAG	Data is not available	Data is not available	Oversupply
3/2/2021 13:13	0:07	5A	Data is not available	Data is not available	Oversupply
3/2/2021 13:13	0:07	SAG	Data is not available	Data is not available	Oversupply
3/2/2021 13:16	0:01	KWP	0.002	18.64615	Oversupply
3/2/2021 13:23	0:02	5A	Data is not available	Data is not available	Oversupply
3/2/2021 13:23	0:02	SAG	Data is not available	Data is not available	Oversupply
3/2/2021 13:24	0:01	KWP	0.002	20.38681	Oversupply
3/2/2021 13:26	0:07	5A	Data is not available	Data is not available	Oversupply
3/2/2021 13:26	0:07	SAG	Data is not available	Data is not available	Oversupply
3/2/2021 13:36	0:08	5A	Data is not available	Data is not available	Oversupply
3/2/2021 13:36	0:08	SAG	Data is not available	Data is not available	Oversupply
3/2/2021 13:38	0:02	KWP	0.003	21.70549	Oversupply
3/2/2021 13:45	0:05	5A	Data is not available	Data is not available	Oversupply
3/2/2021 13:45	0:05	SAG	Data is not available	Data is not available	Oversupply
3/2/2021 13:49	0:02	KWP	0.002	20.54506	Oversupply
3/2/2021 13:51	0:05	5A	Data is not available	Data is not available	Oversupply
3/2/2021 13:51	0:05	SAG	Data is not available	Data is not available	Oversupply
3/2/2021 13:53	0:02	KWP	0.003	21.54725	Oversupply
3/2/2021 13:56	0:01	KWP	0.002	21.86374	Oversupply
3/2/2021 13:57	0:28	5A	Data is not available	Data is not available	Oversupply
3/2/2021 13:57	0:28	SAG	Data is not available	Data is not available	Oversupply
3/2/2021 13:58	0:02	KWP	0.003	22.28572	Oversupply
3/2/2021 14:15	0:01	KWP	0.001	24.76484	Oversupply
3/2/2021 14:21	0:01	KWP	0.001	24.44835	Oversupply
3/2/2021 14:23	0:01	KWP	0.001	25.55604	Oversupply
3/2/2021 14:26	0:02	5A	Data is not available	Data is not available	Oversupply
3/2/2021 14:26	0:02	SAG	Data is not available	Data is not available	Oversupply
3/2/2021 14:29	0:03	5A	Data is not available	Data is not available	Oversupply
3/2/2021 14:29	0:03	SAG	Data is not available	Data is not available	Oversupply
3/2/2021 14:33	0:06	5A	Data is not available	Data is not available	Oversupply
3/2/2021 14:33	0:06	SAG	Data is not available	Data is not available	Oversupply
3/2/2021 14:40	0:01	5A	Data is not available	Data is not available	Oversupply
3/2/2021 14:40	0:01	SAG	Data is not available	Data is not available	Oversupply
3/2/2021 14:42	0:02	5A	Data is not available	Data is not available	Oversupply
3/2/2021 14:42	0:02	SAG	Data is not available	Data is not available	Oversupply
3/2/2021 14:53	0:54	BS250	Data is not available	Data is not available	Oversupply



**Maui Curtailment Report**

**March 2021**

Start Date and Time	Duration (minutes)	IPP Curtailed	Estimated Curtailed MWH	Peak MW Curtailed	Reasons for Curtailment
3/2/2021 15:47	0:02	SSA3	0.023	0.26200	Oversupply
3/2/2021 15:49	0:02	SSA3	0.023	0.32200	Oversupply
3/2/2021 15:51	0:02	SSA3	0.023	1.14400	Oversupply
3/2/2021 15:53	0:02	SSA3	0.023	1.45900	Oversupply
3/2/2021 15:55	0:02	SSA3	0.023	1.41600	Oversupply
3/2/2021 15:57	0:02	SSA3	0.023	1.36400	Oversupply
3/2/2021 15:59	0:02	SSA3	-0.009	1.83000	Oversupply
3/2/2021 16:04	0:02	SSA3	0.005	1.56200	Oversupply
3/3/2021 1:43	3:15	KWP/II	8.124	20.70757	Oversupply
3/3/2021 8:28	0:02	SSA3	0.009	1.24100	Oversupply
3/3/2021 8:29	7:56	17-2	5.034	0.75000	Oversupply
3/3/2021 8:30	0:02	SSA3	0.032	0.12700	Oversupply
3/3/2021 8:32	0:02	SSA3	0.032	0.46500	Oversupply
3/3/2021 8:34	0:02	SSA3	0.032	0.66400	Oversupply
3/3/2021 8:36	0:02	SSA3	0.032	0.37100	Oversupply
3/3/2021 8:38	0:02	SSA3	0.032	0.06200	Oversupply
3/3/2021 8:39	0:01	BS250	Data is not available	Data is not available	Oversupply
3/3/2021 8:40	0:02	SSA3	0.032	0.30100	Oversupply
3/3/2021 8:42	5:09	SSA3	13.331	0.03000	Oversupply
3/3/2021 8:43	0:01	BS250	Data is not available	Data is not available	Oversupply
3/3/2021 8:44	4:30	KWP/II	72.957	20.70757	Oversupply
3/3/2021 8:45	4:28	BS250	Data is not available	Data is not available	Oversupply
3/3/2021 10:24	0:05	5A	Data is not available	Data is not available	Oversupply
3/3/2021 10:24	0:05	SAG	Data is not available	Data is not available	Oversupply
3/3/2021 10:31	0:03	5A	Data is not available	Data is not available	Oversupply
3/3/2021 10:31	0:03	SAG	Data is not available	Data is not available	Oversupply
3/3/2021 10:35	0:01	KWP	0.002	24.92308	Oversupply
3/3/2021 10:35	0:08	5A	Data is not available	Data is not available	Oversupply
3/3/2021 10:35	0:08	SAG	Data is not available	Data is not available	Oversupply
3/3/2021 10:41	0:03	KWP	0.005	22.76044	Oversupply
3/3/2021 10:44	0:02	5A	Data is not available	Data is not available	Oversupply
3/3/2021 10:44	0:02	SAG	Data is not available	Data is not available	Oversupply
3/3/2021 10:48	0:05	5A	Data is not available	Data is not available	Oversupply
3/3/2021 10:48	0:05	SAG	Data is not available	Data is not available	Oversupply
3/3/2021 10:54	0:04	5A	Data is not available	Data is not available	Oversupply
3/3/2021 10:54	0:04	SAG	Data is not available	Data is not available	Oversupply
3/3/2021 10:59	0:01	KWP	0.001	17.32747	Oversupply
3/3/2021 10:59	0:07	5A	Data is not available	Data is not available	Oversupply
3/3/2021 10:59	0:07	SAG	Data is not available	Data is not available	Oversupply
3/3/2021 11:07	0:05	5A	Data is not available	Data is not available	Oversupply
3/3/2021 11:07	0:05	SAG	Data is not available	Data is not available	Oversupply
3/3/2021 11:12	0:01	KWP	0.002	18.75165	Oversupply
3/3/2021 11:13	0:01	5A	Data is not available	Data is not available	Oversupply
3/3/2021 11:13	0:01	SAG	Data is not available	Data is not available	Oversupply
3/3/2021 11:15	0:01	5A	Data is not available	Data is not available	Oversupply
3/3/2021 11:15	0:01	KWP	0.002	18.38242	Oversupply
3/3/2021 11:15	0:01	SAG	Data is not available	Data is not available	Oversupply
3/3/2021 11:17	0:11	5A	Data is not available	Data is not available	Oversupply
3/3/2021 11:17	0:11	SAG	Data is not available	Data is not available	Oversupply
3/3/2021 11:29	0:01	KWP	0.001	17.59121	Oversupply
3/3/2021 11:29	0:02	5A	Data is not available	Data is not available	Oversupply
3/3/2021 11:29	0:02	SAG	Data is not available	Data is not available	Oversupply
3/3/2021 11:32	0:03	5A	Data is not available	Data is not available	Oversupply
3/3/2021 11:32	0:03	SAG	Data is not available	Data is not available	Oversupply
3/3/2021 11:36	0:02	5A	Data is not available	Data is not available	Oversupply
3/3/2021 11:36	0:02	SAG	Data is not available	Data is not available	Oversupply
3/3/2021 11:39	0:01	5A	Data is not available	Data is not available	Oversupply
3/3/2021 11:39	0:01	SAG	Data is not available	Data is not available	Oversupply
3/3/2021 11:40	0:01	KWP	0.001	17.06374	Oversupply
3/3/2021 11:41	0:02	5A	Data is not available	Data is not available	Oversupply
3/3/2021 11:41	0:02	SAG	Data is not available	Data is not available	Oversupply
3/3/2021 11:45	0:01	5A	Data is not available	Data is not available	Oversupply
3/3/2021 11:45	0:01	SAG	Data is not available	Data is not available	Oversupply
3/3/2021 11:47	0:01	KWP	0.003	16.90549	Oversupply
3/3/2021 11:47	0:03	5A	Data is not available	Data is not available	Oversupply
3/3/2021 11:47	0:03	SAG	Data is not available	Data is not available	Oversupply
3/3/2021 11:51	0:04	5A	Data is not available	Data is not available	Oversupply
3/3/2021 11:51	0:04	SAG	Data is not available	Data is not available	Oversupply
3/3/2021 11:53	0:01	KWP	0.002	18.32967	Oversupply
3/3/2021 11:55	0:01	KWP	0.002	17.27472	Oversupply
3/3/2021 11:56	0:09	5A	Data is not available	Data is not available	Oversupply
3/3/2021 11:56	0:09	SAG	Data is not available	Data is not available	Oversupply
3/3/2021 12:03	0:01	KWP	0.001	14.42637	Oversupply
3/3/2021 12:05	0:01	KWP	0.003	14.32088	Oversupply
3/3/2021 12:06	0:04	5A	Data is not available	Data is not available	Oversupply



**Maui Curtailment Report**

**March 2021**

Start Date and Time	Duration (minutes)	IPP Curtailed	Estimated Curtailed MWH	Peak MW Curtailed	Reasons for Curtailment
3/3/2021 12:06	0:04	SAG	Data is not available	Data is not available	Oversupply
3/3/2021 12:07	0:01	KWP	0.001	14.32088	Oversupply
3/3/2021 12:12	0:15	5A	Data is not available	Data is not available	Oversupply
3/3/2021 12:12	0:15	SAG	Data is not available	Data is not available	Oversupply
3/3/2021 12:20	0:01	KWP	0.002	13.52967	Oversupply
3/3/2021 12:28	0:01	KWP	0.002	13.74066	Oversupply
3/3/2021 12:28	0:03	5A	Data is not available	Data is not available	Oversupply
3/3/2021 12:28	0:03	SAG	Data is not available	Data is not available	Oversupply
3/3/2021 12:31	0:01	KWP	0.002	12.52747	Oversupply
3/3/2021 12:32	0:02	5A	Data is not available	Data is not available	Oversupply
3/3/2021 12:32	0:02	SAG	Data is not available	Data is not available	Oversupply
3/3/2021 12:36	0:02	5A	Data is not available	Data is not available	Oversupply
3/3/2021 12:36	0:02	SAG	Data is not available	Data is not available	Oversupply
3/3/2021 12:39	0:01	5A	Data is not available	Data is not available	Oversupply
3/3/2021 12:39	0:01	SAG	Data is not available	Data is not available	Oversupply
3/3/2021 12:42	0:02	5A	Data is not available	Data is not available	Oversupply
3/3/2021 12:42	0:02	SAG	Data is not available	Data is not available	Oversupply
3/3/2021 12:44	0:01	KWP	0.002	12.42198	Oversupply
3/3/2021 12:45	0:02	5A	Data is not available	Data is not available	Oversupply
3/3/2021 12:45	0:02	SAG	Data is not available	Data is not available	Oversupply
3/3/2021 12:46	0:02	KWP	0.002	12.52747	Oversupply
3/3/2021 12:49	0:01	5A	Data is not available	Data is not available	Oversupply
3/3/2021 12:49	0:01	SAG	Data is not available	Data is not available	Oversupply
3/3/2021 12:50	0:01	KWP	0.001	12.63297	Oversupply
3/3/2021 12:51	0:03	5A	Data is not available	Data is not available	Oversupply
3/3/2021 12:51	0:03	SAG	Data is not available	Data is not available	Oversupply
3/3/2021 12:55	0:04	5A	Data is not available	Data is not available	Oversupply
3/3/2021 12:55	0:04	SAG	Data is not available	Data is not available	Oversupply
3/3/2021 13:00	0:01	5A	Data is not available	Data is not available	Oversupply
3/3/2021 13:00	0:01	SAG	Data is not available	Data is not available	Oversupply
3/3/2021 13:01	0:01	KWP	0.001	14.21538	Oversupply
3/3/2021 13:03	0:03	5A	Data is not available	Data is not available	Oversupply
3/3/2021 13:03	0:03	SAG	Data is not available	Data is not available	Oversupply
3/3/2021 13:07	0:01	5A	Data is not available	Data is not available	Oversupply
3/3/2021 13:07	0:01	SAG	Data is not available	Data is not available	Oversupply
3/3/2021 13:14	0:36	BS250	Data is not available	Data is not available	Oversupply
3/3/2021 13:15	0:36	KWP	11.254	20.66666	Oversupply
3/3/2021 13:21	0:05	5A	Data is not available	Data is not available	Oversupply
3/3/2021 13:21	0:05	SAG	Data is not available	Data is not available	Oversupply
3/3/2021 13:23	0:01	KWP	0.005	18.22418	Oversupply
3/3/2021 13:25	0:01	KWP	0.002	18.90989	Oversupply
3/3/2021 13:31	0:06	5A	Data is not available	Data is not available	Oversupply
3/3/2021 13:31	0:06	SAG	Data is not available	Data is not available	Oversupply
3/3/2021 13:34	0:01	KWP	0.001	18.32967	Oversupply
3/3/2021 13:38	0:01	5A	Data is not available	Data is not available	Oversupply
3/3/2021 13:38	0:01	SAG	Data is not available	Data is not available	Oversupply
3/3/2021 13:40	0:01	5A	Data is not available	Data is not available	Oversupply
3/3/2021 13:40	0:01	SAG	Data is not available	Data is not available	Oversupply
3/3/2021 13:42	0:01	5A	Data is not available	Data is not available	Oversupply
3/3/2021 13:42	0:01	SAG	Data is not available	Data is not available	Oversupply
3/3/2021 13:51	2:18	BS250	Data is not available	Data is not available	Oversupply
3/3/2021 13:51	2:19	SSA3	5.697	0.08800	Oversupply
3/3/2021 13:52	2:18	KWP	38.629	20.70757	Oversupply
3/3/2021 13:58	0:01	5A	Data is not available	Data is not available	Oversupply
3/3/2021 13:58	0:01	SAG	Data is not available	Data is not available	Oversupply
3/3/2021 14:01	0:03	5A	Data is not available	Data is not available	Oversupply
3/3/2021 14:01	0:03	SAG	Data is not available	Data is not available	Oversupply
3/3/2021 14:03	0:01	KWP	0.003	17.32747	Oversupply
3/3/2021 14:05	0:11	5A	Data is not available	Data is not available	Oversupply
3/3/2021 14:05	0:11	SAG	Data is not available	Data is not available	Oversupply
3/3/2021 14:11	0:01	KWP	0.001	15.37582	Oversupply
3/3/2021 14:17	0:01	5A	Data is not available	Data is not available	Oversupply
3/3/2021 14:17	0:01	SAG	Data is not available	Data is not available	Oversupply
3/3/2021 14:20	0:01	5A	Data is not available	Data is not available	Oversupply
3/3/2021 14:20	0:01	SAG	Data is not available	Data is not available	Oversupply
3/3/2021 14:24	0:02	5A	Data is not available	Data is not available	Oversupply
3/3/2021 14:24	0:02	SAG	Data is not available	Data is not available	Oversupply
3/3/2021 14:25	0:01	KWP	0.001	17.22198	Oversupply
3/3/2021 14:28	0:04	5A	Data is not available	Data is not available	Oversupply
3/3/2021 14:28	0:04	SAG	Data is not available	Data is not available	Oversupply
3/3/2021 14:30	0:01	KWP	0.001	17.16923	Oversupply
3/3/2021 14:33	0:03	5A	Data is not available	Data is not available	Oversupply
3/3/2021 14:33	0:03	SAG	Data is not available	Data is not available	Oversupply
3/3/2021 14:37	0:01	5A	Data is not available	Data is not available	Oversupply
3/3/2021 14:37	0:01	SAG	Data is not available	Data is not available	Oversupply



Maui Curtailment Report

March 2021

Start Date and Time	Duration (minutes)	IPP Curtailed	Estimated Curtailed MWH	Peak MW Curtailed	Reasons for Curtailment
3/3/2021 14:39	0:03	5A	Data is not available	Data is not available	Oversupply
3/3/2021 14:39	0:03	SAG	Data is not available	Data is not available	Oversupply
3/3/2021 14:44	0:01	5A	Data is not available	Data is not available	Oversupply
3/3/2021 14:44	0:01	SAG	Data is not available	Data is not available	Oversupply
3/3/2021 14:46	0:07	5A	Data is not available	Data is not available	Oversupply
3/3/2021 14:46	0:07	SAG	Data is not available	Data is not available	Oversupply
3/3/2021 14:50	0:01	KWP	0.001	17.64396	Oversupply
3/3/2021 14:54	0:01	5A	Data is not available	Data is not available	Oversupply
3/3/2021 14:54	0:01	SAG	Data is not available	Data is not available	Oversupply
3/3/2021 14:56	0:03	5A	Data is not available	Data is not available	Oversupply
3/3/2021 14:56	0:03	SAG	Data is not available	Data is not available	Oversupply
3/3/2021 14:58	0:01	KWP	0.002	18.54066	Oversupply
3/3/2021 15:01	0:02	5A	Data is not available	Data is not available	Oversupply
3/3/2021 15:01	0:02	SAG	Data is not available	Data is not available	Oversupply
3/3/2021 15:04	0:01	5A	Data is not available	Data is not available	Oversupply
3/3/2021 15:04	0:01	SAG	Data is not available	Data is not available	Oversupply
3/3/2021 15:06	0:01	5A	Data is not available	Data is not available	Oversupply
3/3/2021 15:06	0:01	SAG	Data is not available	Data is not available	Oversupply
3/3/2021 15:08	0:02	5A	Data is not available	Data is not available	Oversupply
3/3/2021 15:08	0:02	SAG	Data is not available	Data is not available	Oversupply
3/3/2021 15:11	0:01	KWP	0.005	24.50110	Oversupply
3/3/2021 15:12	0:03	5A	Data is not available	Data is not available	Oversupply
3/3/2021 15:12	0:03	SAG	Data is not available	Data is not available	Oversupply
3/3/2021 15:14	0:01	KWP	0.001	25.08132	Oversupply
3/3/2021 16:10	0:02	SSA3	0.054	0.52900	Oversupply
3/3/2021 16:12	0:02	SSA3	0.054	0.06000	Oversupply
3/3/2021 16:14	0:02	SSA3	0.017	0.96000	Oversupply
3/3/2021 16:16	0:02	SSA3	0.009	1.13100	Oversupply
3/3/2021 16:18	0:02	SSA3	0.009	1.29400	Oversupply
3/3/2021 16:20	0:02	SSA3	0.009	1.17900	Oversupply
3/4/2021 1:39	0:01	KWP	0.000	20.56387	Oversupply
3/4/2021 1:42	0:04	KWP	0.014	20.59580	Oversupply
3/4/2021 9:34	0:02	SSA3	0.015	0.30900	Oversupply
3/4/2021 9:36	0:02	SSA3	0.015	0.39700	Oversupply
3/4/2021 9:38	0:02	SSA3	0.015	1.92700	Oversupply
3/4/2021 9:42	0:02	SSA3	0.015	1.90700	Oversupply
3/4/2021 9:44	0:02	SSA3	0.050	1.12400	Oversupply
3/4/2021 9:46	0:02	SSA3	0.061	0.07700	Oversupply
3/4/2021 9:47	0:01	KWP	0.001	18.89628	Oversupply
3/4/2021 9:48	0:02	SSA3	0.061	1.25400	Oversupply
3/4/2021 9:50	0:02	SSA3	0.061	1.57000	Oversupply
3/4/2021 9:52	0:20	BS250	Data is not available	Data is not available	Oversupply
3/4/2021 9:52	0:01	KWP	0.021	19.63876	Oversupply
3/4/2021 9:52	0:20	SSA3	0.627	0.02800	Oversupply
3/4/2021 9:54	0:18	KWP	1.158	20.51696	Oversupply
3/4/2021 9:58	0:44	17-2	0.181	0.75000	Oversupply
3/4/2021 10:12	0:02	SSA3	0.063	0.77600	Oversupply
3/4/2021 10:14	0:02	SSA3	0.066	0.84400	Oversupply
3/4/2021 10:17	0:03	BS250	Data is not available	Data is not available	Oversupply
3/4/2021 10:17	0:02	SSA3	0.070	0.48600	Oversupply
3/4/2021 10:18	0:02	KWP	0.028	20.06589	Oversupply
3/4/2021 10:19	0:02	SSA3	0.069	0.01100	Oversupply
3/4/2021 10:21	0:02	SSA3	0.069	1.24900	Oversupply
3/4/2021 10:22	0:05	BS250	Data is not available	Data is not available	Oversupply
3/4/2021 10:23	0:11	KWP	0.245	19.22860	Oversupply
3/4/2021 10:23	0:04	SSA3	0.139	0.01900	Oversupply
3/4/2021 10:27	0:02	SSA3	0.069	0.11600	Oversupply
3/4/2021 10:28	0:06	BS250	Data is not available	Data is not available	Oversupply
3/4/2021 10:29	0:06	SSA3	0.142	0.01000	Oversupply
3/4/2021 10:35	0:02	SSA3	0.047	0.79200	Oversupply
3/4/2021 10:37	0:01	BS250	Data is not available	Data is not available	Oversupply
3/4/2021 10:37	0:01	KWP	0.000	16.09702	Oversupply
3/4/2021 10:37	0:02	SSA3	0.047	0.02100	Oversupply
3/4/2021 10:39	0:02	SSA3	0.047	1.85500	Oversupply
3/4/2021 10:46	3:07	17-2	1.852	0.75000	Oversupply
3/4/2021 10:47	0:02	SSA3	0.064	0.21700	Oversupply
3/4/2021 10:49	0:02	SSA3	0.064	0.40800	Oversupply
3/4/2021 10:51	0:02	SSA3	0.064	1.72700	Oversupply
3/4/2021 10:53	0:02	SSA3	0.064	0.69300	Oversupply
3/4/2021 10:55	0:02	SSA3	0.064	1.13600	Oversupply
3/4/2021 10:57	0:02	SSA3	0.065	0.13300	Oversupply
3/4/2021 10:59	0:02	SSA3	0.063	0.83700	Oversupply
3/4/2021 11:01	0:02	SSA3	0.063	0.24800	Oversupply
3/4/2021 11:03	0:02	SSA3	0.063	1.98500	Oversupply
3/4/2021 11:05	0:02	SSA3	0.063	1.82200	Oversupply



**Maui Curtailment Report**

**March 2021**

Start Date and Time	Duration (minutes)	IPP Curtailed	Estimated Curtailed MWH	Peak MW Curtailed	Reasons for Curtailment
3/4/2021 11:07	0:02	SSA3	0.062	0.76200	Oversupply
3/4/2021 11:09	0:02	SSA3	0.063	1.06000	Oversupply
3/4/2021 11:11	0:02	SSA3	0.063	1.27500	Oversupply
3/4/2021 11:13	0:02	SSA3	0.068	0.36400	Oversupply
3/4/2021 11:15	0:02	SSA3	0.054	0.36100	Oversupply
3/4/2021 11:17	0:01	BS250	Data is not available	Data is not available	Oversupply
3/4/2021 11:17	0:02	KWPPII	0.054	9.32589	Oversupply
3/4/2021 11:17	0:02	SSA3	0.055	-0.00400	Oversupply
3/4/2021 11:19	0:01	BS250	Data is not available	Data is not available	Oversupply
3/4/2021 11:19	0:02	SSA3	0.055	0.07800	Oversupply
3/4/2021 11:21	0:02	SSA3	0.054	1.58300	Oversupply
3/4/2021 11:23	0:02	SSA3	0.055	0.23000	Oversupply
3/4/2021 11:25	0:02	SSA3	0.055	0.32800	Oversupply
3/4/2021 11:26	0:02	KWPPII	0.016	10.89168	Oversupply
3/4/2021 11:27	0:01	BS250	Data is not available	Data is not available	Oversupply
3/4/2021 11:27	0:02	SSA3	0.055	0.01000	Oversupply
3/4/2021 11:29	0:02	SSA3	0.064	0.52800	Oversupply
3/4/2021 11:31	1:25	BS250	Data is not available	Data is not available	Oversupply
3/4/2021 11:31	0:59	KWPPII	7.686	17.53507	Oversupply
3/4/2021 11:31	1:01	SSA3	2.743	0.04500	Oversupply
3/4/2021 12:31	1:18	KWPPII	6.962	19.87727	Oversupply
3/4/2021 12:32	1:17	SSA3	2.244	0.00500	Oversupply
3/4/2021 12:57	0:51	BS250	Data is not available	Data is not available	Oversupply
3/4/2021 13:48	0:02	SSA3	0.017	0.20700	Oversupply
3/4/2021 13:50	0:01	BS250	Data is not available	Data is not available	Oversupply
3/4/2021 13:50	0:02	SSA3	0.017	0.14000	Oversupply
3/4/2021 14:47	0:09	17-2	0.096	0.75000	Oversupply
3/4/2021 14:47	0:02	SSA3	0.017	2.39900	Oversupply
3/4/2021 14:49	0:02	SSA3	0.017	1.47300	Oversupply
3/4/2021 14:51	0:02	SSA3	0.017	2.72900	Oversupply
3/4/2021 14:53	0:02	SSA3	0.017	0.86100	Oversupply
3/4/2021 15:02	0:02	17-2	0.019	0.68600	Oversupply
3/4/2021 15:05	0:02	SSA3	0.051	1.80200	Oversupply
3/4/2021 15:06	0:14	17-2	0.119	0.75000	Oversupply
3/4/2021 15:07	0:02	SSA3	0.051	0.77000	Oversupply
3/4/2021 15:09	0:09	BS250	Data is not available	Data is not available	Oversupply
3/4/2021 15:09	0:08	SSA3	0.184	0.03500	Oversupply
3/4/2021 15:10	0:08	KWPPII	0.281	16.96724	Oversupply
3/4/2021 15:17	0:02	SSA3	0.033	0.00300	Oversupply
3/4/2021 15:21	0:02	SSA3	0.032	0.87600	Oversupply
3/4/2021 15:22	0:02	17-2	0.011	0.39100	Oversupply
3/4/2021 15:27	0:02	SSA3	0.033	2.51200	Oversupply
3/4/2021 15:28	1:01	17-2	0.420	0.72700	Oversupply
3/4/2021 15:28	0:32	BS250	Data is not available	Data is not available	Oversupply
3/4/2021 15:29	0:31	KWPPII	1.243	20.63073	Oversupply
3/4/2021 15:29	0:30	SSA3	1.168	0.03100	Oversupply
3/4/2021 15:59	0:02	SSA3	0.061	0.01200	Oversupply
3/4/2021 16:01	0:08	BS250	Data is not available	Data is not available	Oversupply
3/4/2021 16:01	0:05	KWPPII	0.033	20.67664	Oversupply
3/4/2021 16:01	0:04	SSA3	0.098	0.00800	Oversupply
3/4/2021 16:05	0:02	SSA3	0.049	0.08400	Oversupply
3/4/2021 16:07	0:02	SSA3	0.049	0.14400	Oversupply
3/4/2021 16:08	0:02	KWPPII	0.014	20.67664	Oversupply
3/4/2021 16:09	0:02	SSA3	0.049	0.47600	Oversupply
3/4/2021 16:11	0:02	SSA3	0.049	0.76800	Oversupply
3/4/2021 16:13	0:02	SSA3	0.040	0.36400	Oversupply
3/4/2021 16:15	0:02	SSA3	0.022	1.46600	Oversupply
3/4/2021 16:17	0:02	SSA3	0.022	1.27200	Oversupply
3/4/2021 16:19	0:02	SSA3	0.022	0.93600	Oversupply
3/4/2021 16:22	0:02	SSA3	0.022	0.29600	Oversupply
3/4/2021 16:24	0:02	SSA3	0.022	0.62400	Oversupply
3/4/2021 16:26	0:02	SSA3	0.022	0.84800	Oversupply
3/4/2021 16:44	0:03	17-2	0.020	0.51100	Oversupply
3/4/2021 16:44	0:02	SSA3	0.003	1.47900	Oversupply
3/4/2021 16:46	0:02	SSA3	0.002	0.18400	Oversupply
3/4/2021 23:12	1:06	KWPPII	6.154	20.27845	Oversupply
3/5/2021 0:32	0:01	KWPPII	0.003	20.31538	Oversupply
3/5/2021 0:36	0:02	KWPPII	0.018	20.49102	Oversupply
3/5/2021 0:39	2:04	KWPPII	9.391	20.65668	Oversupply
3/5/2021 2:56	0:02	KWPPII	0.006	19.72658	Oversupply
3/5/2021 3:03	0:03	KWPPII	0.015	19.49905	Oversupply
3/5/2021 3:07	0:47	KWPPII	3.907	20.51996	Oversupply
3/5/2021 3:55	0:01	KWPPII	0.001	20.30240	Oversupply
3/5/2021 3:59	0:02	KWPPII	0.008	20.08485	Oversupply
3/5/2021 4:05	0:23	KWPPII	0.410	20.54890	Oversupply





**Maui Curtailment Report**

**March 2021**

Start Date and Time	Duration (minutes)	IPP Curtailed	Estimated Curtailed MWH	Peak MW Curtailed	Reasons for Curtailment
3/5/2021 4:34	0:17	KWP/II	0.729	19.97108	Oversupply
3/5/2021 5:26	0:27	KWP/II	1.908	20.11379	Oversupply
3/5/2021 5:55	0:15	KWP/II	0.494	20.25849	Oversupply
3/5/2021 6:11	0:01	KWP/II	0.017	19.72958	Oversupply
3/5/2021 6:17	0:15	KWP/II	0.300	19.14477	Oversupply
3/5/2021 6:20	0:14	17-2	0.000	0.00300	Oversupply
3/5/2021 6:33	0:01	KWP/II	0.007	19.65872	Oversupply
3/5/2021 6:40	0:05	BS250	Data is not available	Data is not available	Oversupply
3/5/2021 6:41	0:05	17-2	0.000	0.00300	Oversupply
3/5/2021 6:41	0:05	KWP/II	0.031	20.52495	Oversupply
3/5/2021 6:59	0:04	BS250	Data is not available	Data is not available	Oversupply
3/5/2021 7:00	0:04	17-2	0.000	0.00300	Oversupply
3/5/2021 7:00	0:02	KWP/II	0.009	20.61676	Oversupply
3/5/2021 7:00	0:08	SSA3	0.009	0.01200	Oversupply
3/5/2021 7:03	0:01	KWP/II	0.007	20.51397	Oversupply
3/5/2021 7:04	0:04	BS250	Data is not available	Data is not available	Oversupply
3/5/2021 7:05	0:03	17-2	0.001	0.01400	Oversupply
3/5/2021 7:06	0:02	KWP/II	0.031	20.61875	Oversupply
3/5/2021 7:21	8:11	17-2	3.877	0.75000	Oversupply
3/5/2021 7:21	7:24	BS250	Data is not available	Data is not available	Oversupply
3/5/2021 7:21	4:48	KWP/II	59.834	20.58383	Oversupply
3/5/2021 7:22	8:08	SSA3	15.466	0.00300	Oversupply
3/5/2021 8:57	0:15	AWE	0.396	19.30000	Oversupply
3/5/2021 9:16	2:49	AWE	19.048	19.90000	Oversupply
3/5/2021 10:10	0:05	5A	Data is not available	Data is not available	Oversupply
3/5/2021 10:10	0:05	SAG	Data is not available	Data is not available	Oversupply
3/5/2021 10:16	0:02	5A	Data is not available	Data is not available	Oversupply
3/5/2021 10:16	0:02	SAG	Data is not available	Data is not available	Oversupply
3/5/2021 10:28	0:02	5A	Data is not available	Data is not available	Oversupply
3/5/2021 10:28	0:02	SAG	Data is not available	Data is not available	Oversupply
3/5/2021 10:29	0:01	KWP	0.001	15.11209	Oversupply
3/5/2021 10:31	0:01	5A	Data is not available	Data is not available	Oversupply
3/5/2021 10:31	0:01	SAG	Data is not available	Data is not available	Oversupply
3/5/2021 10:32	0:01	KWP	0.002	14.21538	Oversupply
3/5/2021 10:36	0:01	KWP	0.001	15.85055	Oversupply
3/5/2021 10:36	0:06	5A	Data is not available	Data is not available	Oversupply
3/5/2021 10:36	0:06	SAG	Data is not available	Data is not available	Oversupply
3/5/2021 10:39	0:01	KWP	0.003	14.53187	Oversupply
3/5/2021 10:43	0:01	5A	Data is not available	Data is not available	Oversupply
3/5/2021 10:43	0:01	SAG	Data is not available	Data is not available	Oversupply
3/5/2021 10:45	0:03	5A	Data is not available	Data is not available	Oversupply
3/5/2021 10:45	0:03	SAG	Data is not available	Data is not available	Oversupply
3/5/2021 10:51	0:01	5A	Data is not available	Data is not available	Oversupply
3/5/2021 10:51	0:01	SAG	Data is not available	Data is not available	Oversupply
3/5/2021 10:53	0:01	5A	Data is not available	Data is not available	Oversupply
3/5/2021 10:53	0:01	SAG	Data is not available	Data is not available	Oversupply
3/5/2021 10:55	0:01	5A	Data is not available	Data is not available	Oversupply
3/5/2021 10:55	0:01	SAG	Data is not available	Data is not available	Oversupply
3/5/2021 11:14	0:02	5A	Data is not available	Data is not available	Oversupply
3/5/2021 11:14	0:02	SAG	Data is not available	Data is not available	Oversupply
3/5/2021 12:11	2:07	AWE	14.602	19.90000	Oversupply
3/5/2021 12:11	2:43	KWP/II	40.596	20.47405	Oversupply
3/5/2021 12:36	0:01	KWP	0.004	13.21319	Oversupply
3/5/2021 12:37	0:03	5A	Data is not available	Data is not available	Oversupply
3/5/2021 12:37	0:03	SAG	Data is not available	Data is not available	Oversupply
3/5/2021 12:41	0:01	5A	Data is not available	Data is not available	Oversupply
3/5/2021 12:41	0:01	SAG	Data is not available	Data is not available	Oversupply
3/5/2021 12:43	0:01	5A	Data is not available	Data is not available	Oversupply
3/5/2021 12:43	0:01	SAG	Data is not available	Data is not available	Oversupply
3/5/2021 13:46	1:45	SSA2	3.961	0.00100	Oversupply
3/5/2021 14:26	0:24	AWE	1.321	19.00000	Oversupply
3/5/2021 14:48	0:02	KWP	0.003	17.85494	Oversupply
3/5/2021 14:50	0:40	BS250	Data is not available	Data is not available	Oversupply
3/5/2021 14:56	0:35	KWP/II	5.100	20.56586	Oversupply
3/5/2021 14:57	0:03	AWE	0.070	16.10000	Oversupply
3/5/2021 15:33	0:23	17-2	0.096	0.75000	Oversupply
3/5/2021 15:33	0:02	SSA2	0.053	0.12400	Oversupply
3/5/2021 15:33	0:02	SSA3	0.061	1.59800	Oversupply
3/5/2021 15:35	0:20	BS250	Data is not available	Data is not available	Oversupply
3/5/2021 15:35	0:20	KWP/II	1.242	20.42016	Oversupply
3/5/2021 15:35	0:20	SSA2	0.379	0.00700	Oversupply
3/5/2021 15:35	0:20	SSA3	0.464	0.01200	Oversupply
3/5/2021 16:13	0:02	SSA2	0.001	0.31900	Oversupply
3/5/2021 16:13	0:02	SSA3	0.007	0.77500	Oversupply
3/5/2021 16:14	0:58	BS250	Data is not available	Data is not available	Oversupply



**Maui Curtailment Report**

March 2021

Start Date and Time	Duration (minutes)	IPP Curtailed	Estimated Curtailed MWH	Peak MW Curtailed	Reasons for Curtailment
3/5/2021 16:14	0:47	17-2	0.152	0.64400	Oversupply
3/5/2021 16:15	0:08	KWP/II	0.123	20.57185	Oversupply
3/5/2021 16:15	0:56	SSA2	0.238	-0.00200	Oversupply
3/5/2021 16:15	0:56	SSA3	0.779	0.00900	Oversupply
3/5/2021 16:24	0:47	KWP/II	4.737	20.70757	Oversupply
3/5/2021 17:11	0:02	SSA3	0.013	0.11200	Oversupply
3/5/2021 17:12	0:01	KWP/II	0.002	20.62175	Oversupply
3/5/2021 17:13	0:04	17-2	0.005	0.08800	Oversupply
3/5/2021 17:13	0:02	SSA2	0.004	0.21400	Oversupply
3/5/2021 17:15	0:01	BS250	Data is not available	Data is not available	Oversupply
3/5/2021 17:15	0:02	KWP/II	0.009	20.52694	Oversupply
3/5/2021 17:15	0:02	SSA2	0.001	0.00400	Oversupply
3/5/2021 17:15	0:02	SSA3	0.000	0.00100	Oversupply
3/5/2021 22:33	0:01	KWP/II	0.004	20.23953	Oversupply
3/5/2021 22:36	0:01	KWP/II	0.007	20.16069	Oversupply
3/5/2021 22:39	0:26	KWP/II	1.958	20.70757	Oversupply
3/5/2021 23:32	6:34	KWP/II	56.979	20.69460	Oversupply
3/6/2021 3:18	0:01	AWE	0.005	17.20000	Oversupply
3/6/2021 3:20	0:01	AWE	0.008	17.60000	Oversupply
3/6/2021 3:28	0:01	AWE	0.002	16.90000	Oversupply
3/6/2021 6:48	0:13	BS250	Data is not available	Data is not available	Oversupply
3/6/2021 6:48	0:13	KWP/II	0.264	19.21064	Oversupply
3/6/2021 6:59	0:03	17-2	0.001	0.01300	Oversupply
3/6/2021 7:37	0:02	SSA3	0.006	0.31000	Oversupply
3/6/2021 7:38	0:02	17-2	0.002	0.05300	Oversupply
3/6/2021 7:38	0:01	BS250	Data is not available	Data is not available	Oversupply
3/6/2021 7:38	0:02	SSA2	0.001	0.03000	Oversupply
3/6/2021 7:47	0:02	SSA3	0.017	0.60800	Oversupply
3/6/2021 7:48	0:02	17-2	0.003	0.11000	Oversupply
3/6/2021 7:50	0:02	SSA2	0.015	0.06400	Oversupply
3/6/2021 7:51	0:02	SSA3	0.017	0.66500	Oversupply
3/6/2021 7:52	8:51	17-2	4.530	0.75000	Oversupply
3/6/2021 7:52	0:02	SSA2	0.015	0.20600	Oversupply
3/6/2021 7:53	0:07	BS250	Data is not available	Data is not available	Oversupply
3/6/2021 7:53	0:08	SSA3	0.067	0.00900	Oversupply
3/6/2021 7:54	0:06	SSA2	0.045	0.02500	Oversupply
3/6/2021 7:55	0:06	KWP/II	0.192	19.21064	Oversupply
3/6/2021 8:00	0:02	SSA2	0.019	0.05400	Oversupply
3/6/2021 8:01	0:02	SSA3	0.023	0.45400	Oversupply
3/6/2021 8:02	0:02	SSA2	0.019	0.27200	Oversupply
3/6/2021 8:03	0:02	SSA3	0.024	0.40700	Oversupply
3/6/2021 8:04	0:02	SSA2	0.019	0.40000	Oversupply
3/6/2021 8:05	0:02	SSA3	0.024	0.23200	Oversupply
3/6/2021 8:06	0:02	SSA2	0.019	0.35400	Oversupply
3/6/2021 8:07	0:02	SSA3	0.024	0.90800	Oversupply
3/6/2021 8:08	7:58	BS250	Data is not available	Data is not available	Oversupply
3/6/2021 8:08	7:57	SSA2	18.801	0.01000	Oversupply
3/6/2021 8:09	7:56	SSA3	18.606	0.00500	Oversupply
3/6/2021 8:10	7:56	KWP/II	147.426	19.21064	Oversupply
3/6/2021 8:44	7:11	AWE	93.044	20.60000	Oversupply
3/6/2021 10:00	0:01	SAG	Data is not available	Data is not available	Oversupply
3/6/2021 10:01	0:01	5A	Data is not available	Data is not available	Oversupply
3/6/2021 10:02	0:01	SAG	Data is not available	Data is not available	Oversupply
3/6/2021 10:03	0:01	5A	Data is not available	Data is not available	Oversupply
3/6/2021 10:04	0:02	SAG	Data is not available	Data is not available	Oversupply
3/6/2021 10:05	0:02	5A	Data is not available	Data is not available	Oversupply
3/6/2021 10:08	0:01	KWP	0.002	28.56264	Oversupply
3/6/2021 10:08	0:04	SAG	Data is not available	Data is not available	Oversupply
3/6/2021 10:09	0:04	5A	Data is not available	Data is not available	Oversupply
3/6/2021 10:13	0:05	SAG	Data is not available	Data is not available	Oversupply
3/6/2021 10:14	0:05	5A	Data is not available	Data is not available	Oversupply
3/6/2021 10:19	0:01	KWP	0.002	26.08352	Oversupply
3/6/2021 10:19	0:08	SAG	Data is not available	Data is not available	Oversupply
3/6/2021 10:20	0:08	5A	Data is not available	Data is not available	Oversupply
3/6/2021 10:21	0:02	KWP	0.004	25.76703	Oversupply
3/6/2021 10:25	0:01	KWP	0.003	24.92308	Oversupply
3/6/2021 10:27	0:01	KWP	0.002	24.44835	Oversupply
3/6/2021 10:28	0:07	SAG	Data is not available	Data is not available	Oversupply
3/6/2021 10:29	0:02	KWP	0.002	23.39341	Oversupply
3/6/2021 10:29	0:07	5A	Data is not available	Data is not available	Oversupply
3/6/2021 10:37	0:01	KWP	0.001	22.23297	Oversupply
3/6/2021 10:37	0:01	SAG	Data is not available	Data is not available	Oversupply
3/6/2021 10:38	0:01	5A	Data is not available	Data is not available	Oversupply
3/6/2021 10:39	0:04	SAG	Data is not available	Data is not available	Oversupply
3/6/2021 10:40	0:04	5A	Data is not available	Data is not available	Oversupply



**Maui Curtailment Report**

**March 2021**

Start Date and Time	Duration (minutes)	IPP Curtailed	Estimated Curtailed MWH	Peak MW Curtailed	Reasons for Curtailment
3/6/2021 10:43	0:01	KWP	0.001	21.17802	Oversupply
3/6/2021 10:44	0:02	SAG	Data is not available	Data is not available	Oversupply
3/6/2021 10:45	0:02	5A	Data is not available	Data is not available	Oversupply
3/6/2021 10:47	0:02	SAG	Data is not available	Data is not available	Oversupply
3/6/2021 10:48	0:02	5A	Data is not available	Data is not available	Oversupply
3/6/2021 10:50	0:05	SAG	Data is not available	Data is not available	Oversupply
3/6/2021 10:51	0:05	5A	Data is not available	Data is not available	Oversupply
3/6/2021 10:52	0:02	KWP	0.004	18.80440	Oversupply
3/6/2021 10:56	0:01	SAG	Data is not available	Data is not available	Oversupply
3/6/2021 10:57	0:01	5A	Data is not available	Data is not available	Oversupply
3/6/2021 10:58	0:05	SAG	Data is not available	Data is not available	Oversupply
3/6/2021 10:59	0:05	5A	Data is not available	Data is not available	Oversupply
3/6/2021 11:04	0:01	SAG	Data is not available	Data is not available	Oversupply
3/6/2021 11:05	0:01	5A	Data is not available	Data is not available	Oversupply
3/6/2021 11:08	0:02	SAG	Data is not available	Data is not available	Oversupply
3/6/2021 11:09	0:02	5A	Data is not available	Data is not available	Oversupply
3/6/2021 11:11	0:01	KWP	0.001	16.64176	Oversupply
3/6/2021 11:11	0:05	SAG	Data is not available	Data is not available	Oversupply
3/6/2021 11:12	0:05	5A	Data is not available	Data is not available	Oversupply
3/6/2021 11:15	0:01	KWP	0.001	15.95604	Oversupply
3/6/2021 11:17	0:01	SAG	Data is not available	Data is not available	Oversupply
3/6/2021 11:18	0:01	5A	Data is not available	Data is not available	Oversupply
3/6/2021 11:19	0:10	SAG	Data is not available	Data is not available	Oversupply
3/6/2021 11:20	0:10	5A	Data is not available	Data is not available	Oversupply
3/6/2021 11:30	0:04	SAG	Data is not available	Data is not available	Oversupply
3/6/2021 11:31	0:01	KWP	0.001	17.64396	Oversupply
3/6/2021 11:31	0:04	5A	Data is not available	Data is not available	Oversupply
3/6/2021 11:35	0:01	SAG	Data is not available	Data is not available	Oversupply
3/6/2021 11:36	0:01	5A	Data is not available	Data is not available	Oversupply
3/6/2021 11:37	0:01	KWP	0.000	17.59121	Oversupply
3/6/2021 11:41	0:01	SAG	Data is not available	Data is not available	Oversupply
3/6/2021 11:42	0:01	5A	Data is not available	Data is not available	Oversupply
3/6/2021 11:42	0:01	KWP	0.001	19.59560	Oversupply
3/6/2021 11:44	0:03	SAG	Data is not available	Data is not available	Oversupply
3/6/2021 11:45	0:03	5A	Data is not available	Data is not available	Oversupply
3/6/2021 11:48	0:01	SAG	Data is not available	Data is not available	Oversupply
3/6/2021 11:49	0:01	5A	Data is not available	Data is not available	Oversupply
3/6/2021 11:51	0:01	SAG	Data is not available	Data is not available	Oversupply
3/6/2021 11:52	0:01	5A	Data is not available	Data is not available	Oversupply
3/6/2021 11:52	0:01	KWP	0.000	17.64396	Oversupply
3/6/2021 11:53	0:01	SAG	Data is not available	Data is not available	Oversupply
3/6/2021 11:54	0:01	5A	Data is not available	Data is not available	Oversupply
3/6/2021 11:54	0:01	KWP	0.001	16.95824	Oversupply
3/6/2021 12:00	0:13	SAG	Data is not available	Data is not available	Oversupply
3/6/2021 12:01	0:02	KWP	0.004	23.02418	Oversupply
3/6/2021 12:01	0:13	5A	Data is not available	Data is not available	Oversupply
3/6/2021 12:08	0:01	KWP	0.001	22.44396	Oversupply
3/6/2021 12:14	0:04	SAG	Data is not available	Data is not available	Oversupply
3/6/2021 12:15	0:04	5A	Data is not available	Data is not available	Oversupply
3/6/2021 12:16	0:01	KWP	0.001	17.80220	Oversupply
3/6/2021 12:18	0:01	KWP	0.001	14.79560	Oversupply
3/6/2021 12:20	0:01	SAG	Data is not available	Data is not available	Oversupply
3/6/2021 12:21	0:01	5A	Data is not available	Data is not available	Oversupply
3/6/2021 12:25	0:01	SAG	Data is not available	Data is not available	Oversupply
3/6/2021 12:26	0:01	5A	Data is not available	Data is not available	Oversupply
3/6/2021 12:26	0:01	KWP	0.003	22.07473	Oversupply
3/6/2021 12:27	0:05	SAG	Data is not available	Data is not available	Oversupply
3/6/2021 12:28	0:05	5A	Data is not available	Data is not available	Oversupply
3/6/2021 12:30	0:01	KWP	0.001	23.18242	Oversupply
3/6/2021 12:33	0:02	SAG	Data is not available	Data is not available	Oversupply
3/6/2021 12:34	0:02	5A	Data is not available	Data is not available	Oversupply
3/6/2021 12:37	0:01	SAG	Data is not available	Data is not available	Oversupply
3/6/2021 12:38	0:01	5A	Data is not available	Data is not available	Oversupply
3/6/2021 12:39	0:08	SAG	Data is not available	Data is not available	Oversupply
3/6/2021 12:40	0:01	KWP	0.001	20.86154	Oversupply
3/6/2021 12:40	0:08	5A	Data is not available	Data is not available	Oversupply
3/6/2021 12:48	0:01	KWP	0.001	14.84835	Oversupply
3/6/2021 12:48	0:02	SAG	Data is not available	Data is not available	Oversupply
3/6/2021 12:49	0:02	5A	Data is not available	Data is not available	Oversupply
3/6/2021 12:51	0:05	SAG	Data is not available	Data is not available	Oversupply
3/6/2021 12:52	0:01	KWP	0.001	14.10989	Oversupply
3/6/2021 12:52	0:05	5A	Data is not available	Data is not available	Oversupply
3/6/2021 12:57	0:01	KWP	0.002	13.16044	Oversupply
3/6/2021 12:57	0:07	SAG	Data is not available	Data is not available	Oversupply
3/6/2021 12:58	0:07	5A	Data is not available	Data is not available	Oversupply



Maui Curtailment Report

March 2021

Start Date and Time	Duration (minutes)	IPP Curtailed	Estimated Curtailed MWH	Peak MW Curtailed	Reasons for Curtailment
3/6/2021 13:05	0:01	SAG	Data is not available	Data is not available	Oversupply
3/6/2021 13:06	0:01	5A	Data is not available	Data is not available	Oversupply
3/6/2021 13:08	0:02	SAG	Data is not available	Data is not available	Oversupply
3/6/2021 13:09	0:02	5A	Data is not available	Data is not available	Oversupply
3/6/2021 13:10	0:01	KWP	0.001	13.63517	Oversupply
3/6/2021 13:11	0:01	SAG	Data is not available	Data is not available	Oversupply
3/6/2021 13:12	0:01	5A	Data is not available	Data is not available	Oversupply
3/6/2021 13:14	0:05	SAG	Data is not available	Data is not available	Oversupply
3/6/2021 13:15	0:05	5A	Data is not available	Data is not available	Oversupply
3/6/2021 13:20	0:03	SAG	Data is not available	Data is not available	Oversupply
3/6/2021 13:21	0:03	5A	Data is not available	Data is not available	Oversupply
3/6/2021 13:24	0:01	KWP	0.002	11.89451	Oversupply
3/6/2021 13:26	0:01	KWP	0.001	11.26154	Oversupply
3/6/2021 13:26	0:02	SAG	Data is not available	Data is not available	Oversupply
3/6/2021 13:27	0:02	5A	Data is not available	Data is not available	Oversupply
3/6/2021 13:29	0:04	SAG	Data is not available	Data is not available	Oversupply
3/6/2021 13:30	0:04	5A	Data is not available	Data is not available	Oversupply
3/6/2021 13:36	0:01	SAG	Data is not available	Data is not available	Oversupply
3/6/2021 13:37	0:01	5A	Data is not available	Data is not available	Oversupply
3/6/2021 13:39	0:01	SAG	Data is not available	Data is not available	Oversupply
3/6/2021 13:40	0:01	5A	Data is not available	Data is not available	Oversupply
3/6/2021 13:40	0:01	KWP	0.001	12.79121	Oversupply
3/6/2021 13:45	0:07	SAG	Data is not available	Data is not available	Oversupply
3/6/2021 13:46	0:01	KWP	0.002	15.32308	Oversupply
3/6/2021 13:46	0:07	5A	Data is not available	Data is not available	Oversupply
3/6/2021 13:54	0:05	SAG	Data is not available	Data is not available	Oversupply
3/6/2021 13:55	0:05	5A	Data is not available	Data is not available	Oversupply
3/6/2021 13:57	0:01	KWP	0.001	16.69451	Oversupply
3/6/2021 13:59	0:01	KWP	0.001	16.64176	Oversupply
3/6/2021 14:00	0:02	SAG	Data is not available	Data is not available	Oversupply
3/6/2021 14:01	0:02	5A	Data is not available	Data is not available	Oversupply
3/6/2021 14:03	0:01	SAG	Data is not available	Data is not available	Oversupply
3/6/2021 14:04	0:01	5A	Data is not available	Data is not available	Oversupply
3/6/2021 14:06	0:02	SAG	Data is not available	Data is not available	Oversupply
3/6/2021 14:07	0:02	5A	Data is not available	Data is not available	Oversupply
3/6/2021 14:09	0:02	SAG	Data is not available	Data is not available	Oversupply
3/6/2021 14:10	0:02	5A	Data is not available	Data is not available	Oversupply
3/6/2021 14:13	0:03	SAG	Data is not available	Data is not available	Oversupply
3/6/2021 14:14	0:01	KWP	0.001	19.75385	Oversupply
3/6/2021 14:14	0:03	5A	Data is not available	Data is not available	Oversupply
3/6/2021 14:18	0:01	SAG	Data is not available	Data is not available	Oversupply
3/6/2021 14:19	0:01	5A	Data is not available	Data is not available	Oversupply
3/6/2021 14:20	0:02	SAG	Data is not available	Data is not available	Oversupply
3/6/2021 14:21	0:02	5A	Data is not available	Data is not available	Oversupply
3/6/2021 14:23	0:01	KWP	0.001	20.28132	Oversupply
3/6/2021 14:23	0:02	SAG	Data is not available	Data is not available	Oversupply
3/6/2021 14:24	0:02	5A	Data is not available	Data is not available	Oversupply
3/6/2021 14:26	0:01	SAG	Data is not available	Data is not available	Oversupply
3/6/2021 14:27	0:01	5A	Data is not available	Data is not available	Oversupply
3/6/2021 14:28	0:06	SAG	Data is not available	Data is not available	Oversupply
3/6/2021 14:29	0:06	5A	Data is not available	Data is not available	Oversupply
3/6/2021 14:31	0:01	KWP	0.002	18.27692	Oversupply
3/6/2021 14:35	0:08	SAG	Data is not available	Data is not available	Oversupply
3/6/2021 14:36	0:08	5A	Data is not available	Data is not available	Oversupply
3/6/2021 14:44	0:01	SAG	Data is not available	Data is not available	Oversupply
3/6/2021 14:45	0:01	5A	Data is not available	Data is not available	Oversupply
3/6/2021 14:46	0:03	SAG	Data is not available	Data is not available	Oversupply
3/6/2021 14:47	0:03	5A	Data is not available	Data is not available	Oversupply
3/6/2021 14:50	0:03	SAG	Data is not available	Data is not available	Oversupply
3/6/2021 14:51	0:03	5A	Data is not available	Data is not available	Oversupply
3/6/2021 14:54	0:03	SAG	Data is not available	Data is not available	Oversupply
3/6/2021 14:55	0:03	5A	Data is not available	Data is not available	Oversupply
3/6/2021 14:58	0:02	SAG	Data is not available	Data is not available	Oversupply
3/6/2021 14:59	0:02	5A	Data is not available	Data is not available	Oversupply
3/6/2021 15:01	0:01	KWP	0.002	25.45055	Oversupply
3/6/2021 15:01	0:01	SAG	Data is not available	Data is not available	Oversupply
3/6/2021 15:02	0:01	5A	Data is not available	Data is not available	Oversupply
3/6/2021 15:03	0:03	SAG	Data is not available	Data is not available	Oversupply
3/6/2021 15:04	0:01	KWP	0.001	26.34725	Oversupply
3/6/2021 15:04	0:03	5A	Data is not available	Data is not available	Oversupply
3/6/2021 15:07	0:01	SAG	Data is not available	Data is not available	Oversupply
3/6/2021 15:08	0:01	5A	Data is not available	Data is not available	Oversupply
3/6/2021 15:58	0:01	AWE	0.009	20.40000	Oversupply
3/6/2021 16:00	0:01	AWE	0.000	20.20000	Oversupply
3/6/2021 16:05	0:02	SSA3	0.033	-0.00400	Oversupply



**Maui Curtailment Report**

**March 2021**

Start Date and Time	Duration (minutes)	IPP Curtailed	Estimated Curtailed MWH	Peak MW Curtailed	Reasons for Curtailment
3/6/2021 16:05	0:02	SSA2	0.074	0.00000	Oversupply
3/6/2021 16:07	0:34	SSA3	0.734	0.18500	Oversupply
3/6/2021 16:07	0:32	SSA2	1.062	0.53400	Oversupply
3/6/2021 16:08	0:32	BS250	Data is not available	Data is not available	Oversupply
3/6/2021 16:08	0:33	KWP	4.371	19.21064	Oversupply
3/6/2021 16:40	0:02	SSA2	0.053	0.00000	Oversupply
3/6/2021 16:41	0:02	SSA3	0.034	1.14600	Oversupply
3/6/2021 16:45	0:02	SSA3	0.008	1.43500	Oversupply
3/6/2021 16:46	0:06	17-2	0.029	0.53500	Oversupply
3/6/2021 16:46	0:02	SSA2	0.008	1.20200	Oversupply
3/6/2021 16:48	0:02	SSA3	0.008	1.14800	Oversupply
3/6/2021 16:48	0:02	SSA2	0.008	1.38700	Oversupply
3/6/2021 16:50	0:02	SSA3	0.008	0.73400	Oversupply
3/6/2021 16:50	0:02	SSA2	0.008	0.71800	Oversupply
3/6/2021 22:06	0:01	KWP	0.007	19.21064	Oversupply
3/6/2021 22:11	0:01	KWP	0.004	19.21064	Oversupply
3/6/2021 22:13	0:01	KWP	0.007	19.21064	Oversupply
3/6/2021 22:43	0:03	KWP	0.030	19.21064	Oversupply
3/6/2021 23:11	0:08	KWP	0.181	19.21064	Oversupply
3/6/2021 23:58	4:06	KWP	62.918	19.21064	Oversupply
3/7/2021 2:27	0:32	AWE	0.787	20.50000	Oversupply
3/7/2021 3:00	0:03	AWE	0.033	18.20000	Oversupply
3/7/2021 3:28	0:12	AWE	0.361	20.10000	Oversupply
3/7/2021 3:42	0:04	AWE	0.071	19.10000	Oversupply
3/7/2021 3:48	0:12	AWE	0.159	19.10000	Oversupply
3/7/2021 4:06	0:45	KWP	12.380	19.21064	Oversupply
3/7/2021 4:22	0:18	AWE	0.252	20.20000	Oversupply
3/7/2021 4:43	0:01	AWE	0.009	19.40000	Oversupply
3/7/2021 4:45	0:01	AWE	0.002	18.80000	Oversupply
3/7/2021 4:53	2:16	KWP	18.729	19.21064	Oversupply
3/7/2021 6:20	0:48	17-2	0.009	0.00700	Oversupply
3/7/2021 6:20	0:48	BS250	Data is not available	Data is not available	Oversupply
3/7/2021 6:44	0:24	SSA3	0.009	0.00800	Oversupply
3/7/2021 7:14	6:07	SSA3	12.662	0.09900	Oversupply
3/7/2021 7:15	8:56	17-2	4.809	0.75000	Oversupply
3/7/2021 7:15	7:56	BS250	Data is not available	Data is not available	Oversupply
3/7/2021 7:15	7:57	SSA2	15.958	0.00400	Oversupply
3/7/2021 7:16	7:56	KWP	131.765	19.21064	Oversupply
3/7/2021 8:45	0:01	AWE	0.004	19.70000	Oversupply
3/7/2021 8:47	0:04	AWE	0.045	19.30000	Oversupply
3/7/2021 8:53	4:24	AWE	62.360	20.60000	Oversupply
3/7/2021 10:12	0:01	SAG	Data is not available	Data is not available	Oversupply
3/7/2021 10:13	0:01	5A	Data is not available	Data is not available	Oversupply
3/7/2021 10:15	0:03	SAG	Data is not available	Data is not available	Oversupply
3/7/2021 10:16	0:01	KWP	0.001	27.82417	Oversupply
3/7/2021 10:16	0:03	5A	Data is not available	Data is not available	Oversupply
3/7/2021 10:28	0:04	SAG	Data is not available	Data is not available	Oversupply
3/7/2021 10:29	0:04	5A	Data is not available	Data is not available	Oversupply
3/7/2021 10:33	0:05	SAG	Data is not available	Data is not available	Oversupply
3/7/2021 10:34	0:05	5A	Data is not available	Data is not available	Oversupply
3/7/2021 10:39	0:01	SAG	Data is not available	Data is not available	Oversupply
3/7/2021 10:40	0:01	5A	Data is not available	Data is not available	Oversupply
3/7/2021 10:41	0:01	KWP	0.002	25.55604	Oversupply
3/7/2021 10:42	0:07	SAG	Data is not available	Data is not available	Oversupply
3/7/2021 10:43	0:07	5A	Data is not available	Data is not available	Oversupply
3/7/2021 10:50	0:01	SAG	Data is not available	Data is not available	Oversupply
3/7/2021 10:51	0:01	5A	Data is not available	Data is not available	Oversupply
3/7/2021 10:52	0:01	SAG	Data is not available	Data is not available	Oversupply
3/7/2021 10:53	0:01	5A	Data is not available	Data is not available	Oversupply
3/7/2021 10:54	0:05	SAG	Data is not available	Data is not available	Oversupply
3/7/2021 10:55	0:05	5A	Data is not available	Data is not available	Oversupply
3/7/2021 11:01	0:04	SAG	Data is not available	Data is not available	Oversupply
3/7/2021 11:02	0:04	5A	Data is not available	Data is not available	Oversupply
3/7/2021 11:11	0:02	SAG	Data is not available	Data is not available	Oversupply
3/7/2021 11:12	0:01	KWP	0.003	24.07912	Oversupply
3/7/2021 11:12	0:02	5A	Data is not available	Data is not available	Oversupply
3/7/2021 11:15	0:01	SAG	Data is not available	Data is not available	Oversupply
3/7/2021 11:16	0:01	5A	Data is not available	Data is not available	Oversupply
3/7/2021 11:17	0:03	SAG	Data is not available	Data is not available	Oversupply
3/7/2021 11:18	0:03	5A	Data is not available	Data is not available	Oversupply
3/7/2021 11:20	0:01	KWP	0.001	21.01978	Oversupply
3/7/2021 11:23	0:02	SAG	Data is not available	Data is not available	Oversupply
3/7/2021 11:24	0:02	5A	Data is not available	Data is not available	Oversupply
3/7/2021 11:31	0:02	SAG	Data is not available	Data is not available	Oversupply
3/7/2021 11:32	0:02	5A	Data is not available	Data is not available	Oversupply



**Maui Curtailment Report**

March 2021

Start Date and Time	Duration (minutes)	IPP Curtailed	Estimated Curtailed MWH	Peak MW Curtailed	Reasons for Curtailment
3/7/2021 11:37	0:01	SAG	Data is not available	Data is not available	Oversupply
3/7/2021 11:37	0:02	KWP	0.006	24.13187	Oversupply
3/7/2021 11:38	0:01	5A	Data is not available	Data is not available	Oversupply
3/7/2021 11:59	0:04	SAG	Data is not available	Data is not available	Oversupply
3/7/2021 12:00	0:04	5A	Data is not available	Data is not available	Oversupply
3/7/2021 12:18	0:01	SAG	Data is not available	Data is not available	Oversupply
3/7/2021 12:19	0:01	5A	Data is not available	Data is not available	Oversupply
3/7/2021 12:19	0:01	KWP	0.001	23.97363	Oversupply
3/7/2021 12:24	0:01	SAG	Data is not available	Data is not available	Oversupply
3/7/2021 12:25	0:01	5A	Data is not available	Data is not available	Oversupply
3/7/2021 12:28	0:02	SAG	Data is not available	Data is not available	Oversupply
3/7/2021 12:29	0:01	KWP	0.001	21.91648	Oversupply
3/7/2021 12:29	0:02	5A	Data is not available	Data is not available	Oversupply
3/7/2021 12:31	0:02	SAG	Data is not available	Data is not available	Oversupply
3/7/2021 12:32	0:02	5A	Data is not available	Data is not available	Oversupply
3/7/2021 12:38	0:01	SAG	Data is not available	Data is not available	Oversupply
3/7/2021 12:39	0:01	5A	Data is not available	Data is not available	Oversupply
3/7/2021 12:56	0:01	SAG	Data is not available	Data is not available	Oversupply
3/7/2021 12:57	0:01	5A	Data is not available	Data is not available	Oversupply
3/7/2021 13:21	0:02	SSA3	0.075	0.16700	Oversupply
3/7/2021 13:23	1:47	SSA3	3.608	0.01700	Oversupply
3/7/2021 13:32	0:07	AWE	0.170	20.80000	Oversupply
3/7/2021 13:40	0:06	AWE	0.091	20.40000	Oversupply
3/7/2021 13:47	0:19	AWE	0.992	20.60000	Oversupply
3/7/2021 14:07	0:28	AWE	2.086	20.80000	Oversupply
3/7/2021 14:36	0:07	AWE	0.178	20.60000	Oversupply
3/7/2021 14:45	0:15	AWE	0.830	20.50000	Oversupply
3/7/2021 15:01	0:01	AWE	0.004	20.20000	Oversupply
3/7/2021 15:03	0:01	AWE	0.007	20.10000	Oversupply
3/7/2021 15:05	0:02	AWE	0.024	20.60000	Oversupply
3/7/2021 15:10	0:02	SSA3	0.088	0.01000	Oversupply
3/7/2021 15:12	0:02	SSA2	0.095	0.33200	Oversupply
3/7/2021 15:13	0:28	SSA3	1.162	2.33900	Oversupply
3/7/2021 15:13	0:28	BS250	Data is not available	Data is not available	Oversupply
3/7/2021 15:14	0:42	KWP II	5.474	19.11284	Oversupply
3/7/2021 15:14	0:42	SSA2	1.844	0.00100	Oversupply
3/7/2021 15:41	0:02	SSA3	0.078	0.00000	Oversupply
3/7/2021 15:42	0:14	BS250	Data is not available	Data is not available	Oversupply
3/7/2021 15:43	0:12	SSA3	0.388	-0.00400	Oversupply
3/7/2021 15:55	0:02	SSA3	0.062	0.00500	Oversupply
3/7/2021 15:56	0:02	SSA2	0.076	0.47600	Oversupply
3/7/2021 15:57	0:02	SSA3	0.062	1.02400	Oversupply
3/7/2021 15:58	0:02	SSA2	0.063	0.65900	Oversupply
3/7/2021 15:59	0:02	SSA3	0.034	0.81200	Oversupply
3/7/2021 16:00	0:02	SSA2	0.027	0.86200	Oversupply
3/7/2021 16:01	0:02	SSA3	0.020	0.15900	Oversupply
3/7/2021 16:02	0:02	SSA2	0.027	0.88000	Oversupply
3/7/2021 16:03	0:02	SSA3	0.020	1.23700	Oversupply
3/7/2021 16:04	0:02	SSA2	0.027	1.60600	Oversupply
3/7/2021 16:05	0:02	SSA3	0.020	1.63900	Oversupply
3/7/2021 16:06	0:02	SSA2	0.027	0.44500	Oversupply
3/7/2021 16:07	0:01	BS250	Data is not available	Data is not available	Oversupply
3/7/2021 16:07	0:02	SSA3	0.020	0.12700	Oversupply
3/7/2021 16:08	0:02	SSA2	0.027	1.57400	Oversupply
3/7/2021 16:19	0:01	17-2	0.001	0.56600	Oversupply
3/7/2021 16:22	0:02	17-2	0.007	0.54900	Oversupply
3/7/2021 16:28	0:02	SSA2	0.010	2.11700	Oversupply
3/7/2021 16:29	0:06	17-2	0.054	0.57800	Oversupply
3/7/2021 16:29	0:02	SSA3	0.008	0.90500	Oversupply
3/7/2021 16:49	0:01	17-2	0.007	0.43200	Oversupply
3/7/2021 21:23	0:02	KWP II	0.009	17.89434	Oversupply
3/7/2021 21:59	0:19	KWP II	0.455	19.10486	Oversupply
3/7/2021 22:49	0:05	KWP II	0.038	18.02407	Oversupply
3/7/2021 22:59	0:23	KWP II	0.873	18.60288	Oversupply
3/7/2021 23:34	1:26	KWP II	11.165	19.08091	Oversupply
3/8/2021 1:16	0:04	KWP II	0.024	13.01034	Oversupply
3/8/2021 1:25	0:01	KWP II	0.023	13.27879	Oversupply
3/8/2021 1:29	0:02	KWP II	0.018	14.57314	Oversupply
3/8/2021 2:00	1:35	KWP II	11.309	19.15276	Oversupply
3/8/2021 3:40	0:09	KWP II	0.228	8.58940	Oversupply
3/8/2021 3:51	0:03	KWP II	0.024	8.78799	Oversupply
3/8/2021 4:25	1:45	KWP II	28.289	19.20565	Oversupply
3/8/2021 4:33	0:01	AWE	0.000	18.10000	Oversupply
3/8/2021 4:46	0:08	AWE	0.071	15.40000	Oversupply
3/8/2021 4:55	0:02	AWE	0.013	13.00000	Oversupply



**Maui Curtailment Report**

March 2021

Start Date and Time	Duration (minutes)	IPP Curtailed	Estimated Curtailed MWH	Peak MW Curtailed	Reasons for Curtailment
3/8/2021 4:59	0:01	AWE	0.009	13.60000	Oversupply
3/8/2021 5:24	0:41	AWE	2.022	20.30000	Oversupply
3/8/2021 6:00	0:01	KWP	0.004	27.13846	Facility requested
3/8/2021 6:04	0:01	KWP	0.001	25.39780	Facility requested
3/8/2021 6:11	0:18	KWP/II	2.093	17.34646	Oversupply
3/8/2021 6:12	0:01	KWP	0.001	23.07692	Facility requested
3/8/2021 6:16	0:01	KWP	0.001	21.07253	Facility requested
3/8/2021 6:22	0:01	KWP	0.002	17.11648	Facility requested
3/8/2021 6:49	0:01	KWP	0.001	3.71868	Facility requested
3/8/2021 6:57	0:54	KWP	0.104	0.18462	Facility requested
3/8/2021 7:52	0:05	KWP	0.002	0.02637	Facility requested
3/8/2021 7:58	0:03	KWP	0.001	0.02637	Facility requested
3/8/2021 8:04	0:01	KWP	0.000	0.02637	Facility requested
3/8/2021 8:06	0:01	KWP	0.000	0.02637	Facility requested
3/8/2021 8:08	0:01	KWP	0.000	0.02637	Facility requested
3/8/2021 8:11	0:01	KWP	0.000	0.02637	Facility requested
3/8/2021 8:13	0:05	KWP	0.002	0.02637	Facility requested
3/8/2021 8:21	0:03	KWP	0.001	0.02637	Facility requested
3/8/2021 8:23	0:02	SSA3	0.000	0.52100	Oversupply
3/8/2021 8:24	0:01	17-2	0.002	0.13800	Oversupply
3/8/2021 8:25	0:02	KWP	0.001	0.02637	Facility requested
3/8/2021 8:32	0:01	KWP	0.000	0.02637	Facility requested
3/8/2021 8:34	0:01	KWP	0.000	0.02637	Facility requested
3/8/2021 8:36	0:02	KWP	0.001	0.02637	Facility requested
3/8/2021 8:43	0:01	KWP	0.000	0.02637	Facility requested
3/8/2021 8:46	0:03	KWP	0.001	0.02637	Facility requested
3/8/2021 8:50	0:01	KWP	0.000	0.02637	Facility requested
3/8/2021 8:52	0:01	KWP	0.000	0.02637	Facility requested
3/8/2021 8:55	0:01	KWP	0.000	0.02637	Facility requested
3/8/2021 8:56	72:30	KWP	Data is not available	Data is not available	Facility requested
3/8/2021 9:56	0:01	17-2	0.001	0.14100	Oversupply
3/8/2021 9:58	0:09	17-2	0.012	0.22000	Oversupply
3/8/2021 9:58	0:02	SSA3	0.001	1.66100	Oversupply
3/8/2021 10:00	0:02	SSA3	0.007	1.74800	Oversupply
3/8/2021 10:01	0:01	BS250	Data is not available	Data is not available	Oversupply
3/8/2021 10:01	0:02	SSA2	0.003	0.06500	Oversupply
3/8/2021 10:02	0:02	SSA3	0.007	0.42600	Oversupply
3/8/2021 10:03	0:02	SSA2	0.003	0.48500	Oversupply
3/8/2021 10:04	0:02	SSA3	0.007	1.20700	Oversupply
3/8/2021 12:23	0:32	KWP/II	0.377	20.70757	Oversupply
3/8/2021 12:28	0:02	17-2	0.002	0.20800	Oversupply
3/8/2021 16:50	0:02	SSA2	0.004	0.21900	Oversupply
3/8/2021 16:51	0:05	17-2	0.004	0.04800	Oversupply
3/8/2021 16:51	0:02	BS250	Data is not available	Data is not available	Oversupply
3/8/2021 16:51	0:02	SSA3	0.001	0.00600	Oversupply
3/8/2021 16:52	0:01	KWP/II	0.004	20.70757	Oversupply
3/8/2021 16:52	0:02	SSA2	0.004	0.00400	Oversupply
3/8/2021 16:53	0:02	SSA3	0.001	0.00600	Oversupply
3/8/2021 16:54	0:01	BS250	Data is not available	Data is not available	Oversupply
3/8/2021 16:54	0:02	SSA2	0.004	-0.00200	Oversupply
3/8/2021 21:25	0:02	KWP/II	0.012	20.50798	Facility requested
3/8/2021 21:41	0:02	KWP/II	0.009	20.35030	Facility requested
3/8/2021 21:59	0:05	KWP/II	0.051	20.70757	Facility requested
3/9/2021 0:22	0:01	KWP/II	0.000	20.63372	Oversupply
3/9/2021 0:26	0:02	KWP/II	0.018	20.55289	Oversupply
3/9/2021 1:10	0:01	KWP/II	0.002	20.68661	Oversupply
3/9/2021 1:12	1:38	KWP/II	3.799	20.70757	Oversupply
3/9/2021 2:51	0:02	KWP/II	0.008	16.20380	Oversupply
3/9/2021 2:54	0:07	KWP/II	0.118	18.03904	Oversupply
3/9/2021 3:02	0:05	KWP/II	0.093	18.72963	Oversupply
3/10/2021 9:31	0:01	17-2	0.003	0.69600	Oversupply
3/10/2021 9:37	0:03	17-2	0.012	0.65000	Oversupply
3/10/2021 9:37	0:02	SSA3	0.005	2.16300	Oversupply
3/10/2021 9:38	0:02	SSA2	0.001	1.31300	Oversupply
3/10/2021 9:43	0:05	17-2	0.038	0.75000	Oversupply
3/10/2021 9:43	0:02	SSA3	0.004	2.23800	Oversupply
3/10/2021 9:44	0:02	SSA2	0.002	1.12900	Oversupply
3/10/2021 9:45	0:02	SSA3	0.010	1.75900	Oversupply
3/10/2021 10:14	0:01	17-2	0.000	0.17800	Oversupply
3/10/2021 10:23	0:26	17-2	0.115	0.75000	Oversupply
3/10/2021 10:23	0:02	SSA3	0.035	2.69300	Oversupply
3/10/2021 10:24	0:02	SSA2	0.010	1.52700	Oversupply
3/10/2021 10:25	0:02	SSA3	0.035	0.56700	Oversupply
3/10/2021 10:26	0:02	SSA2	0.010	1.14100	Oversupply
3/10/2021 10:27	0:02	SSA3	0.035	0.52100	Oversupply



**Maui Curtailment Report**

March 2021

Start Date and Time	Duration (minutes)	IPP Curtailed	Estimated Curtailed MWH	Peak MW Curtailed	Reasons for Curtailment
3/10/2021 10:28	0:02	SSA2	0.010	0.78200	Oversupply
3/10/2021 10:29	0:02	SSA3	0.057	0.67200	Oversupply
3/10/2021 10:30	0:03	BS250	Data is not available	Data is not available	Oversupply
3/10/2021 10:30	0:04	SSA2	0.043	0.02000	Oversupply
3/10/2021 10:31	0:02	SSA3	0.066	0.00200	Oversupply
3/10/2021 10:32	0:02	AWE	0.008	8.10000	Oversupply
3/10/2021 10:33	0:02	SSA3	0.066	-0.00200	Oversupply
3/10/2021 10:34	0:02	SSA2	0.022	-0.00200	Oversupply
3/10/2021 10:35	0:02	SSA3	0.067	-0.00200	Oversupply
3/10/2021 10:36	0:02	SSA2	0.022	0.11000	Oversupply
3/10/2021 10:37	0:02	SSA3	0.066	0.36000	Oversupply
3/10/2021 10:38	0:02	SSA2	0.022	0.70600	Oversupply
3/10/2021 10:39	0:02	SSA3	0.067	1.99500	Oversupply
3/10/2021 10:41	0:02	SSA3	0.066	0.56600	Oversupply
3/10/2021 10:42	0:02	SSA2	0.022	1.87200	Oversupply
3/10/2021 10:43	0:02	SSA3	0.056	1.55000	Oversupply
3/10/2021 10:44	0:02	SSA2	0.011	1.96000	Oversupply
3/10/2021 10:48	0:02	SSA3	0.048	2.16900	Oversupply
3/10/2021 10:50	3:36	17-2	1.637	0.75000	Oversupply
3/10/2021 10:50	0:02	SSA3	0.048	0.97800	Oversupply
3/10/2021 10:50	0:02	SSA2	0.020	0.92900	Oversupply
3/10/2021 10:52	0:02	SSA3	0.048	2.06600	Oversupply
3/10/2021 10:52	0:02	SSA2	0.020	1.47500	Oversupply
3/10/2021 10:54	0:02	SSA3	0.048	0.96800	Oversupply
3/10/2021 10:54	0:02	SSA2	0.020	1.34700	Oversupply
3/10/2021 10:56	0:02	SSA3	0.048	1.00600	Oversupply
3/10/2021 10:56	0:02	SSA2	0.020	1.24600	Oversupply
3/10/2021 10:58	0:02	SSA3	0.049	1.20500	Oversupply
3/10/2021 10:58	0:02	SSA2	0.028	1.09900	Oversupply
3/10/2021 11:00	0:02	SSA3	0.076	0.19500	Oversupply
3/10/2021 11:00	0:02	SSA2	0.036	0.05500	Oversupply
3/10/2021 11:01	0:01	AWE	0.005	9.80000	Oversupply
3/10/2021 11:02	0:02	SSA3	0.076	0.69100	Oversupply
3/10/2021 11:02	0:02	SSA2	0.036	0.63900	Oversupply
3/10/2021 11:04	0:02	SSA3	0.076	0.84700	Oversupply
3/10/2021 11:04	0:02	SSA2	0.036	1.12200	Oversupply
3/10/2021 11:06	0:02	SSA3	0.076	1.53600	Oversupply
3/10/2021 11:06	0:02	SSA2	0.036	1.07100	Oversupply
3/10/2021 11:08	0:02	SSA3	0.077	0.11200	Oversupply
3/10/2021 11:08	0:02	SSA2	0.036	0.15500	Oversupply
3/10/2021 11:10	0:02	SSA3	0.076	1.17100	Oversupply
3/10/2021 11:10	0:02	SSA2	0.036	0.83000	Oversupply
3/10/2021 11:12	0:01	BS250	Data is not available	Data is not available	Oversupply
3/10/2021 11:12	0:01	AWE	0.000	7.40000	Oversupply
3/10/2021 11:12	0:02	SSA3	0.076	0.03600	Oversupply
3/10/2021 11:12	0:02	SSA2	0.036	0.02100	Oversupply
3/10/2021 11:14	0:03	BS250	Data is not available	Data is not available	Oversupply
3/10/2021 11:14	0:04	SSA3	0.174	-0.00200	Oversupply
3/10/2021 11:14	0:04	SSA2	0.115	-0.00200	Oversupply
3/10/2021 11:15	0:07	AWE	0.075	8.80000	Oversupply
3/10/2021 11:18	0:03	BS250	Data is not available	Data is not available	Oversupply
3/10/2021 11:18	0:04	SSA3	0.179	0.02800	Oversupply
3/10/2021 11:18	0:02	SSA2	0.062	0.07400	Oversupply
3/10/2021 11:20	0:02	SSA2	0.063	-0.00200	Oversupply
3/10/2021 11:22	0:02	SSA3	0.090	0.36700	Oversupply
3/10/2021 11:22	0:02	SSA2	0.063	-0.00200	Oversupply
3/10/2021 11:23	0:02	BS250	Data is not available	Data is not available	Oversupply
3/10/2021 11:23	0:02	AWE	0.002	9.40000	Oversupply
3/10/2021 11:24	0:04	SSA3	0.179	0.03000	Oversupply
3/10/2021 11:24	0:02	SSA2	0.063	-0.00200	Oversupply
3/10/2021 11:26	0:02	SSA2	0.063	0.05500	Oversupply
3/10/2021 11:28	0:02	SSA3	0.090	0.75400	Oversupply
3/10/2021 11:28	0:02	SSA2	0.061	0.13300	Oversupply
3/10/2021 11:30	0:02	SSA3	0.088	1.02500	Oversupply
3/10/2021 11:30	0:02	SSA2	0.060	0.02000	Oversupply
3/10/2021 11:31	0:02	BS250	Data is not available	Data is not available	Oversupply
3/10/2021 11:32	0:02	SSA3	0.086	-0.00300	Oversupply
3/10/2021 11:32	0:04	SSA2	0.120	-0.00200	Oversupply
3/10/2021 11:34	0:02	SSA3	0.086	-0.00300	Oversupply
3/10/2021 11:36	0:02	SSA3	0.087	-0.00300	Oversupply
3/10/2021 11:36	0:02	SSA2	0.060	-0.00200	Oversupply
3/10/2021 11:38	0:02	SSA3	0.086	0.53700	Oversupply
3/10/2021 11:39	0:02	SSA2	0.060	0.40600	Oversupply
3/10/2021 11:40	0:02	SSA3	0.088	0.01700	Oversupply
3/10/2021 11:41	0:02	SSA2	0.061	0.11400	Oversupply





**Maui Curtailment Report**

March 2021

Start Date and Time	Duration (minutes)	IPP Curtailed	Estimated Curtailed MWH	Peak MW Curtailed	Reasons for Curtailment
3/10/2021 11:42	0:02	SSA3	0.087	0.37200	Oversupply
3/10/2021 11:43	0:02	SSA2	0.060	0.40300	Oversupply
3/10/2021 11:44	0:02	SSA3	0.075	1.22500	Oversupply
3/10/2021 11:45	0:02	SSA2	0.020	0.65100	Oversupply
3/10/2021 11:46	0:02	BS250	Data is not available	Data is not available	Oversupply
3/10/2021 11:46	0:02	SSA3	0.071	0.01100	Oversupply
3/10/2021 11:47	0:01	AWE	0.005	4.40000	Oversupply
3/10/2021 11:47	0:02	SSA2	0.020	-0.00200	Oversupply
3/10/2021 11:48	0:02	SSA3	0.071	0.03000	Oversupply
3/10/2021 11:49	0:01	BS250	Data is not available	Data is not available	Oversupply
3/10/2021 11:49	0:02	AWE	0.007	3.20000	Oversupply
3/10/2021 11:49	0:02	SSA2	0.020	-0.00200	Oversupply
3/10/2021 11:50	0:02	SSA3	0.071	0.12800	Oversupply
3/10/2021 11:51	0:02	SSA2	0.020	-0.00200	Oversupply
3/10/2021 11:52	0:01	BS250	Data is not available	Data is not available	Oversupply
3/10/2021 11:52	0:02	SSA3	0.072	0.01000	Oversupply
3/10/2021 11:53	0:01	AWE	0.009	3.80000	Oversupply
3/10/2021 11:53	0:02	SSA2	0.020	0.00100	Oversupply
3/10/2021 11:54	0:02	SSA3	0.071	1.14900	Oversupply
3/10/2021 11:55	0:02	SSA2	0.020	0.53100	Oversupply
3/10/2021 11:56	0:02	SSA3	0.072	1.53400	Oversupply
3/10/2021 11:57	0:02	SSA2	0.020	0.45200	Oversupply
3/10/2021 11:58	0:02	SSA3	0.074	2.27600	Oversupply
3/10/2021 11:59	0:02	SSA2	0.023	0.45500	Oversupply
3/10/2021 12:00	0:02	SSA3	0.080	1.07200	Oversupply
3/10/2021 12:01	0:02	SSA2	0.039	0.29000	Oversupply
3/10/2021 12:02	0:02	SSA3	0.080	1.07900	Oversupply
3/10/2021 12:03	0:02	SSA2	0.039	0.28600	Oversupply
3/10/2021 12:04	0:02	BS250	Data is not available	Data is not available	Oversupply
3/10/2021 12:04	0:02	SSA3	0.080	0.01800	Oversupply
3/10/2021 12:05	0:01	AWE	0.002	2.50000	Oversupply
3/10/2021 12:05	0:02	SSA2	0.039	0.01100	Oversupply
3/10/2021 12:06	0:02	SSA3	0.082	0.41200	Oversupply
3/10/2021 12:07	0:02	SSA2	0.039	-0.00100	Oversupply
3/10/2021 12:08	0:02	SSA3	0.080	0.81300	Oversupply
3/10/2021 12:09	0:02	SSA2	0.039	-0.00200	Oversupply
3/10/2021 12:10	0:02	SSA3	0.081	0.40600	Oversupply
3/10/2021 12:11	0:02	SSA2	0.039	0.09100	Oversupply
3/10/2021 12:12	0:02	SSA3	0.080	0.45000	Oversupply
3/10/2021 12:13	0:02	SSA2	0.039	0.13000	Oversupply
3/10/2021 12:14	0:02	SSA3	0.094	0.41100	Oversupply
3/10/2021 12:15	0:04	SSA2	0.129	0.11200	Oversupply
3/10/2021 12:16	0:03	BS250	Data is not available	Data is not available	Oversupply
3/10/2021 12:16	0:02	SSA3	0.095	0.01000	Oversupply
3/10/2021 12:17	0:02	AWE	0.047	3.30000	Oversupply
3/10/2021 12:18	0:02	SSA3	0.094	-0.00400	Oversupply
3/10/2021 12:19	0:28	SSA2	0.899	-0.00200	Oversupply
3/10/2021 12:20	0:26	BS250	Data is not available	Data is not available	Oversupply
3/10/2021 12:20	0:26	AWE	0.701	5.40000	Oversupply
3/10/2021 12:20	0:28	SSA3	1.341	-0.00400	Oversupply
3/10/2021 12:47	0:06	BS250	Data is not available	Data is not available	Oversupply
3/10/2021 12:47	0:02	SSA2	0.064	0.05200	Oversupply
3/10/2021 12:49	0:10	SSA3	0.470	0.00500	Oversupply
3/10/2021 12:49	0:06	SSA2	0.192	0.00500	Oversupply
3/10/2021 12:50	0:06	AWE	0.043	4.60000	Oversupply
3/10/2021 12:55	0:01	BS250	Data is not available	Data is not available	Oversupply
3/10/2021 12:55	0:02	SSA2	0.064	0.01100	Oversupply
3/10/2021 12:57	0:01	BS250	Data is not available	Data is not available	Oversupply
3/10/2021 12:57	0:02	SSA2	0.064	0.04100	Oversupply
3/10/2021 12:59	0:01	AWE	0.001	4.40000	Oversupply
3/10/2021 12:59	0:02	SSA3	0.095	0.00300	Oversupply
3/10/2021 12:59	0:02	SSA2	0.063	0.07700	Oversupply
3/10/2021 13:00	0:05	BS250	Data is not available	Data is not available	Oversupply
3/10/2021 13:01	0:04	SSA3	0.194	0.04500	Oversupply
3/10/2021 13:01	0:04	SSA2	0.126	0.04700	Oversupply
3/10/2021 13:02	0:10	AWE	0.096	5.10000	Oversupply
3/10/2021 13:05	0:02	SSA3	0.096	0.10200	Oversupply
3/10/2021 13:05	0:02	SSA2	0.063	0.00500	Oversupply
3/10/2021 13:06	0:05	BS250	Data is not available	Data is not available	Oversupply
3/10/2021 13:07	0:04	SSA3	0.192	0.00000	Oversupply
3/10/2021 13:07	0:04	SSA2	0.125	-0.00200	Oversupply
3/10/2021 13:11	0:02	SSA3	0.096	-0.00100	Oversupply
3/10/2021 13:11	0:02	SSA2	0.063	-0.00200	Oversupply
3/10/2021 13:13	0:05	BS250	Data is not available	Data is not available	Oversupply
3/10/2021 13:13	0:06	AWE	0.067	3.80000	Oversupply



**Maui Curtailment Report**

**March 2021**

Start Date and Time	Duration (minutes)	IPP Curtailed	Estimated Curtailed MWH	Peak MW Curtailed	Reasons for Curtailment
3/10/2021 13:13	0:14	SSA3	0.660	0.00000	Oversupply
3/10/2021 13:13	0:14	SSA2	0.448	0.00500	Oversupply
3/10/2021 13:19	0:08	BS250	Data is not available	Data is not available	Oversupply
3/10/2021 13:20	0:08	AWE	0.085	3.40000	Oversupply
3/10/2021 13:27	0:02	SSA3	0.093	0.15000	Oversupply
3/10/2021 13:27	0:02	SSA2	0.064	-0.00200	Oversupply
3/10/2021 13:29	0:02	SSA3	0.096	0.44000	Oversupply
3/10/2021 13:29	0:02	SSA2	0.062	-0.00200	Oversupply
3/10/2021 13:30	0:02	BS250	Data is not available	Data is not available	Oversupply
3/10/2021 13:31	0:02	AWE	0.011	3.40000	Oversupply
3/10/2021 13:31	0:02	SSA3	0.094	0.00000	Oversupply
3/10/2021 13:31	0:02	SSA2	0.062	0.02300	Oversupply
3/10/2021 13:33	0:02	BS250	Data is not available	Data is not available	Oversupply
3/10/2021 13:33	0:02	SSA3	0.094	0.01800	Oversupply
3/10/2021 13:33	0:02	SSA2	0.061	0.01800	Oversupply
3/10/2021 13:35	0:01	AWE	0.007	3.00000	Oversupply
3/10/2021 13:35	0:02	SSA3	0.096	0.06500	Oversupply
3/10/2021 13:35	0:02	SSA2	0.062	0.29600	Oversupply
3/10/2021 13:37	0:01	AWE	0.002	3.80000	Oversupply
3/10/2021 13:37	0:02	SSA3	0.095	0.18700	Oversupply
3/10/2021 13:37	0:02	SSA2	0.061	0.16100	Oversupply
3/10/2021 13:38	0:06	BS250	Data is not available	Data is not available	Oversupply
3/10/2021 13:39	0:06	AWE	0.121	4.00000	Oversupply
3/10/2021 13:39	0:06	SSA3	0.285	0.00400	Oversupply
3/10/2021 13:39	0:06	SSA2	0.185	-0.00200	Oversupply
3/10/2021 13:41	0:01	SAG	Data is not available	Data is not available	Oversupply
3/10/2021 13:42	0:01	5A	Data is not available	Data is not available	Oversupply
3/10/2021 13:45	0:02	SSA3	0.095	0.16700	Oversupply
3/10/2021 13:45	0:02	SSA2	0.064	0.13500	Oversupply
3/10/2021 13:47	0:02	SSA3	0.094	0.11200	Oversupply
3/10/2021 13:47	0:02	SSA2	0.064	0.02200	Oversupply
3/10/2021 13:48	0:27	BS250	Data is not available	Data is not available	Oversupply
3/10/2021 13:48	0:27	AWE	0.343	4.00000	Oversupply
3/10/2021 13:49	0:24	SSA3	1.151	0.01500	Oversupply
3/10/2021 13:49	0:22	SSA2	0.706	0.02600	Oversupply
3/10/2021 13:50	0:22	SAG	Data is not available	Data is not available	Oversupply
3/10/2021 13:51	0:22	5A	Data is not available	Data is not available	Oversupply
3/10/2021 13:52	0:01	KWP	0.000	0.02637	Oversupply
3/10/2021 13:54	0:02	KWP	0.001	0.02637	Oversupply
3/10/2021 13:57	0:01	KWP	0.000	0.02637	Oversupply
3/10/2021 14:02	0:02	KWP	0.001	0.02637	Oversupply
3/10/2021 14:05	0:01	KWP	0.000	0.02637	Oversupply
3/10/2021 14:07	0:02	KWP	0.001	0.02637	Oversupply
3/10/2021 14:11	0:01	KWP	0.000	0.02637	Oversupply
3/10/2021 14:11	0:02	SSA2	0.064	0.01600	Oversupply
3/10/2021 14:13	0:02	SSA3	0.073	-0.00100	Oversupply
3/10/2021 14:13	0:06	SSA2	0.087	0.00000	Oversupply
3/10/2021 14:15	0:04	SSA3	0.047	0.01200	Oversupply
3/10/2021 14:16	0:01	BS250	Data is not available	Data is not available	Oversupply
3/10/2021 14:16	0:04	AWE	0.022	1.60000	Oversupply
3/10/2021 14:18	0:01	BS250	Data is not available	Data is not available	Oversupply
3/10/2021 14:19	0:02	SSA3	0.023	0.29000	Oversupply
3/10/2021 14:19	0:02	SSA2	0.021	0.22300	Oversupply
3/10/2021 14:23	0:02	SSA3	0.023	2.52700	Oversupply
3/11/2021 9:30	0:02	17-2	0.010	0.73800	Oversupply
3/11/2021 10:54	0:25	17-2	0.098	0.36600	Oversupply
3/11/2021 10:54	0:02	SSA3	0.018	2.79700	Oversupply
3/11/2021 10:55	0:02	SSA2	0.002	2.06300	Oversupply
3/11/2021 10:56	0:02	SSA3	0.018	0.88600	Oversupply
3/11/2021 10:58	0:02	SSA3	0.028	2.05800	Oversupply
3/11/2021 11:00	0:02	SSA3	0.059	1.83800	Oversupply
3/11/2021 11:01	0:02	SSA2	0.028	1.88400	Oversupply
3/11/2021 11:02	0:02	SSA3	0.059	1.59200	Oversupply
3/11/2021 11:03	0:02	SSA2	0.028	1.04400	Oversupply
3/11/2021 11:04	0:02	SSA3	0.059	1.10000	Oversupply
3/11/2021 11:05	0:02	SSA2	0.028	0.85100	Oversupply
3/11/2021 11:06	0:02	SSA3	0.059	0.70000	Oversupply
3/11/2021 11:07	0:02	SSA2	0.028	0.56900	Oversupply
3/11/2021 11:08	0:02	SSA3	0.058	0.21900	Oversupply
3/11/2021 11:09	0:02	SSA2	0.028	0.21700	Oversupply
3/11/2021 11:10	0:02	SSA3	0.059	1.09700	Oversupply
3/11/2021 11:11	0:02	SSA2	0.028	1.04900	Oversupply
3/11/2021 11:12	0:02	SSA3	0.059	1.41500	Oversupply
3/11/2021 11:13	0:02	SSA2	0.016	1.55800	Oversupply
3/11/2021 11:14	0:02	SSA3	0.011	1.87600	Oversupply



**Maui Curtailment Report**

**March 2021**

Start Date and Time	Duration (minutes)	IPP Curtailed	Estimated Curtailed MWH	Peak MW Curtailed	Reasons for Curtailment
3/11/2021 11:16	0:02	SSA3	0.004	2.22700	Oversupply
3/11/2021 11:20	0:02	17-2	0.009	0.29800	Oversupply
3/11/2021 11:20	0:02	SSA3	0.004	2.89700	Oversupply
3/11/2021 11:35	1:16	17-2	0.500	0.75000	Oversupply
3/11/2021 11:37	0:02	SSA3	0.022	2.45600	Oversupply
3/11/2021 11:39	0:02	SSA3	0.023	2.03500	Oversupply
3/11/2021 11:41	0:02	SSA3	0.023	1.99100	Oversupply
3/11/2021 11:41	0:02	SSA2	0.004	1.78200	Oversupply
3/11/2021 11:43	0:02	SSA3	0.024	1.31100	Oversupply
3/11/2021 11:43	0:02	SSA2	0.025	1.63300	Oversupply
3/11/2021 11:45	0:02	SSA3	0.078	0.93500	Oversupply
3/11/2021 11:45	0:02	SSA2	0.047	0.46500	Oversupply
3/11/2021 11:47	0:02	SSA3	0.078	0.36400	Oversupply
3/11/2021 11:48	0:02	SSA2	0.046	0.42000	Oversupply
3/11/2021 11:49	0:02	SSA3	0.078	0.59800	Oversupply
3/11/2021 11:50	0:02	SSA2	0.047	0.55000	Oversupply
3/11/2021 11:51	0:02	SSA3	0.078	0.30000	Oversupply
3/11/2021 11:52	0:02	SSA2	0.047	0.33400	Oversupply
3/11/2021 11:53	0:02	SSA3	0.078	0.61400	Oversupply
3/11/2021 11:54	0:02	SSA2	0.046	0.08500	Oversupply
3/11/2021 11:55	0:02	SSA3	0.078	1.44500	Oversupply
3/11/2021 11:56	0:02	SSA2	0.047	1.38700	Oversupply
3/11/2021 11:57	0:02	SSA3	0.078	1.46900	Oversupply
3/11/2021 11:58	0:02	SSA2	0.046	0.26300	Oversupply
3/11/2021 11:59	0:02	SSA3	0.067	0.85500	Oversupply
3/11/2021 12:00	0:02	SSA2	0.027	0.66200	Oversupply
3/11/2021 12:01	0:02	SSA3	0.059	0.27000	Oversupply
3/11/2021 12:02	0:02	SSA2	0.027	0.95500	Oversupply
3/11/2021 12:03	0:02	SSA3	0.058	0.42700	Oversupply
3/11/2021 12:04	0:02	SSA2	0.027	1.21700	Oversupply
3/11/2021 12:05	0:02	SSA3	0.059	2.56900	Oversupply
3/11/2021 12:07	0:02	SSA3	0.059	1.66600	Oversupply
3/11/2021 12:08	0:02	SSA2	0.026	1.48000	Oversupply
3/11/2021 12:09	0:02	SSA3	0.059	0.82000	Oversupply
3/11/2021 12:10	0:02	SSA2	0.027	1.02600	Oversupply
3/11/2021 12:11	0:02	SSA3	0.058	1.16500	Oversupply
3/11/2021 12:12	0:02	SSA2	0.027	1.22100	Oversupply
3/11/2021 12:13	0:02	SSA3	0.063	0.93800	Oversupply
3/11/2021 12:14	0:02	SSA2	0.036	0.73900	Oversupply
3/11/2021 12:15	0:02	SSA3	0.076	0.24100	Oversupply
3/11/2021 12:16	0:02	SSA2	0.043	0.18500	Oversupply
3/11/2021 12:17	0:02	BS250	Data is not available	Data is not available	Oversupply
3/11/2021 12:17	0:02	SSA3	0.077	0.02200	Oversupply
3/11/2021 12:18	0:02	SSA2	0.042	-0.00200	Oversupply
3/11/2021 12:19	0:02	SSA3	0.076	-0.00400	Oversupply
3/11/2021 12:20	0:02	SSA2	0.043	-0.00200	Oversupply
3/11/2021 12:21	0:01	BS250	Data is not available	Data is not available	Oversupply
3/11/2021 12:21	0:04	SSA3	0.153	-0.00300	Oversupply
3/11/2021 12:22	0:02	SSA2	0.042	-0.00200	Oversupply
3/11/2021 12:24	0:02	SSA2	0.043	0.23700	Oversupply
3/11/2021 12:25	0:02	SSA3	0.076	0.95300	Oversupply
3/11/2021 12:26	0:02	SSA2	0.043	1.05800	Oversupply
3/11/2021 12:27	0:02	SSA3	0.076	0.18000	Oversupply
3/11/2021 12:28	0:02	SSA2	0.039	2.15400	Oversupply
3/11/2021 12:29	0:02	SSA3	0.060	2.52200	Oversupply
3/11/2021 12:30	0:02	SSA2	0.017	1.86200	Oversupply
3/11/2021 12:31	0:02	SSA3	0.053	0.88600	Oversupply
3/11/2021 12:32	0:02	SSA2	0.017	1.52800	Oversupply
3/11/2021 12:33	0:02	SSA3	0.054	0.34600	Oversupply
3/11/2021 12:34	0:02	SSA2	0.017	1.10000	Oversupply
3/11/2021 12:35	0:02	SSA3	0.053	1.72300	Oversupply
3/11/2021 12:36	0:02	SSA2	0.017	1.74500	Oversupply
3/11/2021 12:37	0:02	SSA3	0.054	1.06600	Oversupply
3/11/2021 12:38	0:02	SSA2	0.060	1.78300	Oversupply
3/11/2021 12:39	0:02	SSA3	0.053	1.70800	Oversupply
3/11/2021 12:40	0:02	SSA2	0.038	1.69100	Oversupply
3/11/2021 12:41	0:02	SSA3	0.053	1.90400	Oversupply
3/11/2021 12:42	0:02	SSA2	0.023	1.18800	Oversupply
3/11/2021 12:43	0:02	SSA3	0.039	0.53900	Oversupply
3/11/2021 12:45	0:02	SSA3	0.008	2.61900	Oversupply
3/11/2021 12:46	0:02	SSA2	0.009	1.31800	Oversupply
3/11/2021 13:34	0:20	17-2	0.190	0.75000	Oversupply
3/11/2021 13:36	0:02	SSA3	0.038	2.22900	Oversupply
3/11/2021 13:36	0:02	SSA2	0.070	0.89800	Oversupply
3/11/2021 13:38	0:02	SSA3	0.037	1.09900	Oversupply



**Maui Curtailment Report**

**March 2021**

Start Date and Time	Duration (minutes)	IPP Curtailed	Estimated Curtailed MWH	Peak MW Curtailed	Reasons for Curtailment
3/11/2021 13:38	0:02	SSA2	0.096	0.44700	Oversupply
3/11/2021 13:40	0:02	SSA3	0.037	0.76800	Oversupply
3/11/2021 13:40	0:02	SSA2	0.094	0.32300	Oversupply
3/11/2021 13:42	0:02	SSA3	0.037	1.63100	Oversupply
3/11/2021 13:42	0:02	SSA2	0.071	1.37500	Oversupply
3/11/2021 13:44	0:02	SSA2	0.024	0.61300	Oversupply
3/11/2021 13:46	0:02	SSA2	0.020	1.29800	Oversupply
3/11/2021 13:48	0:02	SSA3	0.018	2.50200	Oversupply
3/11/2021 13:48	0:02	SSA2	0.020	1.20200	Oversupply
3/11/2021 13:50	0:02	SSA3	0.018	0.63700	Oversupply
3/11/2021 13:50	0:02	SSA2	0.020	1.67400	Oversupply
3/11/2021 13:52	0:02	SSA3	0.018	1.87400	Oversupply
3/11/2021 13:55	0:01	17-2	0.012	0.75000	Oversupply
3/11/2021 14:02	0:01	17-2	0.004	0.30900	Oversupply
3/12/2021 1:01	0:01	KWP	0.002	0.09281	Oversupply
3/12/2021 9:19	0:02	SSA3	0.043	2.00100	Oversupply
3/12/2021 9:19	0:02	SSA2	0.028	1.34500	Oversupply
3/12/2021 9:20	0:13	17-2	0.140	0.75000	Oversupply
3/12/2021 9:21	0:02	SSA3	0.043	0.68700	Oversupply
3/12/2021 9:21	0:02	SSA2	0.028	0.13400	Oversupply
3/12/2021 9:23	0:02	SSA3	0.043	0.02400	Oversupply
3/12/2021 9:23	0:02	SSA2	0.028	0.04100	Oversupply
3/12/2021 9:25	0:02	SSA3	0.043	0.09300	Oversupply
3/12/2021 9:25	0:02	SSA2	0.028	0.01700	Oversupply
3/12/2021 9:26	0:01	BS250	Data is not available	Data is not available	Oversupply
3/12/2021 9:26	0:02	KWP	0.001	4.96283	Oversupply
3/12/2021 9:27	0:02	SSA3	0.043	0.02300	Oversupply
3/12/2021 9:27	0:02	SSA2	0.028	-0.00200	Oversupply
3/12/2021 9:29	0:02	SSA3	0.009	0.37100	Oversupply
3/12/2021 9:29	0:02	SSA2	0.018	-0.00200	Oversupply
3/12/2021 10:14	0:01	AWE	0.002	0.10000	Oversupply
3/12/2021 10:16	0:01	AWE	0.002	0.10000	Oversupply
3/12/2021 10:23	0:08	17-2	0.063	0.75000	Oversupply
3/12/2021 10:23	0:02	SSA3	0.021	2.55100	Oversupply
3/12/2021 10:24	0:02	SSA2	0.004	0.38200	Oversupply
3/12/2021 10:25	0:02	SSA3	0.021	0.20000	Oversupply
3/12/2021 10:26	0:01	KWP	0.001	6.42084	Oversupply
3/12/2021 10:26	0:02	SSA2	0.004	0.27600	Oversupply
3/12/2021 10:27	0:02	SSA3	0.021	1.04700	Oversupply
3/12/2021 10:28	0:02	SSA2	0.003	0.06800	Oversupply
3/12/2021 10:32	0:01	17-2	0.002	0.60800	Oversupply
3/12/2021 10:33	0:02	SSA3	0.007	2.64600	Oversupply
3/12/2021 10:34	0:03	17-2	0.026	0.52800	Oversupply
3/12/2021 10:35	0:02	SSA3	0.007	2.15100	Oversupply
3/12/2021 10:58	0:16	17-2	0.152	0.75000	Oversupply
3/12/2021 10:58	0:02	SSA3	0.014	2.76800	Oversupply
3/12/2021 10:58	0:02	SSA2	0.005	0.56300	Oversupply
3/12/2021 11:00	0:02	SSA3	0.068	1.04900	Oversupply
3/12/2021 11:00	0:02	SSA2	0.048	0.66200	Oversupply
3/12/2021 11:02	0:02	SSA3	0.068	1.04200	Oversupply
3/12/2021 11:02	0:02	SSA2	0.048	0.17700	Oversupply
3/12/2021 11:04	0:02	SSA3	0.069	1.12500	Oversupply
3/12/2021 11:04	0:02	SSA2	0.047	0.46600	Oversupply
3/12/2021 11:05	0:04	BS250	Data is not available	Data is not available	Oversupply
3/12/2021 11:05	0:05	KWP	0.074	11.71101	Oversupply
3/12/2021 11:06	0:04	SSA3	0.136	-0.00200	Oversupply
3/12/2021 11:06	0:04	SSA2	0.095	-0.00800	Oversupply
3/12/2021 11:10	0:02	SSA3	0.067	-0.00400	Oversupply
3/12/2021 11:10	0:02	SSA2	0.047	-0.00800	Oversupply
3/12/2021 11:12	0:02	SSA3	0.068	0.61700	Oversupply
3/12/2021 11:12	0:02	SSA2	0.048	0.10800	Oversupply
3/12/2021 11:16	0:03	17-2	0.026	0.74000	Oversupply
3/12/2021 11:16	0:02	SSA3	0.002	1.56300	Oversupply
3/12/2021 11:16	0:02	SSA2	0.023	0.27100	Oversupply
3/12/2021 11:34	3:03	17-2	2.184	0.75000	Oversupply
3/12/2021 11:34	0:02	SSA2	0.048	2.00600	Oversupply
3/12/2021 11:34	0:02	SSA3	0.069	0.22000	Oversupply
3/12/2021 11:36	0:38	SSA2	1.084	0.03200	Oversupply
3/12/2021 11:36	0:38	SSA3	1.702	0.57800	Oversupply
3/12/2021 11:37	0:38	BS250	Data is not available	Data is not available	Oversupply
3/12/2021 11:37	0:38	KWP	2.214	6.79707	Oversupply
3/12/2021 11:42	0:02	SAG	Data is not available	Data is not available	Oversupply
3/12/2021 11:43	0:02	5A	Data is not available	Data is not available	Oversupply
3/12/2021 11:46	0:23	SAG	Data is not available	Data is not available	Oversupply
3/12/2021 11:47	0:01	KWP	0.002	5.93407	Oversupply



**Maui Curtailment Report**

March 2021

Start Date and Time	Duration (minutes)	IPP Curtailed	Estimated Curtailed MWH	Peak MW Curtailed	Reasons for Curtailment
3/12/2021 11:47	0:23	5A	Data is not available	Data is not available	Oversupply
3/12/2021 11:57	0:01	KWP	0.001	1.08132	Oversupply
3/12/2021 12:07	0:01	KWP	0.001	0.34286	Oversupply
3/12/2021 12:14	0:02	SSA2	0.053	0.00000	Oversupply
3/12/2021 12:15	0:02	SSA3	0.097	0.04700	Oversupply
3/12/2021 12:16	0:02	SSA2	0.062	0.12200	Oversupply
3/12/2021 12:17	0:02	SSA3	0.096	0.13500	Oversupply
3/12/2021 12:18	0:24	BS250	Data is not available	Data is not available	Oversupply
3/12/2021 12:18	0:24	SSA2	0.763	0.00500	Oversupply
3/12/2021 12:19	0:23	KWP	1.511	11.67608	Oversupply
3/12/2021 12:19	0:24	SSA3	1.146	0.00200	Oversupply
3/12/2021 12:43	0:25	BS250	Data is not available	Data is not available	Oversupply
3/12/2021 12:43	0:26	SSA2	0.798	0.15000	Oversupply
3/12/2021 12:43	0:24	SSA3	1.150	0.31600	Oversupply
3/12/2021 12:44	0:24	KWP	2.793	11.07331	Oversupply
3/12/2021 12:51	0:03	SAG	Data is not available	Data is not available	Oversupply
3/12/2021 12:52	0:03	5A	Data is not available	Data is not available	Oversupply
3/12/2021 12:52	0:02	KWP	0.003	11.89451	Oversupply
3/12/2021 12:55	0:01	SAG	Data is not available	Data is not available	Oversupply
3/12/2021 12:56	0:01	5A	Data is not available	Data is not available	Oversupply
3/12/2021 12:57	0:01	SAG	Data is not available	Data is not available	Oversupply
3/12/2021 12:58	0:01	5A	Data is not available	Data is not available	Oversupply
3/12/2021 12:58	0:01	KWP	0.002	10.73407	Oversupply
3/12/2021 13:07	0:02	SSA3	0.093	0.02200	Oversupply
3/12/2021 13:09	0:02	SSA2	0.061	0.47200	Oversupply
3/12/2021 13:09	0:02	SSA3	0.095	0.46000	Oversupply
3/12/2021 13:10	1:19	BS250	Data is not available	Data is not available	Oversupply
3/12/2021 13:10	1:19	KWP	8.529	16.81655	Oversupply
3/12/2021 13:11	1:18	SSA2	1.663	-0.00200	Oversupply
3/12/2021 13:11	1:23	SSA3	3.533	-0.00200	Oversupply
3/12/2021 14:29	0:02	SSA2	0.016	0.10000	Oversupply
3/12/2021 14:31	0:02	BS250	Data is not available	Data is not available	Oversupply
3/12/2021 14:31	0:03	KWP	0.034	16.77263	Oversupply
3/12/2021 14:31	0:02	SSA2	0.028	0.00200	Oversupply
3/12/2021 14:34	0:02	SSA3	0.035	-0.00300	Oversupply
3/12/2021 14:35	0:02	SSA2	0.028	0.11400	Oversupply
3/12/2021 14:39	0:02	SSA2	0.028	0.13300	Oversupply
3/12/2021 14:40	0:09	17-2	0.057	0.56600	Oversupply
3/12/2021 14:40	0:02	SSA3	0.035	0.97800	Oversupply
3/12/2021 14:41	0:02	SSA2	0.028	0.13000	Oversupply
3/12/2021 14:42	0:02	SSA3	0.035	1.11200	Oversupply
3/12/2021 14:43	0:02	SSA2	0.021	0.47600	Oversupply
3/12/2021 14:44	0:02	SSA3	0.011	0.97300	Oversupply
3/12/2021 14:45	0:02	SSA2	0.023	1.04400	Oversupply
3/12/2021 14:52	0:36	17-2	0.288	0.75000	Oversupply
3/12/2021 14:53	0:02	SSA2	0.024	1.11300	Oversupply
3/12/2021 14:54	0:08	SSA3	0.211	0.66000	Oversupply
3/12/2021 14:55	0:02	BS250	Data is not available	Data is not available	Oversupply
3/12/2021 14:55	0:02	SSA2	0.023	0.02000	Oversupply
3/12/2021 14:56	0:06	KWP	0.182	17.42729	Oversupply
3/12/2021 14:57	0:04	SSA2	0.061	-0.00200	Oversupply
3/12/2021 14:58	0:04	BS250	Data is not available	Data is not available	Oversupply
3/12/2021 15:01	0:02	SSA2	0.016	0.04400	Oversupply
3/12/2021 15:02	0:02	SSA3	0.060	0.05400	Oversupply
3/12/2021 15:03	0:02	SSA2	0.016	0.26200	Oversupply
3/12/2021 15:04	0:02	SSA3	0.060	1.23300	Oversupply
3/12/2021 15:05	0:02	SSA2	0.016	0.61400	Oversupply
3/12/2021 15:07	0:02	SSA2	0.016	0.46800	Oversupply
3/12/2021 15:08	0:02	SSA3	0.060	0.10000	Oversupply
3/12/2021 15:09	0:02	SSA2	0.016	0.32600	Oversupply
3/12/2021 15:10	0:02	SSA3	0.059	1.06900	Oversupply
3/12/2021 15:11	0:02	SSA2	0.016	0.44300	Oversupply
3/12/2021 15:12	0:14	SSA3	0.497	0.11200	Oversupply
3/12/2021 15:13	0:13	BS250	Data is not available	Data is not available	Oversupply
3/12/2021 15:13	0:13	KWP	0.420	19.22062	Oversupply
3/12/2021 15:13	0:12	SSA2	0.172	0.00300	Oversupply
3/12/2021 15:26	0:02	SSA2	0.031	0.02800	Oversupply
3/12/2021 16:25	0:01	AWE	0.002	0.10000	Oversupply
3/12/2021 17:00	0:02	SSA2	0.013	0.07600	Oversupply
3/12/2021 17:01	0:06	BS250	Data is not available	Data is not available	Oversupply
3/12/2021 17:01	0:07	KWP	0.220	19.55693	Oversupply
3/12/2021 17:01	0:06	SSA3	0.025	0.00800	Oversupply
3/12/2021 17:02	0:06	17-2	0.011	0.10800	Oversupply
3/12/2021 17:02	0:06	SSA2	0.039	0.00000	Oversupply
3/12/2021 17:09	0:02	SSA3	0.008	0.30700	Oversupply



**Maui Curtailment Report**

March 2021

Start Date and Time	Duration (minutes)	IPP Curtailed	Estimated Curtailed MWH	Peak MW Curtailed	Reasons for Curtailment
3/12/2021 17:10	0:02	SSA2	0.013	0.50300	Oversupply
3/12/2021 17:11	0:07	BS250	Data is not available	Data is not available	Oversupply
3/12/2021 17:11	0:09	17-2	0.007	0.10800	Oversupply
3/12/2021 17:12	0:08	SSA3	0.023	0.00000	Oversupply
3/12/2021 17:12	0:07	KWPPII	0.279	20.18365	Oversupply
3/12/2021 17:12	0:06	SSA2	0.026	0.00400	Oversupply
3/12/2021 17:18	0:02	SSA2	0.006	0.18600	Oversupply
3/12/2021 17:40	0:04	BS250	Data is not available	Data is not available	Oversupply
3/12/2021 17:40	0:05	17-2	0.002	0.11300	Oversupply
3/12/2021 17:40	0:04	SSA3	0.007	0.02700	Oversupply
3/12/2021 17:40	0:04	SSA2	0.002	0.06600	Oversupply
3/12/2021 17:41	0:04	KWPPII	0.069	16.86345	Oversupply
3/12/2021 17:45	0:10	BS250	Data is not available	Data is not available	Oversupply
3/12/2021 17:46	0:10	17-2	0.008	0.06900	Oversupply
3/12/2021 17:46	0:09	KWPPII	0.156	16.03115	Oversupply
3/12/2021 17:46	0:10	SSA3	0.031	0.00200	Oversupply
3/12/2021 17:46	0:10	SSA2	0.011	-0.00100	Oversupply
3/12/2021 17:56	0:01	KWPPII	0.006	14.10211	Oversupply
3/12/2021 18:28	0:14	KWPPII	0.542	17.97816	Oversupply
3/12/2021 19:02	0:41	KWPPII	6.243	20.59480	Oversupply
3/12/2021 19:49	0:06	KWPPII	0.135	18.16578	Oversupply
3/12/2021 20:01	0:04	KWPPII	0.081	15.34855	Oversupply
3/12/2021 20:13	0:12	KWPPII	0.535	17.47021	Oversupply
3/12/2021 20:29	0:59	KWPPII	11.077	20.50798	Oversupply
3/12/2021 21:00	0:04	AWE	0.068	20.30000	Oversupply
3/12/2021 21:10	0:05	AWE	0.084	18.90000	Oversupply
3/12/2021 21:19	0:01	AWE	0.012	19.20000	Oversupply
3/12/2021 21:21	0:03	AWE	0.033	19.20000	Oversupply
3/12/2021 21:30	0:35	KWPPII	5.727	20.31538	Oversupply
3/12/2021 22:10	1:38	KWPPII	10.565	20.20161	Oversupply
3/12/2021 23:52	1:13	KWPPII	13.715	20.52694	Oversupply
3/13/2021 1:07	0:03	KWPPII	0.106	20.48004	Oversupply
3/13/2021 1:12	2:31	KWPPII	21.819	20.70757	Oversupply
3/13/2021 3:52	0:02	KWPPII	0.036	11.45852	Oversupply
3/13/2021 3:55	0:16	KWPPII	0.620	11.21402	Oversupply
3/13/2021 8:46	0:02	SSA3	0.005	0.13700	Oversupply
3/13/2021 8:47	0:07	17-2	0.002	0.02600	Oversupply
3/13/2021 8:48	0:06	BS250	Data is not available	Data is not available	Oversupply
3/13/2021 8:48	0:06	KWPPII	0.087	18.96215	Oversupply
3/13/2021 8:48	0:06	SSA2	0.007	-0.00500	Oversupply
3/13/2021 8:49	0:06	SSA3	0.013	0.04100	Oversupply
3/13/2021 8:55	0:04	BS250	Data is not available	Data is not available	Oversupply
3/13/2021 8:56	0:03	17-2	0.001	0.03800	Oversupply
3/13/2021 8:56	0:03	KWPPII	0.052	17.78157	Oversupply
3/13/2021 8:56	0:04	SSA2	0.004	-0.00500	Oversupply
3/13/2021 8:57	0:02	SSA3	0.004	0.00000	Oversupply
3/13/2021 9:37	0:02	SSA3	-0.001	0.41400	Oversupply
3/13/2021 9:38	0:01	17-2	0.000	0.09300	Oversupply
3/13/2021 9:44	0:02	SSA2	-0.003	0.62400	Oversupply
3/13/2021 9:45	0:01	BS250	Data is not available	Data is not available	Oversupply
3/13/2021 9:45	0:02	17-2	0.004	0.13800	Oversupply
3/13/2021 11:44	0:35	17-2	0.307	0.75000	Oversupply
3/13/2021 11:44	0:02	SSA3	0.038	1.48000	Oversupply
3/13/2021 11:45	0:02	SSA2	0.061	0.48900	Oversupply
3/13/2021 11:46	0:12	BS250	Data is not available	Data is not available	Oversupply
3/13/2021 11:46	0:12	SSA3	0.528	0.00200	Oversupply
3/13/2021 11:47	0:12	KWPPII	0.214	2.69747	Oversupply
3/13/2021 11:47	0:12	SSA2	0.369	-0.00300	Oversupply
3/13/2021 11:51	0:06	SAG	Data is not available	Data is not available	Oversupply
3/13/2021 11:52	0:06	5A	Data is not available	Data is not available	Oversupply
3/13/2021 11:58	0:02	SSA3	0.085	0.25000	Oversupply
3/13/2021 11:59	0:02	SSA2	0.055	0.27300	Oversupply
3/13/2021 12:00	0:02	SSA3	0.086	0.66900	Oversupply
3/13/2021 12:01	0:02	SSA2	0.034	1.32500	Oversupply
3/13/2021 12:02	0:02	SSA3	0.086	1.20200	Oversupply
3/13/2021 12:03	0:02	SSA2	0.034	1.26400	Oversupply
3/13/2021 12:04	0:02	SSA3	0.086	1.16400	Oversupply
3/13/2021 12:05	0:02	SSA2	0.034	0.68100	Oversupply
3/13/2021 12:06	0:09	BS250	Data is not available	Data is not available	Oversupply
3/13/2021 12:06	0:10	SSA3	0.381	0.01900	Oversupply
3/13/2021 12:07	0:04	SAG	Data is not available	Data is not available	Oversupply
3/13/2021 12:07	0:09	AWE	0.117	1.00000	Oversupply
3/13/2021 12:07	0:08	SSA2	0.134	-0.00600	Oversupply
3/13/2021 12:08	0:04	5A	Data is not available	Data is not available	Oversupply
3/13/2021 12:10	0:06	KWPPII	0.059	0.92411	Oversupply



**Maui Curtailment Report**

**March 2021**

Start Date and Time	Duration (minutes)	IPP Curtailed	Estimated Curtailed MWH	Peak MW Curtailed	Reasons for Curtailment
3/13/2021 12:12	0:01	SAG	Data is not available	Data is not available	Oversupply
3/13/2021 12:13	0:01	5A	Data is not available	Data is not available	Oversupply
3/13/2021 12:15	0:02	SSA2	0.009	0.02600	Oversupply
3/13/2021 12:27	0:02	SSA3	0.037	2.03800	Oversupply
3/13/2021 12:27	0:02	SSA2	0.009	0.86600	Oversupply
3/13/2021 12:28	0:19	17-2	0.026	0.14700	Oversupply
3/13/2021 12:29	0:02	BS250	Data is not available	Data is not available	Oversupply
3/13/2021 12:29	0:02	SSA3	0.048	0.06400	Oversupply
3/13/2021 12:29	0:02	SSA2	-0.011	0.01500	Oversupply
3/13/2021 12:30	0:01	KWP11	0.004	0.62672	Oversupply
3/13/2021 12:31	0:02	SSA3	0.039	0.01300	Oversupply
3/13/2021 12:31	0:02	SSA2	0.012	0.15500	Oversupply
3/13/2021 12:33	0:02	SSA3	0.039	0.14300	Oversupply
3/13/2021 12:33	0:02	SSA2	0.012	1.12500	Oversupply
3/13/2021 12:35	0:02	SSA3	0.039	0.52100	Oversupply
3/13/2021 12:37	0:02	SSA3	0.039	1.19900	Oversupply
3/13/2021 12:37	0:02	SSA2	0.012	1.20800	Oversupply
3/13/2021 12:39	0:02	SSA3	0.039	0.84600	Oversupply
3/13/2021 12:39	0:02	SSA2	0.012	0.97700	Oversupply
3/13/2021 12:41	0:02	SSA3	0.039	1.36200	Oversupply
3/13/2021 12:41	0:02	SSA2	0.012	1.59900	Oversupply
3/13/2021 12:43	0:02	SSA3	0.032	0.92200	Oversupply
3/13/2021 12:47	0:02	SSA3	0.002	1.70100	Oversupply
3/13/2021 12:48	0:02	17-2	0.006	0.17300	Oversupply
3/13/2021 13:26	0:01	17-2	0.002	0.75000	Oversupply
3/13/2021 13:29	0:03	17-2	0.001	0.75000	Oversupply
3/13/2021 13:51	0:52	17-2	0.329	0.75000	Oversupply
3/13/2021 13:52	0:02	SSA2	0.038	0.93700	Oversupply
3/13/2021 13:52	0:02	SSA3	0.028	0.02300	Oversupply
3/13/2021 13:54	0:02	SSA2	0.037	0.97500	Oversupply
3/13/2021 13:54	0:02	SSA3	0.028	0.04100	Oversupply
3/13/2021 13:56	0:04	BS250	Data is not available	Data is not available	Oversupply
3/13/2021 13:56	0:02	SSA2	0.037	0.34800	Oversupply
3/13/2021 13:56	0:04	SSA3	0.058	0.19800	Oversupply
3/13/2021 13:57	0:04	KWP11	0.048	2.40108	Oversupply
3/13/2021 13:58	0:02	SSA2	0.038	-0.00800	Oversupply
3/13/2021 14:00	0:02	SSA2	0.050	-0.00800	Oversupply
3/13/2021 14:00	0:02	SSA3	0.048	0.00200	Oversupply
3/13/2021 14:02	0:02	SSA2	0.050	-0.00800	Oversupply
3/13/2021 14:02	0:02	SSA3	0.049	0.01700	Oversupply
3/13/2021 14:04	0:02	SSA2	0.049	0.39100	Oversupply
3/13/2021 14:04	0:02	SSA3	0.049	0.86500	Oversupply
3/13/2021 14:06	0:02	SSA2	0.050	0.73800	Oversupply
3/13/2021 14:06	0:04	SSA3	0.097	0.09800	Oversupply
3/13/2021 14:08	0:02	SSA2	0.050	1.24600	Oversupply
3/13/2021 14:09	0:06	BS250	Data is not available	Data is not available	Oversupply
3/13/2021 14:10	0:05	KWP11	0.102	2.66155	Oversupply
3/13/2021 14:10	0:06	SSA2	0.155	0.01200	Oversupply
3/13/2021 14:10	0:06	SSA3	0.153	0.00600	Oversupply
3/13/2021 14:13	0:01	SAG	Data is not available	Data is not available	Oversupply
3/13/2021 14:14	0:01	5A	Data is not available	Data is not available	Oversupply
3/13/2021 14:16	0:02	SSA2	0.030	0.02100	Oversupply
3/13/2021 14:16	0:02	SSA3	0.095	0.09300	Oversupply
3/13/2021 14:18	0:02	SSA2	0.030	0.02700	Oversupply
3/13/2021 14:18	0:02	SSA3	0.095	0.56600	Oversupply
3/13/2021 14:19	0:10	BS250	Data is not available	Data is not available	Oversupply
3/13/2021 14:19	0:11	KWP11	0.151	1.76538	Oversupply
3/13/2021 14:20	0:10	SSA2	0.145	-0.00200	Oversupply
3/13/2021 14:20	0:10	SSA3	0.465	0.00300	Oversupply
3/13/2021 14:21	0:02	SAG	Data is not available	Data is not available	Oversupply
3/13/2021 14:22	0:02	5A	Data is not available	Data is not available	Oversupply
3/13/2021 14:25	0:03	SAG	Data is not available	Data is not available	Oversupply
3/13/2021 14:26	0:03	5A	Data is not available	Data is not available	Oversupply
3/13/2021 14:28	0:01	KWP	0.001	0.50110	Oversupply
3/13/2021 14:30	0:02	SSA2	0.028	0.00900	Oversupply
3/13/2021 14:30	0:02	SSA3	0.043	0.11600	Oversupply
3/13/2021 14:32	0:02	SSA2	0.028	0.16400	Oversupply
3/13/2021 14:32	0:02	SSA3	0.043	1.01200	Oversupply
3/13/2021 14:34	0:02	SSA2	0.028	0.79200	Oversupply
3/13/2021 14:34	0:02	SSA3	0.044	2.12100	Oversupply
3/13/2021 14:36	0:02	SSA2	0.028	0.94700	Oversupply
3/13/2021 14:36	0:02	SSA3	0.043	1.27500	Oversupply
3/13/2021 14:38	0:02	SSA2	0.028	1.19900	Oversupply
3/13/2021 14:38	0:02	SSA3	0.044	0.46200	Oversupply
3/13/2021 14:40	0:02	SSA2	0.028	0.50500	Oversupply



**Maui Curtailment Report**

**March 2021**

Start Date and Time	Duration (minutes)	IPP Curtailed	Estimated Curtailed MWH	Peak MW Curtailed	Reasons for Curtailment
3/13/2021 14:40	0:02	SSA3	0.043	0.34600	Oversupply
3/13/2021 20:44	0:01	KWPIL	0.000	0.00499	Oversupply
3/14/2021 7:06	0:01	AWE	0.002	0.10000	Oversupply
3/14/2021 9:07	0:02	SSA2	-0.001	1.09000	Oversupply
3/14/2021 9:07	0:02	SSA3	0.000	1.09000	Oversupply
3/14/2021 9:08	0:03	17-2	0.011	0.35100	Oversupply
3/14/2021 9:09	0:02	SSA2	-0.001	1.08900	Oversupply
3/14/2021 9:12	0:04	17-2	0.010	0.24000	Oversupply
3/14/2021 9:13	0:02	SSA2	-0.002	1.06500	Oversupply
3/14/2021 9:13	0:02	SSA3	-0.005	1.44900	Oversupply
3/14/2021 9:20	0:01	17-2	0.005	0.28600	Oversupply
3/14/2021 9:23	0:02	SSA3	0.004	2.09600	Oversupply
3/14/2021 9:24	0:03	17-2	0.009	0.24700	Oversupply
3/14/2021 9:28	0:34	17-2	0.178	0.71400	Oversupply
3/14/2021 9:29	0:02	SSA2	0.007	0.66700	Oversupply
3/14/2021 9:29	0:02	SSA3	0.029	0.08500	Oversupply
3/14/2021 9:31	0:02	SSA2	0.013	0.66400	Oversupply
3/14/2021 9:31	0:02	SSA3	0.037	0.68900	Oversupply
3/14/2021 9:33	0:02	SSA2	0.013	0.42000	Oversupply
3/14/2021 9:33	0:02	SSA3	0.037	0.72700	Oversupply
3/14/2021 9:35	0:02	SSA2	0.013	0.54000	Oversupply
3/14/2021 9:35	0:02	SSA3	0.037	0.45500	Oversupply
3/14/2021 9:37	0:02	SSA2	0.013	0.55400	Oversupply
3/14/2021 9:39	0:02	SSA2	0.013	1.29800	Oversupply
3/14/2021 9:39	0:02	SSA3	0.037	0.98100	Oversupply
3/14/2021 9:41	0:02	SSA2	0.013	0.50200	Oversupply
3/14/2021 9:41	0:02	SSA3	0.037	0.95400	Oversupply
3/14/2021 9:43	0:02	SSA2	0.009	1.30800	Oversupply
3/14/2021 9:43	0:02	SSA3	0.031	1.57400	Oversupply
3/14/2021 9:45	0:02	SSA2	0.004	1.35600	Oversupply
3/14/2021 9:45	0:02	SSA3	0.032	0.09600	Oversupply
3/14/2021 9:47	0:02	SSA2	0.004	1.18000	Oversupply
3/14/2021 9:47	0:02	SSA3	0.032	1.50700	Oversupply
3/14/2021 9:49	0:02	SSA2	0.004	0.74400	Oversupply
3/14/2021 9:49	0:02	SSA3	0.033	1.24100	Oversupply
3/14/2021 9:51	0:02	SSA2	0.004	1.40600	Oversupply
3/14/2021 9:51	0:02	SSA3	0.033	1.94200	Oversupply
3/14/2021 9:53	0:02	SSA2	0.004	1.41700	Oversupply
3/14/2021 9:53	0:02	SSA3	0.033	1.98500	Oversupply
3/14/2021 9:55	0:02	SSA2	0.004	1.23300	Oversupply
3/14/2021 9:55	0:02	SSA3	0.033	1.01000	Oversupply
3/14/2021 9:57	0:02	SSA2	0.004	1.35800	Oversupply
3/14/2021 9:57	0:02	SSA3	0.032	1.62700	Oversupply
3/14/2021 9:59	0:02	SSA2	-0.004	0.73800	Oversupply
3/14/2021 10:03	0:01	17-2	0.004	0.31200	Oversupply
3/14/2021 10:20	0:02	17-2	0.003	0.75000	Oversupply
3/14/2021 10:24	0:02	17-2	0.003	0.75000	Oversupply
3/14/2021 10:36	0:02	SSA3	0.044	2.85000	Oversupply
3/14/2021 10:37	0:44	17-2	0.391	0.75000	Oversupply
3/14/2021 10:37	0:02	SSA2	0.015	1.75300	Oversupply
3/14/2021 10:38	0:02	SSA3	0.044	0.78100	Oversupply
3/14/2021 10:39	0:02	SSA2	0.015	0.82500	Oversupply
3/14/2021 10:40	0:02	SSA3	0.044	0.71200	Oversupply
3/14/2021 10:41	0:02	SSA2	0.015	0.93100	Oversupply
3/14/2021 10:42	0:02	SSA3	0.044	1.12800	Oversupply
3/14/2021 10:43	0:02	SSA2	0.018	0.49600	Oversupply
3/14/2021 10:44	0:02	SSA3	0.051	0.59100	Oversupply
3/14/2021 10:45	0:02	SSA2	0.024	0.85000	Oversupply
3/14/2021 10:46	0:02	SSA3	0.055	0.99400	Oversupply
3/14/2021 10:47	0:02	SSA2	0.024	0.94100	Oversupply
3/14/2021 10:48	0:02	SSA3	0.055	0.93700	Oversupply
3/14/2021 10:50	0:02	SSA3	0.054	2.33800	Oversupply
3/14/2021 10:51	0:02	SSA2	0.024	1.58600	Oversupply
3/14/2021 10:52	0:02	SSA3	0.057	1.94300	Oversupply
3/14/2021 10:53	0:02	SSA2	0.024	1.47500	Oversupply
3/14/2021 10:54	0:02	SSA3	0.054	1.36400	Oversupply
3/14/2021 10:55	0:02	SSA2	0.024	0.97700	Oversupply
3/14/2021 10:56	0:02	SSA3	0.055	0.91200	Oversupply
3/14/2021 10:58	0:02	SSA2	0.024	0.32500	Oversupply
3/14/2021 10:58	0:02	SSA3	0.052	0.35000	Oversupply
3/14/2021 11:00	0:02	SSA2	0.021	0.51500	Oversupply
3/14/2021 11:00	0:02	SSA3	0.042	0.24100	Oversupply
3/14/2021 11:02	0:02	SSA2	0.021	0.11000	Oversupply
3/14/2021 11:02	0:02	SSA3	0.042	0.02200	Oversupply
3/14/2021 11:03	0:01	BS250	Data is not available	Data is not available	Oversupply





**Maui Curtailment Report**

**March 2021**

Start Date and Time	Duration (minutes)	IPP Curtailed	Estimated Curtailed MWH	Peak MW Curtailed	Reasons for Curtailment
3/14/2021 11:04	0:02	SSA2	0.021	0.07000	Oversupply
3/14/2021 11:04	0:02	SSA3	0.043	0.36200	Oversupply
3/14/2021 11:06	0:02	SSA2	0.021	1.00900	Oversupply
3/14/2021 11:06	0:02	SSA3	0.043	1.25300	Oversupply
3/14/2021 11:08	0:02	SSA2	0.021	1.64800	Oversupply
3/14/2021 11:08	0:02	SSA3	0.043	1.91300	Oversupply
3/14/2021 11:10	0:02	SSA2	0.021	1.93800	Oversupply
3/14/2021 11:10	0:02	SSA3	0.042	2.61500	Oversupply
3/14/2021 11:12	0:02	SSA3	0.043	2.57900	Oversupply
3/14/2021 11:16	0:02	SSA2	-0.003	1.97500	Oversupply
3/14/2021 11:16	0:02	SSA3	0.008	2.60500	Oversupply
3/14/2021 11:28	0:01	17-2	0.003	0.75000	Oversupply
3/14/2021 11:49	0:02	SSA3	0.024	2.90600	Oversupply
3/14/2021 11:50	1:37	17-2	0.844	0.75000	Oversupply
3/14/2021 11:51	0:02	SSA3	0.024	2.45100	Oversupply
3/14/2021 11:53	0:02	SSA3	0.024	1.88000	Oversupply
3/14/2021 11:54	0:02	SSA2	0.000	1.47400	Oversupply
3/14/2021 11:55	0:02	SSA3	0.024	1.89700	Oversupply
3/14/2021 11:56	0:02	SSA2	0.000	1.77700	Oversupply
3/14/2021 11:57	0:02	SSA3	0.024	1.83600	Oversupply
3/14/2021 11:59	0:02	SSA3	0.039	1.89600	Oversupply
3/14/2021 12:00	0:02	SSA2	0.015	1.56600	Oversupply
3/14/2021 12:01	0:02	SSA3	0.047	1.51200	Oversupply
3/14/2021 12:02	0:02	SSA2	0.015	1.57100	Oversupply
3/14/2021 12:03	0:02	SSA3	0.047	1.67200	Oversupply
3/14/2021 12:04	0:02	SSA2	0.015	1.70100	Oversupply
3/14/2021 12:05	0:02	SSA3	0.047	1.74200	Oversupply
3/14/2021 12:06	0:02	SSA2	0.014	1.63800	Oversupply
3/14/2021 12:07	0:02	SSA3	0.047	1.45700	Oversupply
3/14/2021 12:08	0:02	SSA2	0.015	1.66900	Oversupply
3/14/2021 12:09	0:02	SSA3	0.047	1.54700	Oversupply
3/14/2021 12:10	0:02	SSA2	0.015	1.64600	Oversupply
3/14/2021 12:11	0:02	SSA3	0.047	1.64300	Oversupply
3/14/2021 12:12	0:02	SSA2	0.015	1.05800	Oversupply
3/14/2021 12:13	0:02	SSA3	0.052	1.09700	Oversupply
3/14/2021 12:14	0:02	SSA2	0.031	1.21600	Oversupply
3/14/2021 12:15	0:02	SSA3	0.069	1.36400	Oversupply
3/14/2021 12:16	0:02	SSA2	0.036	1.40400	Oversupply
3/14/2021 12:17	0:02	SSA3	0.069	1.15400	Oversupply
3/14/2021 12:18	0:02	SSA2	0.036	0.96900	Oversupply
3/14/2021 12:19	0:01	KWP11	0.000	0.00499	Oversupply
3/14/2021 12:19	0:02	SSA3	0.068	1.04700	Oversupply
3/14/2021 12:20	0:02	SSA2	0.036	0.79100	Oversupply
3/14/2021 12:21	0:01	KWP11	0.001	0.04690	Oversupply
3/14/2021 12:21	0:02	SSA3	0.068	1.03900	Oversupply
3/14/2021 12:22	0:02	SSA2	0.036	0.94300	Oversupply
3/14/2021 12:23	0:02	SSA3	0.069	0.82600	Oversupply
3/14/2021 12:24	0:02	SSA2	0.036	0.63700	Oversupply
3/14/2021 12:25	0:02	SSA3	0.068	0.66400	Oversupply
3/14/2021 12:26	0:02	SSA2	0.036	0.55000	Oversupply
3/14/2021 12:27	0:02	SSA3	0.068	0.44500	Oversupply
3/14/2021 12:28	0:02	SSA2	0.039	0.55300	Oversupply
3/14/2021 12:29	0:02	SSA3	0.075	0.65900	Oversupply
3/14/2021 12:30	0:02	SSA2	0.045	0.52700	Oversupply
3/14/2021 12:31	0:02	SSA3	0.078	0.51400	Oversupply
3/14/2021 12:32	0:02	SSA2	0.046	0.40600	Oversupply
3/14/2021 12:33	0:02	SSA3	0.078	0.60300	Oversupply
3/14/2021 12:34	0:02	SSA2	0.046	0.70900	Oversupply
3/14/2021 12:35	0:02	SSA3	0.078	0.41000	Oversupply
3/14/2021 12:36	0:02	SSA2	0.046	0.71500	Oversupply
3/14/2021 12:37	0:02	SSA3	0.078	0.69400	Oversupply
3/14/2021 12:38	0:02	SSA2	0.045	0.53000	Oversupply
3/14/2021 12:39	0:02	SSA3	0.078	0.22000	Oversupply
3/14/2021 12:40	0:02	SSA2	0.046	0.34200	Oversupply
3/14/2021 12:41	0:02	SSA3	0.078	0.37900	Oversupply
3/14/2021 12:42	0:02	SSA2	0.046	0.24800	Oversupply
3/14/2021 12:43	0:02	SSA3	0.079	0.68100	Oversupply
3/14/2021 12:44	0:02	SSA2	0.045	0.64000	Oversupply
3/14/2021 12:45	0:02	SSA3	0.080	0.64900	Oversupply
3/14/2021 12:46	0:02	SSA2	0.046	0.64100	Oversupply
3/14/2021 12:47	0:02	SSA3	0.080	0.55900	Oversupply
3/14/2021 12:48	0:02	SSA2	0.045	0.66500	Oversupply
3/14/2021 12:49	0:02	SSA3	0.079	0.55100	Oversupply
3/14/2021 12:50	0:02	SSA2	0.046	0.34100	Oversupply
3/14/2021 12:51	0:02	SSA3	0.080	0.52000	Oversupply



Maui Curtailment Report

March 2021

Start Date and Time	Duration (minutes)	IPP Curtailed	Estimated Curtailed MWH	Peak MW Curtailed	Reasons for Curtailment
3/14/2021 12:52	0:02	SSA2	0.046	0.32800	Oversupply
3/14/2021 12:53	0:02	SSA3	0.080	0.30800	Oversupply
3/14/2021 12:54	0:02	SSA2	0.045	0.59000	Oversupply
3/14/2021 12:56	0:02	SSA3	0.079	0.84100	Oversupply
3/14/2021 12:56	0:02	SSA2	0.046	1.13500	Oversupply
3/14/2021 12:58	0:02	SSA3	0.079	0.57700	Oversupply
3/14/2021 12:58	0:02	SSA2	0.040	0.78400	Oversupply
3/14/2021 13:00	0:02	SSA3	0.066	0.63200	Oversupply
3/14/2021 13:00	0:02	SSA2	0.033	0.48800	Oversupply
3/14/2021 13:02	0:02	SSA3	0.066	0.24700	Oversupply
3/14/2021 13:02	0:02	SSA2	0.033	0.58100	Oversupply
3/14/2021 13:04	0:02	SSA3	0.065	0.76800	Oversupply
3/14/2021 13:04	0:02	SSA2	0.033	0.38100	Oversupply
3/14/2021 13:06	0:02	SSA3	0.066	0.36500	Oversupply
3/14/2021 13:06	0:02	SSA2	0.033	0.35300	Oversupply
3/14/2021 13:08	0:02	SSA3	0.066	0.66800	Oversupply
3/14/2021 13:08	0:02	SSA2	0.033	0.94200	Oversupply
3/14/2021 13:10	0:02	SSA3	0.066	1.02000	Oversupply
3/14/2021 13:10	0:02	SSA2	0.033	1.23600	Oversupply
3/14/2021 13:12	0:02	SSA3	0.066	1.43300	Oversupply
3/14/2021 13:12	0:02	SSA2	0.033	1.22500	Oversupply
3/14/2021 13:14	0:02	SSA3	0.039	1.20700	Oversupply
3/14/2021 13:14	0:02	SSA2	0.000	1.66200	Oversupply
3/14/2021 13:16	0:02	SSA3	0.021	1.29800	Oversupply
3/14/2021 13:16	0:02	SSA2	-0.002	1.64700	Oversupply
3/14/2021 13:18	0:02	SSA3	0.021	1.67200	Oversupply
3/14/2021 13:18	0:02	SSA2	-0.002	1.62300	Oversupply
3/14/2021 13:20	0:02	SSA3	0.021	2.09300	Oversupply
3/14/2021 13:22	0:02	SSA3	0.021	1.98400	Oversupply
3/14/2021 13:24	0:02	SSA3	0.021	2.39300	Oversupply
3/15/2021 7:51	78:54	KWP/II	Data is not available	Data is not available	Facility requested
3/16/2021 10:29	0:45	17-2	0.293	0.75000	Oversupply
3/16/2021 10:30	0:02	SSA2	0.008	0.77300	Oversupply
3/16/2021 10:30	0:02	SSA3	0.055	1.84300	Oversupply
3/16/2021 10:32	0:02	SSA2	0.008	0.50600	Oversupply
3/16/2021 10:32	0:02	SSA3	0.055	1.65100	Oversupply
3/16/2021 10:34	0:02	SSA2	0.008	0.77400	Oversupply
3/16/2021 10:34	0:02	SSA3	0.055	2.47000	Oversupply
3/16/2021 10:36	0:02	SSA2	0.008	0.69600	Oversupply
3/16/2021 10:36	0:02	SSA3	0.055	0.96300	Oversupply
3/16/2021 10:38	0:02	SSA2	0.008	0.73900	Oversupply
3/16/2021 10:38	0:02	SSA3	0.055	1.66000	Oversupply
3/16/2021 10:40	0:02	SSA2	0.008	0.85000	Oversupply
3/16/2021 10:40	0:02	SSA3	0.055	1.75300	Oversupply
3/16/2021 10:42	0:02	SSA2	0.008	0.34200	Oversupply
3/16/2021 10:42	0:02	SSA3	0.056	0.47600	Oversupply
3/16/2021 10:44	0:02	SSA2	0.019	0.12700	Oversupply
3/16/2021 10:44	0:02	SSA3	0.076	0.22200	Oversupply
3/16/2021 10:46	0:02	SSA2	0.028	0.42100	Oversupply
3/16/2021 10:46	0:02	SSA3	0.082	1.01700	Oversupply
3/16/2021 10:48	0:02	SSA3	0.083	0.21800	Oversupply
3/16/2021 10:48	0:02	SSA2	0.028	0.41100	Oversupply
3/16/2021 10:50	0:14	SSA2	0.201	0.03200	Oversupply
3/16/2021 10:50	0:14	SSA3	0.502	0.02300	Oversupply
3/16/2021 10:51	0:13	BS250	Data is not available	Data is not available	Oversupply
3/16/2021 10:51	0:14	AWE	0.169	1.10000	Oversupply
3/16/2021 10:55	0:01	KWP	0.002	11.94725	Oversupply
3/16/2021 10:55	0:02	5A	Data is not available	Data is not available	Oversupply
3/16/2021 10:55	0:02	SAG	Data is not available	Data is not available	Oversupply
3/16/2021 10:58	0:01	5A	Data is not available	Data is not available	Oversupply
3/16/2021 10:58	0:01	SAG	Data is not available	Data is not available	Oversupply
3/16/2021 11:00	0:02	5A	Data is not available	Data is not available	Oversupply
3/16/2021 11:00	0:02	SAG	Data is not available	Data is not available	Oversupply
3/16/2021 11:04	0:02	SSA2	0.032	-0.00200	Oversupply
3/16/2021 11:04	0:02	SSA3	0.049	0.08500	Oversupply
3/16/2021 11:06	0:02	SSA2	0.032	-0.00200	Oversupply
3/16/2021 11:06	0:02	SSA3	0.049	0.53300	Oversupply
3/16/2021 11:08	0:02	SSA2	0.032	0.31300	Oversupply
3/16/2021 11:08	0:02	SSA3	0.049	1.48800	Oversupply
3/16/2021 11:10	0:02	SSA3	0.049	2.43100	Oversupply
3/16/2021 11:12	0:02	SSA3	0.049	1.59400	Oversupply
3/16/2021 11:15	0:02	17-2	0.021	0.75000	Oversupply
3/16/2021 11:16	0:02	SSA3	0.006	2.15300	Oversupply
3/16/2021 11:18	0:02	17-2	0.016	0.75000	Oversupply
3/16/2021 11:18	0:02	SSA3	0.006	2.88200	Oversupply



**Maui Curtailment Report**

March 2021

Start Date and Time	Duration (minutes)	IPP Curtailed	Estimated Curtailed MWH	Peak MW Curtailed	Reasons for Curtailment
3/16/2021 11:34	0:05	17-2	0.035	0.60000	Oversupply
3/16/2021 11:34	0:02	SSA3	0.018	1.71300	Oversupply
3/16/2021 11:36	0:02	SSA2	0.006	1.32000	Oversupply
3/16/2021 11:36	0:02	SSA3	0.018	1.91100	Oversupply
3/16/2021 11:41	0:02	17-2	0.011	0.39800	Oversupply
3/16/2021 11:44	0:01	17-2	0.003	0.54200	Oversupply
3/16/2021 11:47	0:01	17-2	0.000	0.46600	Oversupply
3/16/2021 12:43	0:31	17-2	0.237	0.75000	Oversupply
3/16/2021 12:44	0:02	SSA2	0.005	0.77300	Oversupply
3/16/2021 12:45	0:02	SSA3	0.048	2.85600	Oversupply
3/16/2021 12:46	0:02	SSA2	0.006	0.82900	Oversupply
3/16/2021 12:47	0:02	SSA3	0.048	1.78100	Oversupply
3/16/2021 12:48	0:02	SSA2	0.006	0.66100	Oversupply
3/16/2021 12:49	0:02	SSA3	0.048	1.62600	Oversupply
3/16/2021 12:51	0:02	SSA2	0.006	0.76000	Oversupply
3/16/2021 12:51	0:02	SSA3	0.048	1.83200	Oversupply
3/16/2021 12:53	0:02	SSA2	0.006	0.92600	Oversupply
3/16/2021 12:53	0:02	SSA3	0.048	2.06700	Oversupply
3/16/2021 12:55	0:02	SSA2	0.006	0.85300	Oversupply
3/16/2021 12:55	0:02	SSA3	0.048	1.92700	Oversupply
3/16/2021 12:57	0:02	SSA2	0.006	0.33000	Oversupply
3/16/2021 12:57	0:02	SSA3	0.048	0.90800	Oversupply
3/16/2021 12:59	0:02	SSA2	0.004	0.18000	Oversupply
3/16/2021 12:59	0:02	SSA3	0.055	0.44000	Oversupply
3/16/2021 13:01	0:04	SSA2	0.027	0.27600	Oversupply
3/16/2021 13:01	0:02	SSA3	0.041	0.22200	Oversupply
3/16/2021 13:03	0:02	SSA3	0.040	0.81500	Oversupply
3/16/2021 13:05	0:02	SSA3	0.041	1.05900	Oversupply
3/16/2021 13:07	0:02	SSA2	0.014	1.67700	Oversupply
3/16/2021 13:07	0:02	SSA3	0.041	0.90400	Oversupply
3/16/2021 13:09	0:02	SSA2	0.013	1.20400	Oversupply
3/16/2021 13:09	0:02	SSA3	0.040	0.82600	Oversupply
3/16/2021 13:11	0:02	SSA2	0.014	0.86200	Oversupply
3/16/2021 13:23	0:02	SSA3	0.047	1.55500	Oversupply
3/16/2021 13:24	0:13	17-2	0.083	0.75000	Oversupply
3/16/2021 13:25	0:02	SSA2	0.040	0.04200	Oversupply
3/16/2021 13:25	0:06	SSA3	0.120	0.07100	Oversupply
3/16/2021 13:26	0:06	BS250	Data is not available	Data is not available	Oversupply
3/16/2021 13:27	0:05	AWE	0.035	1.20000	Oversupply
3/16/2021 13:27	0:06	SSA2	0.076	-0.00200	Oversupply
3/16/2021 13:28	0:03	5A	Data is not available	Data is not available	Oversupply
3/16/2021 13:28	0:03	SAG	Data is not available	Data is not available	Oversupply
3/16/2021 13:29	0:01	KWP	0.001	5.93407	Oversupply
3/16/2021 13:31	0:02	SSA3	0.024	0.02500	Oversupply
3/16/2021 13:33	0:02	SSA2	0.013	0.37400	Oversupply
3/16/2021 13:33	0:02	SSA3	0.024	1.15700	Oversupply
3/16/2021 14:10	0:38	17-2	0.307	0.75000	Oversupply
3/16/2021 14:10	0:02	SSA3	0.020	2.34100	Oversupply
3/16/2021 14:11	0:02	SSA2	0.003	0.69400	Oversupply
3/16/2021 14:12	0:02	SSA3	0.019	1.79400	Oversupply
3/16/2021 14:13	0:02	SSA2	0.009	0.65200	Oversupply
3/16/2021 14:14	0:15	BS250	Data is not available	Data is not available	Oversupply
3/16/2021 14:14	0:02	SSA3	0.058	1.46600	Oversupply
3/16/2021 14:15	0:06	5A	Data is not available	Data is not available	Oversupply
3/16/2021 14:15	0:06	SAG	Data is not available	Data is not available	Oversupply
3/16/2021 14:15	0:14	SSA2	0.174	0.02800	Oversupply
3/16/2021 14:16	0:13	AWE	0.106	0.70000	Oversupply
3/16/2021 14:16	0:18	SSA3	0.612	0.00600	Oversupply
3/16/2021 14:22	0:06	5A	Data is not available	Data is not available	Oversupply
3/16/2021 14:22	0:06	SAG	Data is not available	Data is not available	Oversupply
3/16/2021 14:27	0:01	KWP	0.002	9.30989	Oversupply
3/16/2021 14:29	0:02	SSA2	0.022	0.11700	Oversupply
3/16/2021 14:30	0:04	BS250	Data is not available	Data is not available	Oversupply
3/16/2021 14:31	0:01	AWE	0.000	0.10000	Oversupply
3/16/2021 14:31	0:03	5A	Data is not available	Data is not available	Oversupply
3/16/2021 14:31	0:03	SAG	Data is not available	Data is not available	Oversupply
3/16/2021 14:31	0:04	SSA2	0.061	-0.00200	Oversupply
3/16/2021 14:34	0:03	KWP	0.006	10.47033	Oversupply
3/16/2021 14:34	0:02	SSA3	0.081	0.05700	Oversupply
3/16/2021 14:35	0:06	BS250	Data is not available	Data is not available	Oversupply
3/16/2021 14:35	0:04	AWE	0.018	0.50000	Oversupply
3/16/2021 14:35	0:05	5A	Data is not available	Data is not available	Oversupply
3/16/2021 14:35	0:05	SAG	Data is not available	Data is not available	Oversupply
3/16/2021 14:35	0:06	SSA2	0.092	-0.00200	Oversupply
3/16/2021 14:36	0:04	SSA3	0.163	0.01400	Oversupply



**Maui Curtailment Report**

March 2021

Start Date and Time	Duration (minutes)	IPP Curtailed	Estimated Curtailed MWH	Peak MW Curtailed	Reasons for Curtailment
3/16/2021 14:40	0:02	SSA3	0.082	0.04400	Oversupply
3/16/2021 14:41	0:02	SSA2		-0.00200	Oversupply
3/16/2021 14:42	0:02	SSA3	0.081	0.58700	Oversupply
3/16/2021 14:43	0:02	SSA2	0.014	0.21800	Oversupply
3/16/2021 14:44	0:02	SSA3	0.037	1.49900	Oversupply
3/16/2021 14:45	0:02	SSA2	-0.001	1.11300	Oversupply
3/16/2021 14:46	0:02	SSA3	0.004	1.32200	Oversupply
3/17/2021 10:27	0:02	SSA3	0.006	1.81900	Oversupply
3/17/2021 10:28	0:02	17-2	0.005	0.20900	Oversupply
3/17/2021 10:32	0:02	SSA2	0.038	0.51700	Oversupply
3/17/2021 10:33	0:02	SSA3	0.076	1.30900	Oversupply
3/17/2021 10:34	0:41	17-2	0.173	0.65700	Oversupply
3/17/2021 10:34	0:20	SSA2	0.466	0.14500	Oversupply
3/17/2021 10:35	0:20	BS250	Data is not available	Data is not available	Oversupply
3/17/2021 10:35	0:20	SSA3	0.869	0.00500	Oversupply
3/17/2021 10:36	0:19	AWE	1.307	8.50000	Oversupply
3/17/2021 10:40	0:06	5A	Data is not available	Data is not available	Oversupply
3/17/2021 10:40	0:06	SAG	Data is not available	Data is not available	Oversupply
3/17/2021 10:44	0:01	KWP	0.001	24.92308	Oversupply
3/17/2021 10:54	0:02	SSA2	0.059	0.17900	Oversupply
3/17/2021 10:56	0:02	SSA3	0.096	0.13000	Oversupply
3/17/2021 10:56	0:02	SSA2	0.059	0.04400	Oversupply
3/17/2021 10:58	0:04	BS250	Data is not available	Data is not available	Oversupply
3/17/2021 10:58	0:04	SSA3	0.160	0.06500	Oversupply
3/17/2021 10:58	0:04	SSA2	0.094	0.01300	Oversupply
3/17/2021 11:00	0:02	AWE	0.011	4.50000	Oversupply
3/17/2021 11:02	0:02	SSA3	0.064	0.12900	Oversupply
3/17/2021 11:03	0:02	SSA2	0.044	-0.00200	Oversupply
3/17/2021 11:04	0:02	SSA3	0.065	0.12700	Oversupply
3/17/2021 11:06	0:02	SSA3	0.065	0.48400	Oversupply
3/17/2021 11:07	0:02	SSA2	0.044	0.40100	Oversupply
3/17/2021 11:08	0:02	SSA3	0.064	1.38200	Oversupply
3/17/2021 11:09	0:02	SSA2	0.044	0.89700	Oversupply
3/17/2021 11:10	0:02	SSA3	0.065	0.68900	Oversupply
3/17/2021 11:11	0:02	SSA2	0.044	0.69900	Oversupply
3/17/2021 11:12	0:02	SSA3	0.064	1.62900	Oversupply
3/17/2021 11:19	0:03	17-2	0.031	0.73000	Oversupply
3/17/2021 11:20	0:02	SSA3	0.019	2.85500	Oversupply
3/17/2021 11:28	0:01	17-2	0.007	0.50600	Oversupply
3/17/2021 11:38	0:01	17-2	0.002	0.29300	Oversupply
3/17/2021 11:40	4:00	17-2	1.606	0.75000	Oversupply
3/17/2021 11:40	0:02	SSA3	0.035	1.88100	Oversupply
3/17/2021 11:41	0:02	SSA2	0.010	1.61300	Oversupply
3/17/2021 11:42	0:02	SSA3	0.035	1.17600	Oversupply
3/17/2021 11:43	0:02	SSA2	0.017	1.35100	Oversupply
3/17/2021 11:44	0:03	BS250	Data is not available	Data is not available	Oversupply
3/17/2021 11:44	0:04	SSA3	0.178	0.02800	Oversupply
3/17/2021 11:45	0:03	AWE	0.033	10.60000	Oversupply
3/17/2021 11:45	0:02	SSA2	0.063	0.01700	Oversupply
3/17/2021 11:47	0:02	SSA2	0.062	-0.00200	Oversupply
3/17/2021 11:48	0:02	SSA3	0.096	0.10500	Oversupply
3/17/2021 11:49	0:02	SSA2	0.063	-0.00200	Oversupply
3/17/2021 11:50	0:48	SSA3	2.122	0.13000	Oversupply
3/17/2021 11:51	6:49	BS250	Data is not available	Data is not available	System Constraint
3/17/2021 11:51	0:47	AWE	1.936	9.60000	Oversupply
3/17/2021 11:51	0:46	SSA2	1.460	0.03200	Oversupply
3/17/2021 12:09	0:07	5A	Data is not available	Data is not available	Oversupply
3/17/2021 12:09	0:07	SAG	Data is not available	Data is not available	Oversupply
3/17/2021 12:10	0:01	KWP	0.005	26.18901	Oversupply
3/17/2021 12:17	0:05	5A	Data is not available	Data is not available	Oversupply
3/17/2021 12:17	0:05	SAG	Data is not available	Data is not available	Oversupply
3/17/2021 12:18	0:01	KWP	0.001	22.44396	Oversupply
3/17/2021 12:24	0:01	5A	Data is not available	Data is not available	Oversupply
3/17/2021 12:24	0:01	SAG	Data is not available	Data is not available	Oversupply
3/17/2021 12:26	0:03	5A	Data is not available	Data is not available	Oversupply
3/17/2021 12:26	0:03	SAG	Data is not available	Data is not available	Oversupply
3/17/2021 12:28	0:02	KWP	0.002	21.07253	Oversupply
3/17/2021 12:37	1:04	SSA2	2.045	0.01200	Oversupply
3/17/2021 12:39	0:02	SSA3	0.095	0.15200	Oversupply
3/17/2021 12:40	1:01	AWE	1.159	3.70000	Oversupply
3/17/2021 12:41	1:00	SSA3	2.786	-0.00200	Oversupply
3/17/2021 12:43	0:11	5A	Data is not available	Data is not available	Oversupply
3/17/2021 12:43	0:11	SAG	Data is not available	Data is not available	Oversupply
3/17/2021 12:46	0:01	KWP	0.002	25.50330	Oversupply
3/17/2021 12:52	0:01	KWP	0.003	22.28572	Oversupply



**Maui Curtailment Report**

March 2021

Start Date and Time	Duration (minutes)	IPP Curtailed	Estimated Curtailed MWH	Peak MW Curtailed	Reasons for Curtailment
3/17/2021 12:56	0:01	5A	Data is not available	Data is not available	Oversupply
3/17/2021 12:56	0:01	SAG	Data is not available	Data is not available	Oversupply
3/17/2021 13:00	0:06	5A	Data is not available	Data is not available	Oversupply
3/17/2021 13:00	0:06	SAG	Data is not available	Data is not available	Oversupply
3/17/2021 13:02	0:01	KWP	0.002	22.91868	Oversupply
3/17/2021 13:04	0:01	KWP	0.001	20.33407	Oversupply
3/17/2021 13:09	0:04	5A	Data is not available	Data is not available	Oversupply
3/17/2021 13:09	0:04	SAG	Data is not available	Data is not available	Oversupply
3/17/2021 13:16	0:08	5A	Data is not available	Data is not available	Oversupply
3/17/2021 13:16	0:08	SAG	Data is not available	Data is not available	Oversupply
3/17/2021 13:19	0:01	KWP	0.001	23.97363	Oversupply
3/17/2021 13:21	0:01	KWP	0.001	21.96923	Oversupply
3/17/2021 13:27	0:02	5A	Data is not available	Data is not available	Oversupply
3/17/2021 13:27	0:02	SAG	Data is not available	Data is not available	Oversupply
3/17/2021 13:30	0:04	5A	Data is not available	Data is not available	Oversupply
3/17/2021 13:30	0:04	SAG	Data is not available	Data is not available	Oversupply
3/17/2021 13:31	0:01	KWP	0.001	22.07473	Oversupply
3/17/2021 13:35	0:02	5A	Data is not available	Data is not available	Oversupply
3/17/2021 13:35	0:02	SAG	Data is not available	Data is not available	Oversupply
3/17/2021 13:36	0:01	KWP	0.001	20.07033	Oversupply
3/17/2021 13:38	0:02	5A	Data is not available	Data is not available	Oversupply
3/17/2021 13:38	0:02	SAG	Data is not available	Data is not available	Oversupply
3/17/2021 13:41	0:02	SSA3	0.096	0.13800	Oversupply
3/17/2021 13:41	0:02	SSA2	0.063	0.08100	Oversupply
3/17/2021 13:43	0:01	5A	Data is not available	Data is not available	Oversupply
3/17/2021 13:43	0:01	SAG	Data is not available	Data is not available	Oversupply
3/17/2021 13:43	0:04	SSA3	0.191	0.02300	Oversupply
3/17/2021 13:43	0:02	SSA2	0.064	0.00000	Oversupply
3/17/2021 13:45	0:02	5A	Data is not available	Data is not available	Oversupply
3/17/2021 13:45	0:02	SAG	Data is not available	Data is not available	Oversupply
3/17/2021 13:45	0:02	SSA2	0.064	0.02300	Oversupply
3/17/2021 13:47	0:02	SSA3	0.095	0.10800	Oversupply
3/17/2021 13:47	0:06	SSA2	0.193	0.01200	Oversupply
3/17/2021 13:48	0:03	5A	Data is not available	Data is not available	Oversupply
3/17/2021 13:48	0:03	SAG	Data is not available	Data is not available	Oversupply
3/17/2021 13:49	0:08	SSA3	0.380	0.01100	Oversupply
3/17/2021 13:50	0:02	KWP	0.003	24.34286	Oversupply
3/17/2021 13:52	0:06	5A	Data is not available	Data is not available	Oversupply
3/17/2021 13:52	0:06	SAG	Data is not available	Data is not available	Oversupply
3/17/2021 13:54	0:02	SSA2	0.064	0.01500	Oversupply
3/17/2021 13:55	0:01	KWP	0.001	22.28572	Oversupply
3/17/2021 13:56	0:02	SSA2	0.064	-0.00100	Oversupply
3/17/2021 13:57	0:02	SSA3	0.095	0.00200	Oversupply
3/17/2021 13:58	0:02	SSA2	0.064	0.02000	Oversupply
3/17/2021 13:59	0:02	SSA3	0.096	0.21500	Oversupply
3/17/2021 14:00	0:05	5A	Data is not available	Data is not available	Oversupply
3/17/2021 14:00	0:05	SAG	Data is not available	Data is not available	Oversupply
3/17/2021 14:00	0:06	SSA2	0.189	0.13400	Oversupply
3/17/2021 14:01	0:05	AWE	0.021	0.70000	Oversupply
3/17/2021 14:01	0:04	SSA3	0.162	0.02100	Oversupply
3/17/2021 14:02	0:01	KWP	0.001	23.28791	Oversupply
3/17/2021 14:05	0:02	SSA3	0.081	0.20200	Oversupply
3/17/2021 14:06	0:02	SSA2	0.063	0.28200	Oversupply
3/17/2021 14:07	1:17	SSA3	3.390	0.00800	Oversupply
3/17/2021 14:08	0:05	5A	Data is not available	Data is not available	Oversupply
3/17/2021 14:08	0:05	SAG	Data is not available	Data is not available	Oversupply
3/17/2021 14:08	0:13	AWE	0.116	1.00000	Oversupply
3/17/2021 14:08	1:16	SSA2	2.357	0.00700	Oversupply
3/17/2021 14:10	0:01	KWP	0.002	22.97143	Oversupply
3/17/2021 14:15	0:05	5A	Data is not available	Data is not available	Oversupply
3/17/2021 14:15	0:05	SAG	Data is not available	Data is not available	Oversupply
3/17/2021 14:16	0:01	KWP	0.001	20.65055	Oversupply
3/17/2021 14:22	1:02	AWE	1.228	2.50000	Oversupply
3/17/2021 14:23	0:10	5A	Data is not available	Data is not available	Oversupply
3/17/2021 14:23	0:10	SAG	Data is not available	Data is not available	Oversupply
3/17/2021 14:36	0:03	5A	Data is not available	Data is not available	Oversupply
3/17/2021 14:36	0:03	SAG	Data is not available	Data is not available	Oversupply
3/17/2021 14:41	0:02	5A	Data is not available	Data is not available	Oversupply
3/17/2021 14:41	0:02	KWP	0.004	26.24176	Oversupply
3/17/2021 14:41	0:02	SAG	Data is not available	Data is not available	Oversupply
3/17/2021 14:45	0:01	5A	Data is not available	Data is not available	Oversupply
3/17/2021 14:45	0:01	SAG	Data is not available	Data is not available	Oversupply
3/17/2021 14:48	0:08	5A	Data is not available	Data is not available	Oversupply
3/17/2021 14:48	0:08	SAG	Data is not available	Data is not available	Oversupply
3/17/2021 14:49	0:01	KWP	0.004	27.40220	Oversupply



**Maui Curtailment Report**

**March 2021**

Start Date and Time	Duration (minutes)	IPP Curtailed	Estimated Curtailed MWH	Peak MW Curtailed	Reasons for Curtailment
3/17/2021 14:51	0:01	KWP	0.004	26.87473	Oversupply
3/17/2021 14:55	0:01	KWP	0.003	26.40000	Oversupply
3/17/2021 14:57	0:05	5A	Data is not available	Data is not available	Oversupply
3/17/2021 14:57	0:05	SAG	Data is not available	Data is not available	Oversupply
3/17/2021 15:00	0:01	KWP	0.001	25.08132	Oversupply
3/17/2021 15:03	0:02	5A	Data is not available	Data is not available	Oversupply
3/17/2021 15:03	0:02	SAG	Data is not available	Data is not available	Oversupply
3/17/2021 15:06	0:01	5A	Data is not available	Data is not available	Oversupply
3/17/2021 15:06	0:01	KWP	0.001	25.71428	Oversupply
3/17/2021 15:06	0:01	SAG	Data is not available	Data is not available	Oversupply
3/17/2021 15:09	0:01	5A	Data is not available	Data is not available	Oversupply
3/17/2021 15:09	0:01	SAG	Data is not available	Data is not available	Oversupply
3/17/2021 15:11	0:02	5A	Data is not available	Data is not available	Oversupply
3/17/2021 15:11	0:02	SAG	Data is not available	Data is not available	Oversupply
3/17/2021 15:14	0:04	5A	Data is not available	Data is not available	Oversupply
3/17/2021 15:14	0:04	SAG	Data is not available	Data is not available	Oversupply
3/17/2021 15:17	0:01	KWP	0.001	26.66374	Oversupply
3/17/2021 15:21	0:01	5A	Data is not available	Data is not available	Oversupply
3/17/2021 15:21	0:01	SAG	Data is not available	Data is not available	Oversupply
3/17/2021 15:24	0:02	SSA3	0.072	0.01800	Oversupply
3/17/2021 15:24	0:02	SSA2	0.048	0.05600	Oversupply
3/17/2021 15:26	0:02	SSA3	0.071	0.36200	Oversupply
3/17/2021 15:26	0:02	SSA2	0.047	0.80800	Oversupply
3/17/2021 15:28	0:02	SSA3	0.062	1.18000	Oversupply
3/17/2021 15:28	0:02	SSA2	0.036	1.35900	Oversupply
3/17/2021 15:30	0:02	SSA3	0.015	1.15100	Oversupply
3/17/2021 15:30	0:02	SSA2	0.002	1.26700	Oversupply
3/17/2021 15:32	0:02	SSA3	0.015	1.75700	Oversupply
3/17/2021 15:32	0:02	SSA2	0.002	1.51200	Oversupply
3/17/2021 15:34	0:02	SSA3	0.015	0.60100	Oversupply
3/17/2021 15:36	0:02	SSA3	0.015	1.73100	Oversupply
3/17/2021 15:38	0:02	SSA3	0.015	2.36000	Oversupply
3/18/2021 4:05	0:09	AWE	0.578	8.60000	Oversupply
3/18/2021 4:15	0:15	AWE	0.387	6.00000	Oversupply
3/18/2021 4:33	0:02	AWE	0.003	6.40000	Oversupply
3/18/2021 4:36	0:01	AWE	0.002	6.40000	Oversupply
3/18/2021 4:38	0:02	AWE	0.016	6.60000	Oversupply
3/18/2021 4:41	0:58	AWE	3.638	19.60000	Oversupply
3/18/2021 5:40	0:23	AWE	0.418	21.00000	Oversupply
3/18/2021 6:05	0:01	AWE	0.004	20.10000	Oversupply
3/18/2021 6:10	0:01	AWE	0.003	20.50000	Oversupply
3/18/2021 6:20	12:20	BS250	Data is not available	Data is not available	System Constraint
3/18/2021 8:47	0:05	17-2	0.007	0.14500	Oversupply
3/18/2021 8:48	0:02	SSA3	0.012	0.14700	Oversupply
3/18/2021 8:49	0:02	SSA2	0.010	1.07200	Oversupply
3/18/2021 8:53	0:01	17-2	0.001	0.04300	Oversupply
3/18/2021 8:57	0:02	SSA2	0.010	1.31900	Oversupply
3/18/2021 8:58	0:07	17-2	0.012	0.14400	Oversupply
3/18/2021 8:58	0:02	SSA3	0.006	0.14900	Oversupply
3/18/2021 8:59	0:02	SSA2	0.011	0.17300	Oversupply
3/18/2021 9:00	0:02	SSA3	0.004	0.90000	Oversupply
3/18/2021 9:01	0:02	SSA2	0.004	0.42700	Oversupply
3/18/2021 9:02	0:02	SSA3	0.004	0.89100	Oversupply
3/18/2021 9:03	0:02	SSA2	0.004	0.29300	Oversupply
3/18/2021 9:19	0:02	SSA2	0.007	1.93100	Oversupply
3/18/2021 9:21	0:05	17-2	0.016	0.21700	Oversupply
3/18/2021 9:22	0:02	SSA3	0.009	1.65200	Oversupply
3/18/2021 9:23	0:02	SSA2	0.007	1.21400	Oversupply
3/18/2021 9:24	0:02	SSA3	0.009	1.09300	Oversupply
3/18/2021 9:35	0:04	17-2	0.034	0.67300	Oversupply
3/18/2021 9:35	0:02	SSA3	0.014	0.09700	Oversupply
3/18/2021 9:35	0:02	SSA2	0.006	0.45400	Oversupply
3/18/2021 9:37	0:02	SSA3	0.014	0.61400	Oversupply
3/18/2021 9:40	0:03	17-2	0.014	0.30600	Oversupply
3/18/2021 9:41	0:02	SSA3	0.014	0.09000	Oversupply
3/18/2021 9:41	0:02	SSA2	0.006	0.23100	Oversupply
3/18/2021 9:45	0:02	SSA3	0.013	0.56700	Oversupply
3/18/2021 9:46	0:07	17-2	0.018	0.17800	Oversupply
3/18/2021 9:47	0:02	SSA3	0.013	0.28000	Oversupply
3/18/2021 9:47	0:02	SSA2	0.004	0.03400	Oversupply
3/18/2021 9:49	0:02	SSA3	0.013	1.51500	Oversupply
3/18/2021 9:49	0:02	SSA2	0.004	0.61500	Oversupply
3/18/2021 9:51	0:02	SSA3	0.013	2.07200	Oversupply
3/18/2021 9:51	0:02	SSA2	0.004	0.61000	Oversupply
3/18/2021 10:45	0:07	17-2	0.029	0.39300	Oversupply



Maui Curtailment Report

March 2021

Start Date and Time	Duration (minutes)	IPP Curtailed	Estimated Curtailed MWH	Peak MW Curtailed	Reasons for Curtailment
3/18/2021 10:47	0:02	SSA3	0.013	2.32600	Oversupply
3/18/2021 10:49	0:02	SSA3	0.013	1.43200	Oversupply
3/18/2021 10:49	0:02	SSA2	-0.001	0.16500	Oversupply
3/18/2021 10:59	0:06	17-2	0.020	0.28400	Oversupply
3/18/2021 10:59	0:02	SSA3	0.014	1.35400	Oversupply
3/18/2021 11:01	0:02	SSA3	0.019	1.25400	Oversupply
3/18/2021 11:26	0:02	SSA2	0.001	0.91500	Oversupply
3/18/2021 11:27	0:24	17-2	0.099	0.51300	Oversupply
3/18/2021 11:27	0:02	SSA3	0.012	1.08900	Oversupply
3/18/2021 11:28	0:02	SSA2	0.002	0.66500	Oversupply
3/18/2021 11:29	0:02	SSA3	0.046	0.98300	Oversupply
3/18/2021 11:30	0:02	SSA2	0.013	0.44900	Oversupply
3/18/2021 11:31	0:02	SSA3	0.047	1.39500	Oversupply
3/18/2021 11:32	0:02	SSA2	0.013	0.70300	Oversupply
3/18/2021 11:33	0:02	SSA3	0.047	1.41300	Oversupply
3/18/2021 11:34	0:02	SSA2	0.013	0.83700	Oversupply
3/18/2021 11:35	0:02	SSA3	0.047	1.97300	Oversupply
3/18/2021 11:38	0:02	SSA3	0.047	1.94400	Oversupply
3/18/2021 11:38	0:02	SSA2	0.013	1.08800	Oversupply
3/18/2021 11:40	0:01	AWE	0.020	16.40000	Oversupply
3/18/2021 11:40	0:02	SSA3	0.047	0.03600	Oversupply
3/18/2021 11:40	0:02	SSA2	0.013	0.01300	Oversupply
3/18/2021 11:42	0:02	SSA3	0.047	0.13300	Oversupply
3/18/2021 11:42	0:02	SSA2	0.013	-0.00800	Oversupply
3/18/2021 11:44	0:02	SSA3	0.036	0.12100	Oversupply
3/18/2021 11:44	0:02	SSA2	0.006	-0.00800	Oversupply
3/18/2021 11:46	0:02	SSA2	0.001	0.12900	Oversupply
3/18/2021 11:48	0:02	SSA3	0.016	1.27400	Oversupply
3/18/2021 11:48	0:02	SSA2	0.001	0.70200	Oversupply
3/18/2021 12:00	0:07	17-2	0.040	0.59900	Oversupply
3/18/2021 12:02	0:02	SSA3	0.046	0.03500	Oversupply
3/18/2021 12:02	0:02	SSA2	0.009	0.60000	Oversupply
3/18/2021 12:04	0:02	SSA3	0.046	0.70700	Oversupply
3/18/2021 12:04	0:02	SSA2	0.009	0.68500	Oversupply
3/18/2021 12:10	5:36	17-2	2.440	0.75000	Oversupply
3/18/2021 12:10	0:02	SSA3	0.046	0.43200	Oversupply
3/18/2021 12:10	0:02	SSA2	0.009	0.58600	Oversupply
3/18/2021 12:12	3:56	AWE	28.194	21.00000	Oversupply
3/18/2021 12:12	4:14	SSA3	9.285	0.00000	Oversupply
3/18/2021 12:12	3:59	SSA2	4.607	-0.00700	Oversupply
3/18/2021 15:16	0:17	KWPPI	1.273	5.73824	Oversupply
3/18/2021 15:34	0:38	KWPPI	3.380	5.73824	Oversupply
3/18/2021 16:11	0:14	SSA2	0.169	0.00200	Oversupply
3/18/2021 16:14	0:11	KWPPI	0.357	5.73824	Oversupply
3/18/2021 16:26	0:02	SSA2	0.021	-0.00200	Oversupply
3/18/2021 16:26	0:02	SSA3	0.042	0.00100	Oversupply
3/18/2021 16:28	0:02	SSA2	0.020	-0.00200	Oversupply
3/18/2021 16:28	0:02	SSA3	0.039	0.08800	Oversupply
3/18/2021 16:52	0:06	KWPPI	0.628	7.23518	Oversupply
3/18/2021 16:52	0:18	SSA2	0.274	0.11600	Oversupply
3/18/2021 16:52	0:16	SSA3	0.238	0.38900	Oversupply
3/18/2021 16:59	0:05	KWPPI	0.296	7.23518	Oversupply
3/18/2021 17:05	0:04	KWPPI	0.162	7.23518	Oversupply
3/18/2021 17:08	0:02	SSA3	0.028	-0.00200	Oversupply
3/18/2021 17:14	0:05	KWPPI	0.075	7.23518	Oversupply
3/18/2021 17:14	0:04	SSA2	0.038	0.01400	Oversupply
3/18/2021 17:14	0:04	SSA3	0.030	0.00500	Oversupply
3/18/2021 22:31	7:00	KWPPI	53.618	8.73211	Oversupply
3/19/2021 0:10	0:02	AWE	0.006	17.90000	Oversupply
3/19/2021 0:13	0:02	AWE	0.004	17.70000	Oversupply
3/19/2021 0:16	0:02	AWE	0.004	17.30000	Oversupply
3/19/2021 0:19	0:01	AWE	0.008	17.30000	Oversupply
3/19/2021 0:21	3:34	AWE	9.647	17.40000	Oversupply
3/19/2021 3:56	0:01	AWE	0.001	8.00000	Oversupply
3/19/2021 4:00	0:01	AWE	0.005	8.30000	Oversupply
3/19/2021 4:02	0:01	AWE	0.006	8.30000	Oversupply
3/19/2021 4:04	0:01	AWE	0.005	8.50000	Oversupply
3/19/2021 4:06	0:04	AWE	0.048	9.90000	Oversupply
3/19/2021 4:11	0:06	AWE	0.065	10.20000	Oversupply
3/19/2021 4:18	0:03	AWE	0.032	11.40000	Oversupply
3/19/2021 4:23	0:01	AWE	0.007	11.40000	Oversupply
3/19/2021 4:25	0:13	AWE	0.328	13.50000	Oversupply
3/19/2021 4:39	0:02	AWE	0.005	11.20000	Oversupply
3/19/2021 4:43	0:02	AWE	0.009	11.50000	Oversupply
3/19/2021 4:46	0:08	AWE	0.110	14.20000	Oversupply



**Maui Curtailment Report**

March 2021

Start Date and Time	Duration (minutes)	IPP Curtailed	Estimated Curtailed MWH	Peak MW Curtailed	Reasons for Curtailment
3/19/2021 4:58	0:01	AWE	0.000	12.40000	Oversupply
3/19/2021 5:43	0:25	KWP/II	0.870	8.73211	Oversupply
3/19/2021 6:10	0:33	KWP/II	0.918	8.73211	Oversupply
3/19/2021 6:20	12:20	BS250	Data is not available	Data is not available	System Constraint
3/19/2021 6:56	0:08	SSA2	0.002	0.03300	Oversupply
3/19/2021 6:57	0:08	KWP/II	0.231	8.73211	Oversupply
3/19/2021 6:57	0:08	SSA3	0.008	0.00300	Oversupply
3/19/2021 6:58	0:07	17-2	0.001	0.01300	Oversupply
3/19/2021 7:17	8:55	SSA3	20.139	0.31000	Oversupply
3/19/2021 7:18	8:55	SSA2	13.498	0.00200	Oversupply
3/19/2021 7:19	9:00	17-2	5.192	0.75000	Oversupply
3/19/2021 7:19	0:22	KWP/II	0.222	10.22904	Oversupply
3/19/2021 7:46	3:27	KWP/II	28.612	10.22904	Oversupply
3/19/2021 8:09	0:01	AWE	0.003	20.90000	Oversupply
3/19/2021 8:13	0:07	AWE	0.081	20.70000	Oversupply
3/19/2021 8:21	7:04	AWE	110.014	21.00000	Oversupply
3/19/2021 9:07	1:14	SAG	Data is not available	Data is not available	Oversupply
3/19/2021 9:36	0:28	5A	Data is not available	Data is not available	Oversupply
3/19/2021 9:39	0:01	KWP	0.001	26.45275	Oversupply
3/19/2021 9:42	0:02	KWP	0.002	25.97802	Oversupply
3/19/2021 9:51	0:01	KWP	0.001	23.34066	Oversupply
3/19/2021 9:56	0:01	KWP	0.002	22.23297	Oversupply
3/19/2021 10:06	0:02	5A	Data is not available	Data is not available	Oversupply
3/19/2021 10:09	0:03	5A	Data is not available	Data is not available	Oversupply
3/19/2021 10:13	0:01	5A	Data is not available	Data is not available	Oversupply
3/19/2021 10:15	0:02	KWP	0.003	18.17143	Oversupply
3/19/2021 10:15	0:06	5A	Data is not available	Data is not available	Oversupply
3/19/2021 10:22	0:22	5A	Data is not available	Data is not available	Oversupply
3/19/2021 10:22	0:22	SAG	Data is not available	Data is not available	Oversupply
3/19/2021 10:30	0:01	KWP	0.001	14.47912	Oversupply
3/19/2021 10:41	0:01	KWP	0.002	12.47473	Oversupply
3/19/2021 10:46	0:02	5A	Data is not available	Data is not available	Oversupply
3/19/2021 10:46	0:02	SAG	Data is not available	Data is not available	Oversupply
3/19/2021 10:49	0:06	5A	Data is not available	Data is not available	Oversupply
3/19/2021 10:49	0:06	SAG	Data is not available	Data is not available	Oversupply
3/19/2021 10:52	0:01	KWP	0.001	10.78681	Oversupply
3/19/2021 10:56	0:08	5A	Data is not available	Data is not available	Oversupply
3/19/2021 10:56	0:08	SAG	Data is not available	Data is not available	Oversupply
3/19/2021 10:57	0:01	KWP	0.001	9.57363	Oversupply
3/19/2021 10:59	0:01	KWP	0.001	9.41538	Oversupply
3/19/2021 11:05	0:11	5A	Data is not available	Data is not available	Oversupply
3/19/2021 11:05	0:11	SAG	Data is not available	Data is not available	Oversupply
3/19/2021 11:11	0:02	KWP	0.002	8.46593	Oversupply
3/19/2021 11:14	0:01	KWP	0.001	7.14725	Oversupply
3/19/2021 11:14	1:54	KWP/II	13.028	8.73211	Oversupply
3/19/2021 11:17	0:03	KWP	0.004	7.14725	Oversupply
3/19/2021 11:18	0:13	5A	Data is not available	Data is not available	Oversupply
3/19/2021 11:18	0:13	SAG	Data is not available	Data is not available	Oversupply
3/19/2021 11:27	0:01	KWP	0.001	5.72308	Oversupply
3/19/2021 11:32	0:01	KWP	0.001	5.51209	Oversupply
3/19/2021 11:32	0:15	5A	Data is not available	Data is not available	Oversupply
3/19/2021 11:32	0:15	SAG	Data is not available	Data is not available	Oversupply
3/19/2021 11:40	0:01	KWP	0.001	5.14286	Oversupply
3/19/2021 11:45	0:01	KWP	0.001	3.98242	Oversupply
3/19/2021 11:48	0:03	5A	Data is not available	Data is not available	Oversupply
3/19/2021 11:48	0:03	SAG	Data is not available	Data is not available	Oversupply
3/19/2021 11:53	0:12	5A	Data is not available	Data is not available	Oversupply
3/19/2021 11:53	0:12	SAG	Data is not available	Data is not available	Oversupply
3/19/2021 11:54	0:01	KWP	0.001	4.14066	Oversupply
3/19/2021 12:01	0:02	KWP	0.004	3.08571	Oversupply
3/19/2021 12:06	0:01	5A	Data is not available	Data is not available	Oversupply
3/19/2021 12:06	0:01	SAG	Data is not available	Data is not available	Oversupply
3/19/2021 12:08	0:09	5A	Data is not available	Data is not available	Oversupply
3/19/2021 12:08	0:09	SAG	Data is not available	Data is not available	Oversupply
3/19/2021 12:10	0:02	KWP	0.004	2.55824	Oversupply
3/19/2021 12:17	0:01	KWP	0.002	2.29451	Oversupply
3/19/2021 12:19	0:02	5A	Data is not available	Data is not available	Oversupply
3/19/2021 12:19	0:02	SAG	Data is not available	Data is not available	Oversupply
3/19/2021 12:24	0:09	5A	Data is not available	Data is not available	Oversupply
3/19/2021 12:24	0:09	SAG	Data is not available	Data is not available	Oversupply
3/19/2021 12:28	0:01	KWP	0.001	5.51209	Oversupply
3/19/2021 12:30	0:01	KWP	0.002	5.61758	Oversupply
3/19/2021 12:36	0:03	5A	Data is not available	Data is not available	Oversupply
3/19/2021 12:36	0:03	SAG	Data is not available	Data is not available	Oversupply
3/19/2021 12:40	0:03	5A	Data is not available	Data is not available	Oversupply





**Maui Curtailment Report**

March 2021

Start Date and Time	Duration (minutes)	IPP Curtailed	Estimated Curtailed MWH	Peak MW Curtailed	Reasons for Curtailment
3/19/2021 12:40	0:03	SAG	Data is not available	Data is not available	Oversupply
3/19/2021 12:46	0:01	5A	Data is not available	Data is not available	Oversupply
3/19/2021 12:46	0:01	SAG	Data is not available	Data is not available	Oversupply
3/19/2021 12:48	0:01	5A	Data is not available	Data is not available	Oversupply
3/19/2021 12:48	0:01	SAG	Data is not available	Data is not available	Oversupply
3/19/2021 12:50	0:05	5A	Data is not available	Data is not available	Oversupply
3/19/2021 12:50	0:05	SAG	Data is not available	Data is not available	Oversupply
3/19/2021 12:52	0:01	KWP	0.000	12.89670	Oversupply
3/19/2021 12:56	0:01	5A	Data is not available	Data is not available	Oversupply
3/19/2021 12:56	0:01	SAG	Data is not available	Data is not available	Oversupply
3/19/2021 13:02	0:10	5A	Data is not available	Data is not available	Oversupply
3/19/2021 13:02	0:10	SAG	Data is not available	Data is not available	Oversupply
3/19/2021 13:07	0:01	KWP	0.001	21.38901	Oversupply
3/19/2021 13:11	2:28	KWP/II	21.018	11.72598	Oversupply
3/19/2021 13:13	0:05	5A	Data is not available	Data is not available	Oversupply
3/19/2021 13:13	0:05	SAG	Data is not available	Data is not available	Oversupply
3/19/2021 13:15	0:01	KWP	0.002	21.70549	Oversupply
3/19/2021 13:19	0:02	5A	Data is not available	Data is not available	Oversupply
3/19/2021 13:19	0:02	SAG	Data is not available	Data is not available	Oversupply
3/19/2021 13:22	0:01	5A	Data is not available	Data is not available	Oversupply
3/19/2021 13:22	0:01	KWP	0.001	22.65495	Oversupply
3/19/2021 13:22	0:01	SAG	Data is not available	Data is not available	Oversupply
3/19/2021 13:24	0:01	5A	Data is not available	Data is not available	Oversupply
3/19/2021 13:24	0:01	SAG	Data is not available	Data is not available	Oversupply
3/19/2021 13:25	0:01	KWP	0.002	22.33846	Oversupply
3/19/2021 13:27	0:01	5A	Data is not available	Data is not available	Oversupply
3/19/2021 13:27	0:01	SAG	Data is not available	Data is not available	Oversupply
3/19/2021 13:29	0:03	5A	Data is not available	Data is not available	Oversupply
3/19/2021 13:29	0:03	SAG	Data is not available	Data is not available	Oversupply
3/19/2021 13:30	0:01	KWP	0.003	22.76044	Oversupply
3/19/2021 13:33	0:01	5A	Data is not available	Data is not available	Oversupply
3/19/2021 13:33	0:01	SAG	Data is not available	Data is not available	Oversupply
3/19/2021 13:33	0:02	KWP	0.002	24.18462	Oversupply
3/19/2021 13:35	0:02	5A	Data is not available	Data is not available	Oversupply
3/19/2021 13:35	0:02	SAG	Data is not available	Data is not available	Oversupply
3/19/2021 13:38	0:04	5A	Data is not available	Data is not available	Oversupply
3/19/2021 13:38	0:04	SAG	Data is not available	Data is not available	Oversupply
3/19/2021 13:43	0:04	5A	Data is not available	Data is not available	Oversupply
3/19/2021 13:43	0:04	SAG	Data is not available	Data is not available	Oversupply
3/19/2021 13:49	0:03	5A	Data is not available	Data is not available	Oversupply
3/19/2021 13:49	0:03	SAG	Data is not available	Data is not available	Oversupply
3/19/2021 13:55	0:01	5A	Data is not available	Data is not available	Oversupply
3/19/2021 13:55	0:01	SAG	Data is not available	Data is not available	Oversupply
3/19/2021 13:58	0:01	KWP	0.004	26.45275	Oversupply
3/19/2021 13:58	0:02	5A	Data is not available	Data is not available	Oversupply
3/19/2021 13:58	0:02	SAG	Data is not available	Data is not available	Oversupply
3/19/2021 14:01	0:06	5A	Data is not available	Data is not available	Oversupply
3/19/2021 14:01	0:06	SAG	Data is not available	Data is not available	Oversupply
3/19/2021 14:04	0:01	KWP	0.004	26.34725	Oversupply
3/19/2021 14:09	0:04	5A	Data is not available	Data is not available	Oversupply
3/19/2021 14:09	0:04	SAG	Data is not available	Data is not available	Oversupply
3/19/2021 14:11	0:01	KWP	0.002	26.87473	Oversupply
3/19/2021 14:17	0:04	5A	Data is not available	Data is not available	Oversupply
3/19/2021 14:17	0:04	SAG	Data is not available	Data is not available	Oversupply
3/19/2021 14:23	0:02	5A	Data is not available	Data is not available	Oversupply
3/19/2021 14:23	0:02	SAG	Data is not available	Data is not available	Oversupply
3/19/2021 15:26	0:09	AWE	0.217	20.00000	Oversupply
3/19/2021 15:40	0:31	KWP/II	1.992	11.70602	Oversupply
3/19/2021 16:12	0:01	KWP/II	0.009	11.68306	Oversupply
3/19/2021 16:12	0:02	SSA3	0.062	0.09600	Oversupply
3/19/2021 16:14	0:02	SSA2	0.027	0.13300	Oversupply
3/19/2021 16:14	0:02	SSA3	0.030	1.01100	Oversupply
3/19/2021 23:09	0:22	KWP/II	0.569	11.72598	Oversupply
3/20/2021 0:04	5:02	KWP/II	49.794	11.72598	Oversupply
3/20/2021 1:34	0:01	AWE	0.004	20.20000	Oversupply
3/20/2021 1:36	0:03	AWE	0.013	20.70000	Oversupply
3/20/2021 1:42	0:02	AWE	0.002	20.40000	Oversupply
3/20/2021 1:45	0:01	AWE	0.001	20.10000	Oversupply
3/20/2021 1:48	0:01	AWE	0.003	19.90000	Oversupply
3/20/2021 1:52	0:01	AWE	0.001	19.70000	Oversupply
3/20/2021 1:57	0:01	AWE	0.003	19.90000	Oversupply
3/20/2021 1:59	0:01	AWE	0.002	19.90000	Oversupply
3/20/2021 2:01	0:02	AWE	0.007	20.10000	Oversupply
3/20/2021 2:04	0:03	AWE	0.023	20.00000	Oversupply
3/20/2021 2:09	0:01	AWE	0.005	19.90000	Oversupply



**Maui Curtailment Report**

**March 2021**

Start Date and Time	Duration (minutes)	IPP Curtailed	Estimated Curtailed MWH	Peak MW Curtailed	Reasons for Curtailment
3/20/2021 2:14	0:46	AWE	0.870	20.60000	Oversupply
3/20/2021 3:01	0:37	AWE	0.747	20.60000	Oversupply
3/20/2021 3:39	0:04	AWE	0.038	20.60000	Oversupply
3/20/2021 3:44	0:04	AWE	0.045	20.20000	Oversupply
3/20/2021 3:49	0:36	AWE	0.381	20.60000	Oversupply
3/20/2021 4:26	0:01	AWE	0.003	20.00000	Oversupply
3/20/2021 4:28	0:04	AWE	0.014	20.80000	Oversupply
3/20/2021 4:33	0:04	AWE	0.016	20.40000	Oversupply
3/20/2021 4:38	0:01	AWE	0.002	20.20000	Oversupply
3/20/2021 4:40	0:12	AWE	0.064	20.60000	Oversupply
3/20/2021 5:07	0:47	KWPPI	5.497	11.72498	Oversupply
3/20/2021 5:56	0:21	KWPPI	0.485	11.72298	Oversupply
3/20/2021 6:20	12:20	BS250	Data is not available	Data is not available	System Constraint
3/20/2021 7:50	0:02	17-2	0.001	0.03600	Oversupply
3/20/2021 7:53	0:09	17-2	0.011	0.13300	Oversupply
3/20/2021 7:53	0:02	SSA2	0.002	0.09100	Oversupply
3/20/2021 7:53	0:02	SSA3	0.015	0.16600	Oversupply
3/20/2021 7:55	0:06	KWPPI	0.091	11.72598	Oversupply
3/20/2021 7:55	0:06	SSA2	0.001	0.00100	Oversupply
3/20/2021 7:55	0:06	SSA3	0.036	0.00200	Oversupply
3/20/2021 8:09	0:02	SSA2	0.003	0.39100	Oversupply
3/20/2021 8:10	7:55	17-2	2.843	0.75000	Oversupply
3/20/2021 8:10	0:02	SSA3	0.011	0.04600	Oversupply
3/20/2021 8:11	0:02	SSA2	0.003	0.43700	Oversupply
3/20/2021 8:12	0:02	SSA3	0.011	0.72000	Oversupply
3/20/2021 8:13	0:02	SSA2	0.004	0.40100	Oversupply
3/20/2021 8:14	0:02	SSA3	0.019	0.36700	Oversupply
3/20/2021 8:15	0:02	SSA2	0.018	0.27500	Oversupply
3/20/2021 8:16	0:02	SSA3	0.034	0.39000	Oversupply
3/20/2021 8:17	0:02	SSA2	0.018	0.05800	Oversupply
3/20/2021 8:18	0:02	SSA3	0.034	0.20700	Oversupply
3/20/2021 8:19	0:02	SSA2	0.018	0.21300	Oversupply
3/20/2021 8:20	0:02	SSA3	0.034	0.25400	Oversupply
3/20/2021 8:21	0:02	SSA2	0.018	0.16300	Oversupply
3/20/2021 8:22	0:02	SSA3	0.034	0.24500	Oversupply
3/20/2021 8:24	0:02	SSA2	0.018	0.31300	Oversupply
3/20/2021 8:24	0:02	SSA3	0.034	0.26900	Oversupply
3/20/2021 8:26	0:02	SSA2	0.018	0.07800	Oversupply
3/20/2021 8:26	0:02	SSA3	0.034	0.20900	Oversupply
3/20/2021 8:28	0:02	SSA2	0.018	0.16300	Oversupply
3/20/2021 8:28	0:02	SSA3	0.035	0.37600	Oversupply
3/20/2021 8:30	0:02	SSA2	0.027	0.34500	Oversupply
3/20/2021 8:30	0:02	SSA3	0.049	0.06400	Oversupply
3/20/2021 8:32	0:02	SSA2	0.028	0.01700	Oversupply
3/20/2021 8:32	0:02	SSA3	0.049	0.03500	Oversupply
3/20/2021 8:33	0:04	KWPPI	0.019	11.72598	Oversupply
3/20/2021 8:34	0:02	SSA2	0.027	-0.00200	Oversupply
3/20/2021 8:34	0:02	SSA3	0.049	0.00800	Oversupply
3/20/2021 8:36	0:02	SSA2	0.027	-0.00200	Oversupply
3/20/2021 8:36	1:37	SSA3	3.138	0.01100	Oversupply
3/20/2021 8:38	1:35	SSA2	1.566	-0.00100	Oversupply
3/20/2021 8:39	1:34	KWPPI	13.255	11.72598	Oversupply
3/20/2021 9:20	0:38	AWE	1.940	21.00000	Oversupply
3/20/2021 10:12	0:02	SSA2	0.049	0.10300	Oversupply
3/20/2021 10:13	0:02	SSA3	0.038	0.18500	Oversupply
3/20/2021 10:14	5:02	SSA2	8.118	0.00800	Oversupply
3/20/2021 10:15	5:01	KWPPI	64.853	16.21677	Oversupply
3/20/2021 10:15	5:00	SSA3	11.936	0.00800	Oversupply
3/20/2021 11:00	1:01	AWE	6.156	21.00000	Oversupply
3/20/2021 12:11	0:06	AWE	0.174	21.00000	Oversupply
3/20/2021 12:26	0:01	AWE	0.003	21.00000	Oversupply
3/20/2021 12:31	2:40	AWE	19.255	21.00000	Oversupply
3/20/2021 15:15	0:02	SSA3	0.080	0.00300	Oversupply
3/20/2021 15:16	0:02	SSA2	0.063	0.01700	Oversupply
3/20/2021 15:17	0:38	SSA3	1.382	0.18600	Oversupply
3/20/2021 15:18	0:37	KWPPI	3.939	14.71984	Oversupply
3/20/2021 15:18	0:36	SSA2	1.082	-0.00200	Oversupply
3/20/2021 15:54	0:02	SSA2	0.053	0.11500	Oversupply
3/20/2021 15:55	0:02	SSA3	0.064	0.28500	Oversupply
3/20/2021 15:56	0:02	SSA2	0.053	0.06000	Oversupply
3/20/2021 15:57	0:02	SSA3	0.064	0.02700	Oversupply
3/20/2021 15:58	0:02	SSA2	0.045	0.09300	Oversupply
3/20/2021 15:59	0:02	SSA3	0.026	0.42000	Oversupply
3/20/2021 16:00	0:02	SSA2	0.013	0.12800	Oversupply
3/20/2021 16:01	0:02	SSA3	0.013	0.17400	Oversupply



**Maui Curtailment Report**

March 2021

Start Date and Time	Duration (minutes)	IPP Curtailed	Estimated Curtailed MWH	Peak MW Curtailed	Reasons for Curtailment
3/20/2021 16:02	0:02	SSA2	0.013	0.13700	Oversupply
3/20/2021 16:03	0:02	SSA3	0.013	0.82100	Oversupply
3/20/2021 22:58	0:04	KWP	0.022	16.21677	Oversupply
3/20/2021 23:22	6:33	KWP	45.755	16.21677	Oversupply
3/21/2021 5:57	0:01	KWP	0.005	16.21677	Oversupply
3/21/2021 6:20	12:20	BS250	Data is not available	Data is not available	System Constraint
3/21/2021 8:38	0:02	SSA2	0.004	0.78200	Oversupply
3/21/2021 8:39	0:07	17-2	0.008	0.11100	Oversupply
3/21/2021 8:39	0:02	SSA3	0.007	0.14600	Oversupply
3/21/2021 8:40	0:02	SSA2	0.004	0.80000	Oversupply
3/21/2021 8:41	0:02	SSA3	0.007	0.92000	Oversupply
3/21/2021 8:42	0:02	SSA2	0.004	0.80400	Oversupply
3/21/2021 8:43	0:02	SSA3	0.007	1.15400	Oversupply
3/21/2021 8:47	0:11	17-2	0.011	0.12200	Oversupply
3/21/2021 8:47	0:02	SSA3	0.014	1.63700	Oversupply
3/21/2021 8:48	0:02	SSA2	0.007	0.27100	Oversupply
3/21/2021 8:49	0:02	SSA3	0.014	0.46700	Oversupply
3/21/2021 8:50	0:02	SSA2	0.007	0.47000	Oversupply
3/21/2021 8:51	0:02	SSA3	0.014	0.50400	Oversupply
3/21/2021 8:52	0:02	SSA2	0.007	0.82200	Oversupply
3/21/2021 8:53	0:02	SSA3	0.014	1.17700	Oversupply
3/21/2021 8:54	0:02	SSA2	0.007	0.94300	Oversupply
3/21/2021 8:55	0:02	SSA3	0.014	1.50100	Oversupply
3/21/2021 8:56	0:02	SSA2	0.007	0.96600	Oversupply
3/21/2021 8:57	0:02	SSA3	0.014	1.40400	Oversupply
3/21/2021 9:08	7:29	17-2	3.457	0.75000	Oversupply
3/21/2021 9:08	0:02	SSA2	0.012	1.09800	Oversupply
3/21/2021 9:09	0:02	SSA3	0.024	0.10100	Oversupply
3/21/2021 9:10	0:02	SSA2	0.013	0.98600	Oversupply
3/21/2021 9:11	0:02	SSA3	0.024	0.59200	Oversupply
3/21/2021 9:12	0:02	SSA2	0.012	0.35400	Oversupply
3/21/2021 9:13	6:29	SSA3	17.180	0.05100	Oversupply
3/21/2021 9:14	6:28	SSA2	11.580	-0.00200	Oversupply
3/21/2021 9:15	6:27	KWP	97.348	16.21677	Oversupply
3/21/2021 10:08	5:30	AWE	87.815	21.00000	Oversupply
3/21/2021 12:01	0:02	5A	Data is not available	Data is not available	Oversupply
3/21/2021 12:01	0:02	SAG	Data is not available	Data is not available	Oversupply
3/21/2021 12:02	0:01	KWP	0.001	24.97582	Oversupply
3/21/2021 12:05	0:01	5A	Data is not available	Data is not available	Oversupply
3/21/2021 12:05	0:01	SAG	Data is not available	Data is not available	Oversupply
3/21/2021 12:07	0:01	5A	Data is not available	Data is not available	Oversupply
3/21/2021 12:07	0:01	SAG	Data is not available	Data is not available	Oversupply
3/21/2021 12:08	0:01	KWP	0.001	24.71209	Oversupply
3/21/2021 12:09	0:03	5A	Data is not available	Data is not available	Oversupply
3/21/2021 12:09	0:03	SAG	Data is not available	Data is not available	Oversupply
3/21/2021 12:13	0:01	5A	Data is not available	Data is not available	Oversupply
3/21/2021 12:13	0:01	SAG	Data is not available	Data is not available	Oversupply
3/21/2021 12:15	0:01	KWP	0.002	25.02857	Oversupply
3/21/2021 12:15	0:06	5A	Data is not available	Data is not available	Oversupply
3/21/2021 12:15	0:06	SAG	Data is not available	Data is not available	Oversupply
3/21/2021 12:22	0:03	5A	Data is not available	Data is not available	Oversupply
3/21/2021 12:22	0:03	SAG	Data is not available	Data is not available	Oversupply
3/21/2021 12:24	0:02	KWP	0.005	22.28572	Oversupply
3/21/2021 12:26	0:06	5A	Data is not available	Data is not available	Oversupply
3/21/2021 12:26	0:06	SAG	Data is not available	Data is not available	Oversupply
3/21/2021 12:31	0:01	KWP	0.002	21.91648	Oversupply
3/21/2021 12:33	0:01	5A	Data is not available	Data is not available	Oversupply
3/21/2021 12:33	0:01	SAG	Data is not available	Data is not available	Oversupply
3/21/2021 12:36	0:05	5A	Data is not available	Data is not available	Oversupply
3/21/2021 12:36	0:05	SAG	Data is not available	Data is not available	Oversupply
3/21/2021 12:38	0:01	KWP	0.001	21.23077	Oversupply
3/21/2021 12:43	0:01	5A	Data is not available	Data is not available	Oversupply
3/21/2021 12:43	0:01	KWP	0.001	21.60000	Oversupply
3/21/2021 12:43	0:01	SAG	Data is not available	Data is not available	Oversupply
3/21/2021 12:45	0:05	5A	Data is not available	Data is not available	Oversupply
3/21/2021 12:45	0:05	SAG	Data is not available	Data is not available	Oversupply
3/21/2021 12:48	0:01	KWP	0.001	22.02198	Oversupply
3/21/2021 12:51	0:05	5A	Data is not available	Data is not available	Oversupply
3/21/2021 12:51	0:05	SAG	Data is not available	Data is not available	Oversupply
3/21/2021 12:57	0:02	5A	Data is not available	Data is not available	Oversupply
3/21/2021 12:57	0:02	SAG	Data is not available	Data is not available	Oversupply
3/21/2021 13:01	0:10	5A	Data is not available	Data is not available	Oversupply
3/21/2021 13:01	0:10	SAG	Data is not available	Data is not available	Oversupply
3/21/2021 13:05	0:01	KWP	0.001	22.39121	Oversupply
3/21/2021 13:12	0:03	5A	Data is not available	Data is not available	Oversupply



**Maui Curtailment Report**

**March 2021**

Start Date and Time	Duration (minutes)	IPP Curtailed	Estimated Curtailed MWH	Peak MW Curtailed	Reasons for Curtailment
3/21/2021 13:12	0:03	SAG	Data is not available	Data is not available	Oversupply
3/21/2021 13:16	0:07	5A	Data is not available	Data is not available	Oversupply
3/21/2021 13:16	0:07	SAG	Data is not available	Data is not available	Oversupply
3/21/2021 13:19	0:01	KWP	0.002	23.07692	Oversupply
3/21/2021 13:24	0:01	5A	Data is not available	Data is not available	Oversupply
3/21/2021 13:24	0:01	SAG	Data is not available	Data is not available	Oversupply
3/21/2021 13:26	0:02	5A	Data is not available	Data is not available	Oversupply
3/21/2021 13:26	0:02	SAG	Data is not available	Data is not available	Oversupply
3/21/2021 13:30	0:01	5A	Data is not available	Data is not available	Oversupply
3/21/2021 13:30	0:01	SAG	Data is not available	Data is not available	Oversupply
3/21/2021 13:33	0:02	5A	Data is not available	Data is not available	Oversupply
3/21/2021 13:33	0:02	SAG	Data is not available	Data is not available	Oversupply
3/21/2021 13:35	0:01	KWP	0.001	21.01978	Oversupply
3/21/2021 13:36	0:01	5A	Data is not available	Data is not available	Oversupply
3/21/2021 13:36	0:01	SAG	Data is not available	Data is not available	Oversupply
3/21/2021 13:38	0:03	5A	Data is not available	Data is not available	Oversupply
3/21/2021 13:38	0:03	SAG	Data is not available	Data is not available	Oversupply
3/21/2021 13:43	0:06	5A	Data is not available	Data is not available	Oversupply
3/21/2021 13:43	0:06	SAG	Data is not available	Data is not available	Oversupply
3/21/2021 13:51	0:05	5A	Data is not available	Data is not available	Oversupply
3/21/2021 13:51	0:05	SAG	Data is not available	Data is not available	Oversupply
3/21/2021 13:53	0:01	KWP	0.002	21.54725	Oversupply
3/21/2021 13:57	0:01	KWP	0.001	21.54725	Oversupply
3/21/2021 13:57	0:02	5A	Data is not available	Data is not available	Oversupply
3/21/2021 13:57	0:02	SAG	Data is not available	Data is not available	Oversupply
3/21/2021 13:59	0:01	KWP	0.002	20.96703	Oversupply
3/21/2021 14:04	0:05	5A	Data is not available	Data is not available	Oversupply
3/21/2021 14:04	0:05	SAG	Data is not available	Data is not available	Oversupply
3/21/2021 14:06	0:01	KWP	0.002	25.60879	Oversupply
3/21/2021 15:42	0:02	SSA3	0.061	0.55200	Oversupply
3/21/2021 15:43	0:02	SSA2	0.056	0.14200	Oversupply
3/21/2021 15:44	0:41	KWP/II	3.653	16.21677	Oversupply
3/21/2021 15:44	0:40	SSA3	0.959	0.04900	Oversupply
3/21/2021 15:45	0:40	SSA2	1.006	-0.00200	Oversupply
3/21/2021 16:24	0:02	SSA3	0.043	-0.00200	Oversupply
3/21/2021 16:25	0:02	SSA2	0.045	-0.00200	Oversupply
3/21/2021 16:26	0:02	SSA3	0.043	0.71200	Oversupply
3/21/2021 16:27	0:02	SSA2	0.045	-0.00200	Oversupply
3/21/2021 16:28	0:02	SSA3	0.034	1.24700	Oversupply
3/21/2021 16:29	0:02	SSA2	0.022	0.10700	Oversupply
3/21/2021 16:30	0:02	SSA3	0.008	1.00100	Oversupply
3/21/2021 16:31	0:02	SSA2	0.010	0.13900	Oversupply
3/21/2021 16:32	0:02	SSA3	0.008	0.85100	Oversupply
3/21/2021 16:33	0:02	SSA2	0.010	0.13600	Oversupply
3/21/2021 23:14	0:02	KWP/II	0.011	16.21677	Oversupply
3/21/2021 23:17	0:15	KWP/II	0.205	16.21677	Oversupply
3/21/2021 23:36	0:10	KWP/II	0.074	16.21677	Oversupply
3/22/2021 0:19	4:53	KWP/II	33.961	16.21677	Oversupply
3/22/2021 6:20	12:20	BS250	Data is not available	Data is not available	System Constraint
3/22/2021 7:43	0:02	SSA2	0.003	0.20200	Oversupply
3/22/2021 7:43	0:02	SSA3	0.005	0.68300	Oversupply
3/22/2021 7:44	0:07	17-2	0.004	0.03800	Oversupply
3/22/2021 7:45	0:01	KWP/II	0.003	16.20879	Oversupply
3/22/2021 7:45	0:02	SSA3	0.015	0.14600	Oversupply
3/22/2021 7:47	0:02	SSA2	0.008	0.00100	Oversupply
3/22/2021 7:47	0:02	SSA3	0.015	0.00700	Oversupply
3/22/2021 7:48	0:01	KWP/II	0.002	16.20779	Oversupply
3/22/2021 7:49	0:02	SSA3	0.015	0.10300	Oversupply
3/22/2021 7:51	0:02	SSA3	0.015	0.44100	Oversupply
3/22/2021 7:53	0:02	SSA2	0.008	0.28700	Oversupply
3/22/2021 7:54	0:01	17-2	0.001	0.06300	Oversupply
3/22/2021 7:57	0:02	SSA2	0.008	0.32300	Oversupply
3/22/2021 7:57	0:02	SSA3	0.015	0.90300	Oversupply
3/22/2021 7:58	0:34	17-2	0.044	0.12200	Oversupply
3/22/2021 7:59	0:10	SSA2	0.075	0.13700	Oversupply
3/22/2021 7:59	0:10	SSA3	0.161	0.00100	Oversupply
3/22/2021 8:01	0:01	KWP/II	0.015	16.20679	Oversupply
3/22/2021 8:03	0:02	KWP/II	0.022	16.20280	Oversupply
3/22/2021 8:06	0:04	KWP/II	0.080	16.20280	Oversupply
3/22/2021 8:09	0:02	SSA2	0.016	0.00100	Oversupply
3/22/2021 8:09	0:02	SSA3	0.034	-0.00100	Oversupply
3/22/2021 8:11	0:02	SSA2	0.016	0.26100	Oversupply
3/22/2021 8:11	0:02	SSA3	0.034	0.53400	Oversupply
3/22/2021 8:13	0:18	SSA2	0.187	0.02800	Oversupply
3/22/2021 8:13	0:16	SSA3	0.331	0.00900	Oversupply



Maui Curtailment Report

March 2021

Start Date and Time	Duration (minutes)	IPP Curtailed	Estimated Curtailed MWH	Peak MW Curtailed	Reasons for Curtailment
3/22/2021 8:14	0:10	KWP/II	0.236	16.21078	Oversupply
3/22/2021 8:25	0:05	KWP/II	0.061	16.16987	Oversupply
3/22/2021 8:29	0:02	SSA3	0.038	0.00000	Oversupply
3/22/2021 8:31	0:02	SSA3	0.044	0.27500	Oversupply
3/22/2021 8:33	0:02	SSA2	0.023	0.14700	Oversupply
3/22/2021 8:33	0:02	SSA3	0.044	1.04900	Oversupply
3/22/2021 8:34	0:30	17-2	0.071	0.48500	Oversupply
3/22/2021 8:35	0:10	SSA2	0.118	0.01700	Oversupply
3/22/2021 8:35	0:14	SSA3	0.336	0.01200	Oversupply
3/22/2021 8:36	0:25	KWP/II	1.017	16.13095	Oversupply
3/22/2021 8:45	0:04	SSA2	0.062	0.05400	Oversupply
3/22/2021 8:49	0:12	SSA2	0.176	-0.00200	Oversupply
3/22/2021 8:49	0:12	SSA3	0.302	-0.00100	Oversupply
3/22/2021 9:01	0:02	SSA2	0.026	0.10200	Oversupply
3/22/2021 9:01	0:02	SSA3	0.023	0.71500	Oversupply
3/22/2021 9:11	0:02	SSA2	0.026	0.50400	Oversupply
3/22/2021 9:12	0:02	SSA3	0.023	1.94500	Oversupply
3/22/2021 9:12	4:27	17-2	2.756	0.75000	Oversupply
3/22/2021 9:13	0:02	SSA2	0.029	1.10000	Oversupply
3/22/2021 9:14	0:02	SSA3	0.044	0.31900	Oversupply
3/22/2021 9:15	3:31	SSA2	6.013	0.04500	Oversupply
3/22/2021 9:16	3:31	KWP/II	39.209	16.21677	Oversupply
3/22/2021 9:16	3:30	SSA3	9.089	0.01400	Oversupply
3/22/2021 10:44	0:01	AWE	0.000	20.80000	Oversupply
3/22/2021 10:48	1:15	AWE	5.896	20.80000	Oversupply
3/22/2021 12:07	0:05	AWE	0.063	20.50000	Oversupply
3/22/2021 12:46	0:02	SSA3	0.095	0.01500	Oversupply
3/22/2021 12:47	0:02	SSA2	0.063	0.29200	Oversupply
3/22/2021 12:48	0:35	KWP/II	3.321	14.26278	Oversupply
3/22/2021 12:48	0:36	SSA3	1.683	0.00900	Oversupply
3/22/2021 12:49	0:34	SSA2	1.073	0.00200	Oversupply
3/22/2021 13:23	0:02	SSA2	0.062	0.03800	Oversupply
3/22/2021 13:24	0:02	SSA3	0.085	0.13600	Oversupply
3/22/2021 13:25	0:02	SSA2	0.061	0.94000	Oversupply
3/22/2021 13:26	0:06	SSA3	0.194	0.01400	Oversupply
3/22/2021 13:27	0:06	KWP/II	0.235	14.08913	Oversupply
3/22/2021 13:27	0:06	SSA2	0.115	0.01300	Oversupply
3/22/2021 13:32	0:02	SSA3	0.037	0.00400	Oversupply
3/22/2021 13:33	0:02	SSA2	0.018	0.18200	Oversupply
3/22/2021 13:34	0:02	SSA3	0.037	0.19000	Oversupply
3/22/2021 13:35	0:02	SSA2	0.019	0.55600	Oversupply
3/22/2021 13:36	0:02	SSA3	0.037	1.18800	Oversupply
3/22/2021 13:37	0:02	SSA2	0.019	1.75600	Oversupply
3/23/2021 6:20	12:20	BS250	Data is not available	Data is not available	System Constraint
3/23/2021 6:45	6:51	KWP/II	Data is not available	Data is not available	Facility requested
3/23/2021 13:25	0:01	AWE	0.002	0.10000	Oversupply
3/23/2021 13:28	0:01	AWE	0.002	0.10000	Oversupply
3/23/2021 14:25	0:01	KWP/II	0.001	0.03293	Oversupply
3/23/2021 20:24	0:01	KWP/II	0.000	0.01697	Oversupply
3/24/2021 6:20	12:20	BS250	Data is not available	Data is not available	System Constraint
3/24/2021 22:04	0:01	KWP/II	0.001	0.06886	Oversupply
3/25/2021 6:20	12:20	BS250	Data is not available	Data is not available	System Constraint
3/25/2021 13:56	0:01	KWP	0.004	0.13187	Oversupply
3/26/2021 4:13	0:01	AWE	0.002	0.10000	Oversupply
3/26/2021 4:31	0:01	AWE	0.002	0.10000	Oversupply
3/26/2021 6:20	12:20	BS250	Data is not available	Data is not available	System Constraint
3/26/2021 10:11	0:01	17-2	0.004	0.75000	Oversupply
3/26/2021 10:13	0:02	17-2	0.002	0.75000	Oversupply
3/26/2021 10:19	0:09	17-2	0.019	0.75000	Oversupply
3/26/2021 10:30	0:01	17-2	0.001	0.75000	Oversupply
3/26/2021 10:32	0:39	17-2	0.014	0.75000	Oversupply
3/26/2021 11:12	0:01	17-2	0.000	0.75000	Oversupply
3/26/2021 11:14	0:03	17-2	0.001	0.75000	Oversupply
3/26/2021 11:21	0:41	17-2	0.473	0.75000	Oversupply
3/26/2021 11:22	0:02	SSA3	0.009	2.89300	Oversupply
3/26/2021 11:25	0:02	SSA2	0.004	1.59700	Oversupply
3/26/2021 11:26	0:02	SSA3	0.009	2.42400	Oversupply
3/26/2021 11:27	0:02	SSA2	0.004	1.96300	Oversupply
3/26/2021 11:28	0:02	SSA3	0.010	2.33400	Oversupply
3/26/2021 11:29	0:02	SSA2	0.010	1.26500	Oversupply
3/26/2021 11:30	0:02	SSA3	0.046	2.02800	Oversupply
3/26/2021 11:31	0:02	SSA2	0.020	1.73100	Oversupply
3/26/2021 11:32	0:02	SSA3	0.045	1.43600	Oversupply
3/26/2021 11:33	0:02	SSA2	0.020	0.90700	Oversupply
3/26/2021 11:34	0:02	SSA3	0.045	1.06000	Oversupply



Maui Curtailment Report

March 2021

Start Date and Time	Duration (minutes)	IPP Curtailed	Estimated Curtailed MWH	Peak MW Curtailed	Reasons for Curtailment
3/26/2021 11:35	0:02	SSA2	0.020	1.11200	Oversupply
3/26/2021 11:36	0:02	SSA3	0.045	1.30500	Oversupply
3/26/2021 11:37	0:02	SSA2	0.020	0.71100	Oversupply
3/26/2021 11:38	0:02	SSA3	0.045	0.98500	Oversupply
3/26/2021 11:39	0:02	SSA2	0.020	1.31300	Oversupply
3/26/2021 11:40	0:02	SSA3	0.045	1.55300	Oversupply
3/26/2021 11:41	0:02	SSA2	0.020	2.09300	Oversupply
3/26/2021 11:42	0:02	SSA3	0.045	2.71500	Oversupply
3/26/2021 11:43	0:02	SSA2	0.024	1.74100	Oversupply
3/26/2021 11:44	0:02	SSA3	0.046	1.73700	Oversupply
3/26/2021 11:45	0:02	SSA2	0.028	1.20000	Oversupply
3/26/2021 11:46	0:02	SSA3	0.046	2.13500	Oversupply
3/26/2021 11:47	0:02	SSA2	0.028	1.21200	Oversupply
3/26/2021 11:48	0:02	SSA3	0.047	0.12400	Oversupply
3/26/2021 11:49	0:02	SSA2	0.028	0.93900	Oversupply
3/26/2021 11:50	0:02	SSA3	0.047	0.93000	Oversupply
3/26/2021 11:51	0:02	SSA2	0.028	1.00100	Oversupply
3/26/2021 11:52	0:02	SSA3	0.047	1.29400	Oversupply
3/26/2021 11:53	0:02	SSA2	0.028	1.42000	Oversupply
3/26/2021 11:54	0:02	SSA3	0.047	1.35600	Oversupply
3/26/2021 11:55	0:02	SSA2	0.028	0.63900	Oversupply
3/26/2021 11:56	0:02	SSA3	0.047	1.17400	Oversupply
3/26/2021 11:57	0:02	SSA2	0.028	0.90400	Oversupply
3/26/2021 11:59	0:02	SSA2	0.024	1.08200	Oversupply
3/26/2021 12:03	0:05	17-2	0.021	0.75000	Oversupply
3/26/2021 12:04	0:02	SSA3	0.002	2.92100	Oversupply
3/26/2021 12:12	0:01	17-2	0.008	0.75000	Oversupply
3/26/2021 12:17	0:42	17-2	0.113	0.75000	Oversupply
3/26/2021 12:18	0:02	SSA3	0.009	2.92100	Oversupply
3/26/2021 12:19	0:02	SSA2	0.002	1.82100	Oversupply
3/26/2021 12:20	0:02	SSA3	0.009	2.55600	Oversupply
3/26/2021 12:21	0:02	SSA2	0.002	2.03000	Oversupply
3/26/2021 12:22	0:02	SSA3	0.009	2.55800	Oversupply
3/26/2021 14:20	0:12	17-2	0.003	0.75000	Oversupply
3/26/2021 14:33	0:12	17-2	0.003	0.75000	Oversupply
3/26/2021 14:47	0:06	17-2	0.002	0.75000	Oversupply
3/26/2021 15:00	0:01	17-2	0.001	0.75000	Oversupply
3/26/2021 15:03	0:05	17-2	0.002	0.75000	Oversupply
3/26/2021 15:13	0:01	17-2	0.000	0.75000	Oversupply
3/26/2021 15:16	0:02	17-2	0.002	0.75000	Oversupply
3/26/2021 15:28	0:01	17-2	0.001	0.75000	Oversupply
3/26/2021 15:36	0:03	17-2	0.001	0.75000	Oversupply
3/26/2021 15:51	0:01	17-2	0.000	0.75000	Oversupply
3/27/2021 3:46	0:01	AWE	0.000	20.30000	Oversupply
3/27/2021 4:00	0:02	AWE	0.011	14.90000	Oversupply
3/27/2021 4:00	0:02	KWPPII	0.019	0.87521	Oversupply
3/27/2021 4:03	0:02	KWPPII	0.031	1.98793	Oversupply
3/27/2021 4:06	0:01	KWPPII	0.006	2.97790	Oversupply
3/27/2021 4:16	0:09	KWPPII	0.177	4.69837	Oversupply
3/27/2021 4:21	0:01	AWE	0.010	15.60000	Oversupply
3/27/2021 4:33	0:06	KWPPII	0.068	3.71738	Oversupply
3/27/2021 4:40	0:01	KWPPII	0.003	4.31516	Oversupply
3/27/2021 4:45	2:00	KWPPII	15.069	18.58991	Oversupply
3/27/2021 4:59	0:01	AWE	0.001	15.30000	Oversupply
3/27/2021 5:21	0:01	AWE	0.003	17.10000	Oversupply
3/27/2021 5:23	0:02	AWE	0.017	16.20000	Oversupply
3/27/2021 6:20	12:20	BS250	Data is not available	Data is not available	System Constraint
3/27/2021 8:19	8:11	17-2	4.689	0.75000	Oversupply
3/27/2021 8:19	0:02	SSA2	0.016	0.37100	Oversupply
3/27/2021 8:19	0:02	SSA3	0.034	0.05600	Oversupply
3/27/2021 8:20	0:01	KWPPII	0.006	6.80705	Oversupply
3/27/2021 8:21	0:02	SSA2	0.016	-0.00500	Oversupply
3/27/2021 8:21	0:02	SSA3	0.034	-0.00200	Oversupply
3/27/2021 8:23	0:02	SSA2	0.016	0.07000	Oversupply
3/27/2021 8:23	7:15	SSA3	18.008	-0.00200	Oversupply
3/27/2021 8:24	7:14	KWPPII	76.690	18.04104	Oversupply
3/27/2021 8:25	7:13	SSA2	11.000	-0.00200	Oversupply
3/27/2021 8:32	0:07	AWE	0.050	21.00000	Oversupply
3/27/2021 8:40	0:01	AWE	0.001	21.00000	Oversupply
3/27/2021 8:53	5:31	AWE	52.216	21.00000	Oversupply
3/27/2021 14:29	0:15	AWE	0.557	21.00000	Oversupply
3/27/2021 14:45	0:01	AWE	0.001	21.00000	Oversupply
3/27/2021 14:47	0:26	AWE	1.184	21.00000	Oversupply
3/27/2021 15:14	0:11	AWE	0.437	21.00000	Oversupply
3/27/2021 15:31	0:01	AWE	0.001	21.00000	Oversupply



Maui Curtailment Report

March 2021

Start Date and Time	Duration (minutes)	IPP Curtailed	Estimated Curtailed MWH	Peak MW Curtailed	Reasons for Curtailment
3/27/2021 15:37	0:02	SSA2	0.062	0.00000	Oversupply
3/27/2021 15:38	0:36	SSA3	1.042	0.20600	Oversupply
3/27/2021 15:39	0:36	KWPPII	3.834	19.20465	Oversupply
3/27/2021 15:39	0:36	SSA2	1.079	0.00400	Oversupply
3/27/2021 16:15	0:02	SSA3	0.025	0.00300	Oversupply
3/27/2021 16:15	0:02	SSA2	0.034	0.09900	Oversupply
3/27/2021 16:17	0:02	SSA3	0.025	0.18600	Oversupply
3/27/2021 16:17	0:02	SSA2	0.033	0.13900	Oversupply
3/27/2021 16:19	0:02	SSA3	0.025	0.59200	Oversupply
3/27/2021 16:19	0:02	SSA2	0.034	0.13300	Oversupply
3/27/2021 16:21	0:02	SSA3	0.025	0.91000	Oversupply
3/27/2021 16:21	0:02	SSA2	0.034	0.40300	Oversupply
3/27/2021 16:23	0:02	SSA3	0.025	0.98500	Oversupply
3/27/2021 16:23	0:02	SSA2	0.033	1.30200	Oversupply
3/27/2021 16:25	0:02	SSA3	0.025	0.67900	Oversupply
3/27/2021 16:25	0:02	SSA2	0.034	0.76800	Oversupply
3/27/2021 16:27	0:02	SSA3	0.025	0.23200	Oversupply
3/27/2021 16:27	0:02	SSA2	0.034	1.03300	Oversupply
3/27/2021 16:29	0:02	SSA3	0.012	1.71100	Oversupply
3/27/2021 16:55	0:02	SSA3	0.006	1.25000	Oversupply
3/27/2021 16:56	0:05	17-2	0.033	0.43200	Oversupply
3/27/2021 16:56	0:02	SSA2	0.006	1.16800	Oversupply
3/27/2021 16:57	0:02	SSA3	0.006	0.23900	Oversupply
3/27/2021 16:58	0:02	SSA2	0.006	0.15500	Oversupply
3/27/2021 16:59	0:02	SSA3	0.004	1.21500	Oversupply
3/27/2021 17:00	0:02	SSA2	0.000	0.67800	Oversupply
3/27/2021 17:02	0:01	17-2	0.003	0.40800	Oversupply
3/27/2021 23:37	8:25	17-2	0.077	0.22200	Oversupply
3/27/2021 23:37	8:24	KWPPII	132.596	19.21064	Oversupply
3/28/2021 1:03	1:39	AWE	4.418	21.00000	Oversupply
3/28/2021 2:43	2:39	AWE	13.200	21.00000	Oversupply
3/28/2021 5:23	0:06	AWE	0.043	21.00000	Oversupply
3/28/2021 5:30	0:04	AWE	0.017	21.00000	Oversupply
3/28/2021 6:20	12:20	BS250	Data is not available	Data is not available	System Constraint
3/28/2021 6:31	1:31	SSA3	0.594	0.03000	Oversupply
3/28/2021 6:37	1:25	SSA2	0.299	0.00000	Oversupply
3/28/2021 7:48	0:01	AWE	0.001	21.00000	Oversupply
3/28/2021 7:55	0:02	AWE	0.016	21.00000	Oversupply
3/28/2021 8:02	0:02	SSA3	0.031	1.12900	Oversupply
3/28/2021 8:03	0:34	17-2	0.139	0.56300	Oversupply
3/28/2021 8:03	0:34	KWPPII	7.276	19.17072	Oversupply
3/28/2021 8:03	0:34	SSA2	0.307	0.00200	Oversupply
3/28/2021 8:04	0:32	SSA3	0.668	0.00400	Oversupply
3/28/2021 8:25	0:08	AWE	0.118	21.00000	Oversupply
3/28/2021 8:39	1:00	SSA2	0.783	0.01500	Oversupply
3/28/2021 8:40	1:02	17-2	0.349	0.70900	Oversupply
3/28/2021 8:40	0:49	KWPPII	8.821	18.87832	Oversupply
3/28/2021 8:40	0:48	SSA3	0.953	-0.00200	Oversupply
3/28/2021 9:19	0:05	AWE	0.058	21.00000	Oversupply
3/28/2021 9:28	0:02	SSA3	0.035	0.03400	Oversupply
3/28/2021 9:30	0:08	SSA3	0.194	0.00500	Oversupply
3/28/2021 9:31	0:09	KWPPII	0.666	11.89563	Oversupply
3/28/2021 9:38	0:02	SSA3	0.049	-0.00200	Oversupply
3/28/2021 9:40	0:02	SSA2	0.030	0.11700	Oversupply
3/28/2021 9:46	0:08	17-2	0.039	0.49000	Oversupply
3/28/2021 9:46	0:02	SSA2	0.033	0.86000	Oversupply
3/28/2021 9:47	0:02	SSA3	0.032	0.47700	Oversupply
3/28/2021 9:48	0:02	KWPPII	0.027	10.95955	Oversupply
3/28/2021 9:48	0:02	SSA2	0.033	0.00500	Oversupply
3/28/2021 9:49	0:02	SSA3	0.032	-0.00200	Oversupply
3/28/2021 9:50	0:02	SSA2	0.033	0.09600	Oversupply
3/28/2021 9:51	0:02	SSA3	0.033	-0.00200	Oversupply
3/28/2021 9:52	0:02	SSA2	0.033	0.13300	Oversupply
3/28/2021 9:55	0:04	17-2	0.020	0.60100	Oversupply
3/28/2021 10:04	0:35	17-2	0.220	0.75000	Oversupply
3/28/2021 10:04	0:02	SSA2	0.035	1.59300	Oversupply
3/28/2021 10:05	0:02	SSA3	0.035	0.47000	Oversupply
3/28/2021 10:06	0:02	SSA2	0.035	0.66400	Oversupply
3/28/2021 10:07	0:12	SSA3	0.296	0.04700	Oversupply
3/28/2021 10:08	0:12	KWPPII	0.651	10.51046	Oversupply
3/28/2021 10:08	0:14	SSA2	0.313	0.00500	Oversupply
3/28/2021 10:19	0:02	SSA3	0.077	0.01700	Oversupply
3/28/2021 10:21	0:01	KWPPII	0.004	6.10150	Oversupply
3/28/2021 10:21	0:02	SSA3	0.078	0.51700	Oversupply
3/28/2021 10:22	0:02	SSA2	0.054	0.09600	Oversupply



**Maui Curtailment Report**

March 2021

Start Date and Time	Duration (minutes)	IPP Curtailed	Estimated Curtailed MWH	Peak MW Curtailed	Reasons for Curtailment
3/28/2021 10:23	0:02	SSA3	0.079	0.13000	Oversupply
3/28/2021 10:24	0:01	KWPPII	0.007	5.28517	Oversupply
3/28/2021 10:24	0:02	SSA2	0.053	0.04800	Oversupply
3/28/2021 10:25	0:02	SSA3	0.076	-0.00300	Oversupply
3/28/2021 10:26	0:02	SSA2	0.054	0.26000	Oversupply
3/28/2021 10:27	0:02	SSA3	0.077	-0.00300	Oversupply
3/28/2021 10:28	0:01	KWPPII	0.007	3.76728	Oversupply
3/28/2021 10:28	0:02	SSA2	0.053	0.00500	Oversupply
3/28/2021 10:29	0:08	SSA3	0.209	-0.00200	Oversupply
3/28/2021 10:30	0:08	SSA2	0.169	0.01200	Oversupply
3/28/2021 10:31	0:07	KWPPII	0.162	3.45193	Oversupply
3/28/2021 10:32	0:05	AWE	0.105	21.00000	Oversupply
3/28/2021 10:37	0:02	SSA3	0.047	0.18900	Oversupply
3/28/2021 10:42	0:14	17-2	0.150	0.75000	Oversupply
3/28/2021 10:42	0:02	SSA2	0.042	0.50400	Oversupply
3/28/2021 10:43	0:10	SSA3	0.346	0.01100	Oversupply
3/28/2021 10:44	0:10	KWPPII	0.878	9.44964	Oversupply
3/28/2021 10:44	0:10	SSA2	0.186	0.00200	Oversupply
3/28/2021 10:45	0:05	AWE	0.078	21.00000	Oversupply
3/28/2021 10:53	0:02	SSA3	0.074	-0.00300	Oversupply
3/28/2021 10:55	0:02	SSA3	0.073	0.20800	Oversupply
3/28/2021 10:56	0:02	SSA2	0.035	0.03900	Oversupply
3/28/2021 10:57	0:29	17-2	0.266	0.75000	Oversupply
3/28/2021 10:57	0:02	KWPPII	0.084	7.18029	Oversupply
3/28/2021 10:57	0:06	SSA3	0.194	0.00400	Oversupply
3/28/2021 10:58	0:02	SSA2	0.035	0.00200	Oversupply
3/28/2021 11:00	0:04	KWPPII	0.102	10.64319	Oversupply
3/28/2021 11:00	0:04	SSA2	0.066	0.00100	Oversupply
3/28/2021 11:03	0:02	SSA3	0.053	0.26900	Oversupply
3/28/2021 11:04	0:02	SSA2	0.033	0.13100	Oversupply
3/28/2021 11:05	0:02	SSA3	0.053	1.11800	Oversupply
3/28/2021 11:06	0:02	SSA2	0.033	0.11400	Oversupply
3/28/2021 11:07	0:02	SSA3	0.053	0.13400	Oversupply
3/28/2021 11:08	0:12	SSA2	0.145	0.01400	Oversupply
3/28/2021 11:09	0:10	SSA3	0.215	0.00300	Oversupply
3/28/2021 11:10	0:11	KWPPII	0.905	10.04143	Oversupply
3/28/2021 11:14	0:01	AWE	0.000	21.00000	Oversupply
3/28/2021 11:19	0:02	SSA3	0.031	0.00700	Oversupply
3/28/2021 11:20	0:02	SSA2	0.013	0.10000	Oversupply
3/28/2021 11:21	0:02	SSA3	0.031	0.57200	Oversupply
3/28/2021 11:22	0:02	SSA2	0.013	0.72400	Oversupply
3/28/2021 11:23	0:02	SSA3	0.031	1.45500	Oversupply
3/28/2021 11:58	0:03	17-2	0.007	0.27300	Oversupply
3/28/2021 11:58	0:02	SSA3	-0.001	1.40800	Oversupply
3/28/2021 11:58	0:02	SSA2	0.001	0.14500	Oversupply
3/28/2021 12:08	0:02	SSA3	0.002	1.48500	Oversupply
3/28/2021 12:08	0:02	SSA2	0.000	0.90800	Oversupply
3/28/2021 12:09	0:05	17-2	0.027	0.35800	Oversupply
3/28/2021 12:10	0:02	SSA3	0.002	0.40400	Oversupply
3/28/2021 12:11	0:02	SSA2	0.000	0.89500	Oversupply
3/28/2021 12:12	0:02	SSA3	0.002	0.81000	Oversupply
3/28/2021 14:07	0:02	SSA2	0.021	1.52900	Oversupply
3/28/2021 14:09	1:09	17-2	0.462	0.62600	Oversupply
3/28/2021 14:09	0:02	SSA3	0.022	0.11900	Oversupply
3/28/2021 14:09	0:02	SSA2	0.021	0.56700	Oversupply
3/28/2021 14:11	0:02	SSA3	0.022	0.17100	Oversupply
3/28/2021 14:11	0:20	SSA2	0.399	0.02100	Oversupply
3/28/2021 14:13	0:19	KWPPII	1.058	6.80905	Oversupply
3/28/2021 14:13	0:18	SSA3	0.510	-0.00200	Oversupply
3/28/2021 14:19	0:09	AWE	0.398	21.00000	Oversupply
3/28/2021 14:31	0:02	SSA3	0.041	-0.00200	Oversupply
3/28/2021 14:31	0:02	SSA2	0.032	0.09000	Oversupply
3/28/2021 14:33	0:10	SSA3	0.202	-0.00200	Oversupply
3/28/2021 14:33	0:10	SSA2	0.161	0.01300	Oversupply
3/28/2021 14:34	0:09	KWPPII	0.564	8.89877	Oversupply
3/28/2021 14:43	0:02	SSA3	0.033	0.21000	Oversupply
3/28/2021 16:07	0:02	SSA3	0.003	0.46400	Oversupply
3/28/2021 16:08	0:02	17-2	0.008	0.43200	Oversupply
3/28/2021 16:08	0:02	SSA2	0.003	0.79800	Oversupply
3/28/2021 16:12	0:02	SSA2	0.003	0.84800	Oversupply
3/28/2021 16:13	0:05	17-2	0.032	0.45000	Oversupply
3/28/2021 16:14	0:02	KWPPII	0.009	12.09522	Oversupply
3/28/2021 16:14	0:02	SSA3	0.001	0.05000	Oversupply
3/28/2021 16:14	0:02	SSA2	0.003	0.01300	Oversupply
3/28/2021 16:16	0:02	SSA3	0.005	-0.00200	Oversupply





**Maui Curtailment Report**

**March 2021**

Start Date and Time	Duration (minutes)	IPP Curtailed	Estimated Curtailed MWH	Peak MW Curtailed	Reasons for Curtailment
3/28/2021 16:16	0:02	SSA2	0.016	0.11400	Oversupply
3/28/2021 16:36	0:02	SSA2	0.016	0.69400	Oversupply
3/28/2021 16:38	0:24	KWPPII	1.267	14.36257	Oversupply
3/28/2021 16:38	0:02	SSA3	0.013	0.22000	Oversupply
3/28/2021 16:38	0:26	SSA2	0.271	0.10500	Oversupply
3/28/2021 16:40	0:22	SSA3	0.205	-0.00200	Oversupply
3/28/2021 17:02	0:02	SSA3	0.005	0.00000	Oversupply
3/28/2021 17:04	0:02	KWPPII	0.013	13.56022	Oversupply
3/28/2021 17:04	0:02	SSA3	0.005	-0.00100	Oversupply
3/28/2021 17:04	0:02	SSA2	0.006	0.00200	Oversupply
3/28/2021 17:06	0:02	SSA3	0.005	0.17600	Oversupply
3/28/2021 21:06	0:08	KWPPII	0.242	12.97042	Oversupply
3/29/2021 6:20	12:20	BS250	Data is not available	Data is not available	System Constraint
3/29/2021 8:09	0:11	17-2	0.068	0.59000	Oversupply
3/29/2021 8:09	0:08	SSA3	0.036	0.02000	Oversupply
3/29/2021 8:10	0:07	AWE	0.082	21.00000	Oversupply
3/29/2021 8:10	0:06	SSA2	0.025	-0.00200	Oversupply
3/29/2021 8:16	0:02	SSA2	0.005	-0.00400	Oversupply
3/29/2021 9:26	0:02	17-2	0.008	0.54400	Oversupply
3/29/2021 13:09	0:36	17-2	0.241	0.75000	Oversupply
3/29/2021 13:11	0:02	SSA3	0.011	1.09800	Oversupply
3/29/2021 13:11	0:02	SSA2	0.007	1.63900	Oversupply
3/29/2021 13:15	0:02	SSA3	0.084	1.14300	Oversupply
3/29/2021 13:15	0:02	SSA2	0.054	0.95900	Oversupply
3/29/2021 13:17	0:02	SSA3	0.084	0.35100	Oversupply
3/29/2021 13:17	0:02	SSA2	0.053	0.18800	Oversupply
3/29/2021 13:19	0:02	SSA3	0.084	0.22700	Oversupply
3/29/2021 13:19	0:02	SSA2	0.054	0.11600	Oversupply
3/29/2021 13:21	0:02	SSA3	0.084	0.40500	Oversupply
3/29/2021 13:21	0:02	SSA2	0.053	0.18000	Oversupply
3/29/2021 13:23	0:02	SSA3	0.084	1.12100	Oversupply
3/29/2021 13:23	0:02	SSA2	0.054	1.25100	Oversupply
3/29/2021 13:25	0:08	SSA3	0.288	0.01100	Oversupply
3/29/2021 13:25	0:08	SSA2	0.174	0.01800	Oversupply
3/29/2021 13:26	0:07	KWPPII	0.099	1.67257	Oversupply
3/29/2021 13:31	0:01	AWE	0.008	20.20000	Oversupply
3/29/2021 13:33	0:02	SSA3	0.059	0.21000	Oversupply
3/29/2021 13:33	0:02	SSA2	0.033	0.08500	Oversupply
3/29/2021 13:35	0:02	SSA3	0.059	1.35800	Oversupply
3/29/2021 13:36	0:02	SSA2	0.033	0.12300	Oversupply
3/29/2021 13:37	0:02	SSA3	0.059	2.11900	Oversupply
3/29/2021 13:38	0:02	SSA2	0.033	0.61000	Oversupply
3/29/2021 13:39	0:02	SSA3	0.058	1.68700	Oversupply
3/29/2021 13:40	0:02	SSA2	0.033	2.05200	Oversupply
3/29/2021 13:41	0:02	SSA3	0.059	1.47700	Oversupply
3/29/2021 13:42	0:02	SSA2	0.033	2.05800	Oversupply
3/29/2021 13:46	0:02	SSA2	-0.003	1.60100	Oversupply
3/29/2021 13:47	0:03	17-2	0.028	0.58100	Oversupply
3/29/2021 13:48	0:02	SSA2	-0.003	1.60100	Oversupply
3/30/2021 6:20	12:20	BS250	Data is not available	Data is not available	System Constraint
3/30/2021 10:04	0:01	17-2	0.002	0.48800	Oversupply
3/30/2021 10:34	0:02	17-2	0.015	0.75000	Oversupply
3/30/2021 10:37	3:25	17-2	2.412	0.75000	Oversupply
3/30/2021 10:37	0:02	SSA2	0.002	0.52700	Oversupply
3/30/2021 10:38	0:02	SSA3	0.023	0.18800	Oversupply
3/30/2021 10:39	0:02	SSA2	0.002	0.32900	Oversupply
3/30/2021 10:40	0:02	SSA3	0.023	2.62200	Oversupply
3/30/2021 10:41	0:02	SSA2	0.002	0.54000	Oversupply
3/30/2021 10:42	0:02	SSA3	0.023	2.39400	Oversupply
3/30/2021 10:43	0:02	SSA2	0.007	0.65000	Oversupply
3/30/2021 10:44	0:02	SSA3	0.079	0.80300	Oversupply
3/30/2021 10:45	0:02	SSA2	0.044	0.13700	Oversupply
3/30/2021 10:46	0:02	SSA3	0.096	0.64600	Oversupply
3/30/2021 10:47	3:15	SSA2	5.994	0.01900	Oversupply
3/30/2021 10:48	0:07	KWPPII	0.151	3.31022	Facility requested
3/30/2021 10:48	0:06	SSA3	0.285	0.00800	Oversupply
3/30/2021 10:54	0:02	SSA3	0.095	0.01000	Oversupply
3/30/2021 10:56	3:06	KWPPII	21.249	13.64804	Oversupply
3/30/2021 10:56	3:06	SSA3	8.040	0.00900	Oversupply
3/30/2021 11:09	2:11	AWE	13.381	21.00000	Oversupply
3/30/2021 13:26	0:02	AWE	0.013	20.90000	Oversupply
3/30/2021 13:30	0:18	AWE	0.661	21.00000	Oversupply
3/30/2021 13:49	0:03	AWE	0.026	21.00000	Oversupply
3/30/2021 13:55	0:01	AWE	0.001	20.70000	Oversupply
3/30/2021 13:57	0:01	AWE	0.016	21.00000	Oversupply



Maui Curtailment Report

March 2021

Start Date and Time	Duration (minutes)	IPP Curtailed	Estimated Curtailed MWH	Peak MW Curtailed	Reasons for Curtailment
3/30/2021 14:04	0:26	17-2	0.254	0.75000	Oversupply
3/30/2021 14:04	0:02	SSA3	0.037	1.92900	Oversupply
3/30/2021 14:04	0:02	SSA2	0.056	1.19700	Oversupply
3/30/2021 14:06	0:10	SSA3	0.183	0.29700	Oversupply
3/30/2021 14:06	0:10	SSA2	0.286	0.01800	Oversupply
3/30/2021 14:07	0:09	KWPPI	0.497	10.56336	Oversupply
3/30/2021 14:16	0:02	SSA3	0.036	0.89700	Oversupply
3/30/2021 14:16	0:02	SSA2	0.061	0.14500	Oversupply
3/30/2021 14:18	0:02	SSA3	0.036	1.52800	Oversupply
3/30/2021 14:18	0:02	SSA2	0.062	0.13200	Oversupply
3/30/2021 14:20	0:09	KWPPI	0.392	9.92367	Oversupply
3/30/2021 14:20	0:08	SSA3	0.142	0.01000	Oversupply
3/30/2021 14:20	0:08	SSA2	0.246	0.00100	Oversupply
3/30/2021 14:28	0:02	SSA3	0.030	0.06500	Oversupply
3/30/2021 14:28	0:02	SSA2	0.033	0.11400	Oversupply
3/30/2021 14:30	0:02	SSA3	0.004	0.94000	Oversupply
3/30/2021 14:31	0:01	17-2	0.009	0.53700	Oversupply
3/30/2021 14:34	0:07	17-2	0.010	0.75000	Oversupply
3/30/2021 14:42	0:10	17-2	0.039	0.75000	Oversupply
3/30/2021 14:47	0:02	SSA2	-0.003	2.01200	Oversupply
3/30/2021 14:48	0:02	SSA3	0.002	0.92800	Oversupply
3/30/2021 14:49	0:02	SSA2	-0.003	2.00100	Oversupply
3/30/2021 14:50	0:02	SSA3	0.002	0.94700	Oversupply
3/30/2021 14:54	0:04	17-2	0.050	0.75000	Oversupply
3/30/2021 14:54	0:02	SSA3	0.002	1.98500	Oversupply
3/30/2021 14:56	0:02	SSA3	0.002	1.58500	Oversupply
3/31/2021 6:20	12:20	BS250	Data is not available	Data is not available	System Constraint
3/31/2021 8:27	0:41	17-2	0.180	0.60500	Oversupply
3/31/2021 8:27	0:02	SSA3	0.009	0.24100	Oversupply
3/31/2021 8:27	0:02	SSA2	0.007	0.32400	Oversupply
3/31/2021 8:28	0:11	KWPPI	0.160	8.63032	Oversupply
3/31/2021 8:29	0:10	SSA3	0.208	0.01600	Oversupply
3/31/2021 8:29	0:10	SSA2	0.122	0.00300	Oversupply
3/31/2021 8:39	0:02	SSA3	0.044	0.00600	Oversupply
3/31/2021 8:39	0:02	SSA2	0.026	0.00800	Oversupply
3/31/2021 8:41	0:02	SSA3	0.044	0.13500	Oversupply
3/31/2021 8:41	0:02	SSA2	0.026	0.01500	Oversupply
3/31/2021 8:43	0:02	SSA3	0.045	0.82200	Oversupply
3/31/2021 8:43	0:02	SSA2	0.026	0.51400	Oversupply
3/31/2021 8:45	0:02	SSA3	0.052	1.46300	Oversupply
3/31/2021 8:45	0:02	SSA2	0.024	0.75600	Oversupply
3/31/2021 8:47	0:02	SSA3	0.052	0.49600	Oversupply
3/31/2021 8:47	0:02	SSA2	0.024	0.29400	Oversupply
3/31/2021 8:49	0:14	SSA3	0.346	1.00000	Oversupply
3/31/2021 8:49	0:14	SSA2	0.170	0.03300	System Constraint
3/31/2021 8:50	0:14	KWPPI	0.707	11.46251	Oversupply
3/31/2021 9:03	9:37	SSA2	13.544	-0.00600	System Constraint
3/31/2021 9:05	0:02	SSA3	0.046	0.02700	Oversupply
3/31/2021 9:06	0:01	KWPPI	0.006	9.36381	Oversupply
3/31/2021 9:27	0:22	17-2	0.169	0.75000	Oversupply
3/31/2021 9:28	0:21	KWPPI	1.995	13.14507	Oversupply
3/31/2021 9:28	0:20	SSA3	0.597	0.16300	Oversupply
3/31/2021 9:50	0:07	17-2	0.029	0.70000	Oversupply
3/31/2021 9:50	0:02	SSA3	0.036	0.77600	Oversupply
3/31/2021 9:52	0:04	SSA3	0.072	0.33500	Oversupply
3/31/2021 9:53	0:01	KWPPI	0.006	11.70202	Oversupply
3/31/2021 9:55	0:01	KWPPI	0.024	10.63521	Oversupply
3/31/2021 9:58	5:26	17-2	3.324	0.75000	Oversupply
3/31/2021 9:58	0:05	KWPPI	0.208	10.67912	Oversupply
3/31/2021 9:58	0:04	SSA3	0.112	0.08300	Oversupply
3/31/2021 10:02	0:02	SSA3	0.074	0.01700	Oversupply
3/31/2021 10:04	0:31	KWPPI	2.583	12.65707	Oversupply
3/31/2021 10:04	0:30	SSA3	1.162	0.00800	Oversupply
3/31/2021 10:26	0:04	AWE	0.057	19.00000	Oversupply
3/31/2021 10:34	0:02	SSA3	0.095	0.52700	Oversupply
3/31/2021 10:36	0:39	KWPPI	4.021	15.87447	Oversupply
3/31/2021 10:36	0:38	SSA3	1.816	0.00100	Oversupply
3/31/2021 10:46	0:01	AWE	0.008	21.00000	Oversupply
3/31/2021 11:16	4:06	SSA3	9.855	0.23000	Oversupply
3/31/2021 11:18	1:59	KWPPI	27.228	18.79749	Oversupply
3/31/2021 11:44	0:01	AWE	0.012	19.10000	Oversupply
3/31/2021 11:51	0:03	AWE	0.051	20.10000	Oversupply
3/31/2021 12:05	0:02	AWE	0.014	21.00000	Oversupply
3/31/2021 12:08	0:02	AWE	0.027	19.20000	Oversupply
3/31/2021 12:11	1:02	AWE	5.424	21.00000	Oversupply



**Maui Curtailment Report**

**March 2021**

Start Date and Time	Duration (minutes)	IPP Curtailed	Estimated Curtailed MWh	Peak MW Curtailed	Reasons for Curtailment
3/31/2021 13:19	2:05	KWP/II	38.537	19.20765	Oversupply
3/31/2021 13:20	1:57	AWE	10.014	21.00000	Oversupply
3/31/2021 15:25	1:01	17-2	0.615	0.75000	Oversupply
3/31/2021 15:26	0:56	SSA3	1.733	0.08100	Oversupply
3/31/2021 15:27	0:56	KWP/II	7.571	19.21064	Oversupply
3/31/2021 16:32	0:01	17-2	0.002	0.43500	Oversupply
3/31/2021 22:33	0:36	KWP/II	1.060	19.21064	Oversupply
3/31/2021 23:14	0:46	KWP/II	6.284	19.21064	Oversupply
<b>Total Estimated Curtailed MWh</b>			<b>3,231.098</b>		

**Notes:**

- Curtailment for Kaheawa Wind Power ("KWP"), AAAAA Rent-A-Space Maui LTD ("5A"), Strategic Alliance Group ("SAG") fka Bioreal Solar, LLC ("BS"), Auwahi Wind Energy ("AWE"), Kaheawa Wind Power II ("KWP/II") Bioreal Solar 250, LLC ("BS250"), Extra Spaces A ("ESA"), Extra Spaces B ("ESB"), SSA Solar of Hawaii 3 ("SSA3") fka South Maui Renewable Resources ("SMRR"), SSA Solar of HI 2 ("SSA2") fka Ku'ia Solar ("KS"), and Maui 17-2 ("17-2") may now be controlled by Maui Electric's Automatic Generation Control System ("AGC") or a Maui Electric operator-entered curtailment limit. The AGC curtailment control automatically calculates the amount of Maximum Allowable Variable Generation ("MAVG") that Maui Electric can accept into the Maui system, based on the system current available variable generation ("CAVG"), regulating reserve down requirement ("RRDR"), and available regulating reserve down ("ARRD"). Thus, the AGC MAVG - calculated is equal to CAVG less (RRDR less ARRD). Additionally, the AGC curtailment control allows the Maui Electric operator to enter an AGC MAVG value. The AGC curtailment control will employ the lesser of the AGC MAVG - calculated and AGC MAVG - entered values in the control logic.
- Curtailment signals sent to 5A, SAG (fka BS), BS250, ESA, ESB, SSA3 (fka SMRR), SSA2 (fka KS) and 17-2 during nighttime hours only are not recorded as curtailment events because no energy generation is possible during that time.
- The curtailment reasons have been modified to oversupply, system constraints, and facility requested, to provide continuity with HPUC Docket No. 2013-0141 Decoupling for HECO companies metrics.
- The data to calculate the Estimated Curtailed MWh and Peak MW Curtailed is not provided by 5A, SAG, BS 250, ESA, and ESB.
- The ESA, and ESB facilities were offline for the entire month of March 2021.
- The Estimated Curtailed MWh and Peak MW Curtailed are calculated with information estimated or provided by AWE, KWP, KWP/II, SSA 2 (fka KS), SSA 3 (fka SMRR) and 17-2. Maui Electric does not make any representation as to its accuracy.
- BS250 System Constraint from 3/17/2021 to 3/31/2021 is due to a BS250 Facility Direct Transfer Trip equipment not functioning as required. The DTT is being repaired and undergoing acceptance testing to get back online.



Lanai Curtailment Report

March 2021

Start Date and Time	Duration (h:mm)	IPP Curtailed	Estimated MWh Curtailed	Peak MW Curtailed	Reasons for Curtailment
3/1/2021 7:19	0:28	LSR	Data is not available	Data is not available	Oversupply
3/1/2021 7:48	3:12	LSR	Data is not available	Data is not available	Oversupply
3/4/2021 16:21	0:32	LSR	Data is not available	Data is not available	Oversupply
3/5/2021 7:35	0:01	LSR	Data is not available	Data is not available	Oversupply
3/5/2021 7:54	0:18	LSR	Data is not available	Data is not available	Oversupply
3/5/2021 8:13	0:07	LSR	Data is not available	Data is not available	Oversupply
3/5/2021 8:24	0:19	LSR	Data is not available	Data is not available	Oversupply
3/5/2021 8:44	0:10	LSR	Data is not available	Data is not available	Oversupply
3/5/2021 8:58	0:31	LSR	Data is not available	Data is not available	Oversupply
3/5/2021 9:30	0:01	LSR	Data is not available	Data is not available	Oversupply
3/5/2021 9:32	0:08	LSR	Data is not available	Data is not available	Oversupply
3/5/2021 9:47	1:39	LSR	Data is not available	Data is not available	Oversupply
3/5/2021 11:34	0:06	LSR	Data is not available	Data is not available	Oversupply
3/5/2021 12:18	0:20	LSR	Data is not available	Data is not available	Oversupply
3/5/2021 13:06	0:30	LSR	Data is not available	Data is not available	Oversupply
3/5/2021 13:45	4:50	LSR	Data is not available	Data is not available	System constraint
3/6/2021 6:43	0:47	LSR	Data is not available	Data is not available	System constraint
3/6/2021 8:43	0:04	LSR	Data is not available	Data is not available	Oversupply
3/6/2021 8:50	0:02	LSR	Data is not available	Data is not available	Oversupply
3/6/2021 8:56	0:17	LSR	Data is not available	Data is not available	Oversupply
3/6/2021 9:16	0:02	LSR	Data is not available	Data is not available	Oversupply
3/6/2021 9:24	0:07	LSR	Data is not available	Data is not available	Oversupply
3/6/2021 9:54	0:01	LSR	Data is not available	Data is not available	Oversupply
3/6/2021 9:56	0:02	LSR	Data is not available	Data is not available	Oversupply
3/6/2021 10:01	0:02	LSR	Data is not available	Data is not available	Oversupply
3/6/2021 10:28	0:01	LSR	Data is not available	Data is not available	Oversupply
3/6/2021 10:48	0:01	LSR	Data is not available	Data is not available	Oversupply
3/6/2021 10:55	0:01	LSR	Data is not available	Data is not available	Oversupply
3/6/2021 11:05	0:04	LSR	Data is not available	Data is not available	Oversupply
3/6/2021 11:12	0:02	LSR	Data is not available	Data is not available	Oversupply
3/6/2021 11:24	0:10	LSR	Data is not available	Data is not available	Oversupply
3/6/2021 11:37	0:01	LSR	Data is not available	Data is not available	Oversupply
3/6/2021 11:43	0:02	LSR	Data is not available	Data is not available	Oversupply
3/6/2021 11:46	0:02	LSR	Data is not available	Data is not available	Oversupply
3/6/2021 12:02	0:03	LSR	Data is not available	Data is not available	Oversupply
3/6/2021 12:08	0:02	LSR	Data is not available	Data is not available	Oversupply
3/19/2021 7:32	0:39	LSR	Data is not available	Data is not available	Oversupply
3/19/2021 8:13	0:01	LSR	Data is not available	Data is not available	Oversupply
3/24/2021 9:03	0:37	LSR	Data is not available	Data is not available	Oversupply
3/24/2021 9:41	1:06	LSR	Data is not available	Data is not available	Oversupply
3/31/2021 7:11	10:24	LSR	Data is not available	Data is not available	Oversupply
3/31/2021 17:38	0:01	LSR	Data is not available	Data is not available	Oversupply
3/31/2021 18:04	0:03	LSR	Data is not available	Data is not available	Oversupply

Notes:  
On June 27, 2012, Maui Electric notified LSR that although LSR has not operated in compliance with the revised ramp rate of 360 kW/minute, Maui Electric would conditionally allow LSR to operate at the allowed capacity of 1.2 MW while the Maui Electric-Lanai Diesel Operator was in the control room.  
LSR possible output data is not available. Therefore, Maui Electric assumes LSR is curtailed if the LSR curtailment set point is less than 1,200 kW and LSR's output is within 70 kW of the curtailment set point.  
The curtailment reasons have been modified to oversupply, system constraints, and facility requested, to provide continuity with HPUC Docket No. 2013-0141 Decoupling for HECO companies metrics.

Hawai'i Electric Light Company Curtailment Report March 2021

Start Date/Time	MW output prior to start of curtailment	End Date/Time	MW output after curtailment released <sup>1</sup>	IPP	Reason for Curtailment
03/01/21 17:30	18.7 MW	03/01/21 19:35	17.5 MW	Pakini Nui	Facility Requested
03/02/21 01:10	18.7 MW	03/02/21 04:46	17.8 MW	Pakini Nui	Oversupply
03/02/21 05:21	18.7 MW	03/02/21 16:54	17.7 MW	Pakini Nui	Facility Requested
03/03/21 01:36	18.7 MW	03/03/21 04:02	16.1 MW	Pakini Nui	Oversupply
03/03/21 09:57	17.0 MW	03/03/21 17:08	14.8 MW	Pakini Nui	Oversupply
03/03/21 10:43	6.0 MW	03/03/21 15:38	6.6 MW	Hawi Renew Dev	Oversupply
03/03/21 11:22	11.5 MW	03/03/21 15:11	9.9 MW	Wailuku River Hydro	Oversupply
03/06/21 11:49	15.7 MW	03/06/21 13:46	15.4 MW	Pakini Nui	Oversupply
03/07/21 10:21	17.2 MW	03/07/21 12:57	16.7 MW	Pakini Nui	Oversupply
03/19/21 01:18	18.7 MW	03/19/21 04:31	17.9 MW	Pakini Nui	Oversupply
03/19/21 11:12	17.3 MW	03/19/21 15:18	16.3 MW	Pakini Nui	Oversupply
03/19/21 11:57	1.0 MW	03/19/21 15:24	0.0 MW	TGUHI	Oversupply
03/20/21 02:42	18.6 MW	03/20/21 05:02	17.5 MW	Pakini Nui	Oversupply
03/20/21 10:11	18.7 MW	03/21/21 08:08	18.2 MW	Pakini Nui	Facility Requested
03/21/21 10:50	17.2 MW	03/21/21 14:10	17.1 MW	Pakini Nui	Facility Requested
03/23/21 11:31	0.0 MW	03/23/21 16:12	0.0 MW	Hawi Renew Dev	Facility Requested
03/27/21 17:01	17.3 MW	03/27/21 20:30	16.9 MW	Pakini Nui	Facility Requested
03/28/21 16:46	14.3 MW	03/28/21 20:30	14.9 MW	Pakini Nui	Facility Requested

<sup>1</sup> The MW output values are taken soon after curtailment is released by Hawai'i Electric Light and may not reflect their full output depending on ramp rate for the facility. The wind farms generally return immediately to full available levels, whereas PGV, Wailuku, and FIT Facilities may take longer to return to scheduled or full available output levels.

SERVICE LIST  
(Docket No. 2011-0206)

DEAN NISHINA  
EXECUTIVE DIRECTOR  
DEPARTMENT OF COMMERCE AND CONSUMER AFFAIRS  
DIVISION OF CONSUMER ADVOCACY  
P.O. Box 541  
Honolulu, HI 96809

1 Copy  
Electronically Transmitted

GREGG J. KINKLEY, ESQ.  
DEPARTMENT OF THE ATTORNEY GENERAL  
425 Queen Street  
Honolulu, Hawaii 96813  
Counsel for DBEDT

1 Copy  
Electronically Transmitted

DANIEL W.S. LAWRENCE, ESQ.  
DEPARTMENT OF THE CORPORATION COUNSEL  
CITY AND COUNTY OF HONOLULU  
530 S. King Street, Room 110  
Honolulu, HI 96813  
Counsel for the CITY AND COUNTY OF HONOLULU

1 Copy  
Electronically Transmitted

JOSEPH K. KAMELAMELA  
ANGELIC M. HO  
DEPARTMENT OF THE CORPORATION COUNSEL  
COUNTY OF HAWAII  
101 Aupuni Street, Suite 325  
Hilo, HI 96720  
Counsel for the COUNTY OF HAWAII

1 Copy  
Electronically Transmitted

HENRY Q CURTIS  
VICE PRESIDENT FOR CONSUMER ISSUES  
LIFE OF THE LAND  
P.O. Box 37158  
Honolulu, HI 96837-0158

1 Copy  
Electronically Transmitted

MELISSA MIYASHIRO (9360)  
CHIEF OF STAFF  
BLUE PLANET FOUNDATION  
55 Merchant Street, 17th Floor  
Honolulu, HI 96813

1 Copy  
Electronically Transmitted

SERVICE LIST  
(Docket No. 2011-0206)

ISAAC MORIWAKE, ESQ.  
DAVID HENKIN, ESQ.  
EARTHJUSTICE  
850 Richards Street, Suite 400  
Honolulu, HI 96813-4501  
Counsel for HAWAII SOLAR ENERGY ASSOCIATION

1 Copy  
Electronically Transmitted

RICK REED  
DIRECTOR  
HAWAII SOLAR ENERGY ASSOCIATION  
761 Ahua Street  
Honolulu, HI 96819

1 Copy  
Electronically Transmitted

KENT D. MORIHARA, ESQ.  
KRIS N. NAKAGAWA, ESQ.  
LAUREN M. IMADA-LEE, ESQ.  
TANYA M. FERNANDES, ESQ.  
Moriyama Lau & Fong LLP  
841 Bishop Street, Suite 400  
Honolulu, Hawaii 96813  
Counsel for KAUAI ISLAND UTILITY COOPERATIVE

1 Copy  
Electronically Transmitted

ERIK W. KVAM  
CHIEF EXECUTIVE OFFICER  
ZERO EMISSIONS LEASING LLC  
4188-4 Keanu Street  
Honolulu, HI 96816

1 Copy  
Electronically Transmitted

SANDRA-ANN Y.H. WONG, ESQ.  
ATTORNEY AT LAW, A LAW CORPORATION  
1050 Bishop Street, #514  
Honolulu, HI 96813  
Counsel for TAWHIRI POWER LLC

1 Copy  
Electronically Transmitted

RILEY SAITO  
73-1294 Awakea Street  
Kailua-Kona, HI 96740  
For SOLAR ENERGY INDUSTRIES ASSOCIATION

1 Copy  
Electronically Transmitted

DEAN T. YAMAMOTO, ESQ.  
YAMAMOTO & SETTLE  
1100 Alakea Street, Suite 3100  
Honolulu, HI 96813  
Counsel for CASTLE & COOKE HOMES HAWAII, INC.,  
CASTLE & COOKE RESORTS, LLC and  
LANAI SUSTAINABILITY RESEARCH, LLC

1 Copy  
Electronically Transmitted

SERVICE LIST  
(Docket No. 2011-0206)

MICHAEL J. HOPPER, ESQ. DEPUTY CORPORATION COUNSEL DEPARTMENT OF THE CORPORATION COUNSEL COUNTY OF MAUI 200 S. High Street Wailuku, HI 96793 Counsel for the COUNTY OF MAUI	1 Copy Electronically Transmitted
CURTIS SEYMOUR SENIOR MANAGER, GOVERNMENT AFFAIRS SUN EDISON LLC 600 Clipper Drive Belmont, CA 94002	1 Copy Electronically Transmitted
MONA W. CLARK, ESQ. OFFICE OF THE COUNTY ATTORNEY COUNTY OF KAUAI 4444 Rice Street, Suite 200 Lihue, HI 96766-1300	1 Copy Electronically Transmitted
BRADLEY ALBERT PRESIDENT HAWAII PV COALITION P.O. Box 81501 Haiku, HI 96708	1 Copy Electronically Transmitted
HILTON H. UNEMORI ECM, INC. 130 N. Market Street Wailuku, HI 96793-1716 For SOUTH MAUI RENEWABLE RESOURCES, LLC	1 Copy Electronically Transmitted
SKY STANFIELD SHUTE, MIHALY & WEINBERGER LLP 396 Hayes Street San Francisco, CA 94102 For the INTERSTATE RENEWABLE ENERGY COUNCIL	1 Copy Electronically Transmitted
PETE COOPER SOLARCITY CORPORATION REGIONAL DIRECTOR, HAWAII 599 Kahelu Street Mililani, HI 96789	1 Copy Electronically Transmitted



SERVICE LIST  
(Docket No. 2011-0206)

ALISON SILVERSTEIN  
19213 Luedtke Lane  
Pflugerville, TX 78660

1 Copy  
Electronically Transmitted

BRENDAN KIRBY  
12011 SW Pineapple Court  
Palm City, FL 34990

1 Copy  
Electronically Transmitted

## Chun, Marisa

---

**From:** puc@hawaii.gov  
**Sent:** Wednesday, April 28, 2021 10:00 AM  
**To:** Chun, Marisa  
**Subject:** Hawaii PUC eFiling Confirmation of Filing

**[This email is coming from an EXTERNAL source. Please use caution when opening attachments or links in suspicious email.]**

Your eFile document has been filed with the Hawaii Public Utilities commission on 2021 Apr 28 AM 09:55. The mere fact of filing shall not waive any failure to comply with Hawaii Administrative Rules Chapter 6-61, Rules of Practice and Procedure Before the Public Utilities Commission, or any other application requirements. Your confirmation number is MARI21095512118. If you have received this email in error please notify the Hawaii Public Utilities Commission by phone at 808 586-2020 or email at hawaii.puc@hawaii.gov.