



December 28, 2021

The Honorable Chair and Members
of the Hawai'i Public Utilities Commission
Kekuanao'a Building, First Floor
465 South King Street
Honolulu, Hawai'i 96813

Dear Commissioners:

Subject: Docket No. 2011-0206
Reliability Standards Working Group
Monthly Report

In accordance with Ordering Paragraph 3 of Order No. 30371, filed May 4, 2012 in the subject proceeding, enclosed as Exhibit A is Hawaiian Electric's¹ monthly report for November 2021 on: (1) system frequency control performance during month; (2) significant system events during month; and (3) curtailment of non-dispatchable renewable resources.

Any party to this proceeding may obtain an electronic copy of this report by emailing Marisa Chun at marisa.chun@hawaiianelectric.com.

Sincerely,

/s/ Kevin M. Katsura

Kevin M. Katsura
Director, Regulatory Non-Rate Proceedings

Enclosures

c: Service List

¹ Hawaiian Electric Company, Inc., Maui Electric Company, Limited, and Hawai'i Electric Light Company, Inc. are each doing business as "Hawaiian Electric" and have jointly registered "Hawaiian Electric" as a trade name with the State of Hawai'i Department of Commerce and Consumer Affairs, as evidenced by Certificate of Registration No. 4235929, dated December 20, 2019.

The Commission's Order No. 30371 (Docket No 2011-0206 – Relating To Various Matters in RSWG Process), filed May 4, 2012, ordered the following information for each island grid:

- (1) System frequency control performance during month:
 - a) Frequency duration plot based on the highest resolution SCADA data available for the month detailing how many seconds each power system operated at frequencies above 60 hertz and at frequencies below 60 Hz.
 - b) Tabulation of the number, magnitude and duration of frequency excursions (high and low) outside normal frequency control range (59.95 to 60.05 Hz).

The following provides information with respect to items 1a) through 1b) – (all statements are current as of the month ending November 30, 2021):

1a) Frequency duration plot based on the highest resolution SCADA data available for the month detailing how many seconds each power system operated at frequencies above 60 hertz and at frequencies below 60 Hz:

The frequency duration plots for Hawaiian Electric Company, Inc., Maui Electric Company, Limited (Maui Division) and Hawai'i Electric Light Company, Inc. based on two-second data are provided in Attachment 1, and the enclosed Excel files. Refer to the electronic files for the individual data points because the information is voluminous and does not translate well to a hard copy.

1b) Tabulation of the number, magnitude and duration of frequency excursions (high and low) outside normal frequency control range (59.95 to 60.05 Hz):

Tabulation of the number, magnitude and duration of frequency excursions outside of the frequency range of 59.95 Hz to 60.05 Hz for Hawaiian Electric Company, Inc., Maui Electric Company, Limited (Maui Division) and Hawai'i Electric Light Company, Inc are provided in Attachment 2, and the enclosed Excel files. Refer to the electronic files for the individual data points because the information is voluminous and does not translate well to a hard copy.

- (2) Significant system events during month:
 - a) Tabulation of contingency reserve activations including date and time, MW magnitude, duration, and triggering event.
 - b) Tabulation of under frequency load shed activations including date and time, triggering frequency, MW magnitude, duration, and triggering event.
 - c) Tabulation of demand response activations for system events, including date and time, MW magnitude, duration, and triggering event, (excluding demand response utilization for unit commitment deferral or system operations economics.)

The following provides information with respect to items 2a) through 2c) – (all statements are current as of the month ending November 30, 2021):

2a) Tabulation of contingency reserve activations including date and time, MW magnitude, duration, and triggering event:

Hawaiian Electric Company, Inc.'s contingency reserve activations are provided in Attachment 3. Maui Electric Company, Limited and Hawai'i Electric Light Company, Inc. do not operate with contingency reserve requirements.

2b) Tabulation of under frequency load shed activations including date and time, triggering frequency, MW magnitude, duration, and triggering event:

Hawaiian Electric Company, Inc., Hawaii Electric Light Company, Inc. and Maui Electric Company, Limited did not have any under frequency load shed activations in the month of November. Therefore Attachment 4 is not being provided for this reporting period.

2c) Tabulation of demand response activations for system events, including date and time, MW magnitude, duration, and triggering event, (excluding demand response utilization for unit commitment deferral or system operations economics.)

Hawaiian Electric Company, Inc.'s demand response activations for system events are provided in Attachment 5. Hawai'i Electric Light Company, Inc. currently does not have a demand response program. Maui Electric Company, Limited has implemented the Fast Demand Response pilot program on a limited basis. Hawai'i Electric Light Company, Inc. plans to use the findings of Maui Electric Company, Limited's pilot program to help in the evaluation and development of future demand response programs. Maui Electric Company, Limited executes a weekly testing protocol which measures customer participation. This program is not currently used in response to actual system events.

- (3) Curtailment of non-dispatchable renewable resources:
- (a) Tabulation of each curtailment event for each resource including the starting date and time, duration, megawatt hours curtailed, peak MW curtailed, and reason for curtailment.
 - (b) Total MWh of non-dispatchable renewable resources curtailed for the month.

The following provides information with respect to items 3a) through 3b) – (all statements are current as of the month ending November 30, 2021):

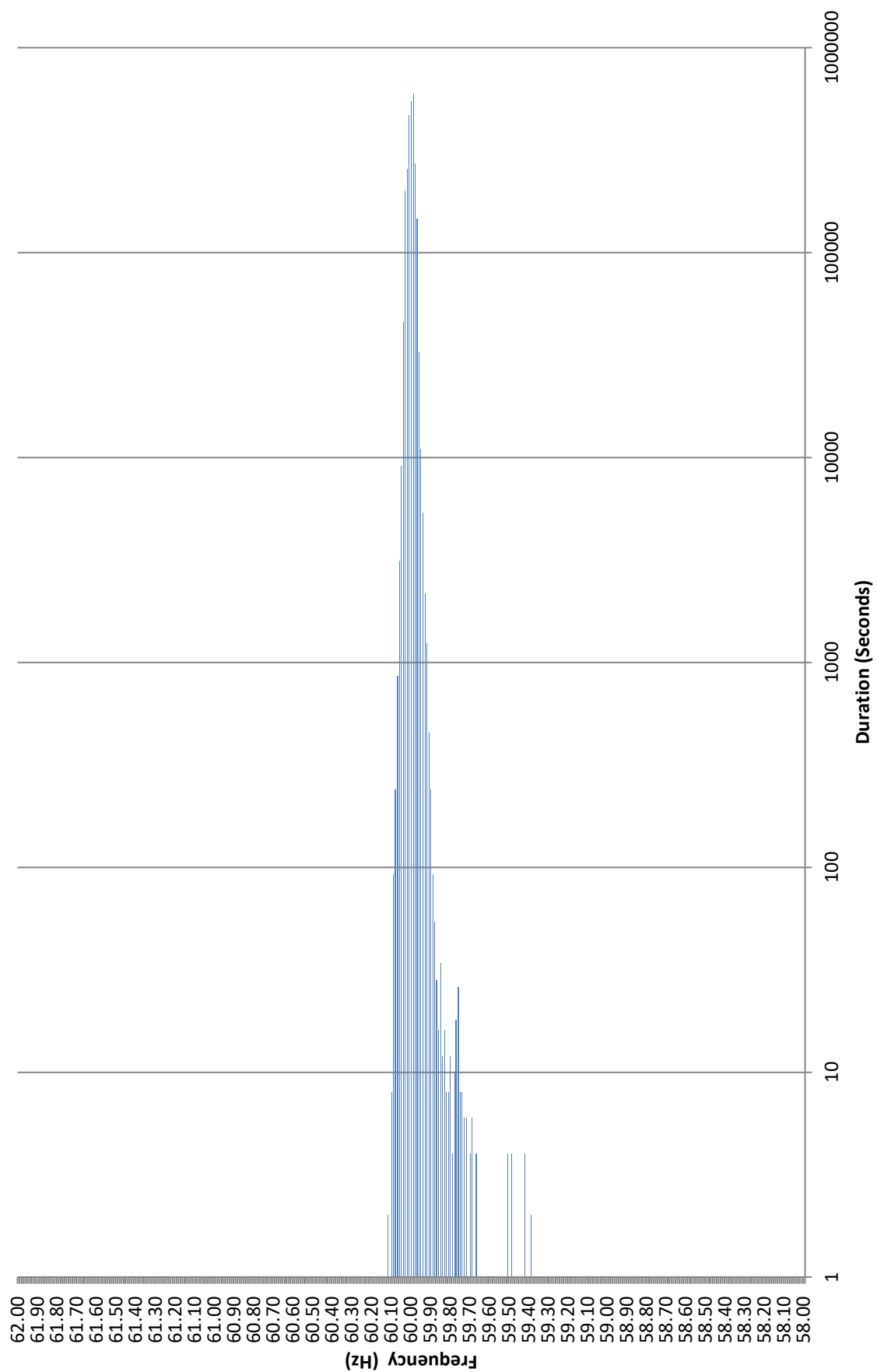
3a) Tabulation of each curtailment event for each resource including the starting date and time, duration, megawatt hours curtailed, peak MW curtailed, and reason for curtailment:

The tabulation of each curtailment event for each resource is provided in Attachment 6.

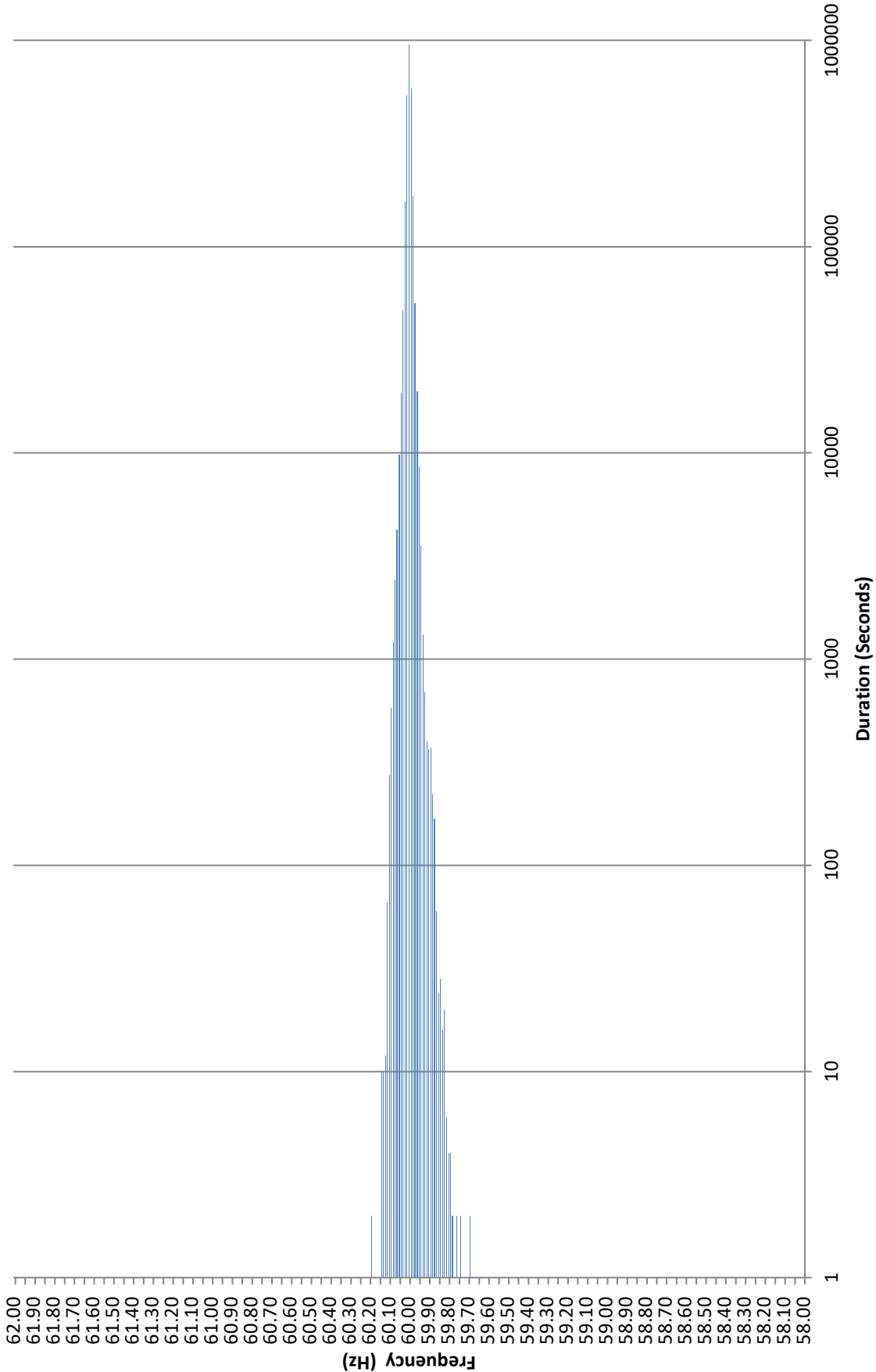
3b) Total MWh of non-dispatchable renewable resources curtailed for the month:

Curtailed MWh from non-dispatchable resources are difficult to determine due to the variability of the resource during curtailment periods. In some cases, the curtailed MWh estimates were provided by the IPPs under curtailment. The Company does not make any representations as to the accuracy of the curtailed MWh. The estimated MWh of non-dispatchable resources curtailed for the month are provided in Attachment 6, corresponding to each curtailment event.

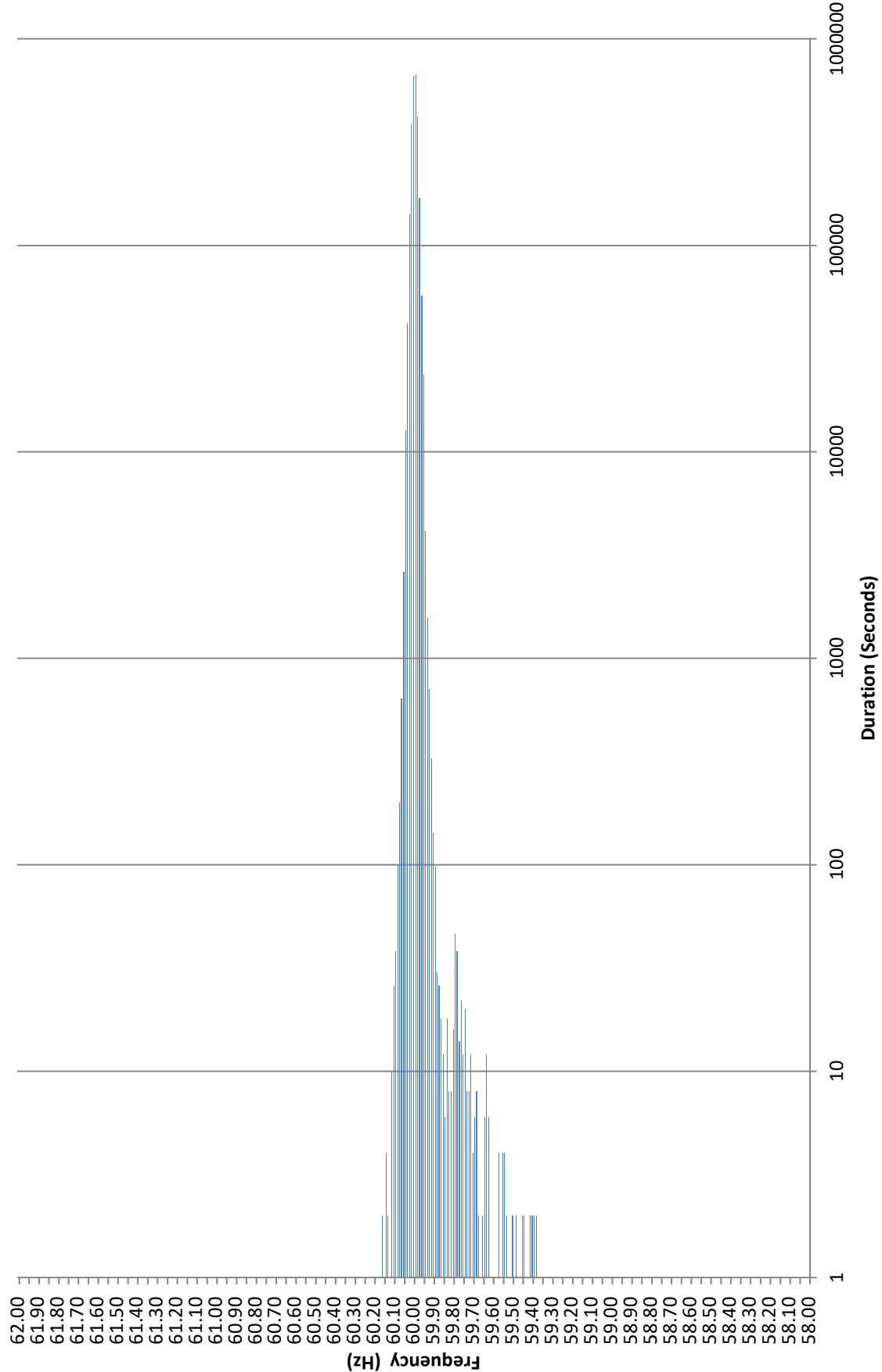
**Frequency Distribution Plot - Hawaiian Electric Company, Inc.
November 2021**



**Frequency Distribution Plot - Maui Electric Company, Limited
November 2021**



**Frequency Distribution Plot - Hawai'i Electric Light Company, Inc.
November 2021**



Hawaiian Electric Company, Inc. Frequency Excursion Statistics November 2021		
Data Rounded to the nearest	<59.95 Hz	>60.05 Hz
Number of Excursions	1031	523
Maximum Duration (sec)	212	368
Maximum Deviation (Hz)	59.394	60.116
Total Duration of Excursions (sec)	13446	6488

Maui Electric Company, Limited Frequency Excursion Statistics November 2021		
	<59.95 Hz	>60.05 Hz
Number of Excursions	1575	1270
Maximum Duration (sec)	448	260
Maximum Deviation (Hz)	59.688	60.194
Total Duration of Excursions (sec)	10614	12404

Hawai'i Electric Light Company, Inc. Island Frequency Excursion Statistics November 2021		
	<59.95 Hz	>60.05 Hz
Number of Excursions	3369	386
Maximum Duration (sec)	234	62
Maximum Deviation (Hz)	59.379	60.155
Total Duration of Excursions (sec)	18772	1848

HAWAIIAN ELECTRIC COMPANY, INC.
CONTINGENCY RESERVE ACTIVATION EVENTS
November 2021

Event #	Date & Time	Frequency (Hz)			Spinning Reserve Shortfall (MW)	Duration (HH:MM)	Description
		Prior to Event	Nadir	Trigger			
1	11/11/2021 0:36	60.01	59.39	NA	0.00	0:00	Kahe 5 tripped offline while generating ~69MW.
2	11/23/2021 15:04	60.04	59.42	NA	-18.00	0:14	Waiau 8 tripped offline while generating ~71MW. CIP called online for spinning reserves.

This page intentionally left blank.

HAWAIIAN ELECTRIC COMPANY, INC.
DEMAND RESPONSE EVENTS
November 2021

Event #	Date & Time	Frequency (Hz)			Load Shed (MW)	Duration (HH:MM)	Description
		Prior to Event	Nadir	Trigger			
1	11/11/2021 0:36	60.01	59.39	59.70	NA	0:02	Kahe 5 tripped offline while generating ~69MW. RDLC and CIDLC activated.
2	11/23/2021 15:04	60.04	59.42	59.70	NA	0:03	Waiiau 8 tripped offline while generating ~71MW. CIP called online for spinning reserves. RDLC and CIDLC activated.

Hawaiian Electric Company, Inc. Curtailment Report November 2021

Start Date/Time	Curtailment Set Point	MW output prior to start of curtailment	End Date/Time	MW output after curtailment released	Estimated MWh of curtailed energy during event (1)	IPP/Facility	Reason for Curtailment
11/03/21 05:31	0.0	0.00	11/03/21 05:38	0	*	North	System Constraints
11/03/21 05:32	0.0	0.00	11/03/21 05:39	0	*	South	System Constraints
11/03/21 14:59	0.0	3.40	11/03/21 15:23	0	*	North	System Constraints
11/03/21 15:00	0.0	1.10	11/03/21 15:23	0	*	South	System Constraints
11/03/21 15:03	0.0	10.10	11/03/21 15:22	0	*	KSMauka	System Constraints
11/03/21 15:13	0.0	6.00	11/03/21 15:41	0	*	KWMauka	System Constraints
11/04/21 06:02	0.0	0.00	11/04/21 07:00	0	*	North	System Constraints
11/04/21 06:03	0.0	0.00	11/04/21 07:01	0	*	South	System Constraints
11/04/21 15:10	0.0	3.40	11/04/21 15:39	0	*	North	System Constraints
11/04/21 15:11	0.0	1.10	11/04/21 15:40	0	*	South	System Constraints
11/04/21 15:14	0.0	21.90	11/04/21 15:38	0	*	KSMauka	System Constraints
11/04/21 15:20	0.0	14.90	11/04/21 15:40	0	*	KWMauka	System Constraints
11/05/21 06:36	0.0	0.00	11/05/21 06:50	0	*	South	System Constraints
11/05/21 06:37	0.0	0.00	11/05/21 06:48	0	*	North	System Constraints
11/05/21 16:37	0.0	0.00	11/05/21 17:12	0	*	North	System Constraints
11/05/21 16:38	0.0	0.00	11/05/21 17:13	0	*	South	System Constraints
11/05/21 16:39	0.0	14.00	11/05/21 17:14	0	*	KWMauka	System Constraints
11/05/21 16:41	0.0	3.00	11/05/21 17:16	0	*	KSMauka	System Constraints
11/07/21 09:47	0.0	19.70	11/07/21 13:48	0	*	KSMauka	Oversupply
11/07/21 09:48	0.0	14.40	11/07/21 13:48	0	*	KSMakai	Oversupply
11/07/21 09:51	0.0	3.60	11/07/21 13:39	0	*	Aloha2	Oversupply
11/07/21 09:54	0.0	1.60	11/07/21 13:38	0	*	MFO	Oversupply
11/07/21 09:56	0.0	18.90	11/07/21 13:29	0	*	NPM	Oversupply
11/07/21 10:15	0.0	9.36	11/07/21 13:25	0	*	Lani	Oversupply
11/07/21 10:15	0.0	34.82	11/07/21 13:24	0	*	Waipio	Oversupply
11/07/21 14:24	12.5	8.61	11/07/21 15:18	10.29	*	Lani	Oversupply
11/07/21 15:24	30.8	8.56	11/07/21 16:24	9.26	*	Waipio	Oversupply
11/08/21 05:25	0.0	0.00	11/08/21 06:15	0	*	North	System Constraints
11/08/21 05:25	0.0	0.00	11/08/21 06:16	0	*	South	System Constraints
11/08/21 06:01	0.0	0.00	11/08/21 06:34	0	*	KREP	System Constraints
11/08/21 06:03	0.0	0.00	11/08/21 16:42	0	*	Aloha2	System Constraints
11/08/21 06:05	0.0	0.00	11/08/21 06:36	0	0.00	WestL	System Constraints
11/08/21 07:00	0.0	0.00	11/08/21 07:47	0	*	KLS2	System Constraints
11/08/21 07:31	0.0	0.50	11/11/21 08:46	0	*	MFO	System Constraints
11/08/21 07:37	0.0	0.00	11/08/21 17:44	0	*	KWF	System Constraints
11/08/21 07:58	0.0	1.60	11/08/21 08:42	0	*	KWMauka	System Constraints
11/08/21 07:58	0.0	0.00	11/08/21 17:31	0	*	KWMakai	System Constraints
11/08/21 08:00	0.0	4.40	11/08/21 08:38	0	*	KSMauka	System Constraints
11/08/21 08:00	0.0	1.50	11/08/21 17:33	0	*	KSMakai	System Constraints
11/08/21 15:46	0.0	3.60	11/08/21 16:16	0	*	North	System Constraints
11/08/21 15:47	0.0	0.90	11/08/21 16:16	0	*	South	System Constraints
11/08/21 15:51	0.0	11.30	11/08/21 17:34	0	*	KSMauka	System Constraints
11/08/21 15:52	0.0	5.90	11/08/21 17:31	0	*	KWMauka	System Constraints
11/08/21 16:25	0.0	1.00	11/08/21 16:41	0	*	KREP	System Constraints
11/08/21 16:27	0.0	6.30	11/08/21 16:40	0	1.03	WestL	System Constraints
11/08/21 16:45	0.0	2.20	11/08/21 18:19	0	*	KLS2	System Constraints
11/08/21 17:45	0.0	0.00	11/08/21 18:13	0	*	KWF	System Constraints
11/08/21 18:17	10.0	0.00	11/08/21 19:11	0	*	KWF	Facility Requested
11/09/21 05:43	0.0	0.00	11/09/21 16:44	0	*	KWF	System Constraints
11/09/21 05:28	0.0	4.00	11/09/21 07:05	0	*	KWMauka	System Constraints
11/09/21 05:28	0.0	0.00	11/09/21 19:02	0	*	KWMakai	System Constraints
11/09/21 05:30	0.0	0.00	11/09/21 07:05	0	*	KSMauka	System Constraints
11/09/21 05:30	0.0	0.00	11/10/21 15:50	0	*	KSMakai	System Constraints
11/09/21 05:59	0.0	0.00	11/09/21 06:08	0	*	North	System Constraints
11/09/21 05:59	0.0	0.00	11/09/21 06:08	0	*	South	System Constraints
11/09/21 18:45	0.0	0.00	11/09/21 19:33	0	*	North	System Constraints
11/09/21 18:45	0.0	0.00	11/09/21 19:34	0	*	South	System Constraints
11/09/21 14:28	0.0	0.00	11/09/21 14:55	0	*	KWMauka	System Constraints
11/09/21 14:30	0.0	0.00	11/09/21 14:54	0	*	KSMauka	System Constraints

Hawaiian Electric Company, Inc. Curtailment Report November 2021

Start Date/Time	Curtailment Set Point	MW output prior to start of curtailment	End Date/Time	MW output after curtailment released	Estimated MWh of curtailed energy during event (1)	IPP/Facility	Reason for Curtailment
11/09/21 18:48	0.0	2.00	11/09/21 19:34	0	*	KWMauka	System Constraints
11/09/21 18:48	0.0	0.00	11/09/21 19:35	0	*	KSMauka	System Constraints
11/10/21 05:46	0.0	0.00	11/10/21 17:19	0	*	Waianae	System Constraints
11/10/21 05:56	0.0	0.00	11/10/21 06:03	0	*	Aloha1	System Constraints
11/10/21 07:52	0.0	0.20	11/10/21 08:28	0	*	KWMauka	System Constraints
11/10/21 07:52	0.0	0.10	11/10/21 16:33	0	*	KWMakai	System Constraints
11/10/21 08:02	0.0	13.00	11/10/21 08:26	0	*	KSMauka	System Constraints
11/10/21 16:46	0.0	0.80	11/10/21 17:20	0	*	Aloha1	System Constraints
11/10/21 15:09	0.0	4.30	11/10/21 15:50	0	*	KSMauka	System Constraints
11/10/21 15:11	0.0	1.20	11/10/21 16:33	0	*	KWMauka	System Constraints
11/13/21 10:10	0.0	21.80	11/13/21 10:33	0	*	KSMauka	Oversupply
11/13/21 10:10	0.0	16.80	11/13/21 10:31	0	*	KSMakai	Oversupply
11/13/21 10:11	0.0	2.60	11/13/21 10:30	0	*	Aloha2	Oversupply
11/13/21 11:21	0.0	16.60	11/13/21 12:22	0	*	KSMauka	Oversupply
11/13/21 11:21	0.0	13.70	11/13/21 12:01	0	*	KSMakai	Oversupply
11/13/21 11:24	0.0	3.60	11/13/21 12:01	0	*	Aloha2	Oversupply
11/15/21 06:47	0.0	0.00	11/15/21 07:12	0	*	North	System Constraints
11/15/21 06:47	0.0	0.00	11/15/21 07:13	0	*	South	System Constraints
11/15/21 05:35	0.0	0.00	11/15/21 14:49	0	*	Aloha2	System Constraints
11/15/21 05:34	0.0	0.00	11/15/21 05:41	0	*	KREP	System Constraints
11/15/21 05:36	0.0	0.00	11/15/21 05:42	0	0.00	WestL	System Constraints
11/15/21 09:00	0.0	0.74	11/15/21 09:11	0	*	MFO	Facility Requested
11/15/21 13:25	0.0	1.40	11/15/21 14:18	0	*	North	System Constraints
11/15/21 13:47	0.0	0.40	11/15/21 14:19	0	*	South	System Constraints
11/15/21 14:04	0.0	0.20	11/15/21 14:19	0	*	KWMauka	System Constraints
11/15/21 13:28	0.0	3.70	11/15/21 14:17	0	*	KSMauka	System Constraints
11/15/21 14:35	0.0	1.00	11/15/21 14:48	0	*	KREP	System Constraints
11/15/21 14:41	0.0	4.70	11/15/21 14:48	0	0.39	WestL	System Constraints
11/16/21 06:01	0.0	0.00	11/16/21 07:18	0	*	North	System Constraints
11/16/21 06:01	0.0	0.00	11/16/21 07:18	0	*	South	System Constraints
11/16/21 13:07	0.0	0.30	11/16/21 13:47	0	*	North	System Constraints
11/16/21 13:07	0.0	0.10	11/16/21 13:47	0	*	South	System Constraints
11/16/21 13:08	0.0	0.40	11/16/21 13:09	0	*	KWMauka	System Constraints
11/16/21 13:12	0.0	0.00	11/16/21 13:45	0	*	KWMauka	System Constraints
11/16/21 13:19	0.0	19.20	11/16/21 13:46	0	*	KSMauka	System Constraints
11/17/21 07:48	0.0	0.00	11/17/21 08:10	0	*	NPM	System Constraints
11/18/21 06:19	0.0	0.00	11/18/21 07:00	0	*	NPM	System Constraints
11/18/21 17:32	0.0	0.00	11/18/21 17:52	0	*	KLS2	System Constraints
11/21/21 10:40	0.0	16.00	11/21/21 14:33	0	*	KSMakai	Oversupply
11/21/21 10:41	0.0	24.00	11/21/21 14:37	0	*	KSMauka	Oversupply
11/21/21 10:59	0.0	4.00	11/21/21 14:13	0	*	Aloha2	Oversupply
11/18/21 16:42	0.0	18.00	11/18/21 17:06	0	*	NPM	Oversupply
11/22/21 05:56	0.0	2.00	11/22/21 07:08	0	*	North	System Constraints
11/22/21 05:57	0.0	0.70	11/22/21 07:09	0	*	South	System Constraints
11/22/21 14:37	0.0	2.00	11/22/21 16:11	0	*	North	System Constraints
11/22/21 14:38	0.0	0.70	11/22/21 16:12	0	*	South	System Constraints
11/22/21 14:51	0.0	17.00	11/22/21 16:10	0	*	KWMauka	System Constraints
11/22/21 15:05	0.0	24.90	11/22/21 16:08	0	*	KSMauka	System Constraints
11/23/21 13:50	0.0	1.40	11/23/21 16:46	0	*	KREP	Facility Requested
11/26/21 09:21	0.0	23.50	11/26/21 15:18	0	*	KSMauka	Oversupply
11/27/21 17:37	0.0	0.00	11/28/21 15:11	0	104.91	WestL	System Constraints
11/29/21 07:10	0.0	0.00	11/29/21 09:37	0	*	KLS2	System Constraints
11/30/21 07:06	0.0	0.00	11/30/21 07:40	0	*	North	System Constraints
11/30/21 07:06	0.0	0.00	11/30/21 07:41	0	*	South	System Constraints
11/30/21 07:44	0.0	1.20	11/30/21 09:14	0	*	KLS2	System Constraints
11/30/21 14:53	0.0	0.50	11/30/21 16:06	0	*	North	System Constraints
11/30/21 14:54	0.0	0.20	11/30/21 16:07	0	*	South	System Constraints
11/30/21 15:04	0.0	16.60	11/30/21 16:04	0	*	KWMauka	System Constraints
11/30/21 15:17	0.0	22.10	11/30/21 16:04	0	*	KSMauka	System Constraints
11/30/21 17:55	0.0	0.00	11/30/21 23:16	0	*	KREP	System Constraints
11/30/21 17:57	0.0	0.00	11/30/21 23:14	0	*	KLS2	System Constraints
11/30/21 18:38	0.0	0.00	11/30/21 23:19	0	0.00	WestL	System Constraints

Hawaiian Electric Company, Inc. Curtailment Report November 2021

Start Date/Time	Curtailement Set Point	MW output prior to start of curtailement	End Date/Time	MW output after curtailement released	Estimated MWh of curtailed energy during event (1)	IPP/Facility	Reason for Curtailment
-----------------	------------------------	--	---------------	---------------------------------------	--	--------------	------------------------

Aloha1 = Aloha Solar Energy Fund I
Aloha2 = Aloha Solar Energy Fund II
KLS2 = Kalaeloa Solar Two
KREP = Kalaeloa Renewable Energy Partners
KWF = Kahuku Wind Power
Lani = Lanikuhana Solar
MFO = Mauka FIT One Solar
NPM = Na Pua Makani Power Partners
KSMakai = Kawaiiloa Solar Makai
KSMauka = Kawaiiloa Solar Mauka
KWMakai = Kawaiiloa Wind Makai
KWMauka = Kawaiiloa Wind Mauka
North = Waihonu North
South = Waihonu South
Waianae = EE Waianae Solar Project
Waipio = Waipio PV
WestL = West Loch PV

(1) The estimated MWh of energy curtailed during the event is supplied by IPP, and HECO does not make any representations as to its accuracy.

* Data has not been provided by IPP.



Maui Curtailment Report

November 2021

Start Date and Time	Duration (minutes)	IPP Curtailed	Estimated Curtailed MWH	Peak MW Curtailed	Reasons for Curtailment
11/1/2021 9:25	0:01	17-2	0.00306	0.61000	Oversupply
11/1/2021 9:27	2:16	17-2	1.10191	0.75000	Oversupply
11/1/2021 9:31	0:02	SSA3	0.04429	1.98600	Oversupply
11/1/2021 9:34	0:02	SSA2	0.00195	1.63600	Oversupply
11/1/2021 9:37	0:02	SSA3	0.04000	2.03200	Oversupply
11/1/2021 9:38	0:02	SSA2	0.00194	1.98400	Oversupply
11/1/2021 9:41	0:02	SSA2	0.00189	1.54800	Oversupply
11/1/2021 9:43	0:02	SSA2	0.00191	1.35600	Oversupply
11/1/2021 9:43	0:02	SSA3	0.04098	1.32700	Oversupply
11/1/2021 9:45	0:02	SSA2	0.00386	0.79100	Oversupply
11/1/2021 9:46	0:02	SSA3	0.03700	1.39700	Oversupply
11/1/2021 9:47	0:02	SSA2	0.00374	0.40700	Oversupply
11/1/2021 9:48	0:02	SSA3	0.04132	1.15900	Oversupply
11/1/2021 9:50	0:02	SSA3	0.03700	2.12900	Oversupply
11/1/2021 9:51	0:02	SSA2	0.00374	2.16000	Oversupply
11/1/2021 9:53	0:02	SSA2	0.00374	2.03700	Oversupply
11/1/2021 9:56	0:02	SSA3	0.03762	2.19900	Oversupply
11/1/2021 9:57	0:02	SSA2	0.00374	0.55100	Oversupply
11/1/2021 9:58	0:02	SSA3	0.04151	1.99000	Oversupply
11/1/2021 9:59	0:02	SSA2	0.00884	1.66700	Oversupply
11/1/2021 10:00	0:02	SSA3	0.06216	1.70500	Oversupply
11/1/2021 10:02	0:02	SSA3	0.05659	0.96200	Oversupply
11/1/2021 10:03	0:02	SSA2	0.01201	1.51200	Oversupply
11/1/2021 10:04	0:02	SSA3	0.05613	1.63100	Oversupply
11/1/2021 10:05	0:02	SSA2	0.01181	1.51500	Oversupply
11/1/2021 10:06	0:02	SSA3	0.06355	1.75300	Oversupply
11/1/2021 10:07	0:02	SSA2	0.01211	1.47800	Oversupply
11/1/2021 10:09	0:02	SSA3	0.05567	1.94200	Oversupply
11/1/2021 10:09	0:02	SSA2	0.01191	1.27600	Oversupply
11/1/2021 10:11	0:02	SSA3	0.05891	1.05800	Oversupply
11/1/2021 10:11	0:02	SSA2	0.01201	1.15600	Oversupply
11/1/2021 10:13	0:02	SSA3	0.05753	1.15200	Oversupply
11/1/2021 10:13	0:02	SSA2	0.01701	1.06500	Oversupply
11/1/2021 10:15	0:02	SSA3	0.08796	1.33300	Oversupply
11/1/2021 10:15	0:02	SSA2	0.04506	1.38600	Oversupply
11/1/2021 10:17	0:02	SSA3	0.07557	0.87000	Oversupply
11/1/2021 10:17	0:02	SSA2	0.04398	0.82100	Oversupply
11/1/2021 10:19	0:02	SSA3	0.07805	1.54100	Oversupply
11/1/2021 10:19	0:02	SSA2	0.04363	1.39400	Oversupply
11/1/2021 10:21	0:02	SSA2	0.04506	1.26700	Oversupply
11/1/2021 10:21	0:02	SSA3	0.07495	0.72800	Oversupply
11/1/2021 10:23	0:02	SSA3	0.07495	0.36700	Oversupply
11/1/2021 10:23	0:02	SSA2	0.04470	0.35400	Oversupply
11/1/2021 10:25	0:02	SSA3	0.08672	0.11000	Oversupply
11/1/2021 10:25	0:02	SSA2	0.04434	0.49200	Oversupply
11/1/2021 10:27	0:02	SSA2	0.04363	0.44900	Oversupply
11/1/2021 10:28	0:02	SSA3	0.07805	0.37600	Oversupply
11/1/2021 10:29	0:02	SSA2	0.03376	0.26600	Oversupply
11/1/2021 10:30	0:02	SSA3	0.06608	0.33000	Oversupply
11/1/2021 10:31	0:02	SSA2	0.03514	0.21500	Oversupply
11/1/2021 10:32	0:02	SSA3	0.06554	0.34500	Oversupply
11/1/2021 10:33	0:02	SSA2	0.03572	0.56300	Oversupply
11/1/2021 10:34	0:02	SSA3	0.06554	0.60700	Oversupply
11/1/2021 10:36	0:02	SSA2	0.03543	0.47800	Oversupply
11/1/2021 10:36	0:02	SSA3	0.06554	0.88000	Oversupply
11/1/2021 10:38	0:02	SSA2	0.03514	0.59600	Oversupply
11/1/2021 10:38	0:02	SSA3	0.06554	0.63800	Oversupply
11/1/2021 10:40	0:02	SSA2	0.03602	0.39700	Oversupply
11/1/2021 10:40	0:02	SSA3	0.06554	0.56900	Oversupply
11/1/2021 10:42	0:02	SSA2	0.03543	1.51400	Oversupply
11/1/2021 10:42	0:02	SSA3	0.07637	1.58100	Oversupply
11/1/2021 10:44	0:02	SSA2	0.02222	2.03100	Oversupply
11/1/2021 10:44	0:02	SSA3	0.04539	2.05700	Oversupply
11/1/2021 10:46	0:02	SSA2	0.01434	1.57400	Oversupply
11/1/2021 10:46	0:02	SSA3	0.04099	1.73900	Oversupply
11/1/2021 10:48	0:02	SSA2	0.01434	2.31800	Oversupply
11/1/2021 10:48	0:02	SSA3	0.03967	2.44200	Oversupply
11/1/2021 10:50	0:02	SSA2	0.01422	0.96800	Oversupply
11/1/2021 10:50	0:02	SSA3	0.04000	1.64700	Oversupply
11/1/2021 10:52	0:02	SSA2	0.01434	1.54000	Oversupply
11/1/2021 10:52	0:02	SSA3	0.04000	2.21500	Oversupply
11/1/2021 10:54	0:02	SSA2	0.01445	1.75700	Oversupply



Maui Curtailment Report

November 2021

Start Date and Time	Duration (minutes)	IPP Curtailed	Estimated Curtailed MWH	Peak MW Curtailed	Reasons for Curtailment
11/1/2021 10:54	0:02	SSA3	0.04330	1.26400	Oversupply
11/1/2021 10:56	0:02	SSA2	0.01445	1.18700	Oversupply
11/1/2021 10:56	0:02	SSA3	0.04000	1.59800	Oversupply
11/1/2021 10:58	0:02	SSA2	0.01671	1.29700	Oversupply
11/1/2021 10:58	0:02	SSA3	0.04029	1.70000	Oversupply
11/1/2021 11:00	0:02	SSA2	0.02396	1.71000	Oversupply
11/1/2021 11:00	0:02	SSA3	0.04134	1.83500	Oversupply
11/1/2021 11:02	0:02	SSA2	0.02473	2.16300	Oversupply
11/1/2021 11:02	0:02	SSA3	0.04134	1.49600	Oversupply
11/1/2021 11:04	0:02	SSA2	0.02318	1.87800	Oversupply
11/1/2021 11:04	0:02	SSA3	0.04100	1.79300	Oversupply
11/1/2021 11:06	0:02	SSA2	0.02338	1.15400	Oversupply
11/1/2021 11:06	0:02	SSA3	0.04134	1.37700	Oversupply
11/1/2021 11:08	0:02	SSA2	0.02318	0.96700	Oversupply
11/1/2021 11:08	0:02	SSA3	0.04134	2.13400	Oversupply
11/1/2021 11:10	0:02	SSA2	0.02338	1.84700	Oversupply
11/1/2021 11:11	0:02	SSA3	0.04134	2.23400	Oversupply
11/1/2021 11:12	0:04	SSA2	0.05646	1.08300	Oversupply
11/1/2021 11:13	0:02	SSA3	0.04989	1.01600	Oversupply
11/1/2021 11:15	0:02	SSA3	0.06125	2.36700	Oversupply
11/1/2021 11:16	0:02	SSA2	0.03866	0.96700	Oversupply
11/1/2021 11:17	0:02	SSA3	0.06028	1.21600	Oversupply
11/1/2021 11:18	0:02	SSA2	0.03866	1.30300	Oversupply
11/1/2021 11:19	0:02	SSA3	0.05882	1.54100	Oversupply
11/1/2021 11:20	0:02	SSA2	0.03898	0.96000	Oversupply
11/1/2021 11:21	0:02	SSA3	0.05882	1.35900	Oversupply
11/1/2021 11:22	0:02	SSA2	0.03834	0.67900	Oversupply
11/1/2021 11:23	0:02	SSA3	0.05882	1.01000	Oversupply
11/1/2021 11:24	0:02	SSA2	0.03929	0.96800	Oversupply
11/1/2021 11:25	0:02	SSA3	0.05833	1.21000	Oversupply
11/1/2021 11:26	0:02	SSA2	0.03898	1.57900	Oversupply
11/1/2021 11:27	0:02	SSA3	0.06125	0.91100	Oversupply
11/1/2021 11:29	0:02	SSA2	0.03064	0.52400	Oversupply
11/1/2021 11:29	0:02	SSA3	0.03873	1.16000	Oversupply
11/1/2021 11:31	0:02	SSA2	0.01687	1.22800	Oversupply
11/1/2021 11:31	0:03	SSA3	0.04721	1.00100	Oversupply
11/1/2021 11:33	0:02	SSA2	0.01743	1.33300	Oversupply
11/1/2021 11:34	0:02	SSA3	0.03491	0.95000	Oversupply
11/1/2021 11:35	0:02	SSA2	0.01729	0.65500	Oversupply
11/1/2021 11:36	0:02	SSA3	0.03433	1.49300	Oversupply
11/1/2021 11:38	0:02	SSA3	0.03462	2.64200	Oversupply
11/1/2021 11:39	0:02	SSA2	0.01687	0.76500	Oversupply
11/1/2021 11:40	0:02	SSA3	0.03491	1.23700	Oversupply
11/1/2021 11:41	0:02	SSA2	0.01701	1.79300	Oversupply
11/1/2021 11:44	0:02	17-2	0.01473	0.75000	Oversupply
11/1/2021 11:45	0:02	SSA2	0.00055	2.40900	Oversupply
11/1/2021 14:23	0:01	AWE	0.00167	0.10000	Oversupply
11/2/2021 7:31	0:13	17-2	0.04017	0.26400	Oversupply
11/2/2021 7:33	0:02	SSA3	0.01686	0.04500	Oversupply
11/2/2021 7:34	0:02	BS250	Data is not available	Data is not available	Oversupply
11/2/2021 7:34	0:02	SSA2	0.00596	0.00800	Oversupply
11/2/2021 7:35	0:01	AWE	0.00538	1.20000	Oversupply
11/2/2021 7:37	0:02	SSA3	0.01672	0.72000	Oversupply
11/2/2021 7:38	0:02	SSA2	0.00596	0.23500	Oversupply
11/2/2021 7:42	0:02	SSA3	0.01686	0.42900	Oversupply
11/2/2021 7:42	0:02	SSA2	0.00596	0.31200	Oversupply
11/2/2021 7:48	0:02	17-2	0.00703	0.28600	Oversupply
11/2/2021 7:48	0:02	SSA3	0.02170	0.91500	Oversupply
11/2/2021 7:51	0:08	17-2	0.03991	0.32800	Oversupply
11/2/2021 7:52	0:02	SSA3	0.02170	0.29700	Oversupply
11/2/2021 7:52	0:02	SSA2	0.00399	0.08800	Oversupply
11/2/2021 7:53	0:01	BS250	Data is not available	Data is not available	Oversupply
11/2/2021 7:54	0:02	SSA3	0.02170	0.57600	Oversupply
11/2/2021 7:54	0:02	SSA2	0.00403	0.33500	Oversupply
11/2/2021 7:56	0:02	SSA2	0.00403	0.51500	Oversupply
11/2/2021 8:01	0:03	17-2	0.01582	0.33800	Oversupply
11/2/2021 8:02	0:02	SSA2	0.00106	0.60700	Oversupply
11/2/2021 8:26	0:04	17-2	0.01975	0.45900	Oversupply
11/2/2021 8:27	0:02	SSA2	0.00361	0.97200	Oversupply
11/2/2021 8:28	0:01	5A	Data is not available	Data is not available	Oversupply
11/2/2021 8:28	0:01	BS250	Data is not available	Data is not available	Oversupply
11/2/2021 8:28	0:01	MS	Data is not available	Data is not available	Oversupply



Maui Curtailment Report

November 2021

Start Date and Time	Duration (minutes)	IPP Curtailed	Estimated Curtailed MWH	Peak MW Curtailed	Reasons for Curtailment
11/2/2021 8:28	0:02	AWE	0.03067	1.60000	Oversupply
11/2/2021 8:28	0:02	SSA3	0.02366	0.01100	Oversupply
11/2/2021 9:08	0:01	5A	Data is not available	Data is not available	Oversupply
11/2/2021 9:08	0:01	BS250	Data is not available	Data is not available	Oversupply
11/2/2021 9:08	0:01	MS	Data is not available	Data is not available	Oversupply
11/2/2021 9:26	0:02	SSA3	0.02488	2.09000	Oversupply
11/2/2021 11:00	0:01	17-2	0.00420	0.75000	Oversupply
11/2/2021 11:03	0:18	17-2	0.17191	0.75000	Oversupply
11/2/2021 11:03	0:02	SSA3	0.03757	0.97200	Oversupply
11/2/2021 11:04	0:02	SSA2	0.02374	0.07700	Oversupply
11/2/2021 11:05	0:02	SSA3	0.03757	0.67200	Oversupply
11/2/2021 11:06	0:02	SSA2	0.02393	0.33200	Oversupply
11/2/2021 11:07	0:02	SSA3	0.03757	0.59900	Oversupply
11/2/2021 11:08	0:06	SSA2	0.07160	0.41700	Oversupply
11/2/2021 11:09	0:02	SSA3	0.03757	0.21000	Oversupply
11/2/2021 11:10	0:03	BS250	Data is not available	Data is not available	Oversupply
11/2/2021 11:11	0:01	AWE	0.00382	1.00000	Oversupply
11/2/2021 11:11	0:02	SSA3	0.03788	-0.00100	Oversupply
11/2/2021 11:13	0:01	AWE	0.00134	1.30000	Oversupply
11/2/2021 11:13	0:02	SSA3	0.03830	0.05700	Oversupply
11/2/2021 11:14	0:02	SSA2	0.02222	-0.00300	Oversupply
11/2/2021 11:15	0:02	SSA3	0.03203	0.33900	Oversupply
11/2/2021 11:16	0:02	SSA2	0.00672	-0.00300	Oversupply
11/2/2021 11:17	0:02	SSA3	0.03203	0.68500	Oversupply
11/2/2021 11:18	0:02	SSA2	0.00677	0.08000	Oversupply
11/2/2021 11:19	0:02	BS250	Data is not available	Data is not available	Oversupply
11/2/2021 11:19	0:02	AWE	0.02017	1.80000	Oversupply
11/2/2021 11:19	0:02	SSA3	0.03203	0.01300	Oversupply
11/2/2021 11:20	0:02	SSA2	0.00672	0.00300	Oversupply
11/3/2021 5:38	0:01	KWP11	0.00047	0.02794	Oversupply
11/3/2021 8:09	0:04	BS250	Data is not available	Data is not available	Oversupply
11/3/2021 8:09	0:04	17-2	0.00504	0.13200	Oversupply
11/3/2021 8:09	0:04	SSA2	0.01400	0.01000	Oversupply
11/3/2021 8:09	0:04	SSA3	0.05683	0.01200	Oversupply
11/3/2021 8:11	0:02	AWE	0.01534	13.00000	Oversupply
11/3/2021 8:11	0:02	KWP11	0.09342	6.85296	Oversupply
11/3/2021 8:19	0:01	BS250	Data is not available	Data is not available	Oversupply
11/3/2021 8:24	0:01	BS250	Data is not available	Data is not available	Oversupply
11/3/2021 8:24	0:02	SSA3	0.02631	1.33400	Oversupply
11/3/2021 9:21	0:04	17-2	0.00999	0.17700	Oversupply
11/3/2021 9:22	0:02	SSA2	0.00317	0.26000	Oversupply
11/3/2021 9:22	0:02	SSA3	0.03365	0.09400	Oversupply
11/3/2021 9:24	0:02	SSA2	0.00317	1.22100	Oversupply
11/3/2021 9:24	0:02	SSA3	0.03337	1.54600	Oversupply
11/3/2021 9:28	0:02	SSA2	0.00606	1.30700	Oversupply
11/3/2021 10:10	0:02	SSA3	0.01567	2.46500	Oversupply
11/3/2021 10:11	0:01	17-2	0.00087	0.26000	Oversupply
11/3/2021 10:17	0:01	17-2	0.00733	0.75000	Oversupply
11/3/2021 10:29	0:04	17-2	0.00419	0.75000	Oversupply
11/3/2021 10:30	0:02	SSA2	-0.00314	0.81700	Oversupply
11/3/2021 10:40	0:02	17-2	0.01327	0.75000	Oversupply
11/3/2021 10:40	0:02	SSA2	-0.00314	2.03100	Oversupply
11/3/2021 10:41	0:02	SSA3	0.02521	2.64200	Oversupply
11/3/2021 10:43	0:02	SSA3	0.02492	1.49100	Oversupply
11/3/2021 10:44	0:06	17-2	0.03405	0.75000	Oversupply
11/3/2021 10:44	0:02	SSA2	0.00583	1.04000	Oversupply
11/3/2021 10:45	0:02	SSA3	0.02252	0.97700	Oversupply
11/3/2021 10:46	0:02	SSA2	0.00837	0.83400	Oversupply
11/3/2021 10:47	0:02	SSA3	0.02233	1.57100	Oversupply
11/3/2021 10:48	0:02	SSA2	0.00830	0.78200	Oversupply
11/3/2021 10:52	0:02	17-2	0.00855	0.38200	Oversupply
11/3/2021 10:52	0:02	SSA2	0.00830	0.74200	Oversupply
11/3/2021 10:57	0:01	17-2	0.00091	0.75000	Oversupply
11/3/2021 11:12	0:02	SSA2	0.00251	0.78500	Oversupply
11/3/2021 11:13	0:02	SSA3	0.03291	2.50600	Oversupply
11/3/2021 11:14	0:18	17-2	0.15971	0.75000	Oversupply
11/3/2021 11:14	0:02	SSA2	0.02890	0.46100	Oversupply
11/3/2021 11:15	0:02	SSA3	0.08361	1.39800	Oversupply
11/3/2021 11:16	0:02	SSA2	0.03626	0.32100	Oversupply
11/3/2021 11:17	0:02	SSA3	0.08361	0.62600	Oversupply
11/3/2021 11:18	0:02	SSA2	0.03656	0.07100	Oversupply
11/3/2021 11:19	0:02	SSA3	0.08361	0.08200	Oversupply



Maui Curtailment Report

November 2021

Start Date and Time	Duration (minutes)	IPP Curtailed	Estimated Curtailed MWH	Peak MW Curtailed	Reasons for Curtailment
11/3/2021 11:20	0:08	SSA2	0.14625	0.20100	Oversupply
11/3/2021 11:21	0:08	BS250	Data is not available	Data is not available	Oversupply
11/3/2021 11:21	0:08	SSA3	0.33512	0.02200	Oversupply
11/3/2021 11:22	0:06	KWP11	0.15995	7.29705	Oversupply
11/3/2021 11:28	0:02	SSA2	0.01435	0.07900	Oversupply
11/3/2021 11:29	0:02	SSA3	0.04804	0.60100	Oversupply
11/3/2021 11:30	0:02	SSA2	0.00188	0.49300	Oversupply
11/3/2021 11:31	0:02	SSA3	0.02735	0.98000	Oversupply
11/3/2021 11:46	0:01	17-2	0.00303	0.44400	Oversupply
11/3/2021 11:49	0:01	17-2	0.00018	0.33900	Oversupply
11/3/2021 11:49	0:02	SSA2	0.01021	1.12100	Oversupply
11/3/2021 11:51	0:12	17-2	0.05326	0.39400	Oversupply
11/3/2021 11:51	0:02	SSA2	0.01021	0.79500	Oversupply
11/3/2021 11:51	0:02	SSA3	0.05344	0.56000	Oversupply
11/3/2021 11:53	0:02	SSA2	0.01013	0.31100	Oversupply
11/3/2021 11:53	0:02	SSA3	0.05388	0.67900	Oversupply
11/3/2021 11:55	0:02	SSA2	0.01021	0.09500	Oversupply
11/3/2021 11:55	0:02	SSA3	0.05344	2.06800	Oversupply
11/3/2021 11:57	0:04	SSA2	0.01130	0.09500	Oversupply
11/3/2021 11:57	0:02	SSA3	0.05344	0.12800	Oversupply
11/3/2021 11:58	0:02	BS250	Data is not available	Data is not available	Oversupply
11/3/2021 11:59	0:02	SSA3	0.04577	-0.00500	Oversupply
11/3/2021 12:01	0:02	SSA2	0.02410	-0.00300	Oversupply
11/3/2021 12:01	0:02	SSA3	0.04537	-0.00500	Oversupply
11/3/2021 12:52	0:02	SSA3	0.02319	0.96900	Oversupply
11/3/2021 12:53	0:02	17-2	0.00678	0.22500	Oversupply
11/3/2021 12:53	0:02	SSA2	-0.00634	0.89400	Oversupply
11/3/2021 12:54	0:02	SSA3	0.02319	0.39300	Oversupply
11/3/2021 12:59	0:02	SSA2	-0.01162	2.51700	Oversupply
11/3/2021 13:00	0:01	17-2	0.00207	0.13300	Oversupply
11/3/2021 13:25	0:02	SSA2	-0.00346	2.56900	Oversupply
11/3/2021 13:26	0:01	17-2	0.00016	0.23600	Oversupply
11/3/2021 13:29	0:53	17-2	0.28265	0.75000	Oversupply
11/3/2021 13:29	0:02	SSA2	0.05054	1.31400	Oversupply
11/3/2021 13:30	0:02	SSA3	0.09319	0.27800	Oversupply
11/3/2021 13:32	0:02	SSA3	0.09319	0.68600	Oversupply
11/3/2021 13:33	0:14	SSA2	0.46756	0.47700	Oversupply
11/3/2021 13:34	0:12	BS250	Data is not available	Data is not available	Oversupply
11/3/2021 13:34	0:13	KWP11	0.70469	14.68691	Oversupply
11/3/2021 13:34	0:12	SSA3	0.55519	0.02400	Oversupply
11/3/2021 13:46	0:02	SSA3	0.09048	0.10300	Oversupply
11/3/2021 13:47	0:02	SSA2	0.06338	1.00500	Oversupply
11/3/2021 13:48	0:02	SSA3	0.08974	1.00200	Oversupply
11/3/2021 13:49	0:24	SSA2	0.78671	2.11500	Oversupply
11/3/2021 13:50	0:23	BS250	Data is not available	Data is not available	Oversupply
11/3/2021 13:50	0:24	KWP11	3.35706	15.48627	Oversupply
11/3/2021 13:50	0:24	SSA3	0.80588	0.01700	Oversupply
11/3/2021 14:04	0:02	AWE	0.01095	21.00000	Oversupply
11/3/2021 14:14	0:02	SSA2	0.05957	0.05200	Oversupply
11/3/2021 14:15	0:02	SSA3	0.04135	0.23800	Oversupply
11/3/2021 14:16	0:02	SSA2	0.02468	0.72400	Oversupply
11/3/2021 14:17	0:02	SSA3	0.04135	1.02500	Oversupply
11/3/2021 14:18	0:03	BS250	Data is not available	Data is not available	Oversupply
11/3/2021 14:18	0:02	SSA2	0.02448	0.19800	Oversupply
11/3/2021 14:19	0:01	KWP11	0.02624	16.96125	Oversupply
11/3/2021 14:19	0:02	SSA3	0.04135	0.00400	Oversupply
11/3/2021 14:20	0:02	SSA2	0.02468	-0.00300	Oversupply
11/3/2021 14:24	0:01	17-2	0.00995	0.61600	Oversupply
11/3/2021 15:52	0:01	17-2	0.00007	0.53800	Oversupply
11/3/2021 22:53	0:09	KWP11	0.16405	12.33872	Oversupply
11/3/2021 23:03	0:15	KWP11	0.34895	13.78176	Oversupply
11/3/2021 23:20	0:01	KWP11	0.00420	10.43961	Oversupply
11/3/2021 23:22	0:12	KWP11	0.47762	13.16203	Oversupply
11/3/2021 23:36	0:10	KWP11	0.55415	15.57209	Oversupply
11/3/2021 23:52	1:04	KWP11	8.84068	17.65084	Oversupply
11/4/2021 0:57	1:13	KWP11	7.05935	17.62888	Oversupply
11/4/2021 2:15	0:03	KWP11	0.07521	14.88350	Oversupply
11/4/2021 2:19	2:01	KWP11	24.45270	17.86340	Oversupply
11/4/2021 2:54	1:05	AWE	3.20335	19.00000	Oversupply
11/4/2021 4:00	0:01	AWE	0.00576	17.00000	Oversupply
11/4/2021 4:38	0:13	KWP11	0.73070	15.55912	Oversupply
11/4/2021 5:10	0:02	KWP11	0.01921	8.39580	Oversupply



Maui Curtailment Report

November 2021

Start Date and Time	Duration (minutes)	IPP Curtailed	Estimated Curtailed MWH	Peak MW Curtailed	Reasons for Curtailment
11/4/2021 5:13	0:03	KWPII	0.04016	8.16926	Oversupply
11/4/2021 5:25	0:01	KWPII	0.00062	7.84592	Oversupply
11/4/2021 5:28	0:01	KWPII	0.00234	7.49864	Oversupply
11/4/2021 5:50	0:02	KWPII	0.01294	15.13399	Oversupply
11/4/2021 5:55	0:02	KWPII	0.01394	14.29272	Oversupply
11/4/2021 6:59	0:02	BS250	Data is not available	Data is not available	Oversupply
11/4/2021 7:00	0:01	KWPII	0.00023	18.01010	Oversupply
11/4/2021 7:08	7:59	BS250	Data is not available	Data is not available	Oversupply
11/4/2021 7:09	7:59	KWPII	92.51654	19.58487	Oversupply
11/4/2021 7:09	8:03	17-2	2.81516	0.75000	Oversupply
11/4/2021 7:09	7:58	SSA3	19.92828	0.00300	Oversupply
11/4/2021 7:10	7:59	SSA2	11.24783	0.00400	Oversupply
11/4/2021 9:56	1:13	AWE	8.78915	21.00000	Oversupply
11/4/2021 11:13	0:08	AWE	0.12896	21.00000	Oversupply
11/4/2021 11:22	0:07	AWE	0.11906	21.00000	Oversupply
11/4/2021 11:33	0:01	AWE	0.00457	21.00000	Oversupply
11/4/2021 13:26	0:33	AWE	5.08752	21.00000	Oversupply
11/4/2021 14:00	0:03	AWE	0.03640	21.00000	Oversupply
11/4/2021 15:07	0:02	SSA3	0.07430	0.02100	Oversupply
11/4/2021 15:09	0:02	SSA2	0.03171	0.51800	Oversupply
11/4/2021 15:09	0:02	SSA3	0.07430	0.14500	Oversupply
11/4/2021 15:19	0:04	17-2	0.01064	0.24800	Oversupply
11/4/2021 15:19	0:02	SSA2	-0.00626	2.55300	Oversupply
11/4/2021 15:19	0:02	SSA3	0.02995	1.61300	Oversupply
11/4/2021 15:26	0:03	17-2	0.00886	0.61600	Oversupply
11/4/2021 15:30	0:04	17-2	0.01197	0.70900	Oversupply
11/4/2021 15:31	0:02	SSA3	0.02270	1.61300	Oversupply
11/4/2021 15:33	0:02	SSA2	-0.00507	0.72500	Oversupply
11/4/2021 15:47	0:01	BS250	Data is not available	Data is not available	Oversupply
11/4/2021 15:47	0:06	17-2	0.01375	0.22000	Oversupply
11/4/2021 15:47	0:02	SSA2	0.00704	0.10100	Oversupply
11/4/2021 15:47	0:02	SSA3	0.03586	0.02400	Oversupply
11/4/2021 15:49	0:01	KWPII	0.00189	21.03291	Oversupply
11/4/2021 15:49	0:02	SSA2	0.00704	0.24400	Oversupply
11/4/2021 15:49	0:02	SSA3	0.03586	0.32400	Oversupply
11/4/2021 15:51	0:02	SSA2	0.00704	0.33200	Oversupply
11/4/2021 15:54	0:01	17-2	0.00262	0.17400	Oversupply
11/4/2021 15:59	0:02	SSA2	-0.01732	1.82400	Oversupply
11/4/2021 16:01	0:04	17-2	0.00775	0.15500	Oversupply
11/4/2021 16:01	0:02	SSA3	0.02212	1.25700	Oversupply
11/4/2021 16:03	0:02	SSA2	-0.00697	0.32000	Oversupply
11/4/2021 22:17	0:11	KWPII	0.46634	19.57090	Oversupply
11/4/2021 22:30	7:02	KWPII	87.18464	19.57190	Oversupply
11/5/2021 0:06	0:01	AWE	0.00964	21.00000	Oversupply
11/5/2021 0:08	0:04	AWE	0.03102	21.00000	Oversupply
11/5/2021 0:15	0:02	AWE	0.01081	21.00000	Oversupply
11/5/2021 2:12	0:08	AWE	0.04544	21.00000	Oversupply
11/5/2021 2:24	0:04	AWE	0.02260	21.00000	Oversupply
11/5/2021 2:46	0:02	AWE	0.01081	19.60000	Oversupply
11/5/2021 2:49	0:11	AWE	0.27729	21.00000	Oversupply
11/5/2021 3:07	0:08	AWE	0.09821	21.00000	Oversupply
11/5/2021 3:23	0:01	AWE	0.00007	21.00000	Oversupply
11/5/2021 5:35	0:03	KWPII	0.00753	18.04203	Oversupply
11/5/2021 7:08	0:02	17-2	0.00028	0.01700	Oversupply
11/5/2021 7:09	0:01	KWPII	0.00020	19.58188	Oversupply
11/5/2021 7:24	6:46	SSA2	11.33827	0.10800	Oversupply
11/5/2021 7:25	0:03	KWPII	0.02347	19.58687	Oversupply
11/5/2021 7:25	6:52	17-2	4.18872	0.74300	Oversupply
11/5/2021 7:26	6:44	BS250	Data is not available	Data is not available	Oversupply
11/5/2021 7:26	0:02	SSA3	0.00956	-0.00100	Oversupply
11/5/2021 7:28	6:43	SSA3	14.93200	0.00000	Oversupply
11/5/2021 7:29	6:41	KWPII	105.80286	21.10875	Oversupply
11/5/2021 9:46	2:44	AWE	21.05235	21.00000	Oversupply
11/5/2021 12:31	0:03	AWE	0.02820	21.00000	Oversupply
11/5/2021 12:35	0:12	AWE	0.22856	21.00000	Oversupply
11/5/2021 12:49	0:29	AWE	0.63468	21.00000	Oversupply
11/5/2021 13:42	0:01	AWE	0.00157	21.00000	Oversupply
11/5/2021 13:51	0:15	AWE	0.65053	21.00000	Oversupply
11/5/2021 14:11	0:02	SSA2	0.06590	0.12000	Oversupply
11/5/2021 14:11	0:02	SSA3	0.07768	0.04500	Oversupply
11/5/2021 14:13	0:02	SSA2	0.05881	0.23400	Oversupply
11/5/2021 14:13	0:02	SSA3	0.06296	0.26000	Oversupply



Maui Curtailment Report

November 2021

Start Date and Time	Duration (minutes)	IPP Curtailed	Estimated Curtailed MWH	Peak MW Curtailed	Reasons for Curtailment
11/5/2021 14:14	0:01	KWPII	0.00088	12.79179	Oversupply
11/5/2021 14:15	0:02	SSA3	0.04129	0.80800	Oversupply
11/5/2021 14:18	0:03	17-2	0.03455	0.74300	Oversupply
11/5/2021 14:19	0:02	SSA2	0.02207	2.58600	Oversupply
11/5/2021 14:19	0:02	SSA3	0.04096	1.13500	Oversupply
11/5/2021 14:21	0:02	SSA2	0.02207	1.80800	Oversupply
11/5/2021 14:22	0:14	17-2	0.16323	0.74300	Oversupply
11/5/2021 14:23	0:02	SSA2	0.02188	2.57300	Oversupply
11/5/2021 14:23	0:02	SSA3	0.04129	2.33200	Oversupply
11/5/2021 14:25	0:01	KWPII	0.00834	19.82638	Oversupply
11/5/2021 14:25	0:02	SSA2	0.02207	0.04500	Oversupply
11/5/2021 14:25	0:06	SSA3	0.11978	0.00700	Oversupply
11/5/2021 14:26	0:06	BS250	Data is not available	Data is not available	Oversupply
11/5/2021 14:27	0:05	KWPII	0.18279	20.86425	Oversupply
11/5/2021 14:27	0:08	SSA2	0.12648	0.03200	Oversupply
11/5/2021 14:32	0:02	SSA3	0.03786	-0.00200	Oversupply
11/5/2021 14:33	0:02	BS250	Data is not available	Data is not available	Oversupply
11/5/2021 14:33	0:02	KWPII	0.01349	16.80956	Oversupply
11/5/2021 14:34	0:02	SSA3	0.03755	-0.00400	Oversupply
11/5/2021 14:35	0:02	SSA2	0.03565	0.04100	Oversupply
11/5/2021 14:39	0:01	17-2	0.00150	0.74300	Oversupply
11/5/2021 18:05	0:15	KWPII	0.88629	19.59086	Oversupply
11/5/2021 21:47	0:14	KWPII	0.25243	19.59785	Oversupply
11/5/2021 22:08	0:21	KWPII	0.71452	19.59884	Oversupply
11/5/2021 22:52	7:57	KWPII	121.26304	19.59984	Oversupply
11/5/2021 23:24	0:01	AWE	0.00364	21.00000	Oversupply
11/5/2021 23:36	0:50	AWE	2.53080	21.00000	Oversupply
11/6/2021 0:27	0:05	AWE	0.04811	18.40000	Oversupply
11/6/2021 0:39	0:07	AWE	0.16108	21.00000	Oversupply
11/6/2021 1:16	0:08	AWE	0.10562	18.70000	Oversupply
11/6/2021 1:29	0:23	AWE	1.04477	21.00000	Oversupply
11/6/2021 2:34	0:01	AWE	0.00516	21.00000	Oversupply
11/6/2021 2:37	2:09	AWE	6.07667	21.00000	Oversupply
11/6/2021 4:48	0:01	AWE	0.00174	21.00000	Oversupply
11/6/2021 6:36	0:11	BS250	Data is not available	Data is not available	Oversupply
11/6/2021 6:50	0:06	BS250	Data is not available	Data is not available	Oversupply
11/6/2021 6:51	0:04	KWPII	0.02790	19.57290	Oversupply
11/6/2021 6:56	0:01	KWPII	0.01131	19.23459	Oversupply
11/6/2021 6:58	0:01	KWPII	0.00336	19.18769	Oversupply
11/6/2021 7:17	8:15	17-2	4.81022	0.75000	Oversupply
11/6/2021 7:19	8:07	SSA3	17.39596	0.29900	Oversupply
11/6/2021 7:20	8:06	BS250	Data is not available	Data is not available	Oversupply
11/6/2021 7:21	8:05	KWPII	126.02746	21.11374	Oversupply
11/6/2021 7:21	8:01	SSA2	12.46031	0.00000	Oversupply
11/6/2021 8:57	0:01	AWE	0.00057	21.00000	Oversupply
11/6/2021 8:59	0:01	AWE	0.00809	21.00000	Oversupply
11/6/2021 9:05	4:59	AWE	55.32705	21.00000	Oversupply
11/6/2021 15:22	0:02	SSA2	0.04762	0.00900	Oversupply
11/6/2021 15:24	0:02	SSA2	0.04762	0.01600	Oversupply
11/6/2021 15:26	0:02	SSA2	0.04722	0.04600	Oversupply
11/6/2021 15:26	0:02	SSA3	0.04966	0.07400	Oversupply
11/6/2021 15:28	0:02	SSA2	0.03875	1.21800	Oversupply
11/6/2021 15:28	0:02	SSA3	0.03944	0.43600	Oversupply
11/6/2021 15:30	0:02	SSA2	-0.01284	0.93900	Oversupply
11/6/2021 15:30	0:02	SSA3	-0.00067	1.10900	Oversupply
11/6/2021 22:10	1:20	KWPII	8.08895	20.94608	Oversupply
11/6/2021 23:31	0:02	KWPII	0.03875	20.99598	Oversupply
11/6/2021 23:34	0:16	KWPII	0.54122	20.65468	Oversupply
11/7/2021 0:00	0:01	KWPII	0.00585	18.99708	Oversupply
11/7/2021 0:07	0:01	KWPII	0.00637	16.57903	Oversupply
11/7/2021 0:13	0:02	KWPII	0.03929	15.07511	Oversupply
11/7/2021 0:18	0:02	KWPII	0.04535	16.36946	Oversupply
11/7/2021 0:30	0:32	KWPII	1.51995	18.91125	Oversupply
11/7/2021 1:03	0:01	KWPII	0.00325	15.60104	Oversupply
11/7/2021 1:06	5:11	KWPII	72.16345	21.00097	Oversupply
11/7/2021 2:10	0:02	AWE	0.01106	21.00000	Oversupply
11/7/2021 2:14	0:06	AWE	0.06653	21.00000	Oversupply
11/7/2021 2:21	0:02	AWE	0.01071	20.00000	Oversupply
11/7/2021 2:50	0:21	AWE	0.74207	21.00000	Oversupply
11/7/2021 3:13	0:07	AWE	0.15500	21.00000	Oversupply
11/7/2021 3:21	0:02	AWE	0.01534	18.60000	Oversupply
11/7/2021 3:36	0:26	AWE	1.03100	21.00000	Oversupply



Maui Curtailment Report

November 2021

Start Date and Time	Duration (minutes)	IPP Curtailed	Estimated Curtailed MWH	Peak MW Curtailed	Reasons for Curtailment
11/7/2021 4:40	0:08	AWE	0.09398	21.00000	Oversupply
11/7/2021 4:49	0:04	AWE	0.00820	21.00000	Oversupply
11/7/2021 6:18	0:02	KWPIL	0.00372	20.90617	Oversupply
11/7/2021 6:21	0:03	KWPIL	0.00553	20.97503	Oversupply
11/7/2021 7:36	1:59	BS250	Data is not available	Data is not available	Oversupply
11/7/2021 7:36	6:59	17-2	3.20241	0.75000	Oversupply
11/7/2021 7:37	2:15	SSA3	3.30040	-0.00300	Oversupply
11/7/2021 7:37	2:15	SSA2	1.83973	0.00200	Oversupply
11/7/2021 7:38	1:58	KWPIL	12.23498	20.80637	Oversupply
11/7/2021 9:37	0:02	BS250	Data is not available	Data is not available	Oversupply
11/7/2021 9:37	0:02	KWPIL	0.01206	16.21977	Oversupply
11/7/2021 9:40	0:01	BS250	Data is not available	Data is not available	Oversupply
11/7/2021 9:42	0:10	BS250	Data is not available	Data is not available	Oversupply
11/7/2021 9:42	0:10	KWPIL	0.35641	15.54715	Oversupply
11/7/2021 9:52	0:02	SSA2	0.04685	0.19500	Oversupply
11/7/2021 9:52	0:02	SSA3	0.06876	0.11000	Oversupply
11/7/2021 9:53	0:01	BS250	Data is not available	Data is not available	Oversupply
11/7/2021 9:54	0:02	SSA2	0.04646	0.75000	Oversupply
11/7/2021 9:54	0:02	SSA3	0.06876	0.11700	Oversupply
11/7/2021 9:55	0:01	BS250	Data is not available	Data is not available	Oversupply
11/7/2021 9:56	0:02	SSA2	0.04685	0.02300	Oversupply
11/7/2021 9:56	0:02	SSA3	0.06876	0.07700	Oversupply
11/7/2021 9:58	0:02	SSA2	0.04820	1.11700	Oversupply
11/7/2021 9:58	0:02	SSA3	0.06921	1.79200	Oversupply
11/7/2021 10:00	0:02	SSA2	0.05597	0.74400	Oversupply
11/7/2021 10:00	0:02	SSA3	0.07668	0.36900	Oversupply
11/7/2021 10:02	0:02	SSA2	0.05597	0.12300	Oversupply
11/7/2021 10:02	0:02	SSA3	0.07542	1.14400	Oversupply
11/7/2021 10:04	0:11	BS250	Data is not available	Data is not available	Oversupply
11/7/2021 10:04	0:12	SSA2	0.33604	0.02300	Oversupply
11/7/2021 10:04	0:10	SSA3	0.37962	0.06400	Oversupply
11/7/2021 10:05	0:10	KWPIL	0.41039	18.11489	Oversupply
11/7/2021 10:14	0:02	SSA3	0.07730	0.04200	Oversupply
11/7/2021 10:16	0:02	SSA2	0.06081	0.83200	Oversupply
11/7/2021 10:16	0:02	SSA3	0.08076	1.23000	Oversupply
11/7/2021 10:18	3:51	BS250	Data is not available	Data is not available	Oversupply
11/7/2021 10:18	3:52	SSA2	8.23912	0.01800	Oversupply
11/7/2021 10:18	3:52	SSA3	10.17907	0.01500	Oversupply
11/7/2021 10:19	3:45	KWPIL	29.51508	19.52799	Oversupply
11/7/2021 10:59	0:02	AWE	0.02159	21.00000	Oversupply
11/7/2021 11:02	0:07	AWE	0.07065	21.00000	Oversupply
11/7/2021 14:06	0:03	KWPIL	0.05760	19.22960	Oversupply
11/7/2021 14:10	0:02	SSA2	0.06752	0.58000	Oversupply
11/7/2021 14:10	0:02	SSA3	0.09478	0.13100	Oversupply
11/7/2021 14:11	0:14	BS250	Data is not available	Data is not available	Oversupply
11/7/2021 14:12	0:13	KWPIL	0.54949	19.19866	Oversupply
11/7/2021 14:12	0:14	SSA2	0.42993	0.00800	Oversupply
11/7/2021 14:12	0:12	SSA3	0.35784	0.00300	Oversupply
11/7/2021 14:25	0:02	SSA3	0.04340	0.00000	Oversupply
11/7/2021 14:26	0:02	SSA2	0.06049	1.03300	Oversupply
11/7/2021 14:27	0:02	SSA3	0.04340	0.59700	Oversupply
11/7/2021 14:28	0:02	SSA2	0.05016	0.44800	Oversupply
11/7/2021 14:29	0:02	SSA3	0.01883	0.40300	Oversupply
11/7/2021 14:30	0:02	SSA2	0.01084	0.42100	Oversupply
11/7/2021 14:31	0:02	SSA3	0.02112	1.07700	Oversupply
11/7/2021 14:32	0:02	SSA2	0.01075	0.89500	Oversupply
11/7/2021 14:33	0:02	SSA3	0.02094	0.96100	Oversupply
11/7/2021 14:36	0:08	17-2	0.09152	0.75000	Oversupply
11/7/2021 14:37	0:02	SSA3	0.02112	2.33900	Oversupply
11/7/2021 14:39	0:02	SSA3	0.02094	1.39600	Oversupply
11/7/2021 14:40	0:02	SSA2	0.01093	0.13500	Oversupply
11/7/2021 14:41	0:02	SSA3	0.02094	1.78300	Oversupply
11/7/2021 14:42	0:02	SSA2	0.01075	2.18100	Oversupply
11/7/2021 14:46	0:02	17-2	0.01933	0.75000	Oversupply
11/7/2021 14:46	0:02	SSA2	-0.00164	2.45400	Oversupply
11/7/2021 14:50	0:03	17-2	0.00868	0.22800	Oversupply
11/7/2021 14:51	0:02	SSA3	0.00590	2.38900	Oversupply
11/7/2021 15:01	0:01	17-2	0.00074	0.26100	Oversupply
11/7/2021 15:07	0:01	17-2	0.00682	0.44300	Oversupply
11/7/2021 22:38	0:11	KWPIL	0.09443	20.84329	Oversupply
11/7/2021 23:24	0:01	KWPIL	0.00269	20.84329	Oversupply
11/7/2021 23:26	0:03	KWPIL	0.01968	20.83431	Oversupply



Maui Curtailment Report

November 2021

Start Date and Time	Duration (minutes)	IPP Curtailed	Estimated Curtailed MWH	Peak MW Curtailed	Reasons for Curtailment
11/7/2021 23:36	0:19	KWPII	0.45795	20.91215	Oversupply
11/7/2021 23:56	1:07	KWPII	5.76614	20.90217	Oversupply
11/8/2021 1:33	1:11	KWPII	7.84460	20.83032	Oversupply
11/8/2021 3:17	0:01	KWPII	0.00589	11.35474	Oversupply
11/8/2021 3:22	0:01	KWPII	0.00056	9.46461	Oversupply
11/8/2021 3:28	0:03	KWPII	0.03929	13.65602	Oversupply
11/8/2021 3:35	1:26	KWPII	7.93551	20.61476	Oversupply
11/8/2021 5:02	0:02	KWPII	0.01998	19.93216	Oversupply
11/8/2021 5:08	0:23	KWPII	1.69509	20.91116	Oversupply
11/8/2021 5:51	0:01	KWPII	0.00068	18.14682	Oversupply
11/8/2021 5:59	0:09	KWPII	0.24487	20.75348	Oversupply
11/8/2021 7:14	0:01	17-2	0.00017	0.03000	Oversupply
11/8/2021 7:16	0:01	BS250	Data is not available	Data is not available	Oversupply
11/8/2021 7:16	0:06	17-2	0.00258	0.03000	Oversupply
11/8/2021 7:16	0:06	SSA2	0.00090	0.04200	Oversupply
11/8/2021 7:17	0:05	KWPII	0.08890	19.86929	Oversupply
11/8/2021 7:17	0:04	SSA3	0.01677	0.01100	Oversupply
11/8/2021 7:18	0:03	BS250	Data is not available	Data is not available	Oversupply
11/8/2021 7:21	0:02	SSA3	0.00835	0.10600	Oversupply
11/8/2021 7:43	1:50	BS250	Data is not available	Data is not available	Oversupply
11/8/2021 7:43	0:02	SSA3	0.00843	0.73100	Oversupply
11/8/2021 7:44	2:34	17-2	1.34317	0.75000	Oversupply
11/8/2021 7:44	1:55	SSA2	1.28186	0.01400	Oversupply
11/8/2021 7:45	1:51	SSA3	2.68985	0.00600	Oversupply
11/8/2021 7:46	1:16	KWPII	9.66952	21.03889	Oversupply
11/8/2021 9:03	0:33	KWPII	4.10954	16.86544	Oversupply
11/8/2021 9:20	0:06	AWE	0.08865	21.00000	Oversupply
11/8/2021 9:34	0:02	BS250	Data is not available	Data is not available	Oversupply
11/8/2021 9:36	0:02	SSA3	0.06910	0.22900	Oversupply
11/8/2021 9:37	0:01	BS250	Data is not available	Data is not available	Oversupply
11/8/2021 9:37	0:02	KWPII	0.03739	11.04337	Oversupply
11/8/2021 9:38	0:38	SSA3	1.41675	0.00300	Oversupply
11/8/2021 9:39	0:35	BS250	Data is not available	Data is not available	Oversupply
11/8/2021 9:39	0:02	SSA2	0.02228	0.31200	Oversupply
11/8/2021 9:40	0:36	KWPII	3.12707	17.23768	Oversupply
11/8/2021 9:41	0:34	SSA2	0.65305	0.00400	Oversupply
11/8/2021 10:15	0:02	SSA2	0.02993	0.04000	Oversupply
11/8/2021 10:16	0:02	SSA3	0.04558	0.69500	Oversupply
11/8/2021 10:18	0:02	SSA3	0.04483	2.46600	Oversupply
11/8/2021 10:19	0:13	17-2	0.15666	0.75000	Oversupply
11/8/2021 10:19	0:02	SSA2	0.03018	2.23800	Oversupply
11/8/2021 10:20	0:02	SSA3	0.04521	0.40600	Oversupply
11/8/2021 10:21	0:02	SSA2	0.02993	1.51000	Oversupply
11/8/2021 10:22	0:02	SSA3	0.04483	1.42200	Oversupply
11/8/2021 10:23	0:02	SSA2	0.03018	1.20500	Oversupply
11/8/2021 10:24	0:02	SSA3	0.04483	1.34100	Oversupply
11/8/2021 10:25	0:02	SSA2	0.03018	0.16600	Oversupply
11/8/2021 10:26	0:02	SSA3	0.04521	1.01600	Oversupply
11/8/2021 10:27	0:02	SSA2	0.02993	0.05700	Oversupply
11/8/2021 10:28	0:01	BS250	Data is not available	Data is not available	Oversupply
11/8/2021 10:28	0:01	KWPII	0.01013	7.82597	Oversupply
11/8/2021 10:28	0:02	SSA3	0.02928	0.02200	Oversupply
11/8/2021 10:29	0:02	SSA2	-0.00357	0.77700	Oversupply
11/8/2021 10:30	0:02	SSA3	0.01148	1.28300	Oversupply
11/8/2021 10:33	0:06	17-2	0.05809	0.75000	Oversupply
11/8/2021 10:35	0:02	SSA2	-0.00802	2.37000	Oversupply
11/8/2021 10:38	0:02	SSA3	0.01158	2.59700	Oversupply
11/8/2021 10:48	0:02	SSA3	0.04881	2.67100	Oversupply
11/8/2021 10:49	1:12	17-2	0.84277	0.75000	Oversupply
11/8/2021 10:49	0:02	SSA2	0.02767	2.66800	Oversupply
11/8/2021 10:51	0:02	SSA2	0.02790	0.89500	Oversupply
11/8/2021 10:53	0:02	SSA2	0.02745	2.68000	Oversupply
11/8/2021 10:55	0:03	BS250	Data is not available	Data is not available	Oversupply
11/8/2021 10:55	0:02	SSA3	0.04841	0.85900	Oversupply
11/8/2021 10:55	0:04	SSA2	0.05558	0.08800	Oversupply
11/8/2021 10:56	0:03	KWPII	0.04544	7.92377	Oversupply
11/8/2021 10:57	0:02	SSA3	0.04921	0.00600	Oversupply
11/8/2021 10:59	0:02	SSA3	0.07085	0.00000	Oversupply
11/8/2021 10:59	0:02	SSA2	0.06568	0.10400	Oversupply
11/8/2021 11:01	0:02	SSA3	0.09149	0.08100	Oversupply
11/8/2021 11:01	0:02	SSA2	0.07294	0.10700	Oversupply
11/8/2021 11:02	0:05	BS250	Data is not available	Data is not available	Oversupply



Maui Curtailment Report

November 2021

Start Date and Time	Duration (minutes)	IPP Curtailed	Estimated Curtailed MWH	Peak MW Curtailed	Reasons for Curtailment
11/8/2021 11:03	0:01	KWPII	0.02168	5.50971	Oversupply
11/8/2021 11:03	0:04	SSA3	0.18298	0.00800	Oversupply
11/8/2021 11:03	0:02	SSA2	0.07294	0.00700	Oversupply
11/8/2021 11:05	0:03	KWPII	0.07037	7.83495	Oversupply
11/8/2021 11:05	0:26	SSA2	0.93294	0.00800	Oversupply
11/8/2021 11:07	0:02	SSA3	0.09224	0.00700	Oversupply
11/8/2021 11:08	0:23	BS250	Data is not available	Data is not available	Oversupply
11/8/2021 11:09	0:22	KWPII	1.21973	10.83081	Oversupply
11/8/2021 11:09	0:22	SSA3	1.02395	0.00300	Oversupply
11/8/2021 11:31	0:02	SSA3	0.09390	0.05300	Oversupply
11/8/2021 11:32	0:02	SSA2	0.06810	0.18300	Oversupply
11/8/2021 11:33	0:16	BS250	Data is not available	Data is not available	Oversupply
11/8/2021 11:33	0:01	KWPII	0.00767	6.93878	Oversupply
11/8/2021 11:33	0:18	SSA3	0.75804	0.03000	Oversupply
11/8/2021 11:34	0:16	SSA2	0.48926	0.00700	Oversupply
11/8/2021 11:35	0:15	KWPII	1.02556	10.55437	Oversupply
11/8/2021 11:50	3:42	AWE	35.39780	20.10000	Facility requested
11/8/2021 11:50	0:02	SSA2	0.04639	0.12900	Oversupply
11/8/2021 11:51	0:02	SSA3	0.06749	0.96300	Oversupply
11/8/2021 11:52	0:02	SSA2	0.04600	0.59200	Oversupply
11/8/2021 11:53	0:02	SSA3	0.06639	1.69000	Oversupply
11/8/2021 11:54	0:02	SSA2	0.04639	0.72100	Oversupply
11/8/2021 11:55	0:02	SSA3	0.06639	0.25600	Oversupply
11/8/2021 11:56	0:02	SSA2	0.04600	0.86700	Oversupply
11/8/2021 11:57	0:02	SSA3	0.06584	2.25200	Oversupply
11/8/2021 11:58	0:02	SSA2	0.04162	2.03900	Oversupply
11/8/2021 11:59	0:02	SSA3	0.01989	1.62500	Oversupply
11/8/2021 12:00	0:02	SSA2	-0.01004	0.79100	Oversupply
11/8/2021 14:16	0:01	17-2	0.00302	0.70500	Oversupply
11/8/2021 16:21	0:01	17-2	0.00126	0.23300	Oversupply
11/8/2021 21:31	0:21	KWPII	0.82185	17.26064	Oversupply
11/8/2021 21:53	0:01	KWPII	0.00442	15.81160	Oversupply
11/9/2021 9:21	0:04	17-2	0.01188	0.46500	Oversupply
11/9/2021 9:34	0:01	17-2	0.00294	0.47000	Oversupply
11/9/2021 9:35	3:02	AWE	33.97085	17.20000	Facility requested
11/9/2021 12:38	0:55	AWE	2.55500	12.40000	Facility requested
11/9/2021 13:34	0:03	AWE	0.01167	6.30000	Oversupply
11/9/2021 13:38	0:01	AWE	0.00500	6.30000	Oversupply
11/9/2021 13:40	0:01	AWE	0.00167	6.10000	Oversupply
11/9/2021 13:42	0:08	AWE	0.03833	6.70000	Oversupply
11/9/2021 13:52	0:04	AWE	0.05500	7.50000	Oversupply
11/9/2021 13:56	0:02	BS250	Data is not available	Data is not available	Oversupply
11/9/2021 13:56	0:02	17-2	0.00597	0.30800	Oversupply
11/9/2021 13:57	0:02	SSA3	0.02271	2.04100	Oversupply
11/9/2021 13:57	0:02	SSA2	-0.00341	0.18200	Oversupply
11/9/2021 14:43	0:04	AWE	0.06113	10.90000	Oversupply
11/10/2021 6:02	0:01	KWPII	0.00101	0.06088	Oversupply
11/10/2021 13:16	0:01	17-2	0.00129	0.75000	Oversupply
11/10/2021 13:41	0:02	17-2	0.01401	0.75000	Oversupply
11/10/2021 23:22	0:01	KWPII	0.00003	0.00200	Oversupply
11/12/2021 6:02	0:01	KWPII	0.00065	0.03892	Oversupply
11/12/2021 11:00	0:01	17-2	0.00398	0.70600	Oversupply
11/12/2021 11:03	0:09	17-2	0.07871	0.75000	Oversupply
11/12/2021 11:07	0:02	SSA3	0.00900	2.79400	Oversupply
11/12/2021 11:09	0:02	SSA2	0.00090	2.84400	Oversupply
11/12/2021 11:09	0:02	SSA3	0.00915	1.28200	Oversupply
11/12/2021 11:13	0:02	17-2	0.01019	0.75000	Oversupply
11/12/2021 11:16	0:04	17-2	0.03340	0.70200	Oversupply
11/12/2021 11:17	0:02	SSA3	0.00209	2.55300	Oversupply
11/12/2021 11:19	0:02	SSA2	0.00576	1.56500	Oversupply
11/12/2021 11:35	0:04	17-2	0.01105	0.75000	Oversupply
11/12/2021 11:37	0:02	SSA2	0.02397	2.81500	Oversupply
11/12/2021 11:40	0:17	17-2	0.10414	0.75000	Oversupply
11/12/2021 11:42	0:02	SSA3	0.01524	0.46600	Oversupply
11/12/2021 11:43	0:02	SSA2	0.02793	1.68300	Oversupply
11/12/2021 11:44	0:02	SSA3	0.01821	0.75200	Oversupply
11/12/2021 11:45	0:02	SSA2	0.04472	1.07900	Oversupply
11/12/2021 11:46	0:02	SSA3	0.02851	0.27700	Oversupply
11/12/2021 11:47	0:02	SSA2	0.04435	1.82100	Oversupply
11/12/2021 11:48	0:02	SSA3	0.02828	1.09700	Oversupply
11/12/2021 11:49	0:02	SSA2	0.04472	0.36700	Oversupply
11/12/2021 11:50	0:02	SSA3	0.02851	1.26900	Oversupply



Maui Curtailment Report

November 2021

Start Date and Time	Duration (minutes)	IPP Curtailed	Estimated Curtailed MWH	Peak MW Curtailed	Reasons for Curtailment
11/12/2021 11:52	0:02	SSA3	0.02875	1.28800	Oversupply
11/12/2021 11:53	0:24	SSA2	0.90722	1.06200	Oversupply
11/12/2021 11:54	0:02	SSA3	0.02851	2.33100	Oversupply
11/12/2021 11:58	0:01	17-2	0.01165	0.75000	Oversupply
11/12/2021 13:01	0:02	AWE	0.03005	13.40000	Facility requested
11/12/2021 13:14	0:01	17-2	0.00200	0.51000	Oversupply
11/12/2021 13:17	0:03	17-2	0.01502	0.75000	Oversupply
11/12/2021 13:18	0:02	SSA3	0.00552	1.38900	Oversupply
11/12/2021 13:24	0:02	17-2	0.01124	0.54000	Oversupply
11/12/2021 13:24	0:02	SSA3	0.00552	2.47600	Oversupply
11/12/2021 13:31	0:01	17-2	0.01155	0.75000	Oversupply
11/12/2021 13:31	0:02	SSA3	0.00915	2.05600	Oversupply
11/12/2021 13:31	0:02	SSA2	0.09549	0.00000	Oversupply
11/12/2021 17:26	0:01	KWPPII	0.00296	0.17764	Oversupply
11/13/2021 7:39	0:01	AWE	0.00167	0.10000	Oversupply
11/13/2021 7:47	0:01	AWE	0.00167	0.10000	Oversupply
11/14/2021 0:21	0:01	KWPPII	0.00753	0.45207	Oversupply
11/14/2021 12:08	0:01	KWPPII	0.00010	0.00599	Oversupply
11/14/2021 14:55	0:01	AWE	0.00167	0.10000	Oversupply
11/14/2021 15:29	0:01	AWE	0.00167	0.10000	Oversupply
11/15/2021 0:35	0:02	KWPPII	0.01510	15.95431	Oversupply
11/15/2021 10:42	0:01	KWPPII	0.00151	0.09081	Oversupply
11/15/2021 15:43	0:01	KWPPII	0.00011	0.14670	Oversupply
11/17/2021 9:45	0:01	KWPPII	0.00208	0.12474	Oversupply
11/17/2021 11:16	0:01	AWE	0.00167	0.10000	Oversupply
11/17/2021 11:38	0:01	AWE	0.00167	0.10000	Oversupply
11/17/2021 11:45	0:01	AWE	0.00167	0.10000	Oversupply
11/17/2021 12:01	0:01	AWE	0.00167	0.10000	Oversupply
11/17/2021 13:19	0:01	KWPP	0.00267	0.08000	Oversupply
11/17/2021 15:39	0:01	KWPPII	0.00015	0.00898	Oversupply
11/17/2021 15:53	0:01	KWPPII	0.00153	0.09181	Oversupply
11/18/2021 15:59	0:01	KWPPII	0.00028	0.09680	Oversupply
11/20/2021 9:11	0:02	SSA2	0.00983	1.45400	Oversupply
11/20/2021 9:12	0:02	SSA3	0.00827	1.80500	Oversupply
11/20/2021 9:13	0:02	SSA2	0.02406	0.26400	Oversupply
11/20/2021 9:14	0:02	SSA3	0.04366	0.21800	Oversupply
11/20/2021 9:15	0:02	SSA2	0.05290	0.04700	Oversupply
11/20/2021 9:16	0:02	SSA3	0.06129	0.33300	Oversupply
11/20/2021 9:17	0:02	SSA2	0.05334	0.02000	Oversupply
11/20/2021 9:18	0:07	BS250	Data is not available	Data is not available	Oversupply
11/20/2021 9:18	0:07	AWE	0.01854	21.00000	Oversupply
11/20/2021 9:18	0:08	SSA3	0.24266	0.01100	Oversupply
11/20/2021 9:19	0:06	SSA2	0.15959	-0.00300	Oversupply
11/20/2021 9:25	0:02	SSA2	0.05334	0.11800	Oversupply
11/20/2021 9:26	0:05	AWE	0.00754	21.00000	Oversupply
11/20/2021 9:26	0:02	SSA3	0.06129	0.12400	Oversupply
11/20/2021 9:27	0:12	SSA2	0.23115	0.12100	Oversupply
11/20/2021 9:28	0:10	BS250	Data is not available	Data is not available	Oversupply
11/20/2021 9:28	0:10	SSA3	0.30038	0.11100	Oversupply
11/20/2021 9:32	2:30	AWE	9.78709	21.00000	Oversupply
11/20/2021 9:38	0:02	SSA3	0.06045	0.00200	Oversupply
11/20/2021 9:39	0:02	SSA2	0.03634	1.28400	Oversupply
11/20/2021 9:40	0:02	SSA3	0.06045	0.13500	Oversupply
11/20/2021 9:41	0:04	SSA2	0.08091	1.82100	Oversupply
11/20/2021 9:42	0:02	SSA3	0.06045	0.29500	Oversupply
11/20/2021 9:44	1:33	SSA3	3.57512	1.37200	Oversupply
11/20/2021 9:45	0:02	SSA2	0.05873	1.74900	Oversupply
11/20/2021 9:47	1:31	SSA2	3.36674	0.07900	Oversupply
11/20/2021 9:48	0:11	BS250	Data is not available	Data is not available	Oversupply
11/20/2021 10:00	2:01	BS250	Data is not available	Data is not available	Oversupply
11/20/2021 11:17	0:02	SSA3	0.08825	0.00400	Oversupply
11/20/2021 11:18	0:02	SSA2	0.08640	-0.00100	Oversupply
11/20/2021 11:19	0:44	SSA3	1.96741	0.00100	Oversupply
11/20/2021 11:20	0:40	SSA2	1.78308	0.00100	Oversupply
11/20/2021 12:00	0:02	SSA2	0.09297	0.00100	Oversupply
11/20/2021 12:02	0:01	BS250	Data is not available	Data is not available	Oversupply
11/20/2021 12:02	0:02	SSA2	0.09374	0.00000	Oversupply
11/20/2021 12:03	0:01	AWE	0.01563	20.20000	Oversupply
11/20/2021 12:04	0:03	BS250	Data is not available	Data is not available	Oversupply
11/20/2021 12:04	0:02	SSA3	0.09244	0.00900	Oversupply
11/20/2021 12:04	0:02	SSA2	0.09374	0.00600	Oversupply
11/20/2021 12:05	0:02	AWE	0.00430	19.40000	Oversupply



Maui Curtailment Report

November 2021

Start Date and Time	Duration (minutes)	IPP Curtailed	Estimated Curtailed MWH	Peak MW Curtailed	Reasons for Curtailment
11/20/2021 12:06	0:02	SSA3	0.09321	0.00100	Oversupply
11/20/2021 12:06	0:12	SSA2	0.50342	0.00800	Oversupply
11/20/2021 12:08	0:02	AWE	0.00391	19.20000	Oversupply
11/20/2021 12:08	0:02	SSA3	0.09321	0.00800	Oversupply
11/20/2021 12:09	0:07	BS250	Data is not available	Data is not available	Oversupply
11/20/2021 12:10	0:06	SSA3	0.26295	0.05200	Oversupply
11/20/2021 12:11	0:01	AWE	0.00398	19.40000	Oversupply
11/20/2021 12:13	0:02	AWE	0.01563	19.50000	Oversupply
11/20/2021 12:16	0:01	AWE	0.00416	19.40000	Oversupply
11/20/2021 12:16	0:02	SSA3	0.05964	-0.00100	Oversupply
11/20/2021 12:17	0:01	BS250	Data is not available	Data is not available	Oversupply
11/20/2021 12:18	0:02	SSA3	0.05964	-0.00100	Oversupply
11/20/2021 12:18	0:02	SSA2	0.06318	0.06400	Oversupply
11/20/2021 12:20	0:02	SSA3	0.06014	0.74000	Oversupply
11/20/2021 12:20	0:02	SSA2	0.06318	1.01700	Oversupply
11/20/2021 12:22	0:02	SSA3	0.05964	1.30000	Oversupply
11/20/2021 12:22	0:02	SSA2	0.06318	0.82900	Oversupply
11/20/2021 12:24	0:02	SSA3	0.05915	0.91400	Oversupply
11/20/2021 12:24	0:02	SSA2	0.06318	1.09500	Oversupply
11/20/2021 12:26	0:02	SSA3	0.05964	0.47300	Oversupply
11/20/2021 12:26	0:02	SSA2	0.06266	0.38200	Oversupply
11/20/2021 12:28	0:02	SSA3	0.05271	1.39000	Oversupply
11/20/2021 12:28	0:02	SSA2	0.04385	1.62200	Oversupply
11/20/2021 12:30	0:02	SSA3	0.03096	2.41000	Oversupply
11/20/2021 12:30	0:02	SSA2	0.02633	2.16700	Oversupply
11/20/2021 12:32	0:02	SSA3	0.03096	1.68100	Oversupply
11/20/2021 12:32	0:02	SSA2	0.02655	1.18400	Oversupply
11/20/2021 12:34	0:02	SSA3	0.03070	1.82000	Oversupply
11/20/2021 12:34	0:02	SSA2	0.02655	1.69400	Oversupply
11/20/2021 12:36	0:02	SSA3	0.03070	1.56900	Oversupply
11/20/2021 12:37	0:02	SSA2	0.02655	2.08900	Oversupply
11/20/2021 12:38	0:02	SSA3	0.03096	1.99200	Oversupply
11/20/2021 12:39	0:02	SSA2	0.02633	1.84700	Oversupply
11/20/2021 12:42	0:02	SSA3	0.03070	2.57200	Oversupply
11/20/2021 12:44	0:02	SSA3	0.00373	1.69200	Oversupply
11/20/2021 13:53	0:02	SSA3	0.00069	2.49800	Oversupply
11/21/2021 1:28	4:02	KWP/II	48.50701	21.03889	Oversupply
11/21/2021 3:03	0:04	AWE	0.03011	16.90000	Oversupply
11/21/2021 3:08	0:04	AWE	0.02973	16.90000	Oversupply
11/21/2021 3:13	0:01	AWE	0.00239	16.30000	Oversupply
11/21/2021 3:16	0:01	AWE	0.00079	15.50000	Oversupply
11/21/2021 3:31	0:01	AWE	0.00157	17.40000	Oversupply
11/21/2021 3:51	0:01	AWE	0.00774	21.00000	Oversupply
11/21/2021 3:54	0:03	AWE	0.03595	20.80000	Oversupply
11/21/2021 5:31	0:04	KWP/II	0.14563	17.58297	Oversupply
11/21/2021 5:42	0:10	KWP/II	0.54451	17.90232	Oversupply
11/21/2021 6:03	0:01	KWP/II	0.01572	17.51112	Oversupply
11/21/2021 6:29	0:17	KWP/II	0.67313	20.58981	Oversupply
11/21/2021 6:36	0:09	BS250	Data is not available	Data is not available	Oversupply
11/21/2021 6:48	2:43	BS250	Data is not available	Data is not available	Oversupply
11/21/2021 6:48	2:44	SSA3	2.28824	-0.00200	Oversupply
11/21/2021 6:49	2:43	KWP/II	28.97564	21.00896	Oversupply
11/21/2021 6:51	2:41	SSA2	1.56298	0.00200	Oversupply
11/21/2021 9:08	0:03	AWE	0.02089	21.00000	Oversupply
11/21/2021 9:17	0:06	AWE	0.18974	21.00000	Oversupply
11/21/2021 9:32	0:02	SSA2	0.02740	-0.00300	Oversupply
11/21/2021 9:32	0:02	SSA3	0.02441	-0.00300	Oversupply
11/21/2021 9:33	0:01	BS250	Data is not available	Data is not available	Oversupply
11/21/2021 9:34	0:02	SSA2	0.02717	-0.00300	Oversupply
11/21/2021 9:34	0:02	SSA3	0.02441	-0.00300	Oversupply
11/21/2021 9:36	0:02	SSA2	0.02717	0.17800	Oversupply
11/21/2021 9:36	0:02	SSA3	0.02461	0.63300	Oversupply
11/21/2021 9:52	0:02	SSA2	0.02767	2.04400	Oversupply
11/21/2021 9:54	0:02	SSA2	0.02744	2.12000	Oversupply
11/21/2021 9:54	0:02	SSA3	0.01410	2.03600	Oversupply
11/21/2021 9:56	0:02	SSA2	0.02767	0.09100	Oversupply
11/21/2021 9:56	0:02	SSA3	0.01398	2.03600	Oversupply
11/21/2021 9:58	0:02	SSA2	0.02472	0.12300	Oversupply
11/21/2021 9:58	0:02	SSA3	0.01557	1.49500	Oversupply
11/21/2021 10:04	0:02	SSA2	0.02518	2.03500	Oversupply
11/21/2021 10:04	0:02	SSA3	0.01603	1.22500	Oversupply
11/21/2021 10:08	0:02	SSA2	0.02497	1.43400	Oversupply



Maui Curtailment Report

November 2021

Start Date and Time	Duration (minutes)	IPP Curtailed	Estimated Curtailed MWH	Peak MW Curtailed	Reasons for Curtailment
11/21/2021 10:08	0:02	SSA3	0.01603	0.89300	Oversupply
11/21/2021 10:10	0:02	SSA2	0.02518	1.02300	Oversupply
11/21/2021 10:10	0:02	SSA3	0.01590	1.24400	Oversupply
11/21/2021 11:21	0:02	SSA2	0.03233	2.63600	Oversupply
11/21/2021 11:23	0:02	SSA2	0.03260	0.15700	Oversupply
11/21/2021 11:23	0:02	SSA3	0.03620	1.05200	Oversupply
11/21/2021 11:25	0:02	SSA2	0.03260	1.15000	Oversupply
11/21/2021 11:25	0:02	SSA3	0.03590	0.84800	Oversupply
11/21/2021 11:27	0:02	SSA2	0.03233	1.11900	Oversupply
11/21/2021 11:27	0:02	SSA3	0.03650	0.94800	Oversupply
11/21/2021 11:29	0:02	SSA2	0.04015	0.85300	Oversupply
11/21/2021 11:29	0:02	SSA3	0.04550	1.30200	Oversupply
11/21/2021 11:31	0:02	SSA2	0.04891	0.94400	Oversupply
11/21/2021 11:31	0:02	SSA3	0.05534	0.80800	Oversupply
11/21/2021 11:33	0:02	SSA2	0.04891	0.35100	Oversupply
11/21/2021 11:33	0:02	SSA3	0.05534	0.22100	Oversupply
11/21/2021 11:35	0:02	SSA2	0.04851	0.05800	Oversupply
11/21/2021 11:35	0:02	SSA3	0.05580	0.05500	Oversupply
11/21/2021 11:37	0:02	SSA2	0.04891	0.93100	Oversupply
11/21/2021 11:37	0:02	SSA3	0.05534	1.21600	Oversupply
11/21/2021 11:39	0:02	SSA2	0.04891	1.84600	Oversupply
11/21/2021 11:39	0:02	SSA3	0.05534	1.86000	Oversupply
11/21/2021 11:41	0:02	SSA2	0.04851	1.29600	Oversupply
11/21/2021 11:41	0:02	SSA3	0.05580	1.65200	Oversupply
11/21/2021 11:43	0:02	SSA2	0.04545	1.44400	Oversupply
11/21/2021 11:43	0:02	SSA3	0.04134	1.78400	Oversupply
11/21/2021 11:45	0:02	SSA2	0.01191	1.87400	Oversupply
11/21/2021 11:45	0:02	SSA3	0.01533	2.03300	Oversupply
11/21/2021 11:47	0:02	SSA2	0.01211	1.59300	Oversupply
11/21/2021 11:47	0:02	SSA3	0.01533	2.01100	Oversupply
11/21/2021 11:49	0:02	SSA2	0.01191	1.34900	Oversupply
11/21/2021 11:49	0:02	SSA3	0.01533	1.78100	Oversupply
11/21/2021 11:51	0:02	SSA2	0.01201	2.38400	Oversupply
11/21/2021 11:51	0:02	SSA3	0.01545	2.25300	Oversupply
11/21/2021 11:53	0:02	SSA2	0.01191	1.79700	Oversupply
11/21/2021 12:07	0:02	SSA3	0.03113	2.92400	Oversupply
11/21/2021 12:09	0:02	SSA2	0.02966	2.91500	Oversupply
11/21/2021 12:09	0:02	SSA3	0.03113	0.04600	Oversupply
11/21/2021 12:11	0:02	SSA2	0.03015	1.31400	Oversupply
11/21/2021 12:11	0:02	SSA3	0.03113	1.22300	Oversupply
11/21/2021 12:13	0:02	SSA2	0.04272	0.51300	Oversupply
11/21/2021 12:13	0:02	SSA3	0.06142	0.74100	Oversupply
11/21/2021 12:14	0:03	BS250	Data is not available	Data is not available	Oversupply
11/21/2021 12:15	0:02	SSA2	0.08791	0.03000	Oversupply
11/21/2021 12:15	0:02	SSA3	0.09056	0.01200	Oversupply
11/21/2021 12:16	0:01	KWP1I	0.03202	8.85186	Oversupply
11/21/2021 12:17	0:02	SSA2	0.08791	-0.00300	Oversupply
11/21/2021 12:18	0:02	SSA3	0.08982	-0.00300	Oversupply
11/21/2021 12:19	0:21	BS250	Data is not available	Data is not available	Oversupply
11/21/2021 12:19	0:22	SSA2	0.88323	-0.00300	Oversupply
11/21/2021 12:20	0:21	KWP1I	1.45394	15.41442	Oversupply
11/21/2021 12:20	0:20	SSA3	0.80180	-0.00300	Oversupply
11/21/2021 12:40	0:02	SSA3	0.06986	-0.00400	Oversupply
11/21/2021 12:41	0:02	SSA2	0.07555	0.50600	Oversupply
11/21/2021 12:42	0:02	SSA3	0.07103	0.50500	Oversupply
11/21/2021 12:45	0:02	SSA2	0.03206	2.87800	Oversupply
11/21/2021 12:46	0:02	SSA3	0.02364	1.98000	Oversupply
11/21/2021 12:47	0:02	SSA2	0.03233	0.57400	Oversupply
11/21/2021 12:48	0:02	SSA3	0.02384	0.49200	Oversupply
11/21/2021 12:51	0:02	SSA2	0.03233	2.91800	Oversupply
11/21/2021 12:53	0:02	SSA2	0.03233	1.59600	Oversupply
11/21/2021 12:54	0:02	SSA3	0.02364	1.03800	Oversupply
11/21/2021 12:55	0:02	SSA2	0.03206	1.48000	Oversupply
11/21/2021 12:56	0:02	SSA3	0.02364	2.13400	Oversupply
11/21/2021 12:57	0:02	SSA2	0.03233	0.76200	Oversupply
11/21/2021 12:58	0:02	SSA3	0.01828	0.79400	Oversupply
11/22/2021 1:50	0:07	KWP1I	0.12234	13.37160	Oversupply
11/22/2021 1:58	0:10	KWP1I	0.53541	11.34675	Oversupply
11/22/2021 7:52	0:04	SSA2	0.00063	0.31400	Oversupply
11/22/2021 7:53	0:02	SSA3	0.00769	0.65000	Oversupply
11/22/2021 7:55	0:02	SSA3	0.00776	0.69400	Oversupply
11/22/2021 7:57	0:02	SSA3	0.00769	0.73900	Oversupply



Maui Curtailment Report

November 2021

Start Date and Time	Duration (minutes)	IPP Curtailed	Estimated Curtailed MWH	Peak MW Curtailed	Reasons for Curtailment
11/22/2021 7:58	0:01	KWPPII	0.00131	8.99657	Oversupply
11/22/2021 7:59	0:14	BS250	Data is not available	Data is not available	Oversupply
11/22/2021 7:59	0:02	SSA2	0.00514	0.33100	Oversupply
11/22/2021 7:59	0:02	SSA3	0.01818	0.79100	Oversupply
11/22/2021 8:01	0:13	KWPPII	0.80200	10.02845	Oversupply
11/22/2021 8:01	0:14	SSA2	0.08954	-0.00100	Oversupply
11/22/2021 8:01	0:14	SSA3	0.22763	-0.00200	Oversupply
11/22/2021 9:53	0:02	SSA2	0.00554	0.84400	Oversupply
11/22/2021 9:54	0:02	SSA3	0.00833	1.01500	Oversupply
11/22/2021 9:55	0:02	SSA2	0.00558	1.17600	Oversupply
11/22/2021 9:56	0:04	SSA3	0.01599	1.70800	Oversupply
11/22/2021 9:57	0:02	SSA2	0.00546	1.00300	Oversupply
11/22/2021 10:00	0:02	SSA2	-0.00193	0.15200	Oversupply
11/22/2021 10:00	0:02	SSA3	0.00769	1.18500	Oversupply
11/22/2021 10:12	0:02	SSA2	-0.00195	1.57200	Oversupply
11/22/2021 10:12	0:02	SSA3	0.00769	1.41300	Oversupply
11/22/2021 10:16	0:02	SSA2	0.03318	1.38900	Oversupply
11/22/2021 10:16	0:02	SSA3	0.06105	2.57000	Oversupply
11/22/2021 10:18	0:04	BS250	Data is not available	Data is not available	Oversupply
11/22/2021 10:18	0:05	KWPPII	0.03970	6.85096	Oversupply
11/22/2021 10:18	0:04	SSA2	0.06663	0.88100	Oversupply
11/22/2021 10:18	0:04	SSA3	0.12260	0.02600	Oversupply
11/22/2021 10:22	0:02	SSA2	0.03318	-0.00300	Oversupply
11/22/2021 10:22	0:02	SSA3	0.06155	-0.00200	Oversupply
11/22/2021 10:24	2:54	BS250	Data is not available	Data is not available	Oversupply
11/22/2021 10:24	0:02	SSA2	0.03291	-0.00300	Oversupply
11/22/2021 10:24	2:53	SSA3	4.87646	0.24200	Oversupply
11/22/2021 10:25	2:53	KWPPII	30.37823	19.95811	Oversupply
11/22/2021 10:26	3:13	SSA2	5.04240	0.00000	Oversupply
11/22/2021 10:33	0:01	AWE	0.00665	17.60000	Oversupply
11/22/2021 10:35	0:10	AWE	0.14147	18.60000	Oversupply
11/22/2021 10:46	0:02	AWE	0.00519	18.10000	Oversupply
11/22/2021 10:50	0:01	AWE	0.00503	19.40000	Oversupply
11/22/2021 10:58	0:01	AWE	0.00501	19.70000	Oversupply
11/22/2021 11:17	0:02	AWE	0.00572	20.50000	Oversupply
11/22/2021 11:20	1:12	AWE	5.82814	20.10000	Oversupply
11/22/2021 13:17	0:02	SSA3	0.02516	-0.00300	Oversupply
11/22/2021 13:19	0:19	KWPPII	0.81996	11.52439	Oversupply
11/22/2021 13:19	0:18	SSA3	0.22718	0.00900	Oversupply
11/22/2021 13:20	0:19	BS250	Data is not available	Data is not available	Oversupply
11/22/2021 13:38	0:02	SSA3	0.02532	-0.00400	Oversupply
11/22/2021 13:39	0:01	KWPPII	0.00018	9.26901	Oversupply
11/22/2021 13:39	0:02	SSA2	0.07043	0.05800	Oversupply
11/22/2021 13:40	0:02	SSA3	0.02532	-0.00300	Oversupply
11/22/2021 13:41	0:02	SSA2	0.07043	1.48100	Oversupply
11/22/2021 13:42	0:02	SSA3	0.02511	0.25600	Oversupply
11/22/2021 13:44	0:02	SSA3	0.00530	0.75000	Oversupply
11/22/2021 13:45	0:02	SSA2	0.00375	1.54200	Oversupply
11/22/2021 14:29	0:02	SSA2	0.02121	1.11400	Oversupply
11/22/2021 14:30	0:02	SSA3	0.00734	0.18900	Oversupply
11/22/2021 14:31	0:04	SSA2	0.04200	0.04200	Oversupply
11/22/2021 14:32	0:03	BS250	Data is not available	Data is not available	Oversupply
11/22/2021 14:32	0:04	KWPPII	0.07864	14.65298	Oversupply
11/22/2021 14:32	0:04	SSA3	0.01468	-0.00400	Oversupply
11/23/2021 8:48	0:02	SSA3	0.02416	1.34800	Oversupply
11/23/2021 8:48	0:02	SSA2	0.01918	0.08500	Oversupply
11/23/2021 8:50	0:02	SSA2	0.01902	1.14000	Oversupply
11/23/2021 8:52	0:02	SSA3	0.02396	1.05700	Oversupply
11/23/2021 8:52	0:02	SSA2	0.01918	0.91300	Oversupply
11/23/2021 8:54	0:02	SSA3	0.02436	0.45300	Oversupply
11/23/2021 8:54	0:02	SSA2	0.01933	0.33800	Oversupply
11/23/2021 8:56	0:08	SSA3	0.16347	0.05600	Oversupply
11/23/2021 8:56	0:08	SSA2	0.13158	0.10600	Oversupply
11/23/2021 8:57	0:07	BS250	Data is not available	Data is not available	Oversupply
11/23/2021 8:57	0:05	KWPPII	0.01249	5.07560	Oversupply
11/23/2021 9:04	0:02	KWPPII	0.00583	3.95490	Oversupply
11/23/2021 9:04	0:02	SSA3	0.05288	0.67400	Oversupply
11/23/2021 9:04	0:02	SSA2	0.04264	0.24400	Oversupply
11/23/2021 9:06	0:38	BS250	Data is not available	Data is not available	Oversupply
11/23/2021 9:06	0:38	SSA3	1.15117	0.22600	Oversupply
11/23/2021 9:06	0:38	SSA2	0.84768	0.07500	Oversupply
11/23/2021 9:07	0:39	KWPPII	2.68521	9.67717	Oversupply



Maui Curtailment Report

November 2021

Start Date and Time	Duration (minutes)	IPP Curtailed	Estimated Curtailed MWH	Peak MW Curtailed	Reasons for Curtailment
11/23/2021 9:11	0:02	AWE	0.01595	15.60000	Oversupply
11/23/2021 9:15	0:06	AWE	0.04688	15.60000	Oversupply
11/23/2021 9:22	0:04	AWE	0.13764	15.30000	Oversupply
11/23/2021 9:45	0:02	SSA2	0.01618	0.00400	Oversupply
11/23/2021 9:45	0:02	SSA3	0.02645	0.01700	Oversupply
11/23/2021 9:49	0:02	SSA2	0.01618	0.66700	Oversupply
11/23/2021 9:51	0:02	SSA2	0.01618	0.07000	Oversupply
11/23/2021 9:51	0:02	SSA3	0.02623	0.96300	Oversupply
11/23/2021 9:55	0:02	SSA2	0.01618	1.68300	Oversupply
11/23/2021 9:55	0:02	SSA3	0.02623	1.09000	Oversupply
11/23/2021 9:57	0:02	SSA2	0.01618	1.61400	Oversupply
11/23/2021 9:57	0:02	SSA3	0.02623	1.27300	Oversupply
11/23/2021 9:59	0:02	SSA2	0.00972	1.54700	Oversupply
11/23/2021 9:59	0:02	SSA3	0.01468	0.89100	Oversupply
11/23/2021 10:39	0:02	SSA2	0.00484	1.52200	Oversupply
11/23/2021 10:39	0:02	SSA3	0.00973	2.47300	Oversupply
11/23/2021 10:41	0:02	SSA3	0.00973	0.39800	Oversupply
11/23/2021 10:45	0:02	SSA2	0.00845	2.23900	Oversupply
11/23/2021 10:45	0:02	SSA3	0.01433	2.44300	Oversupply
11/23/2021 10:47	0:02	SSA2	0.00852	1.14500	Oversupply
11/23/2021 10:47	0:02	SSA3	0.01422	1.69600	Oversupply
11/23/2021 10:59	0:02	SSA2	-0.00218	1.86800	Oversupply
11/23/2021 10:59	0:02	SSA3	0.03513	2.57400	Oversupply
11/23/2021 11:01	0:02	SSA2	0.03189	0.60500	Oversupply
11/23/2021 11:01	0:02	SSA3	0.03836	1.45000	Oversupply
11/23/2021 11:03	0:02	SSA2	0.03216	2.65000	Oversupply
11/23/2021 11:03	0:02	SSA3	0.03867	1.78800	Oversupply
11/23/2021 11:05	0:02	SSA2	0.03189	1.23200	Oversupply
11/23/2021 11:06	0:02	SSA3	0.03836	1.06900	Oversupply
11/23/2021 11:07	0:02	SSA2	0.03216	2.08300	Oversupply
11/23/2021 11:08	0:02	SSA3	0.03836	2.15000	Oversupply
11/23/2021 11:09	0:02	SSA2	0.03216	1.82600	Oversupply
11/23/2021 11:10	0:02	SSA3	0.03867	1.91700	Oversupply
11/23/2021 11:11	0:02	SSA2	0.03189	2.42600	Oversupply
11/23/2021 11:12	0:02	SSA3	0.03836	2.09500	Oversupply
11/23/2021 11:13	0:02	SSA2	0.04406	0.33000	Oversupply
11/23/2021 11:14	0:02	SSA3	0.04815	0.39800	Oversupply
11/23/2021 11:15	0:02	SSA2	0.06495	1.65600	Oversupply
11/23/2021 11:16	0:02	SSA3	0.05950	1.39000	Oversupply
11/23/2021 11:17	0:02	SSA2	0.06495	0.36600	Oversupply
11/23/2021 11:18	0:02	SSA3	0.05853	0.44900	Oversupply
11/23/2021 11:19	0:02	SSA2	0.06442	0.64600	Oversupply
11/23/2021 11:20	0:02	SSA3	0.05902	1.72300	Oversupply
11/23/2021 11:21	0:02	SSA2	0.06495	1.10100	Oversupply
11/23/2021 11:22	0:02	SSA3	0.05902	1.39500	Oversupply
11/23/2021 11:23	0:02	SSA2	0.06442	0.09200	Oversupply
11/23/2021 11:24	0:02	SSA3	0.05902	0.47100	Oversupply
11/23/2021 11:25	0:02	SSA2	0.06495	0.11400	Oversupply
11/23/2021 11:26	0:02	SSA3	0.05950	1.15300	Oversupply
11/23/2021 11:27	0:02	SSA2	0.06549	0.29300	Oversupply
11/23/2021 11:28	0:02	SSA3	0.06039	1.09200	Oversupply
11/23/2021 11:29	0:02	SSA2	0.07937	0.80100	Oversupply
11/23/2021 11:30	0:02	SSA3	0.08145	1.04600	Oversupply
11/23/2021 11:31	0:02	SSA2	0.08125	0.97500	Oversupply
11/23/2021 11:32	0:02	SSA3	0.08145	0.32300	Oversupply
11/23/2021 11:33	0:02	SSA2	0.08192	0.07700	Oversupply
11/23/2021 11:34	0:02	SSA3	0.08145	0.46000	Oversupply
11/23/2021 11:35	0:02	SSA2	0.08125	0.46300	Oversupply
11/23/2021 11:36	0:02	SSA3	0.08145	0.72900	Oversupply
11/23/2021 11:37	0:02	SSA2	0.08192	0.03000	Oversupply
11/23/2021 11:38	0:01	BS250	Data is not available	Data is not available	Oversupply
11/23/2021 11:38	0:06	SSA3	0.24434	0.04300	Oversupply
11/23/2021 11:40	0:01	BS250	Data is not available	Data is not available	Oversupply
11/23/2021 11:40	0:02	SSA2	0.08192	-0.00300	Oversupply
11/23/2021 11:42	0:01	BS250	Data is not available	Data is not available	Oversupply
11/23/2021 11:42	0:02	SSA2	0.08125	-0.00300	Oversupply
11/23/2021 11:44	0:06	BS250	Data is not available	Data is not available	Oversupply
11/23/2021 11:44	0:06	SSA2	0.26639	0.04000	Oversupply
11/23/2021 11:44	0:06	SSA3	0.25733	0.02500	Oversupply
11/23/2021 11:46	0:07	KWP/II	0.15032	10.36476	Oversupply
11/23/2021 11:50	0:02	SSA2	0.09016	0.03100	Oversupply
11/23/2021 11:50	0:02	SSA3	0.08705	0.00700	Oversupply



Maui Curtailment Report

November 2021

Start Date and Time	Duration (minutes)	IPP Curtailed	Estimated Curtailed MWH	Peak MW Curtailed	Reasons for Curtailment
11/23/2021 11:51	0:01	BS250	Data is not available	Data is not available	Oversupply
11/23/2021 11:52	0:02	SSA2	0.08942	-0.00100	Oversupply
11/23/2021 11:52	0:02	SSA3	0.08705	0.10900	Oversupply
11/23/2021 11:54	0:02	SSA2	0.09016	0.07700	Oversupply
11/23/2021 11:54	0:02	SSA3	0.08777	0.36100	Oversupply
11/23/2021 11:56	0:02	SSA2	0.09016	0.13200	Oversupply
11/23/2021 11:56	0:02	SSA3	0.08705	0.78600	Oversupply
11/23/2021 11:58	0:02	SSA2	0.09043	0.22400	Oversupply
11/23/2021 11:58	0:02	SSA3	0.08923	0.57600	Oversupply
11/23/2021 12:00	0:31	BS250	Data is not available	Data is not available	Oversupply
11/23/2021 12:00	0:32	SSA2	1.44421	0.21000	Oversupply
11/23/2021 12:00	0:32	SSA3	1.17151	0.03000	Oversupply
11/23/2021 12:01	0:31	KWP11	0.87875	9.02152	Oversupply
11/23/2021 12:32	0:02	SSA2	0.05507	0.19300	Oversupply
11/23/2021 12:32	0:02	SSA3	0.05388	0.75300	Oversupply
11/23/2021 12:34	0:02	SSA2	0.05462	0.78100	Oversupply
11/23/2021 12:34	0:02	SSA3	0.05344	2.50600	Oversupply
11/23/2021 12:36	0:02	SSA2	0.05507	1.28900	Oversupply
11/23/2021 12:36	0:02	SSA3	0.05344	1.44500	Oversupply
11/23/2021 12:38	0:02	SSA2	0.05507	1.55900	Oversupply
11/23/2021 12:38	0:02	SSA3	0.05388	1.37700	Oversupply
11/23/2021 12:40	0:02	SSA2	0.05507	1.32000	Oversupply
11/23/2021 12:40	0:02	SSA3	0.05344	0.82200	Oversupply
11/23/2021 12:42	0:02	SSA2	0.05507	0.89600	Oversupply
11/23/2021 12:42	0:02	SSA3	0.05344	1.16600	Oversupply
11/23/2021 12:44	0:02	SSA2	0.02495	2.48900	Oversupply
11/23/2021 12:52	0:02	SSA2	0.01273	2.77500	Oversupply
11/23/2021 12:53	0:02	SSA3	0.01578	2.81600	Oversupply
11/23/2021 12:54	0:02	SSA2	0.01252	0.60100	Oversupply
11/23/2021 12:55	0:02	SSA3	0.01552	1.13600	Oversupply
11/23/2021 12:56	0:02	SSA2	0.01263	2.61300	Oversupply
11/24/2021 9:30	0:02	SSA3	0.02430	1.98300	Oversupply
11/24/2021 9:36	0:02	SSA3	0.02451	2.03800	Oversupply
11/24/2021 9:36	0:02	SSA2	0.02057	1.75500	Oversupply
11/24/2021 9:38	0:02	SSA3	0.02451	1.19700	Oversupply
11/24/2021 9:38	0:02	SSA2	0.02075	0.88200	Oversupply
11/24/2021 9:40	0:02	SSA3	0.02451	1.00500	Oversupply
11/24/2021 9:40	0:02	SSA2	0.02057	1.22400	Oversupply
11/24/2021 9:42	0:02	SSA3	0.02451	0.29400	Oversupply
11/24/2021 9:42	0:02	SSA2	0.02075	0.07500	Oversupply
11/24/2021 9:44	0:02	SSA3	0.03784	0.85000	Oversupply
11/24/2021 9:44	0:02	SSA2	0.03658	0.80100	Oversupply
11/24/2021 9:46	0:02	SSA3	0.05072	0.99700	Oversupply
11/24/2021 9:46	0:02	SSA2	0.04628	0.25400	Oversupply
11/24/2021 9:48	0:02	SSA3	0.05072	1.09900	Oversupply
11/24/2021 9:48	0:02	SSA2	0.04667	1.28300	Oversupply
11/24/2021 9:50	0:02	SSA3	0.05072	1.11800	Oversupply
11/24/2021 9:50	0:02	SSA2	0.04667	0.72800	Oversupply
11/24/2021 9:51	0:01	BS250	Data is not available	Data is not available	Oversupply
11/24/2021 9:52	0:02	SSA3	0.05072	0.00400	Oversupply
11/24/2021 9:52	0:02	SSA2	0.04667	0.13500	Oversupply
11/24/2021 9:54	0:02	BS250	Data is not available	Data is not available	Oversupply
11/24/2021 9:54	0:02	SSA3	0.05030	0.00300	Oversupply
11/24/2021 9:54	0:02	SSA2	0.04628	0.01400	Oversupply
11/24/2021 9:56	0:02	SSA3	0.05114	0.04300	Oversupply
11/24/2021 9:56	0:02	SSA2	0.04667	0.03200	Oversupply
11/24/2021 9:58	0:02	SSA3	0.04070	0.58600	Oversupply
11/24/2021 9:58	0:02	SSA2	0.02933	0.44100	Oversupply
11/24/2021 10:42	0:02	SSA3	0.00034	2.52800	Oversupply
11/24/2021 10:56	0:02	SSA3	0.00504	2.60800	Oversupply
11/24/2021 10:58	0:02	SSA3	0.00209	1.15900	Oversupply
11/24/2021 10:59	0:02	SSA2	-0.00086	2.32800	Oversupply
11/24/2021 11:04	0:02	SSA3	0.00040	2.61700	Oversupply
11/24/2021 11:19	0:02	SSA2	0.00030	2.57800	Oversupply
11/24/2021 11:35	0:02	SSA3	0.03791	2.70700	Oversupply
11/24/2021 11:35	0:02	SSA2	0.03147	2.63600	Oversupply
11/24/2021 11:37	0:02	SSA3	0.03760	0.92700	Oversupply
11/24/2021 11:37	0:02	SSA2	0.03121	0.72300	Oversupply
11/24/2021 11:39	0:02	SSA3	0.03760	1.91600	Oversupply
11/24/2021 11:39	0:02	SSA2	0.03121	1.84000	Oversupply
11/24/2021 11:41	0:02	SSA3	0.03760	0.50200	Oversupply
11/24/2021 11:41	0:02	SSA2	0.03147	0.94900	Oversupply



Maui Curtailment Report

November 2021

Start Date and Time	Duration (minutes)	IPP Curtailed	Estimated Curtailed MWH	Peak MW Curtailed	Reasons for Curtailment
11/24/2021 11:43	0:02	SSA3	0.03911	0.97500	Oversupply
11/24/2021 11:43	0:02	SSA2	0.03371	1.19300	Oversupply
11/24/2021 11:45	0:02	SSA3	0.04608	1.30500	Oversupply
11/24/2021 11:45	0:02	SSA2	0.04447	1.32700	Oversupply
11/24/2021 11:47	0:02	SSA3	0.04608	1.53000	Oversupply
11/24/2021 11:47	0:02	SSA2	0.04484	1.54200	Oversupply
11/24/2021 11:49	0:02	SSA3	0.04608	1.74300	Oversupply
11/24/2021 11:49	0:02	SSA2	0.04447	1.79400	Oversupply
11/24/2021 11:51	0:02	SSA3	0.04570	1.55500	Oversupply
11/24/2021 11:51	0:02	SSA2	0.04484	1.29100	Oversupply
11/24/2021 11:53	0:02	SSA3	0.04646	1.75400	Oversupply
11/24/2021 11:53	0:02	SSA2	0.04484	1.43700	Oversupply
11/24/2021 11:55	0:02	SSA3	0.04608	1.05600	Oversupply
11/24/2021 11:55	0:02	SSA2	0.04447	0.81300	Oversupply
11/24/2021 11:57	0:02	SSA3	0.04608	0.22900	Oversupply
11/24/2021 11:57	0:02	SSA2	0.04484	0.78500	Oversupply
11/24/2021 11:59	0:02	SSA3	0.02697	0.58700	Oversupply
11/24/2021 11:59	0:02	SSA2	0.02584	1.75500	Oversupply
11/24/2021 12:01	0:02	SSA3	0.02027	0.76300	Oversupply
11/24/2021 12:01	0:02	SSA2	0.02210	0.72000	Oversupply
11/24/2021 12:03	0:02	SSA3	0.02044	1.37300	Oversupply
11/24/2021 12:03	0:02	SSA2	0.02229	1.24300	Oversupply
11/24/2021 12:05	0:02	SSA3	0.02044	2.31100	Oversupply
11/24/2021 12:05	0:02	SSA2	0.02210	2.13800	Oversupply
11/24/2021 12:07	0:02	SSA3	0.02044	2.33200	Oversupply
11/24/2021 12:07	0:02	SSA2	0.02229	2.27500	Oversupply
11/24/2021 12:09	0:02	SSA3	0.02061	2.72600	Oversupply
11/24/2021 12:09	0:02	SSA2	0.02247	2.59700	Oversupply
11/24/2021 12:19	0:02	SSA3	0.02300	2.11100	Oversupply
11/24/2021 12:19	0:02	SSA2	0.02656	0.96200	Oversupply
11/24/2021 12:21	0:02	SSA3	0.02300	1.27400	Oversupply
11/24/2021 12:21	0:02	SSA2	0.02678	1.46100	Oversupply
11/24/2021 12:23	0:02	SSA3	0.02300	2.03200	Oversupply
11/24/2021 12:23	0:02	SSA2	0.02678	2.01600	Oversupply
11/24/2021 12:25	0:02	SSA3	0.02319	1.68100	Oversupply
11/24/2021 12:25	0:02	SSA2	0.02656	1.73200	Oversupply
11/24/2021 12:27	0:02	SSA2	0.02678	2.52900	Oversupply
11/24/2021 12:27	0:02	SSA3	0.02300	2.14400	Oversupply
11/25/2021 8:00	0:02	SSA3	0.02894	0.72100	Oversupply
11/25/2021 8:00	0:02	SSA2	0.01974	0.35300	Oversupply
11/25/2021 8:01	0:01	BS250	Data is not available	Data is not available	Oversupply
11/25/2021 8:02	0:02	SSA3	0.02870	0.15900	Oversupply
11/25/2021 8:02	0:02	SSA2	0.01991	0.40800	Oversupply
11/25/2021 8:04	0:10	BS250	Data is not available	Data is not available	Oversupply
11/25/2021 8:04	0:10	KWP11	0.48624	13.61810	Oversupply
11/25/2021 8:04	0:10	SSA3	0.14471	0.00700	Oversupply
11/25/2021 8:04	0:10	SSA2	0.09921	0.00400	Oversupply
11/25/2021 8:14	0:02	SSA3	0.02210	0.31000	Oversupply
11/25/2021 8:14	0:02	SSA2	0.01277	0.09500	Oversupply
11/25/2021 8:16	0:02	SSA3	0.02562	0.87200	Oversupply
11/25/2021 8:16	0:02	SSA2	0.01801	0.27900	Oversupply
11/25/2021 8:18	0:02	SSA3	0.02583	0.03700	Oversupply
11/25/2021 8:18	0:02	SSA2	0.01771	0.08400	Oversupply
11/25/2021 8:20	0:02	SSA3	0.02562	1.03300	Oversupply
11/25/2021 8:24	0:08	SSA3	0.08207	0.46900	Oversupply
11/25/2021 8:24	0:02	SSA2	0.01786	0.08000	Oversupply
11/25/2021 8:25	0:07	BS250	Data is not available	Data is not available	Oversupply
11/25/2021 8:26	0:06	KWP11	0.31410	19.43318	Oversupply
11/25/2021 8:26	0:06	SSA2	0.03822	0.00100	Oversupply
11/25/2021 8:36	0:02	SSA3	0.01127	0.09900	Oversupply
11/25/2021 8:42	0:02	SSA3	0.01136	1.38500	Oversupply
11/25/2021 8:42	0:02	SSA2	0.00913	1.00600	Oversupply
11/25/2021 8:44	0:02	SSA3	0.02432	0.64600	Oversupply
11/25/2021 8:48	0:02	SSA3	0.03212	1.47000	Oversupply
11/25/2021 8:50	0:03	BS250	Data is not available	Data is not available	Oversupply
11/25/2021 8:50	0:02	SSA3	0.03212	0.02100	Oversupply
11/25/2021 8:51	0:03	KWP11	0.02677	17.21573	Oversupply
11/25/2021 8:51	0:08	SSA2	0.11397	0.00800	Oversupply
11/25/2021 8:52	0:02	SSA3	0.03212	0.00000	Oversupply
11/25/2021 8:54	0:04	SSA3	0.06398	0.28200	Oversupply
11/25/2021 8:56	0:03	BS250	Data is not available	Data is not available	Oversupply
11/25/2021 8:57	0:02	KWP11	0.02522	17.42330	Oversupply



Maui Curtailment Report

November 2021

Start Date and Time	Duration (minutes)	IPP Curtailed	Estimated Curtailed MWH	Peak MW Curtailed	Reasons for Curtailment
11/25/2021 8:58	0:02	SSA3	0.01710	0.04100	Oversupply
11/25/2021 8:59	0:02	SSA2	0.01394	0.08300	Oversupply
11/25/2021 9:00	0:02	SSA3	0.00278	1.07700	Oversupply
11/25/2021 9:01	0:02	SSA2	0.00733	0.12500	Oversupply
11/25/2021 9:17	0:02	SSA3	-0.00107	1.78600	Oversupply
11/25/2021 9:17	0:02	SSA2	0.00143	1.44200	Oversupply
11/25/2021 9:33	0:02	SSA3	0.01344	0.21300	Oversupply
11/25/2021 9:33	0:02	SSA2	0.00421	0.07700	Oversupply
11/25/2021 9:35	0:02	SSA3	0.01322	0.08700	Oversupply
11/25/2021 9:35	0:02	SSA2	0.00428	0.33900	Oversupply
11/25/2021 9:43	0:02	SSA3	0.01361	2.01600	Oversupply
11/25/2021 9:43	0:02	SSA2	0.00508	1.76600	Oversupply
11/25/2021 9:55	0:02	SSA3	0.01926	0.01700	Oversupply
11/25/2021 9:55	0:02	SSA2	0.01419	0.01600	Oversupply
11/25/2021 9:57	0:02	SSA3	0.01926	2.12200	Oversupply
11/25/2021 9:57	0:02	SSA2	0.01396	1.91800	Oversupply
11/25/2021 9:59	1:08	BS250	Data is not available	Data is not available	Oversupply
11/25/2021 9:59	2:47	SSA3	7.04857	0.01700	Oversupply
11/25/2021 9:59	2:47	SSA2	6.79183	0.02700	Oversupply
11/25/2021 10:01	0:56	KWP11	6.39835	20.68462	Oversupply
11/25/2021 10:58	1:15	KWP11	4.57457	20.99798	Oversupply
11/25/2021 11:08	1:37	BS250	Data is not available	Data is not available	Oversupply
11/25/2021 12:14	0:30	KWP11	2.80041	21.02991	Oversupply
11/25/2021 12:45	0:01	KWP11	0.00696	18.71565	Oversupply
11/25/2021 12:46	0:02	SSA2	0.09383	0.06000	Oversupply
11/25/2021 12:46	0:02	SSA3	0.08690	0.21000	Oversupply
11/25/2021 12:48	0:02	SSA2	0.09010	0.08400	Oversupply
11/25/2021 12:48	0:02	SSA3	0.08690	0.10200	Oversupply
11/25/2021 12:50	0:01	BS250	Data is not available	Data is not available	Oversupply
11/25/2021 12:50	0:02	SSA2	0.09010	0.13000	Oversupply
11/25/2021 12:50	0:02	SSA3	0.08690	0.09500	Oversupply
11/25/2021 12:52	0:09	BS250	Data is not available	Data is not available	Oversupply
11/25/2021 12:52	0:10	KWP11	0.26739	21.02392	Oversupply
11/25/2021 12:52	0:10	SSA2	0.38227	0.00700	Oversupply
11/25/2021 12:52	0:10	SSA3	0.34272	0.01100	Oversupply
11/25/2021 13:02	0:02	SSA2	0.03897	0.13200	Oversupply
11/25/2021 13:02	0:02	SSA3	0.02321	1.20400	Oversupply
11/25/2021 13:04	0:02	SSA2	0.03865	0.42300	Oversupply
11/25/2021 13:04	0:02	SSA3	0.02321	1.35200	Oversupply
11/25/2021 13:06	0:02	SSA2	0.03897	1.58100	Oversupply
11/25/2021 13:06	0:02	SSA3	0.02340	1.80200	Oversupply
11/25/2021 14:17	0:02	SSA3	0.03967	2.34200	Oversupply
11/25/2021 14:19	0:02	SSA2	0.04639	0.19700	Oversupply
11/25/2021 14:19	0:02	SSA3	0.04000	0.04200	Oversupply
11/25/2021 14:21	0:02	SSA2	0.04601	1.37600	Oversupply
11/25/2021 14:21	0:02	SSA3	0.03967	0.73800	Oversupply
11/25/2021 14:23	0:02	SSA2	0.04639	1.89100	Oversupply
11/25/2021 14:23	0:02	SSA3	0.03967	1.77400	Oversupply
11/25/2021 14:25	0:02	SSA2	0.04639	0.18600	Oversupply
11/25/2021 14:25	0:12	SSA3	0.33740	0.35900	Oversupply
11/25/2021 14:26	0:04	BS250	Data is not available	Data is not available	Oversupply
11/25/2021 14:27	0:10	KWP11	0.20440	20.98600	Oversupply
11/25/2021 14:27	0:10	SSA2	0.33448	0.03300	Oversupply
11/25/2021 14:31	0:05	BS250	Data is not available	Data is not available	Oversupply
11/25/2021 14:37	0:02	SSA2	0.07432	0.13900	Oversupply
11/25/2021 14:37	0:02	SSA3	0.06395	1.21800	Oversupply
11/25/2021 14:39	0:02	SSA2	0.07556	0.80800	Oversupply
11/25/2021 14:39	0:02	SSA3	0.06502	0.31800	Oversupply
11/25/2021 14:40	0:05	BS250	Data is not available	Data is not available	Oversupply
11/25/2021 14:41	0:05	KWP11	0.07548	21.01195	Oversupply
11/25/2021 14:41	0:06	SSA2	0.18013	0.01600	Oversupply
11/25/2021 14:41	0:04	SSA3	0.11577	0.00000	Oversupply
11/25/2021 14:45	0:02	SSA3	0.03036	0.13300	Oversupply
11/25/2021 14:47	0:02	SSA2	0.03475	0.42100	Oversupply
11/25/2021 14:47	0:02	SSA3	0.03061	0.07700	Oversupply
11/25/2021 14:49	0:02	SSA2	0.03504	0.11000	Oversupply
11/25/2021 14:49	0:02	SSA3	0.03036	0.36200	Oversupply
11/25/2021 14:51	0:02	SSA2	0.03504	0.37600	Oversupply
11/25/2021 14:51	0:02	SSA3	0.03036	1.12000	Oversupply
11/25/2021 14:53	0:02	SSA2	0.03475	0.29700	Oversupply
11/25/2021 14:53	0:02	SSA3	0.03061	0.82500	Oversupply
11/25/2021 23:48	0:03	KWP11	0.01749	18.34441	Oversupply



Maui Curtailment Report

November 2021

Start Date and Time	Duration (minutes)	IPP Curtailed	Estimated Curtailed MWH	Peak MW Curtailed	Reasons for Curtailment
11/25/2021 23:57	0:08	KWPII	0.23795	19.19667	Oversupply
11/26/2021 0:07	0:01	KWPII	0.00097	17.18778	Oversupply
11/26/2021 0:39	0:15	KWPII	0.59775	18.85836	Oversupply
11/26/2021 3:34	0:02	KWPII	0.01620	16.82154	Oversupply
11/26/2021 3:40	0:38	KWPII	0.99958	17.14487	Oversupply
11/26/2021 4:33	0:01	KWPII	0.00157	16.08105	Oversupply
11/26/2021 4:36	0:01	KWPII	0.01841	15.23778	Oversupply
11/26/2021 4:41	0:01	KWPII	0.00112	14.56416	Oversupply
11/26/2021 5:02	0:01	KWPII	0.00090	15.89044	Oversupply
11/26/2021 5:07	0:05	KWPII	0.07375	18.20570	Oversupply
11/26/2021 9:07	0:02	SSA3	0.00569	1.61200	Oversupply
11/26/2021 9:08	0:02	SSA2	0.00231	0.14300	Oversupply
11/26/2021 9:09	0:02	SSA3	0.00565	1.46000	Oversupply
11/26/2021 9:13	0:02	SSA3	0.02277	1.65700	Oversupply
11/26/2021 9:14	0:02	SSA2	0.03031	1.61900	Oversupply
11/26/2021 9:17	0:02	SSA3	0.04755	1.69800	Oversupply
11/26/2021 9:18	0:01	BS250	Data is not available	Data is not available	Oversupply
11/26/2021 9:18	0:12	SSA2	0.26474	0.10200	Oversupply
11/26/2021 9:19	0:01	KWPII	0.00766	18.62584	Oversupply
11/26/2021 9:19	0:10	SSA3	0.23774	0.00100	Oversupply
11/26/2021 9:20	0:10	BS250	Data is not available	Data is not available	Oversupply
11/26/2021 9:21	0:09	KWPII	0.44426	18.10890	Oversupply
11/26/2021 9:30	0:02	SSA3	0.01576	0.12200	Oversupply
11/26/2021 9:30	0:02	SSA2	0.01910	0.12200	Oversupply
11/26/2021 9:32	0:02	SSA3	0.01576	0.61200	Oversupply
11/26/2021 9:32	0:02	SSA2	0.01894	0.86000	Oversupply
11/26/2021 9:38	0:02	SSA3	0.01589	1.60600	Oversupply
11/26/2021 9:38	0:02	SSA2	0.01894	0.06400	Oversupply
11/26/2021 9:40	0:02	SSA3	0.01576	1.52200	Oversupply
11/26/2021 9:40	0:02	SSA2	0.01910	0.24300	Oversupply
11/26/2021 9:42	0:02	SSA3	0.01589	1.04100	Oversupply
11/26/2021 10:01	0:02	SSA2	0.04458	1.81100	Oversupply
11/26/2021 10:02	0:02	SSA3	0.04980	0.25700	Oversupply
11/26/2021 10:03	0:02	SSA2	0.04458	0.02700	Oversupply
11/26/2021 10:05	0:02	SSA2	0.04422	1.90800	Oversupply
11/26/2021 10:06	0:02	SSA3	0.04980	0.15200	Oversupply
11/26/2021 10:07	0:02	SSA2	0.04458	0.83200	Oversupply
11/26/2021 10:08	0:17	BS250	Data is not available	Data is not available	Oversupply
11/26/2021 10:08	0:18	SSA3	0.53133	0.02400	Oversupply
11/26/2021 10:09	0:12	SSA2	0.31362	0.00700	Oversupply
11/26/2021 10:11	0:14	KWPII	0.49247	17.45224	Oversupply
11/26/2021 10:21	0:02	SSA2	0.06002	-0.00100	Oversupply
11/26/2021 10:23	0:06	SSA2	0.17957	-0.00100	Oversupply
11/26/2021 10:26	0:02	SSA3	0.06419	0.30400	Oversupply
11/26/2021 10:27	0:07	BS250	Data is not available	Data is not available	Oversupply
11/26/2021 10:28	0:06	SSA3	0.22762	0.23300	Oversupply
11/26/2021 10:29	0:02	SSA2	0.06030	0.01300	Oversupply
11/26/2021 10:30	0:03	KWPII	0.13449	17.89533	Oversupply
11/26/2021 10:31	0:02	SSA2	0.06670	0.00700	Oversupply
11/26/2021 10:33	0:02	SSA2	0.06560	0.03000	Oversupply
11/26/2021 10:34	0:02	SSA3	0.08154	0.26400	Oversupply
11/26/2021 10:35	0:10	BS250	Data is not available	Data is not available	Oversupply
11/26/2021 10:35	0:02	SSA2	0.06615	0.13200	Oversupply
11/26/2021 10:36	0:09	KWPII	0.20712	16.81355	Oversupply
11/26/2021 10:36	0:10	SSA3	0.39782	0.01300	Oversupply
11/26/2021 10:37	0:10	SSA2	0.31754	0.00800	Oversupply
11/26/2021 10:46	0:02	SSA3	0.07679	0.12600	Oversupply
11/26/2021 10:47	0:02	SSA2	0.05520	0.12500	Oversupply
11/26/2021 10:48	0:02	SSA3	0.07616	0.40900	Oversupply
11/26/2021 10:49	0:02	SSA2	0.05475	0.66300	Oversupply
11/26/2021 10:50	0:05	BS250	Data is not available	Data is not available	Oversupply
11/26/2021 10:50	0:06	SSA3	0.22786	0.04300	Oversupply
11/26/2021 10:51	0:01	KWPII	0.00814	13.73586	Oversupply
11/26/2021 10:51	0:04	SSA2	0.11086	0.00700	Oversupply
11/26/2021 10:54	0:02	KWPII	0.03068	15.50823	Oversupply
11/26/2021 10:55	0:02	SSA2	0.05475	0.00100	Oversupply
11/26/2021 10:56	0:02	SSA3	0.07679	0.13700	Oversupply
11/26/2021 10:57	0:02	SSA2	0.05520	0.48900	Oversupply
11/26/2021 10:58	0:02	SSA3	0.05528	0.11700	Oversupply
11/26/2021 10:59	0:02	SSA2	0.02969	0.38600	Oversupply
11/26/2021 11:01	0:02	SSA2	0.01034	1.82800	Oversupply
11/26/2021 11:02	0:02	SSA3	0.01933	2.54200	Oversupply



Maui Curtailment Report

November 2021

Start Date and Time	Duration (minutes)	IPP Curtailed	Estimated Curtailed MWH	Peak MW Curtailed	Reasons for Curtailment
11/26/2021 11:03	0:02	SSA2	0.01043	1.83400	Oversupply
11/26/2021 11:04	0:02	SSA3	0.01918	1.33700	Oversupply
11/26/2021 11:05	0:02	SSA2	0.01043	0.99900	Oversupply
11/26/2021 11:06	0:02	SSA3	0.01949	2.58600	Oversupply
11/26/2021 11:08	0:02	SSA3	0.01933	1.82100	Oversupply
11/26/2021 11:16	0:02	SSA3	0.04268	2.28300	Oversupply
11/26/2021 11:20	0:02	SSA3	0.04303	0.15300	Oversupply
11/26/2021 11:21	0:02	SSA2	0.03599	0.03400	Oversupply
11/26/2021 11:22	0:02	SSA3	0.04268	0.83700	Oversupply
11/26/2021 11:23	0:03	BS250	Data is not available	Data is not available	Oversupply
11/26/2021 11:23	0:04	SSA2	0.07169	0.34300	Oversupply
11/26/2021 11:24	0:03	KWPPI	0.09554	14.80367	Oversupply
11/26/2021 11:24	0:02	SSA3	0.04268	0.00400	Oversupply
11/26/2021 11:27	0:02	SSA3	0.04268	0.12500	Oversupply
11/26/2021 11:27	0:02	SSA2	0.03599	0.13100	Oversupply
11/26/2021 11:29	0:02	SSA3	0.02335	0.12700	Oversupply
11/26/2021 11:29	0:02	SSA2	0.01843	0.12500	Oversupply
11/26/2021 11:31	0:02	SSA3	0.01964	1.05300	Oversupply
11/26/2021 11:31	0:02	SSA2	0.01767	0.81200	Oversupply
11/26/2021 11:33	0:02	SSA3	0.01948	1.62300	Oversupply
11/26/2021 11:33	0:02	SSA2	0.01782	1.06300	Oversupply
11/26/2021 11:35	0:02	SSA3	0.01948	1.47200	Oversupply
11/26/2021 11:37	0:02	SSA3	0.01948	2.28800	Oversupply
11/26/2021 11:39	0:02	SSA3	0.01931	2.32300	Oversupply
11/26/2021 11:41	0:02	SSA3	0.01964	2.42100	Oversupply
11/26/2021 11:47	0:02	SSA3	0.04313	2.25100	Oversupply
11/26/2021 11:47	0:02	SSA2	0.03931	2.39000	Oversupply
11/26/2021 11:49	0:02	SSA3	0.04278	0.63300	Oversupply
11/26/2021 11:49	0:02	SSA2	0.03964	0.33000	Oversupply
11/26/2021 11:51	0:02	SSA2	0.03964	1.23000	Oversupply
11/26/2021 11:53	0:02	SSA3	0.04349	2.22300	Oversupply
11/26/2021 11:53	0:02	SSA2	0.03964	0.31800	Oversupply
11/26/2021 11:55	0:02	SSA3	0.04313	0.07600	Oversupply
11/26/2021 11:55	0:02	SSA2	0.03931	0.26700	Oversupply
11/26/2021 11:57	0:03	BS250	Data is not available	Data is not available	Oversupply
11/26/2021 11:57	0:02	SSA3	0.04313	1.64000	Oversupply
11/26/2021 11:57	0:04	SSA2	0.07209	0.15500	Oversupply
11/26/2021 11:59	0:02	KWPPI	0.01556	13.25484	Oversupply
11/26/2021 11:59	0:02	SSA3	0.03602	-0.00400	Oversupply
11/26/2021 12:01	0:02	SSA3	0.02209	-0.00400	Oversupply
11/26/2021 12:01	0:02	SSA2	0.03488	0.10000	Oversupply
11/26/2021 12:21	0:02	SSA3	0.00612	2.70500	Oversupply
11/26/2021 12:21	0:02	SSA2	0.00703	2.37700	Oversupply
11/26/2021 12:23	0:02	SSA3	0.00612	0.91100	Oversupply
11/26/2021 12:23	0:02	SSA2	0.00698	0.89500	Oversupply
11/26/2021 12:31	0:02	SSA2	0.01210	2.12100	Oversupply
11/26/2021 12:33	0:02	SSA3	0.00981	0.10800	Oversupply
11/26/2021 12:35	0:02	SSA3	0.00989	2.31300	Oversupply
11/26/2021 12:35	0:02	SSA2	0.01210	2.42100	Oversupply
11/26/2021 12:39	0:02	SSA3	0.00989	1.73600	Oversupply
11/26/2021 12:40	0:02	SSA2	0.01210	2.67900	Oversupply
11/26/2021 12:46	0:02	SSA2	0.02131	0.09200	Oversupply
11/26/2021 12:51	0:02	SSA3	0.01115	2.07100	Oversupply
11/26/2021 12:57	0:02	SSA3	0.01106	2.47900	Oversupply
11/26/2021 12:58	0:02	SSA2	0.02065	1.97700	Oversupply
11/26/2021 13:01	0:02	SSA3	0.01558	2.13800	Oversupply
11/26/2021 13:02	0:02	SSA2	0.01833	2.31000	Oversupply
11/26/2021 13:03	0:02	SSA3	0.01558	0.25400	Oversupply
11/26/2021 13:04	0:02	SSA2	0.01849	1.92700	Oversupply
11/26/2021 13:05	0:02	SSA3	0.01558	0.18600	Oversupply
11/26/2021 13:06	0:02	SSA2	0.01849	2.10400	Oversupply
11/26/2021 13:24	0:02	SSA2	0.00137	2.81100	Oversupply
11/26/2021 13:26	0:02	SSA3	-0.00038	2.86300	Oversupply
11/26/2021 18:42	0:01	KWPPI	0.00148	0.08882	Oversupply
11/28/2021 1:20	0:31	KWPPI	1.32612	20.53393	Oversupply
11/28/2021 1:52	0:01	KWPPI	0.01043	18.45219	Oversupply
11/28/2021 2:05	0:02	KWPPI	0.00830	18.28853	Oversupply
11/28/2021 2:14	0:36	KWPPI	3.23012	19.17771	Oversupply
11/28/2021 2:51	0:03	KWPPI	0.03209	17.17182	Oversupply
11/28/2021 9:15	0:02	SSA2	0.02241	1.14500	Oversupply
11/28/2021 9:16	0:02	SSA3	0.02468	1.38000	Oversupply
11/28/2021 9:17	0:02	SSA2	0.02241	0.75800	Oversupply



Maui Curtailment Report

November 2021

Start Date and Time	Duration (minutes)	IPP Curtailed	Estimated Curtailed MWH	Peak MW Curtailed	Reasons for Curtailment
11/28/2021 9:18	0:02	SSA3	0.02468	1.67000	Oversupply
11/28/2021 9:20	0:02	SSA2	0.02222	0.13300	Oversupply
11/28/2021 9:20	0:02	SSA3	0.02488	0.98500	Oversupply
11/28/2021 9:22	0:02	SSA2	0.02241	0.18800	Oversupply
11/28/2021 9:22	0:02	SSA3	0.02468	0.51700	Oversupply
11/28/2021 9:24	0:02	SSA3	0.02468	1.05300	Oversupply
11/28/2021 9:26	0:02	SSA2	0.02222	0.40300	Oversupply
11/28/2021 9:26	0:02	SSA3	0.02488	0.77700	Oversupply
11/28/2021 9:34	0:02	SSA2	0.02963	0.57500	Oversupply
11/28/2021 9:34	0:02	SSA3	0.03481	0.77300	Oversupply
11/28/2021 9:36	0:02	SSA2	0.02988	0.30700	Oversupply
11/28/2021 9:36	0:02	SSA3	0.03452	0.98900	Oversupply
11/28/2021 9:38	0:02	SSA2	0.02988	0.09700	Oversupply
11/28/2021 9:38	0:02	SSA3	0.03452	0.10900	Oversupply
11/28/2021 9:40	0:02	SSA2	0.02963	1.07300	Oversupply
11/28/2021 9:40	0:02	SSA3	0.03452	0.85200	Oversupply
11/28/2021 9:42	0:02	SSA2	0.02988	0.58100	Oversupply
11/28/2021 9:42	0:02	SSA3	0.03423	1.41900	Oversupply
11/28/2021 9:44	0:02	SSA2	0.04399	0.84400	Oversupply
11/28/2021 9:44	0:02	SSA3	0.05561	0.79500	Oversupply
11/28/2021 9:46	0:06	BS250	Data is not available	Data is not available	Oversupply
11/28/2021 9:46	0:02	SSA2	0.05945	0.93500	Oversupply
11/28/2021 9:46	0:02	SSA3	0.06720	0.10200	Oversupply
11/28/2021 9:48	0:04	KWPPI	0.06632	20.81136	Oversupply
11/28/2021 9:48	3:55	SSA2	8.94630	0.00100	Oversupply
11/28/2021 9:48	0:04	SSA3	0.13439	0.00700	Oversupply
11/28/2021 9:52	0:02	SSA3	0.06664	0.16000	Oversupply
11/28/2021 9:53	3:50	BS250	Data is not available	Data is not available	Oversupply
11/28/2021 9:54	3:49	KWPPI	32.77574	21.04288	Oversupply
11/28/2021 9:54	3:50	SSA3	9.55665	0.00200	Oversupply
11/28/2021 12:31	0:01	AWE	0.00333	0.20000	Oversupply
11/28/2021 13:43	0:02	SSA2	0.06879	0.50700	Oversupply
11/28/2021 13:44	0:02	SSA3	0.05789	0.93600	Oversupply
11/28/2021 13:45	0:06	SSA2	0.11171	0.51100	Oversupply
11/28/2021 13:46	0:03	BS250	Data is not available	Data is not available	Oversupply
11/28/2021 13:46	0:04	KWPPI	0.02511	20.96205	Oversupply
11/28/2021 13:46	0:06	SSA3	0.12600	0.00000	Oversupply
11/28/2021 13:51	0:01	BS250	Data is not available	Data is not available	Oversupply
11/28/2021 13:51	0:01	KWPPI	0.00641	21.00995	Oversupply
11/28/2021 13:51	0:02	SSA2	0.03734	0.06000	Oversupply
11/28/2021 13:52	0:02	SSA3	0.04200	0.17900	Oversupply
11/28/2021 15:21	0:02	SSA3	0.00573	1.65600	Oversupply
11/28/2021 15:23	0:02	SSA3	0.00583	0.07100	Oversupply
11/28/2021 15:24	0:02	SSA2	0.00134	0.79200	Oversupply
11/28/2021 23:01	0:30	KWPPI	1.47852	21.02293	Oversupply
11/29/2021 0:06	0:01	KWPPI	0.00375	20.87024	Oversupply
11/29/2021 0:08	0:02	KWPPI	0.00759	20.87922	Oversupply
11/29/2021 0:16	4:52	KWPPI	29.68357	20.91714	Oversupply
11/29/2021 5:09	0:18	KWPPI	0.37580	20.91415	Oversupply
11/29/2021 9:11	0:02	SSA2	0.00542	0.50400	Oversupply
11/29/2021 9:12	0:02	SSA3	0.01255	0.01500	Oversupply
11/29/2021 9:13	0:27	BS250	Data is not available	Data is not available	Oversupply
11/29/2021 9:13	0:28	SSA2	0.28791	0.02200	Oversupply
11/29/2021 9:14	0:26	KWPPI	2.15991	20.98001	Oversupply
11/29/2021 9:14	0:26	SSA3	0.72782	0.00700	Oversupply
11/29/2021 9:40	0:02	SSA3	0.04534	0.49700	Oversupply
11/29/2021 9:48	0:02	SSA3	0.03596	0.86300	Oversupply
11/29/2021 9:49	6:13	BS250	Data is not available	Data is not available	Oversupply
11/29/2021 9:49	6:17	SSA2	14.35624	0.88200	Oversupply
11/29/2021 9:50	6:13	KWPPI	94.95323	20.93211	Oversupply
11/29/2021 9:50	6:13	SSA3	13.80859	0.01100	Oversupply
11/29/2021 10:58	4:05	AWE	24.62708	21.00000	Oversupply
11/29/2021 15:04	0:01	AWE	0.00257	21.00000	Oversupply
11/29/2021 16:04	0:02	SSA3	0.01869	0.03000	Oversupply
11/29/2021 16:06	0:02	SSA2	0.02951	0.39800	Oversupply
11/29/2021 16:06	0:02	SSA3	0.01854	0.32600	Oversupply
11/29/2021 16:08	0:02	SSA2	0.02951	1.01500	Oversupply
11/29/2021 21:01	0:01	KWPPI	0.01043	20.85128	Oversupply
11/29/2021 21:10	0:02	KWPPI	0.00841	20.84130	Oversupply
11/29/2021 21:24	0:01	KWPPI	0.00143	20.84130	Oversupply
11/29/2021 21:26	8:15	KWPPI	115.60628	20.90317	Oversupply
11/30/2021 0:59	0:03	AWE	0.03056	19.40000	Oversupply



Maui Curtailment Report

November 2021

Start Date and Time	Duration (minutes)	IPP Curtailed	Estimated Curtailed MWH	Peak MW Curtailed	Reasons for Curtailment
11/30/2021 1:04	0:01	AWE	0.00620	18.20000	Oversupply
11/30/2021 1:12	3:16	AWE	14.03407	21.00000	Oversupply
11/30/2021 5:42	0:01	KWPPII	0.00105	16.97921	Oversupply
11/30/2021 6:56	0:11	BS250	Data is not available	Data is not available	Oversupply
11/30/2021 6:57	0:04	KWPPII	0.23232	17.53906	Oversupply
11/30/2021 7:02	0:05	KWPPII	0.20750	18.91026	Oversupply
11/30/2021 7:08	0:17	BS250	Data is not available	Data is not available	Oversupply
11/30/2021 7:08	0:18	SSA3	0.01097	0.02200	Oversupply
11/30/2021 7:09	0:16	KWPPII	0.76199	18.23165	Oversupply
11/30/2021 7:10	0:16	SSA2	0.00933	0.02500	Oversupply
11/30/2021 7:27	0:03	BS250	Data is not available	Data is not available	Oversupply
11/30/2021 7:28	0:03	KWPPII	0.04012	14.37854	Oversupply
11/30/2021 7:28	0:22	SSA2	0.04317	0.08300	Oversupply
11/30/2021 7:28	0:02	SSA3	0.00199	0.00300	Oversupply
11/30/2021 7:31	0:19	BS250	Data is not available	Data is not available	Oversupply
11/30/2021 7:32	0:02	SSA3	0.01224	0.08100	Oversupply
11/30/2021 7:34	0:16	KWPPII	2.09952	17.75263	Oversupply
11/30/2021 7:34	0:16	SSA3	0.08466	0.00800	Oversupply
11/30/2021 7:50	0:02	SSA2	0.00151	0.00200	Oversupply
11/30/2021 7:53	0:02	SSA3	0.00807	0.17900	Oversupply
11/30/2021 7:54	0:02	SSA2	0.00151	0.00300	Oversupply
11/30/2021 8:13	0:16	BS250	Data is not available	Data is not available	Oversupply
11/30/2021 8:13	0:03	KWPPII	0.02427	17.37640	Oversupply
11/30/2021 8:13	0:04	SSA3	0.03872	0.87000	Oversupply
11/30/2021 8:14	0:16	SSA2	0.17978	0.00600	Oversupply
11/30/2021 8:17	0:02	SSA3	0.02935	0.00400	Oversupply
11/30/2021 8:18	0:10	KWPPII	0.64889	18.98909	Oversupply
11/30/2021 8:19	0:10	SSA3	0.14771	0.00400	Oversupply
11/30/2021 8:29	0:02	SSA3	0.01945	0.42000	Oversupply
11/30/2021 8:30	0:02	SSA2	0.01561	0.16300	Oversupply
11/30/2021 8:37	0:02	SSA3	0.01066	0.41400	Oversupply
11/30/2021 8:38	0:02	SSA2	0.01561	0.18600	Oversupply
11/30/2021 8:39	0:02	SSA3	0.01057	0.48300	Oversupply
11/30/2021 8:42	0:02	SSA2	0.01561	0.54700	Oversupply
11/30/2021 8:43	0:01	BS250	Data is not available	Data is not available	Oversupply
11/30/2021 8:43	0:01	KWPPII	0.00655	13.54225	Oversupply
11/30/2021 8:43	0:02	SSA3	0.00809	0.10000	Oversupply
11/30/2021 8:44	0:02	SSA2	-0.00296	0.49000	Oversupply
11/30/2021 8:45	0:02	SSA3	0.00241	0.65500	Oversupply
11/30/2021 9:15	0:02	SSA3	0.04766	1.26100	Oversupply
11/30/2021 9:17	0:02	SSA2	0.04184	0.92000	Oversupply
11/30/2021 9:17	0:02	SSA3	0.04726	0.51600	Oversupply
11/30/2021 9:18	0:09	BS250	Data is not available	Data is not available	Oversupply
11/30/2021 9:18	0:08	KWPPII	0.19705	13.60912	Oversupply
11/30/2021 9:19	0:08	SSA2	0.16909	0.02200	Oversupply
11/30/2021 9:19	0:06	SSA3	0.14179	0.00300	Oversupply
11/30/2021 9:25	0:02	SSA3	0.04687	-0.00100	Oversupply
11/30/2021 9:27	0:01	KWPPII	0.00216	7.82497	Oversupply
11/30/2021 9:27	0:02	SSA2	0.04219	0.01000	Oversupply
11/30/2021 9:27	0:02	SSA3	0.04766	0.05900	Oversupply
11/30/2021 9:29	0:02	SSA2	0.03052	0.13600	Oversupply
11/30/2021 9:29	0:02	SSA3	0.02446	0.11400	Oversupply
11/30/2021 9:33	0:02	SSA2	0.02905	1.48400	Oversupply
11/30/2021 9:33	0:02	SSA3	0.03432	1.97900	Oversupply
11/30/2021 9:39	0:02	SSA2	0.02929	1.68600	Oversupply
11/30/2021 9:39	0:02	SSA3	0.03432	0.45500	Oversupply
11/30/2021 9:40	0:02	BS250	Data is not available	Data is not available	Oversupply
11/30/2021 9:41	0:02	KWPPII	0.01058	14.42445	Oversupply
11/30/2021 9:41	0:02	SSA2	0.02929	0.00300	Oversupply
11/30/2021 9:42	0:02	SSA3	0.03404	0.00100	Oversupply
11/30/2021 13:40	0:02	SSA3	0.00818	1.53500	Oversupply
11/30/2021 13:41	0:02	SSA2	0.01042	1.40200	Oversupply
11/30/2021 13:42	0:02	SSA3	0.00825	0.43900	Oversupply
11/30/2021 13:43	0:53	BS250	Data is not available	Data is not available	Oversupply
11/30/2021 13:43	0:53	AWE	4.37064	21.00000	Oversupply
11/30/2021 13:43	0:54	SSA2	1.37616	0.03300	Oversupply
11/30/2021 13:44	0:52	SSA3	1.68604	0.01500	Oversupply
11/30/2021 14:05	0:02	KWPPII	0.00316	0.14670	Oversupply
11/30/2021 14:13	0:03	KWPPII	0.00906	0.37623	Oversupply
11/30/2021 14:17	0:04	KWPPII	0.00344	0.08582	Oversupply
11/30/2021 14:36	0:02	SSA3	0.02892	1.02100	Oversupply
11/30/2021 14:46	0:02	SSA3	0.05152	1.78500	Oversupply



Maui Curtailment Report

November 2021

Start Date and Time	Duration (minutes)	IPP Curtailed	Estimated Curtailed MWH	Peak MW Curtailed	Reasons for Curtailment
11/30/2021 14:47	0:08	SSA2	0.18122	0.07000	Oversupply
11/30/2021 14:48	0:06	BS250	Data is not available	Data is not available	Oversupply
11/30/2021 14:48	0:06	KWP11	0.00979	0.23252	Oversupply
11/30/2021 14:48	0:06	SSA3	0.15457	0.00100	Oversupply
11/30/2021 14:49	0:05	AWE	0.06412	21.00000	Oversupply
11/30/2021 14:54	0:02	SSA3	0.05195	0.65700	Oversupply
11/30/2021 14:55	0:02	SSA2	0.04493	0.41400	Oversupply
11/30/2021 14:56	0:02	SSA3	0.05152	0.35000	Oversupply
11/30/2021 14:57	0:02	SSA2	0.04531	0.49500	Oversupply
11/30/2021 14:58	0:02	SSA3	0.04118	1.34100	Oversupply
11/30/2021 14:59	0:02	SSA2	0.00575	0.62400	Oversupply
11/30/2021 15:00	0:02	SSA3	0.00699	0.82300	Oversupply
11/30/2021 15:01	0:02	SSA2	-0.00255	0.77400	Oversupply
11/30/2021 15:02	0:02	SSA3	0.00705	2.12700	Oversupply
11/30/2021 15:03	0:02	SSA2	-0.00257	1.34500	Oversupply
Total Estimated Curtailed MWh			1,698.095		

Notes:

- Curtailment for Kaheawa Wind Power ("KWP"), AAAAA Rent-A-Space Maui LTD ("5A"), Maui Solar, LLC (MS) fka Strategic Alliance Group ("SAG") fka Bioreal Solar, LLC ("BS"), Auwahi Wind Energy ("AWE"), Kaheawa Wind Power II ("KWPII") Bioreal Solar 250, LLC ("BS250"), Extra Spaces A ("ESA"), Extra Spaces B ("ESB"), SSA Solar of Hawaii 3 ("SSA3") fka South Maui Renewable Resources ("SMRR"), SSA Solar of HI 2 ("SSA2") fka Ku'ia Solar ("KS"), and Maui 17-2 ("17-2") may now be controlled by Maui Electric's Automatic Generation Control System ("AGC") or a Maui Electric operator-entered curtailment limit. The AGC curtailment control automatically calculates the amount of Maximum Allowable Variable Generation ("MAVG") that Maui Electric can accept into the Maui system, based on the system current available variable generation ("CAVG"), regulating reserve down requirement ("RRDR"), and available regulating reserve down ("ARRD"). Thus, the AGC MAVG - calculated is equal to CAVG less (RRDR less ARRD). Additionally, the AGC curtailment control allows the Maui Electric operator to enter an AGC MAVG value. The AGC curtailment control will employ the lesser of the AGC MAVG - calculated and AGC MAVG entered values in the control logic.
- Curtailment signals sent to 5A, MS (fka SAG fka BS), BS250, ESA, ESB, SSA3 (fka SMRR), SSA2 (fka KS) and 17-2 during nighttime hours only are not recorded as curtailment events because no energy generation is possible during that time.
- The curtailment reasons have been modified to oversupply, system constraints, and facility requested, to provide continuity with HPUC Docket No. 2013-0141 Decoupling for HECO companies metrics.
- Facility Requested curtailment includes but is not limited to conditions that are attributed to IPPs such as communication problems and curtailment control testing.
- The data to calculate the Estimated Curtailed MWH and Peak MW Curtailed is not provided by 5A, MS, BS 250, ESA, and ESB.
- The Estimated Curtailed MWH and Peak MW Curtailed are calculated with information estimated or provided by AWE, KWP, KWPII, SSA 2 (fka KS), SSA 3 (fka SMRR) and 17-2. Maui Electric does not make any representation as to its accuracy.
- ESA, and ESB facilities were offline for the month of November because of Seller equipment problems.



Lanai Curtailment Report

November 2021

Start Date and Time	Duration (h:mm)	IPP Curtailed	Estimated MWh Curtailed	Peak MW Curtailed	Reasons for Curtailment
11/2/2021 16:01	1:51	LSR	Data is not available	Data is not available	Oversupply
11/3/2021 7:22	1:34	LSR	Data is not available	Data is not available	Oversupply
11/3/2021 9:04	0:07	LSR	Data is not available	Data is not available	Oversupply
Notes:					
On June 27, 2012, Maui Electric notified Lanai Sustainability Research (LSR) that although LSR has not operated in compliance with the revised ramp rate of 360 kW/minute, Maui Electric would conditionally allow LSR to operate at the allowed capacity of 1.2 MW while the Maui Electric-Lanai Diesel Operator was in the control room.					
LSR possible output data is not available. Therefore, Maui Electric assumes LSR is curtailed if the LSR curtailment set point is less than 1,200 kW and LSR's output is within 70 kW of the curtailment set point.					
The curtailment reasons have been modified to oversupply, system constraints, and facility requested, to provide continuity with HPUC Docket No. 2013-0141 Decoupling for HECO companies' metrics.					
Facility Requested curtailment includes but is not limited to conditions that are attributed to IPPs such as communication problems and curtailment control testing.					

SERVICE LIST
(Docket No. 2011-0206)

DEAN NISHINA
EXECUTIVE DIRECTOR
DEPARTMENT OF COMMERCE AND CONSUMER AFFAIRS
DIVISION OF CONSUMER ADVOCACY
P.O. Box 541
Honolulu, HI 96809

1 Copy
Electronically Transmitted

GREGG J. KINKLEY, ESQ.
DEPARTMENT OF THE ATTORNEY GENERAL
425 Queen Street
Honolulu, Hawaii 96813
Counsel for DBEDT

1 Copy
Electronically Transmitted

DANIEL W.S. LAWRENCE, ESQ.
DEPARTMENT OF THE CORPORATION COUNSEL
CITY AND COUNTY OF HONOLULU
530 S. King Street, Room 110
Honolulu, HI 96813
Counsel for the CITY AND COUNTY OF HONOLULU

1 Copy
Electronically Transmitted

JOSEPH K. KAMELAMELA
ANGELIC M. HO
DEPARTMENT OF THE CORPORATION COUNSEL
COUNTY OF HAWAII
101 Aupuni Street, Suite 325
Hilo, HI 96720
Counsel for the COUNTY OF HAWAII

1 Copy
Electronically Transmitted

HENRY Q CURTIS
VICE PRESIDENT FOR CONSUMER ISSUES
LIFE OF THE LAND
P.O. Box 37158
Honolulu, HI 96837-0158

1 Copy
Electronically Transmitted

MELISSA MIYASHIRO (9360)
CHIEF OF STAFF
BLUE PLANET FOUNDATION
55 Merchant Street, 17th Floor
Honolulu, HI 96813

1 Copy
Electronically Transmitted

SERVICE LIST
(Docket No. 2011-0206)

ISAAC MORIWAKE, ESQ.
DAVID HENKIN, ESQ.
EARTHJUSTICE
850 Richards Street, Suite 400
Honolulu, HI 96813-4501
Counsel for HAWAII SOLAR ENERGY ASSOCIATION

1 Copy
Electronically Transmitted

RICK REED
DIRECTOR
HAWAII SOLAR ENERGY ASSOCIATION
761 Ahua Street
Honolulu, HI 96819

1 Copy
Electronically Transmitted

KENT D. MORIHARA, ESQ.
KRIS N. NAKAGAWA, ESQ.
LAUREN M. IMADA-LEE, ESQ.
TANYA M. FERNANDES, ESQ.
MoriHara Lau & Fong LLP
841 Bishop Street, Suite 400
Honolulu, Hawaii 96813
Counsel for KAUAI ISLAND UTILITY COOPERATIVE

1 Copy
Electronically Transmitted

ERIK W. KVAM
CHIEF EXECUTIVE OFFICER
ZERO EMISSIONS LEASING LLC
4188-4 Keanu Street
Honolulu, HI 96816

1 Copy
Electronically Transmitted

SANDRA-ANN Y.H. WONG, ESQ.
ATTORNEY AT LAW, A LAW CORPORATION
1050 Bishop Street, #514
Honolulu, HI 96813
Counsel for TAWHIRI POWER LLC

1 Copy
Electronically Transmitted

RILEY SAITO
73-1294 Awakea Street
Kailua-Kona, HI 96740
For SOLAR ENERGY INDUSTRIES ASSOCIATION

1 Copy
Electronically Transmitted

DEAN T. YAMAMOTO, ESQ.
YAMAMOTO & SETTLE
1100 Alakea Street, Suite 3100
Honolulu, HI 96813
Counsel for CASTLE & COOKE HOMES HAWAII, INC.,
CASTLE & COOKE RESORTS, LLC and
LANAI SUSTAINABILITY RESEARCH, LLC

1 Copy
Electronically Transmitted

SERVICE LIST
(Docket No. 2011-0206)

MICHAEL J. HOPPER, ESQ. DEPUTY CORPORATION COUNSEL DEPARTMENT OF THE CORPORATION COUNSEL COUNTY OF MAUI 200 S. High Street Wailuku, HI 96793 Counsel for the COUNTY OF MAUI	1 Copy Electronically Transmitted
CURTIS SEYMOUR SENIOR MANAGER, GOVERNMENT AFFAIRS SUN EDISON LLC 600 Clipper Drive Belmont, CA 94002	1 Copy Electronically Transmitted
MONA W. CLARK, ESQ. OFFICE OF THE COUNTY ATTORNEY COUNTY OF KAUAI 4444 Rice Street, Suite 200 Lihue, HI 96766-1300	1 Copy Electronically Transmitted
BRADLEY ALBERT PRESIDENT HAWAII PV COALITION P.O. Box 81501 Haiku, HI 96708	1 Copy Electronically Transmitted
HILTON H. UNEMORI ECM, INC. 130 N. Market Street Wailuku, HI 96793-1716 For SOUTH MAUI RENEWABLE RESOURCES, LLC	1 Copy Electronically Transmitted
SKY STANFIELD SHUTE, MIHALY & WEINBERGER LLP 396 Hayes Street San Francisco, CA 94102 For the INTERSTATE RENEWABLE ENERGY COUNCIL	1 Copy Electronically Transmitted
PETE COOPER SOLARCITY CORPORATION REGIONAL DIRECTOR, HAWAII 599 Kahelu Street Mililani, HI 96789	1 Copy Electronically Transmitted

SERVICE LIST
(Docket No. 2011-0206)

ALISON SILVERSTEIN
19213 Luedtke Lane
Pflugerville, TX 78660

1 Copy
Electronically Transmitted

BRENDAN KIRBY
12011 SW Pineapple Court
Palm City, FL 34990

1 Copy
Electronically Transmitted

Chun, Marisa

From: puc@hawaii.gov
Sent: Tuesday, December 28, 2021 8:20 AM
To: Chun, Marisa
Subject: Hawaii PUC eFiling Confirmation of Filing

[This email is coming from an EXTERNAL source. Please use caution when opening attachments or links in suspicious email.]

Your eFile document has been filed with the Hawaii Public Utilities commission on 2021 Dec 28 AM 08:18. The mere fact of filing shall not waive any failure to comply with Hawaii Administrative Rules Chapter 6-61, Rules of Practice and Procedure Before the Public Utilities Commission, or any other application requirements. Your confirmation number is MARI21081835418. If you have received this email in error please notify the Hawaii Public Utilities Commission by phone at 808 586-2020 or email at hawaii.puc@hawaii.gov.