



October 25, 2021

The Honorable Chair and Members
of the Hawai'i Public Utilities Commission
Kekuanao'a Building, First Floor
465 South King Street
Honolulu, Hawai'i 96813

Dear Commissioners:

Subject: Docket No. 2011-0206
Reliability Standards Working Group
Monthly Report

In accordance with Ordering Paragraph 3 of Order No. 30371, filed May 4, 2012 in the subject proceeding, enclosed as Exhibit A is Hawaiian Electric's¹ monthly report for September 2021 on: (1) system frequency control performance during month; (2) significant system events during month; and (3) curtailment of non-dispatchable renewable resources.

Any party to this proceeding may obtain an electronic copy of this report by emailing Marisa Chun at marisa.chun@hawaiianelectric.com.

Sincerely,

/s/ Kevin M. Katsura

Kevin M. Katsura
Director, Regulatory Non-Rate Proceedings

Enclosures

c: Service List

¹ Hawaiian Electric Company, Inc., Maui Electric Company, Limited, and Hawai'i Electric Light Company, Inc. are each doing business as "Hawaiian Electric" and have jointly registered "Hawaiian Electric" as a trade name with the State of Hawai'i Department of Commerce and Consumer Affairs, as evidenced by Certificate of Registration No. 4235929, dated December 20, 2019.

The Commission's Order No. 30371 (Docket No 2011-0206 – Relating To Various Matters in RSWG Process), filed May 4, 2012, ordered the following information for each island grid:

- (1) System frequency control performance during month:
 - a) Frequency duration plot based on the highest resolution SCADA data available for the month detailing how many seconds each power system operated at frequencies above 60 hertz and at frequencies below 60 Hz.
 - b) Tabulation of the number, magnitude and duration of frequency excursions (high and low) outside normal frequency control range (59.95 to 60.05 Hz).

The following provides information with respect to items 1a) through 1b) – (all statements are current as of the month ending September 30, 2021):

1a) Frequency duration plot based on the highest resolution SCADA data available for the month detailing how many seconds each power system operated at frequencies above 60 hertz and at frequencies below 60 Hz:

The frequency duration plots for Hawaiian Electric Company, Inc., Maui Electric Company, Limited (Maui Division) and Hawai'i Electric Light Company, Inc. based on two-second data are provided in Attachment 1, and the enclosed Excel files. Refer to the electronic files for the individual data points because the information is voluminous and does not translate well to a hard copy.

1b) Tabulation of the number, magnitude and duration of frequency excursions (high and low) outside normal frequency control range (59.95 to 60.05 Hz):

Tabulation of the number, magnitude and duration of frequency excursions outside of the frequency range of 59.95 Hz to 60.05 Hz for Hawaiian Electric Company, Inc., Maui Electric Company, Limited (Maui Division) and Hawai'i Electric Light Company, Inc are provided in Attachment 2, and the enclosed Excel files. Refer to the electronic files for the individual data points because the information is voluminous and does not translate well to a hard copy.

- (2) Significant system events during month:
 - a) Tabulation of contingency reserve activations including date and time, MW magnitude, duration, and triggering event.
 - b) Tabulation of under frequency load shed activations including date and time, triggering frequency, MW magnitude, duration, and triggering event.
 - c) Tabulation of demand response activations for system events, including date and time, MW magnitude, duration, and triggering event, (excluding demand response utilization for unit commitment deferral or system operations economics.)

The following provides information with respect to items 2a) through 2c) – (all statements are current as of the month ending September 30, 2021):

2a) Tabulation of contingency reserve activations including date and time, MW magnitude, duration, and triggering event:

Hawaiian Electric Company, Inc.'s contingency reserve activations are provided in Attachment 3. Maui Electric Company, Limited and Hawai'i Electric Light Company, Inc. do not operate with contingency reserve requirements.

2b) Tabulation of under frequency load shed activations including date and time, triggering frequency, MW magnitude, duration, and triggering event:

Hawaiian Electric Company, Inc.'s under frequency load shed activations are provided in Attachment 4. Hawai'i Electric Light Company, Inc. and Maui Electric Company, Limited did not have any under frequency load shed activations in the month of August.

2c) Tabulation of demand response activations for system events, including date and time, MW magnitude, duration, and triggering event, (excluding demand response utilization for unit commitment deferral or system operations economics.)

Hawaiian Electric Company, Inc.'s demand response activations for system events are provided in Attachment 5. Hawai'i Electric Light Company, Inc. currently does not have a demand response program. Maui Electric Company, Limited has implemented the Fast Demand Response pilot program on a limited basis. Hawai'i Electric Light Company, Inc. plans to use the findings of Maui Electric Company, Limited's pilot program to help in the evaluation and development of future demand response programs. Maui Electric Company, Limited executes a weekly testing protocol which measures customer participation. This program is not currently used in response to actual system events.

- (3) Curtailment of non-dispatchable renewable resources:
- (a) Tabulation of each curtailment event for each resource including the starting date and time, duration, megawatt hours curtailed, peak MW curtailed, and reason for curtailment.
 - (b) Total MWh of non-dispatchable renewable resources curtailed for the month.

The following provides information with respect to items 3a) through 3b) – (all statements are current as of the month ending September 30, 2021):

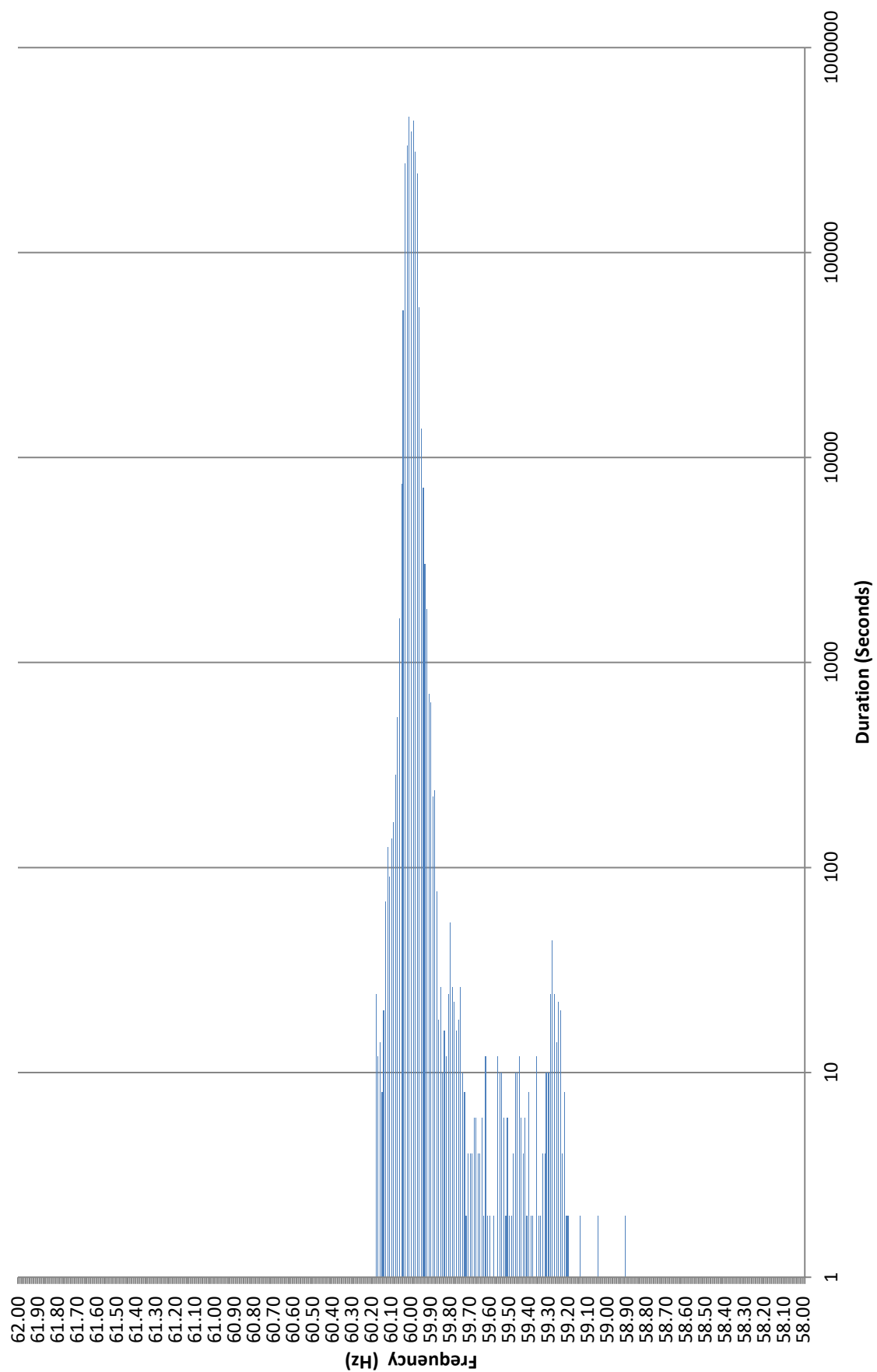
3a) Tabulation of each curtailment event for each resource including the starting date and time, duration, megawatt hours curtailed, peak MW curtailed, and reason for curtailment:

The tabulation of each curtailment event for each resource is provided in Attachment 6.

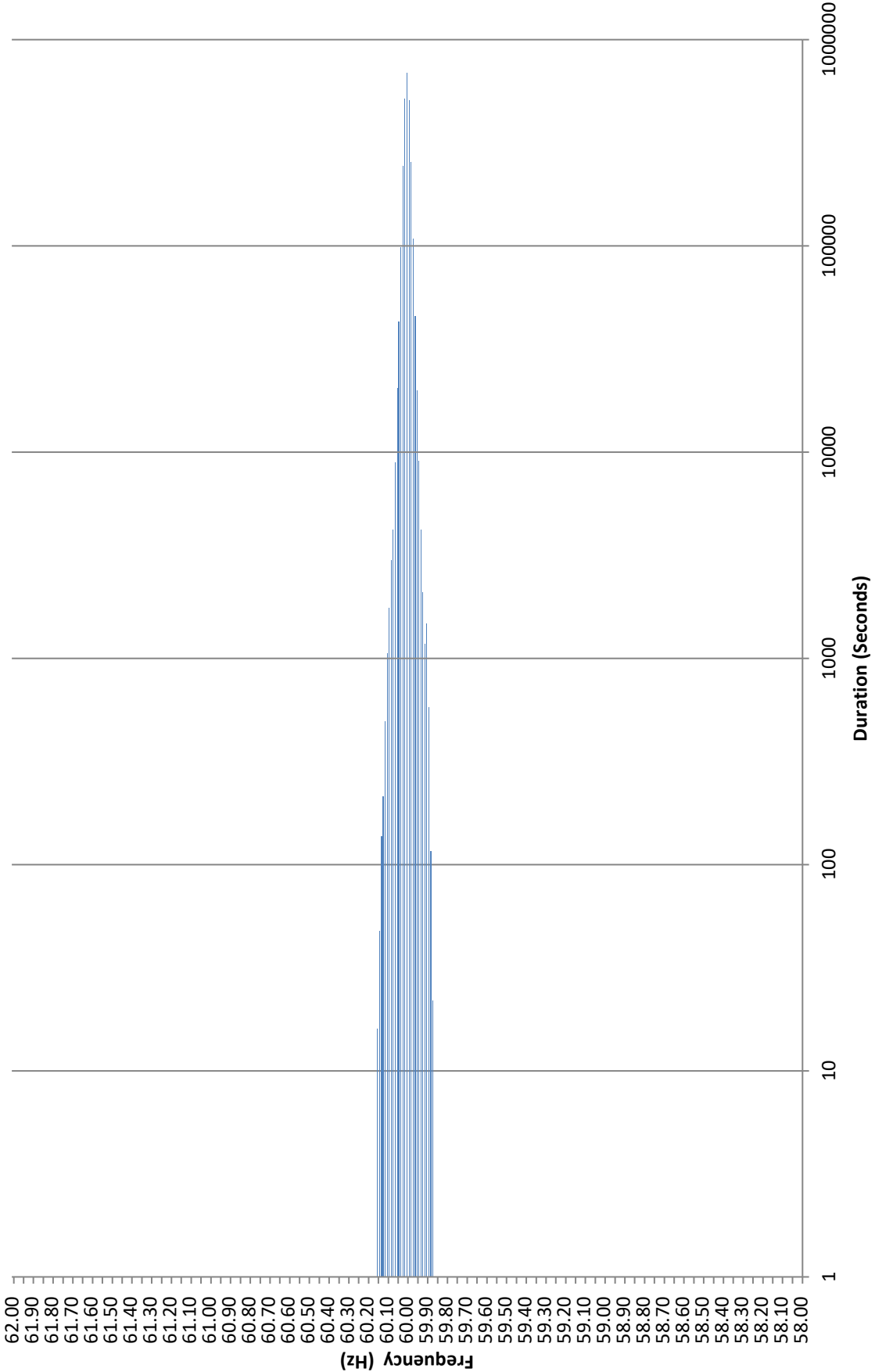
3b) Total MWh of non-dispatchable renewable resources curtailed for the month:

Curtailed MWh from non-dispatchable resources are difficult to determine due to the variability of the resource during curtailment periods. In some cases, the curtailed MWh estimates were provided by the IPPs under curtailment. The Company does not make any representations as to the accuracy of the curtailed MWh. The estimated MWh of non-dispatchable resources curtailed for the month are provided in Attachment 6, corresponding to each curtailment event.

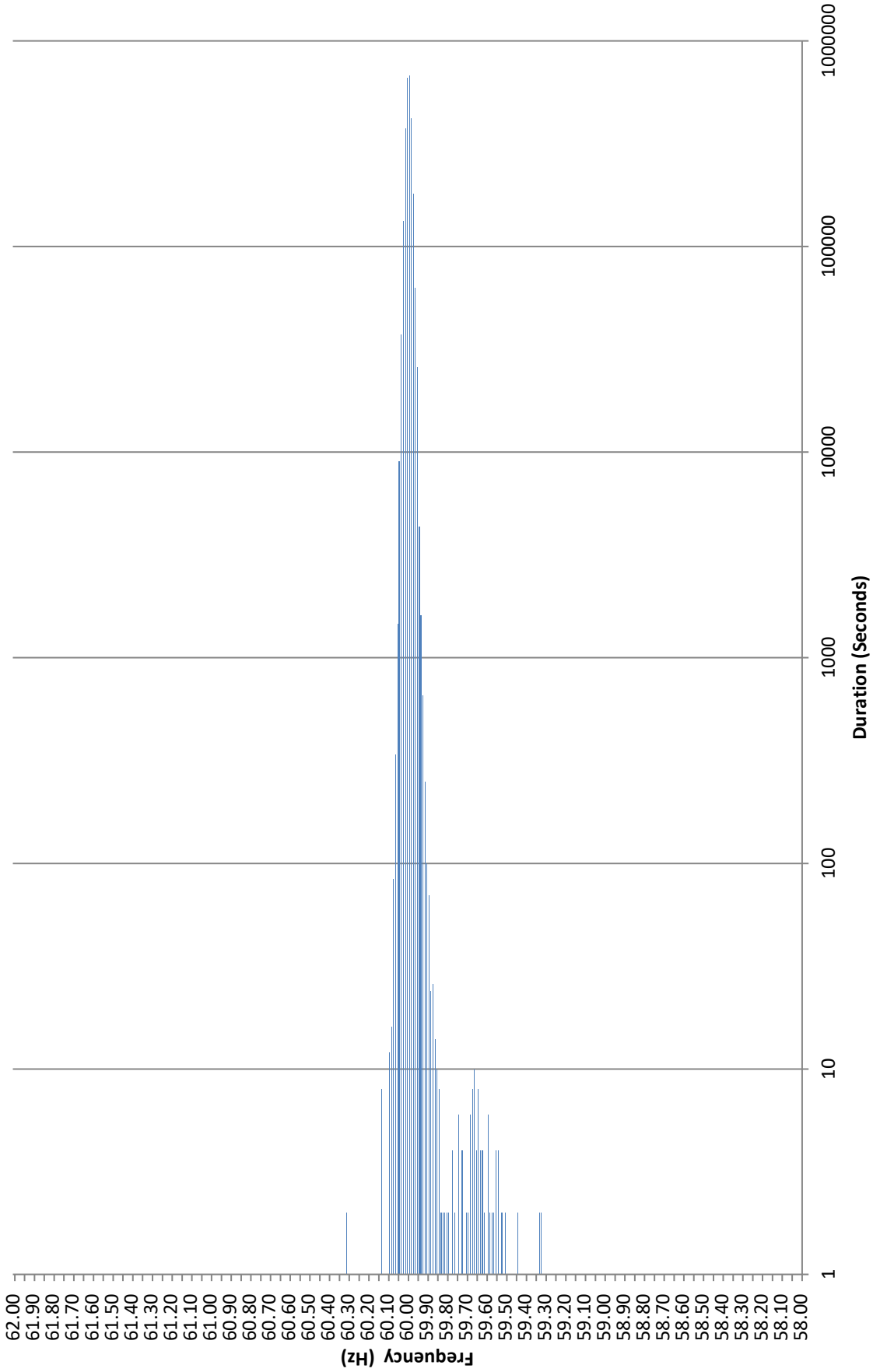
**Frequency Distribution Plot - Hawaiian Electric Company, Inc.
September 2021**



**Frequency Distribution Plot - Maui Electric Company, Limited
September 2021**



**Frequency Distribution Plot - Hawai'i Electric Light Company, Inc.
September 2021**



Hawaiian Electric Company, Inc. Frequency Excursion Statistics September 2021		
Data Rounded to the nearest	<59.95 Hz	>60.05 Hz
Number of Excursions	1346	533
Maximum Duration (sec)	612	436
Maximum Deviation (Hz)	58.908	60.183
Total Duration of Excursions (sec)	18902	4792

Maui Electric Company, Limited Frequency Excursion Statistics September 2021		
	<59.95 Hz	>60.05 Hz
Number of Excursions	4533	3196
Maximum Duration (sec)	508	1316
Maximum Deviation (Hz)	59.868	60.151
Total Duration of Excursions (sec)	26614	27704

Hawai'i Electric Light Company, Inc. Frequency Excursion Statistics September 2021		
	<59.95 Hz	>60.05 Hz
Number of Excursions	3691	210
Maximum Duration (sec)	96	38
Maximum Deviation (Hz)	59.325	60.306
Total Duration of Excursions (sec)	19802	856

HAWAIIAN ELECTRIC COMPANY, INC.
CONTINGENCY RESERVE ACTIVATION EVENTS
September 2021

Event #	Date & Time	Frequency (Hz)			Spinning Reserve Shortfall (MW)	Duration (HH:MM)	Description
		Prior to Event	Nadir	Trigger			
1	9/24/2021 11:33	60.04	59.62	NA	-123.00	0:59	KPLP ST tripped offline while generating ~43MW. CIP and Schofield called online for spinning reserves.
2	9/24/2021 11:34	59.95	58.90	NA	-123.00	0:58	KPLP CT1 tripped offline while generating ~74MW. CIP and Schofield called online for spinning reserves.
3	9/26/2021 16:50	60.04	59.66	NA	-82.00	2:00	KPLP ST tripped offline while generating ~42MW.

HAWAIIAN ELECTRIC COMPANY, INC.
UNDERFREQUENCY LOAD SHEDDING EVENTS
September 2021

Event #	Date & Time	Frequency (Hz)			Load Shed (MW)	Duration (HH:MM)	Description
		Prior to Event	Nadir	Trigger			
1	9/24/2021 11:34	59.95	58.90	58.90	NA	0:22	KPLP CT1 tripped offline while generating ~74MW. CIP and Schofield called online for spinning reserves. RDLC/CIDLC activated.

HAWAIIAN ELECTRIC COMPANY, INC.
DEMAND RESPONSE EVENTS
September 2021

Event #	Date & Time	Frequency (Hz)			Load Shed (MW)	Duration (HH:MM)	Description
		Prior to Event	Nadir	Trigger			
1	9/24/2021 11:33	60.04	59.62	59.70	NA	0:01	KPLP ST tripped offline while generating ~43MW. CIP and Schofield called online for spinning reserves. RDLC activated.
2	9/24/2021 11:34	59.95	58.90	59.70	NA	0:08	KPLP CT1 tripped offline while generating ~74MW. CIP and Schofield called online for spinning reserves. RDLC/CIDLC activated.
3	9/26/2021 16:50	60.04	59.66	59.70	NA	0:00	KPLP ST tripped offline while generating ~42MW. RDLC activated.

Hawaiian Electric Company, Inc. Curtailment Report September 2021

Start Date/Time	Curtailment Set Point	MW output prior to start of curtailment	End Date/Time	MW output after curtailment released	Estimated MWh of curtailed energy during event (1)	IPP/Facility	Reason for Curtailment
09/03/21 07:02	0.0	2.40	09/03/21 08:48	0	*	Waianae	System Constraints
09/03/21 07:24	0.0	0.40	09/03/21 07:44	0	*	Aloha1	System Constraints
09/03/21 10:30	0.0	13.90	09/03/21 11:56	0	*	Waianae	System Constraints
09/03/21 10:33	0.0	0.50	09/03/21 11:19	0	*	Aloha1	System Constraints
09/04/21 12:56	0.0	18.00	09/04/21 13:48	0	*	KSMauka	Oversupply
09/04/21 12:56	0.0	12.70	09/04/21 13:47	0	*	KSMakai	Oversupply
09/04/21 13:01	0.0	2.40	09/04/21 13:39	0	*	Aloha2	Oversupply
09/04/21 13:01	0.0	23.70	09/04/21 13:37	0	*	NPM	Oversupply
09/05/21 13:18	0.0	28.70	09/05/21 14:18	0	*	KSMauka	Oversupply
09/05/21 13:19	0.0	19.70	09/05/21 14:18	0	*	KSMakai	Oversupply
09/05/21 15:03	0.0	3.80	09/05/21 15:16	0	*	North	System Constraints
09/05/21 15:05	0.0	1.20	09/05/21 15:16	0	*	South	System Constraints
09/06/21 08:15	0.0	19.00	09/06/21 09:20	0	*	KSMauka	Oversupply
09/06/21 08:15	0.0	12.00	09/06/21 09:19	0	*	KSMakai	Oversupply
09/07/21 06:51	0.0	1.30	09/07/21 08:00	0	*	Waianae	System Constraints
09/07/21 06:54	0.0	0.10	09/07/21 07:14	0	*	Aloha1	System Constraints
09/07/21 16:46	0.0	8.50	09/07/21 18:28	0	*	Waianae	System Constraints
09/07/21 16:51	0.0	2.10	09/07/21 16:54	0	*	Aloha1	System Constraints
09/08/21 06:25	0.0	0.00	09/08/21 08:12	0	*	Waianae	System Constraints
09/08/21 06:26	0.0	0.00	09/08/21 06:58	0	*	Aloha1	System Constraints
09/08/21 16:52	0.0	5.90	09/08/21 17:32	0	*	Waianae	System Constraints
09/08/21 16:54	0.0	0.40	09/08/21 16:56	0	*	Aloha1	System Constraints
09/09/21 05:57	0.0	0.00	09/09/21 15:44	0	*	Waianae	System Constraints
09/09/21 06:01	0.0	0.00	09/09/21 06:12	0	*	Aloha1	System Constraints
09/09/21 06:23	0.0	0.00	09/09/21 06:32	0	*	North	System Constraints
09/09/21 06:23	0.0	0.00	09/09/21 06:32	0	*	South	System Constraints
09/09/21 15:00	0.0	0.70	09/09/21 15:42	0	*	Aloha1	System Constraints
09/09/21 15:48	0.0	3.30	09/09/21 15:54	0	*	North	System Constraints
09/09/21 15:50	0.0	1.10	09/09/21 15:54	0	*	South	System Constraints
09/10/21 12:11	0.0	27.00	09/10/21 12:33	0	*	Waianae	System Constraints
09/11/21 18:13	0.0	0.90	09/11/21 18:28	0	*	Waianae	System Constraints
09/11/21 18:15	0.0	0.00	09/11/21 18:28	0	*	Aloha1	System Constraints
09/11/21 18:52	0.0	0.00	09/11/21 20:06	0	*	KLS2	System Constraints
09/12/21 11:49	0.0	23.30	09/12/21 12:12	0	*	KSMauka	Oversupply
09/13/21 09:45	0.0	5.00	09/13/21 09:58	0	*	North	System Constraints
09/13/21 09:45	0.0	1.40	09/13/21 09:58	0	*	South	System Constraints
09/13/21 09:46	0.0	9.00	09/13/21 09:56	0	*	KWMauka	System Constraints
09/13/21 09:48	0.0	6.00	09/13/21 09:57	0	*	KSMauka	System Constraints
09/14/21 06:27	0.0	0.00	09/14/21 18:40	0	*	Waianae	System Constraints
09/14/21 06:28	0.0	0.00	09/14/21 06:41	0	*	Aloha1	System Constraints
09/14/21 08:56	0.0	12.00	09/14/21 09:24	0	4.98	WestL	System Constraints
09/14/21 08:56	0.0	1.00	09/14/21 09:21	0	*	KREP	System Constraints
09/14/21 08:58	0.0	4.00	09/14/21 09:20	0	*	KLS2	System Constraints
09/14/21 13:50	0.0	2.20	09/14/21 14:04	0	*	North	System Constraints
09/14/21 13:51	0.0	0.00	09/14/21 14:05	0	*	South	System Constraints
09/14/21 14:24	0.0	15.00	09/14/21 15:12	0	11.97	WestL	System Constraints
09/14/21 14:25	0.0	4.00	09/14/21 15:11	0	*	KREP	System Constraints
09/14/21 14:32	0.0	5.00	09/14/21 15:09	0	*	KLS2	System Constraints
09/14/21 17:33	0.0	1.00	09/14/21 18:38	0	*	Aloha1	System Constraints
09/15/21 06:27	0.0	0.00	09/15/21 06:51	0	0.00	WestL	System Constraints
09/15/21 06:28	0.0	0.00	09/15/21 06:49	0	*	KREP	System Constraints
09/15/21 06:30	0.0	0.00	09/15/21 06:46	0	*	KLS2	System Constraints
09/16/21 14:52	0.0	2.00	09/16/21 15:00	0	*	North	System Constraints
09/16/21 14:52	0.0	0.00	09/16/21 15:01	0	*	South	System Constraints
09/17/21 06:31	0.0	0.00	09/17/21 16:30	0	*	Aloha1	System Constraints
09/17/21 06:33	0.0	0.00	09/17/21 07:55	0	*	Waianae	System Constraints
09/17/21 06:35	0.0	0.00	09/17/21 16:28	0	*	KLS2	System Constraints
09/17/21 15:17	0.0	13.00	09/17/21 16:29	0	*	Waianae	System Constraints
09/18/21 11:46	0.0	16.70	09/18/21 14:27	0	*	KSMauka	Oversupply
09/18/21 11:46	0.0	8.70	09/18/21 14:14	0	*	KSMakai	Oversupply

Hawaiian Electric Company, Inc. Curtailment Report September 2021

Start Date/Time	Curtailment Set Point	MW output prior to start of curtailment	End Date/Time	MW output after curtailment released	Estimated MWh of curtailed energy during event (1)	IPP/Facility	Reason for Curtailment
09/18/21 11:49	0.0	4.00	09/18/21 13:45	0	*	Aloha2	Oversupply
09/18/21 12:21	0.0	26.90	09/18/21 13:39	0	*	NPM	Oversupply
09/19/21 12:44	0.0	22.50	09/19/21 13:52	0	*	KSMauka	Oversupply
09/19/21 12:44	0.0	15.80	09/19/21 13:45	0	*	KSMakai	Oversupply
09/19/21 12:49	0.0	4.20	09/19/21 13:38	0	*	Aloha2	Oversupply
09/19/21 12:53	20.0	44.90	09/19/21 12:54	45.37	*	Waipio	Oversupply
09/19/21 12:54	0.0	45.37	09/19/21 13:07	14.66	*	Waipio	Oversupply
09/19/21 13:07	12.0	14.66	09/19/21 13:31	12.08	*	Waipio	Oversupply
09/19/21 20:17	0.0	5.60	09/19/21 20:46	0	*	KWF	System Constraints
09/19/21 20:24	0.0	0.00	09/19/21 20:48	0	*	KWMakai	System Constraints
09/19/21 20:20	0.0	0.00	09/19/21 20:42	0	*	KSMakai	System Constraints
09/20/21 05:45	0.0	3.10	09/20/21 18:52	0	*	KWF	System Constraints
09/20/21 05:38	0.0	21.00	09/20/21 06:06	0	*	KWMauka	System Constraints
09/20/21 05:38	0.0	5.60	09/20/21 18:11	0	*	KWMakai	System Constraints
09/20/21 05:40	0.0	0.10	09/20/21 06:04	0	*	KSMauka	System Constraints
09/20/21 05:40	0.0	0.10	09/20/21 18:12	0	*	KSMakai	System Constraints
09/20/21 14:32	0.0	16.30	09/20/21 18:10	0	*	KWMauka	System Constraints
09/20/21 14:30	0.0	19.40	09/20/21 18:12	0	*	KSMauka	System Constraints
09/21/21 05:16	0.0	7.00	09/21/21 23:29	0	*	KWMakai	System Constraints
09/21/21 05:37	0.0	4.50	09/21/21 16:40	0	*	KWF	System Constraints
09/21/21 06:00	0.0	20.60	09/21/21 06:12	0	*	KWMauka	System Constraints
09/21/21 06:03	0.0	18.90	09/21/21 06:11	0	*	KSMauka	System Constraints
09/21/21 06:03	0.0	1.40	09/21/21 15:53	0	*	KSMakai	System Constraints
09/21/21 08:08	0.0	3.40	09/21/21 08:32	0	1.45	WestL	System Constraints
09/21/21 08:10	0.0	0.60	09/21/21 08:30	0	*	KREP	System Constraints
09/21/21 08:12	0.0	1.20	09/21/21 08:29	0	*	KLS2	System Constraints
09/21/21 13:42	0.0	14.10	09/21/21 14:06	0	4.91	WestL	System Constraints
09/21/21 13:44	0.0	0.90	09/21/21 14:06	0	*	KREP	System Constraints
09/21/21 13:45	0.0	2.00	09/21/21 14:05	0	*	KLS2	System Constraints
09/21/21 15:34	0.0	18.10	09/21/21 17:35	0	*	KWMauka	System Constraints
09/21/21 15:35	0.0	5.10	09/21/21 15:53	0	*	KSMauka	System Constraints
09/21/21 17:50	0.0	0.00	09/22/21 08:05	0	*	MFO	Facility Requested
09/22/21 06:50	0.0	0.00	09/22/21 08:05	0	*	MFO	System Constraints
09/22/21 06:58	0.0	9.70	09/22/21 07:54	0	*	KWF	System Constraints
09/22/21 07:03	0.0	3.10	09/22/21 08:02	0	*	KWMakai	System Constraints
09/22/21 07:03	0.0	10.00	09/22/21 17:12	0	*	KWMauka	System Constraints
09/22/21 07:12	0.0	1.40	09/22/21 07:56	0	*	KSMakai	System Constraints
09/22/21 07:14	0.0	0.80	09/22/21 16:17	0	*	KSMauka	System Constraints
09/22/21 14:17	0.0	0.00	09/24/21 12:49	0	*	MFO	Facility Requested
09/22/21 14:58	0.0	0.00	09/22/21 16:17	0	*	KSMakai	System Constraints
09/22/21 15:03	0.0	8.00	09/22/21 16:40	0	*	KWF	System Constraints
09/22/21 15:21	0.0	0.00	09/22/21 16:37	0	*	KWMakai	System Constraints
09/23/21 06:37	0.0	4.10	09/23/21 08:13	0	*	KWF	System Constraints
09/23/21 06:18	0.0	0.00	09/23/21 14:00	0	*	KWMauka	System Constraints
09/23/21 06:42	0.0	0.00	09/23/21 08:11	0	*	KWMakai	System Constraints
09/23/21 06:45	0.0	0.00	09/23/21 08:01	0	*	KSMakai	System Constraints
09/23/21 06:47	0.0	0.00	09/23/21 16:18	0	*	KSMauka	System Constraints
09/23/21 15:20	0.0	0.00	09/23/21 16:27	0	*	MFO	System Constraints
09/23/21 15:34	0.0	2.90	09/23/21 16:27	0	*	KWF	System Constraints
09/23/21 15:43	0.0	7.70	09/23/21 16:14	0	*	KWMakai	System Constraints
09/23/21 15:47	0.0	0.10	09/23/21 16:17	0	*	KSMakai	System Constraints
09/24/21 05:53	0.0	0.00	09/24/21 17:11	0	*	Waianae	System Constraints
09/24/21 05:54	0.0	0.00	09/24/21 06:02	0	*	Aloha1	System Constraints
09/24/21 06:59	0.0	0.00	09/24/21 07:26	0	*	MFO	System Constraints
09/24/21 07:01	0.0	6.00	09/24/21 07:27	0	*	KWMakai	System Constraints
09/24/21 07:03	0.0	0.00	09/24/21 07:23	0	*	KSMakai	System Constraints
09/24/21 07:04	0.0	12.00	09/24/21 17:02	0	*	NPM	System Constraints
09/24/21 06:59	0.0	3.00	09/24/21 07:50	0	*	KWF	System Constraints
09/24/21 12:50	1.2	0.02	09/24/21 13:18	0	*	MFO	Facility Requested
09/24/21 13:18	0.0	0.00	09/24/21 13:43	0	*	MFO	Facility Requested
09/24/21 13:43	1.2	0.00	09/24/21 15:17	0.39	*	MFO	Facility Requested
09/24/21 14:35	0.0	1.20	09/24/21 17:10	0	*	Aloha1	System Constraints
09/24/21 15:09	0.0	5.40	09/24/21 16:47	0	*	KWF	System Constraints

Hawaiian Electric Company, Inc. Curtailment Report September 2021

Start Date/Time	Curtailment Set Point	MW output prior to start of curtailment	End Date/Time	MW output after curtailment released	Estimated MWh of curtailed energy during event (1)	IPP/Facility	Reason for Curtailment
09/24/21 15:09	0.0	0.00	09/24/21 16:54	0	*	KWMakai	System Constraints
09/24/21 15:11	0.0	0.10	09/24/21 16:38	0	*	KSMakai	System Constraints
09/24/21 15:17	0.0	0.39	09/24/21 17:00	0	*	MFO	Facility Requested
09/24/21 17:00	1.4	0.00	09/29/21 09:31	0.47	*	MFO	Facility Requested
09/28/21 09:01	15.0	0.00	09/29/21 08:40	8.09	*	KWF	Facility Requested
09/29/21 08:40	0.0	4.00	09/29/21 11:20	0	*	KWF	Facility Requested
09/29/21 09:31	0.0	0.47	09/29/21 10:01	0	*	MFO	System Constraints
09/29/21 11:20	15.0	0.00	Continued to Oct		*	KWF	Facility Requested
09/30/21 08:41	0.0	0.00	09/30/21 08:56	0	*	MFO	System Constraints
09/30/21 09:02	0.0	0.96	09/30/21 09:07	0	*	MFO	System Constraints
09/30/21 09:44	0.0	1.04	Continued to Oct		*	MFO	System Constraints

Aloha1 = Aloha Solar Energy Fund I
Aloha2 = Aloha Solar Energy Fund II
KLS2 = Kalaeloa Solar Two
KREP = Kalaeloa Renewable Energy Partners
KWF = Kahuku Wind Power
Lani = Lanikuhana Solar
MFO = Mauka FIT One Solar
NPM = Na Pua Makani Power Partners
KSMakai = Kawaioloa Solar Makai
KSMauka = Kawaioloa Solar Mauka
KWMakai = Kawaioloa Wind Makai
KWMauka = Kawaioloa Wind Mauka
North = Waihonu North
South = Waihonu South
Waianaes = EE Waianaes Solar Project
Waipio = Waipio PV
WestL = West Loch PV

(1) The estimated MWh of energy curtailed during the event is supplied by IPP, and HECO does not make any representations as to its accuracy.

* Data has not been provided by IPP.



Maui Curtailment Report

Start Date and Time	Duration (minutes)	IPP Curtailed	Estimated Curtailed MWH	Peak MW Curtailed	Reasons for Curtailment
9/1/2021 0:00	2:10	KWPII	1.321	1.331	Oversupply
9/1/2021 2:41	0:04	KWPII	0.001	0.029	Oversupply
9/1/2021 2:50	0:02	KWPII	0.000	0.026	Oversupply
9/1/2021 3:57	1:07	KWPII	2.689	5.515	Oversupply
9/1/2021 6:46	11:34	17-2	6.478000	0.750	Facility Requested
9/1/2021 9:44	0:02	SSA3	0.011	2.319	Oversupply
9/1/2021 9:46	0:02	SSA2	0.010	1.192	Oversupply
9/1/2021 9:50	0:02	SSA2	0.010000	2.208	Oversupply
9/1/2021 9:50	0:02	SSA3	0.018	0.238	Oversupply
9/1/2021 9:52	0:02	SSA2	0.010000	1.180	Oversupply
9/1/2021 9:54	0:02	SSA2	0.010	2.255	Oversupply
9/1/2021 9:54	0:02	SSA3	0.018	2.331	Oversupply
9/1/2021 9:58	0:02	SSA2	0.009000	2.312	Oversupply
9/1/2021 9:59	0:01	KWPII	0.000	0.016	Oversupply
9/1/2021 10:03	0:03	KWPII	0.002	0.072	Oversupply
9/1/2021 10:20	0:20	KWPII	0.121	0.928	Oversupply
9/1/2021 10:44	0:42	KWPII	0.344000	1.303	Oversupply
9/1/2021 10:50	0:02	SSA2	0.002	2.900	Oversupply
9/1/2021 10:59	0:02	SSA3	0.007	2.805	Oversupply
9/1/2021 11:00	0:02	SSA2	0.009	0.643	Oversupply
9/1/2021 11:39	0:21	KWPII	0.053	0.245	Oversupply
9/1/2021 12:03	0:03	KWPII	0.004	0.077	Oversupply
9/1/2021 12:14	0:02	KWPII	0.000	0.028	Oversupply
9/1/2021 12:31	0:01	BS250	Data is not available	Data is not available	Oversupply
9/1/2021 12:37	0:01	BS250	Data is not available	Data is not available	Oversupply
9/1/2021 13:19	0:01	BS250	Data is not available	Data is not available	Oversupply
9/1/2021 14:16	0:02	SSA2	0.005000	2.667	Oversupply
9/1/2021 22:23	0:01	KWPII	0.001	0.047	Oversupply
9/1/2021 22:42	0:05	KWPII	0.330990	6.605	Facility Requested
9/2/2021 1:23	0:03	KWPII	0.036	12.312	Oversupply
9/2/2021 2:48	0:03	KWPII	0.068	11.147	Oversupply
9/2/2021 2:52	0:03	KWPII	0.070000	10.970	Oversupply
9/2/2021 3:03	0:02	KWPII	0.009	8.864	Oversupply
9/2/2021 3:12	0:01	KWPII	0.013	6.695	Oversupply
9/2/2021 5:04	0:21	KWPII	1.372000	18.661	Oversupply
9/2/2021 5:30	0:01	KWPII	0.015	16.907	Oversupply
9/2/2021 5:32	0:45	KWPII	4.875000	17.894	Oversupply
9/2/2021 6:10	0:06	BS250	Data is not available	Data is not available	Oversupply
9/2/2021 6:41	0:01	BS250	Data is not available	Data is not available	Oversupply
9/2/2021 6:41	11:48	17-2	4.733	0.750	Facility Requested
9/2/2021 7:25	0:02	SSA3	0.006230	0.553	Oversupply
9/2/2021 7:26	0:03	KWPII	0.006	16.031	Oversupply
9/2/2021 7:26	0:02	BS250	Data is not available	Data is not available	Oversupply
9/2/2021 7:27	0:02	SSA3	0.006	0.243	Oversupply
9/2/2021 7:27	0:02	SSA2	0.006	0.034	Oversupply
9/2/2021 7:29	0:02	SSA2	0.004000	0.240	Oversupply
9/2/2021 7:31	0:02	SSA2	0.009	0.261	Oversupply
9/2/2021 7:41	0:02	SSA3	0.008005	0.446	Oversupply
9/2/2021 7:42	0:02	BS250	Data is not available	Data is not available	Oversupply
9/2/2021 7:42	0:02	SSA2	0.009000	0.228	Oversupply
9/2/2021 7:43	0:02	SSA3	0.013	0.003	Oversupply
9/2/2021 7:44	0:01	KWPII	0.004	14.196	Oversupply
9/2/2021 7:44	0:02	SSA2	0.013458	0.006	Oversupply
9/2/2021 7:45	0:02	SSA3	0.032	0.376	Oversupply
9/2/2021 7:46	0:27	BS250	Data is not available	Data is not available	Oversupply
9/2/2021 7:46	0:02	SSA2	0.023000	0.247	Oversupply
9/2/2021 7:47	0:27	KWPII	1.217	18.753	Oversupply
9/2/2021 7:47	0:26	SSA3	0.410	0.010	Oversupply
9/2/2021 7:48	0:26	SSA2	0.319	0.013	Oversupply
9/2/2021 8:13	0:02	SSA3	0.014	0.740	Oversupply
9/2/2021 8:14	0:02	SSA2	0.006	0.808	Oversupply
9/2/2021 9:10	0:02	SSA3	0.006303	1.963	Oversupply
9/2/2021 9:10	0:02	SSA2	0.003	1.719	Oversupply
9/2/2021 9:12	0:02	SSA3	0.006000	0.245	Oversupply
9/2/2021 9:12	0:02	SSA2	0.003	0.949	Oversupply
9/2/2021 9:16	0:02	SSA2	0.054000	0.903	Oversupply
9/2/2021 9:16	0:12	SSA3	0.373	0.461	Oversupply
9/2/2021 9:17	0:12	BS250	Data is not available	Data is not available	Oversupply
9/2/2021 9:18	0:07	KWPII	0.278	18.104	Oversupply
9/2/2021 9:18	0:10	SSA2	0.269	-0.003	Oversupply
9/2/2021 9:26	0:04	KWPII	0.033223	15.623	Oversupply
9/2/2021 9:28	0:02	SSA2	0.051	0.002	Oversupply
9/2/2021 9:28	0:02	SSA3	0.046121	0.015	Oversupply



Maui Curtailment Report

Start Date and Time	Duration (minutes)	IPP Curtailed	Estimated Curtailed MWH	Peak MW Curtailed	Reasons for Curtailment
9/2/2021 9:32	0:02	SSA2	0.042	0.551	Oversupply
9/2/2021 9:32	0:02	SSA3	0.033000	0.101	Oversupply
9/2/2021 9:34	0:02	BS250	Data is not available	Data is not available	Oversupply
9/2/2021 9:34	0:02	SSA2	0.042206	0.010	Oversupply
9/2/2021 9:34	0:02	SSA3	0.032	0.020	Oversupply
9/2/2021 9:35	0:01	KWPPI	0.012183	16.246	Oversupply
9/2/2021 9:36	0:02	SSA2	0.043	0.123	Oversupply
9/2/2021 9:37	0:02	SSA3	0.032000	0.143	Oversupply
9/2/2021 9:38	0:02	SSA2	0.043	0.104	Oversupply
9/2/2021 9:39	0:02	SSA3	0.033000	1.026	Oversupply
9/2/2021 9:43	0:02	SSA2	0.042	0.608	Oversupply
9/2/2021 9:43	0:02	SSA3	0.033596	1.923	Oversupply
9/2/2021 9:45	0:02	SSA3	0.065	2.287	Oversupply
9/2/2021 9:47	0:02	SSA2	0.056000	1.211	Oversupply
9/2/2021 9:47	0:02	SSA3	0.065	0.206	Oversupply
9/2/2021 9:49	0:02	SSA2	0.055230	0.705	Oversupply
9/2/2021 9:49	0:02	SSA3	0.064	0.750	Oversupply
9/2/2021 9:51	0:02	SSA2	0.056	0.112	Oversupply
9/2/2021 9:51	0:02	SSA3	0.065	0.125	Oversupply
9/2/2021 9:53	0:02	SSA2	0.056000	0.735	Oversupply
9/2/2021 9:53	0:02	SSA3	0.064	0.540	Oversupply
9/2/2021 9:55	0:03	KWPPI	0.019451	12.953	Oversupply
9/2/2021 9:55	0:02	BS250	Data is not available	Data is not available	Oversupply
9/2/2021 9:55	0:02	SSA2	0.055690	0.023	Oversupply
9/2/2021 9:55	0:02	SSA3	0.064	0.029	Oversupply
9/2/2021 9:57	0:02	SSA2	0.055000	-0.003	Oversupply
9/2/2021 9:57	0:02	SSA3	0.064	0.089	Oversupply
9/2/2021 9:59	0:02	SSA2	0.062	-0.003	Oversupply
9/2/2021 9:59	0:02	SSA3	0.073	0.499	Oversupply
9/2/2021 10:01	0:04	BS250	Data is not available	Data is not available	Oversupply
9/2/2021 10:01	0:02	SSA2	0.077	0.149	Oversupply
9/2/2021 10:01	0:04	SSA3	0.165	0.249	Oversupply
9/2/2021 10:02	0:04	KWPPI	0.032000	13.822	Oversupply
9/2/2021 10:03	0:02	SSA2	0.076	0.019	Oversupply
9/2/2021 10:05	0:02	SSA2	0.075801	0.067	Oversupply
9/2/2021 10:05	0:02	SSA3	0.084	0.159	Oversupply
9/2/2021 10:06	0:03	BS250	Data is not available	Data is not available	Oversupply
9/2/2021 10:07	0:03	KWPPI	0.045	13.840	Oversupply
9/2/2021 10:07	0:02	SSA2	0.076000	0.002	Oversupply
9/2/2021 10:07	0:02	SSA3	0.082	0.000	Oversupply
9/2/2021 10:09	0:02	SSA2	0.077	0.000	Oversupply
9/2/2021 10:09	0:02	SSA3	0.083117	0.030	Oversupply
9/2/2021 10:10	5:18	BS250	Data is not available	Data is not available	Oversupply
9/2/2021 10:11	5:18	KWPPI	41.036000	19.211	Oversupply
9/2/2021 10:11	5:04	SSA2	12.523	0.001	Oversupply
9/2/2021 10:11	5:17	SSA3	14.351476	0.002	Oversupply
9/2/2021 15:15	0:02	SSA2	0.092	0.146	Oversupply
9/2/2021 15:17	0:12	SSA2	0.553056	0.001	Oversupply
9/2/2021 15:28	0:02	SSA3	0.058	0.160	Oversupply
9/2/2021 15:29	0:02	SSA2	0.037000	0.656	Oversupply
9/2/2021 15:30	0:02	SSA3	0.005	1.012	Oversupply
9/2/2021 15:31	0:02	SSA2	0.014000	1.771	Oversupply
9/2/2021 15:32	0:02	SSA3	0.005	1.351	Oversupply
9/2/2021 15:33	0:02	SSA2	0.013743	1.922	Oversupply
9/2/2021 15:37	0:02	SSA2	0.014	2.606	Oversupply
9/2/2021 15:38	0:02	SSA3	0.005239	2.054	Oversupply
9/2/2021 23:08	0:04	KWPPI	0.018	19.211	Oversupply
9/3/2021 0:09	0:22	KWPPI	0.514	17.714	Oversupply
9/3/2021 1:17	0:06	KWPPI	0.104	19.211	Oversupply
9/3/2021 1:31	0:06	KWPPI	0.087431	17.714	Oversupply
9/3/2021 1:41	3:27	KWPPI	18.693	19.211	Oversupply
9/3/2021 6:29	12:06	17-2	5.256000	0.750	Facility Requested
9/3/2021 8:50	0:02	SSA3	0.044	1.735	Oversupply
9/3/2021 8:51	2:08	BS250	Data is not available	Data is not available	Oversupply
9/3/2021 8:51	2:09	SSA2	3.642	0.213	Oversupply
9/3/2021 8:52	2:07	SSA3	4.989335	0.001	Oversupply
9/3/2021 8:54	2:06	KWPPI	28.159	17.714	Oversupply
9/3/2021 9:47	0:07	AWE	0.062	21.000	Oversupply
9/3/2021 10:00	0:06	AWE	0.130000	21.000	Oversupply
9/3/2021 10:20	0:05	AWE	0.078	21.000	Oversupply
9/3/2021 10:29	0:07	AWE	0.096859	21.000	Oversupply
9/3/2021 10:43	0:13	AWE	0.323	21.000	Oversupply
9/3/2021 11:00	0:02	SSA3	0.097	0.643	Oversupply



Maui Curtailment Report

Start Date and Time	Duration (minutes)	IPP Curtailed	Estimated Curtailed MWH	Peak MW Curtailed	Reasons for Curtailment
9/3/2021 11:00	0:02	SSA2	0.096464	0.101	Oversupply
9/3/2021 11:01	0:19	BS250	Data is not available	Data is not available	Oversupply
9/3/2021 11:02	0:19	KWP/II	5.068	17.714	Oversupply
9/3/2021 11:02	0:18	SSA3	0.866581	-0.002	Oversupply
9/3/2021 11:02	0:18	SSA2	0.844	-0.009	Oversupply
9/3/2021 11:03	0:12	AWE	0.448996	21.000	Oversupply
9/3/2021 11:20	0:02	SSA3	0.096	-0.002	Oversupply
9/3/2021 11:20	0:02	SSA2	0.083	0.016	Oversupply
9/3/2021 11:22	2:18	KWP/II	37.947000	19.211	Oversupply
9/3/2021 11:22	2:17	BS250	Data is not available	Data is not available	Oversupply
9/3/2021 11:22	2:17	SSA3	6.554	0.001	Oversupply
9/3/2021 11:22	2:19	SSA2	6.180000	0.002	Oversupply
9/3/2021 11:28	2:03	AWE	12.267	21.000	Oversupply
9/3/2021 13:39	0:02	SSA3	0.096	-0.002	Oversupply
9/3/2021 13:40	0:01	BS250	Data is not available	Data is not available	Oversupply
9/3/2021 13:41	0:02	SSA3	0.094333	0.217	Oversupply
9/3/2021 13:41	0:02	SSA2	0.094	0.255	Oversupply
9/3/2021 13:42	0:41	BS250	Data is not available	Data is not available	Oversupply
9/3/2021 13:43	0:40	KWP/II	11.284	17.714	Oversupply
9/3/2021 13:43	0:40	SSA3	1.876	0.001	Oversupply
9/3/2021 13:43	0:40	SSA2	1.924336	0.001	Oversupply
9/3/2021 13:48	0:01	AWE	0.001	21.000	Oversupply
9/3/2021 13:51	0:27	AWE	1.023	21.000	Oversupply
9/3/2021 14:23	0:02	SSA3	0.085525	0.993	Oversupply
9/3/2021 14:23	0:02	SSA2	0.096	0.132	Oversupply
9/3/2021 14:25	1:07	KWP/II	8.468	19.211	Oversupply
9/3/2021 14:25	1:06	BS250	Data is not available	Data is not available	Oversupply
9/3/2021 14:25	1:07	SSA3	2.424000	0.020	Oversupply
9/3/2021 14:25	1:06	SSA2	3.041	0.005	Oversupply
9/3/2021 15:32	0:02	SSA2	0.065913	0.213	Oversupply
9/3/2021 15:32	0:02	SSA3	0.059	0.152	Oversupply
9/3/2021 15:33	0:07	BS250	Data is not available	Data is not available	Oversupply
9/3/2021 15:34	0:06	SSA2	0.197000	0.004	Oversupply
9/3/2021 15:34	0:06	SSA3	0.176	0.000	Oversupply
9/3/2021 15:35	0:06	KWP/II	0.175	19.211	Oversupply
9/3/2021 15:40	0:02	SSA2	0.065369	0.021	Oversupply
9/3/2021 15:40	0:02	SSA3	0.059	0.053	Oversupply
9/3/2021 15:42	0:02	SSA2	0.066	0.587	Oversupply
9/3/2021 15:42	0:02	SSA3	0.058276	0.796	Oversupply
9/3/2021 15:44	0:02	SSA2	0.070	1.009	Oversupply
9/3/2021 15:44	0:02	SSA3	0.062	1.034	Oversupply
9/3/2021 15:46	0:02	SSA2	0.076906	0.434	Oversupply
9/3/2021 15:46	0:02	SSA3	0.057	0.342	Oversupply
9/3/2021 15:48	0:02	SSA2	0.076271	0.022	Oversupply
9/3/2021 15:48	0:02	SSA3	0.057	0.003	Oversupply
9/3/2021 15:50	0:02	SSA2	0.077	0.426	Oversupply
9/3/2021 15:50	0:02	SSA3	0.057	0.287	Oversupply
9/3/2021 15:51	0:18	BS250	Data is not available	Data is not available	Oversupply
9/3/2021 15:52	0:18	SSA2	0.657	0.008	Oversupply
9/3/2021 15:52	0:18	SSA3	0.464912	0.033	Oversupply
9/3/2021 15:53	0:17	KWP/II	0.311	19.211	Oversupply
9/3/2021 16:10	0:02	SSA2	0.070338	0.083	Oversupply
9/3/2021 16:10	0:02	SSA3	0.047	0.339	Oversupply
9/3/2021 16:12	0:02	SSA2	0.070000	0.122	Oversupply
9/3/2021 16:12	0:02	SSA3	0.047	1.095	Oversupply
9/3/2021 16:14	0:02	SSA2	0.023861	0.323	Oversupply
9/3/2021 16:14	0:02	SSA3	0.024	0.222	Oversupply
9/3/2021 23:39	0:01	KWP/II	0.019454	17.714	Facility Requested
9/3/2021 23:42	0:01	KWP	0.001	18.963	Facility Requested
9/4/2021 1:18	0:02	KWP/II	0.011489	19.211	Facility Requested
9/4/2021 3:21	0:59	KWP/II	3.958	20.708	Oversupply
9/4/2021 6:04	8:41	KWP/II	143.087608	19.211	System Constraint
9/4/2021 6:10	0:27	BS250	Data is not available	Data is not available	Oversupply
9/4/2021 6:22	0:16	SSA3	0.015000	-0.001	Oversupply
9/4/2021 6:39	11:53	17-2	4.819	0.750	Facility Requested
9/4/2021 7:04	8:20	SSA3	18.913000	0.287	Oversupply
9/4/2021 7:04	0:02	SSA2	0.003	0.082	Oversupply
9/4/2021 7:05	8:19	BS250	Data is not available	Data is not available	Oversupply
9/4/2021 7:06	8:17	SSA2	17.285	0.005	Oversupply
9/4/2021 8:49	5:45	AWE	54.142	21.000	Oversupply
9/4/2021 14:35	0:01	AWE	0.009	21.000	Oversupply
9/4/2021 14:48	12:07	KWP/II	76.860	19.211	System Constraint
9/4/2021 15:24	0:02	SSA2	0.068669	0.045	Oversupply



Maui Curtailment Report

Start Date and Time	Duration (minutes)	IPP Curtailed	Estimated Curtailed MWH	Peak MW Curtailed	Reasons for Curtailment
9/4/2021 15:25	0:02	SSA3	0.071	0.292	Oversupply
9/4/2021 15:26	0:02	SSA2	0.068	0.370	Oversupply
9/4/2021 15:27	0:02	SSA3	0.071000	0.321	Oversupply
9/4/2021 15:28	0:02	SSA2	0.061	0.172	Oversupply
9/4/2021 15:29	0:02	SSA3	0.045427	0.884	Oversupply
9/4/2021 15:30	0:02	SSA2	0.033	0.737	Oversupply
9/4/2021 15:31	0:01	BS250	Data is not available	Data is not available	Oversupply
9/4/2021 15:31	0:02	SSA3	0.024	0.322	Oversupply
9/4/2021 15:32	0:02	SSA2	0.033	0.177	Oversupply
9/4/2021 15:33	0:02	SSA3	0.023668	0.652	Oversupply
9/4/2021 15:34	0:02	SSA2	0.033	0.635	Oversupply
9/4/2021 15:35	0:02	SSA3	0.024	1.013	Oversupply
9/4/2021 15:36	0:02	SSA2	0.033000	2.239	Oversupply
9/4/2021 15:37	0:02	SSA3	0.023	1.709	Oversupply
9/4/2021 15:38	0:02	SSA2	0.033000	1.618	Oversupply
9/4/2021 15:39	0:02	SSA3	0.024	0.953	Oversupply
9/5/2021 3:05	0:41	KWPII	2.099504	16.521	System Constraint
9/5/2021 3:47	0:02	KWPII	0.007	10.547	System Constraint
9/5/2021 3:52	0:50	KWPII	2.965	18.873	System Constraint
9/5/2021 4:53	6:25	KWPII	43.078783	19.176	System Constraint
9/5/2021 6:48	11:39	17-2	5.374	0.750	Facility Requested
9/5/2021 7:02	0:05	BS250	Data is not available	Data is not available	Oversupply
9/5/2021 7:02	0:06	SSA2	0.007918	0.082	Oversupply
9/5/2021 7:03	0:04	SSA3	0.016	-0.001	Oversupply
9/5/2021 7:32	0:02	SSA2	0.014	0.284	Oversupply
9/5/2021 7:33	0:02	SSA3	0.022	0.114	Oversupply
9/5/2021 7:34	0:40	BS250	Data is not available	Data is not available	Oversupply
9/5/2021 7:34	0:40	SSA2	0.455	0.003	Oversupply
9/5/2021 7:35	0:38	SSA3	0.598000	-0.002	Oversupply
9/5/2021 8:14	0:02	SSA3	0.037	0.106	Oversupply
9/5/2021 8:14	0:02	SSA2	0.026157	0.122	Oversupply
9/5/2021 8:16	0:02	SSA3	0.045	0.141	Oversupply
9/5/2021 8:16	0:02	SSA2	0.032	0.395	Oversupply
9/5/2021 8:18	0:02	BS250	Data is not available	Data is not available	Oversupply
9/5/2021 8:18	0:02	SSA3	0.043	0.023	Oversupply
9/5/2021 8:18	0:02	SSA2	0.032000	0.009	Oversupply
9/5/2021 8:20	0:02	SSA3	0.044	0.003	Oversupply
9/5/2021 8:20	0:02	SSA2	0.032000	0.008	Oversupply
9/5/2021 8:24	0:02	SSA3	0.043	0.130	Oversupply
9/5/2021 8:24	0:02	SSA2	0.031772	0.278	Oversupply
9/5/2021 8:26	0:02	SSA3	0.043	0.445	Oversupply
9/5/2021 8:26	0:02	SSA2	0.032	0.510	Oversupply
9/5/2021 8:28	0:01	BS250	Data is not available	Data is not available	Oversupply
9/5/2021 8:28	0:02	SSA3	0.042	0.036	Oversupply
9/5/2021 8:28	0:04	SSA2	0.061000	0.009	Oversupply
9/5/2021 8:30	0:02	SSA3	0.038	0.006	Oversupply
9/5/2021 8:31	0:01	BS250	Data is not available	Data is not available	Oversupply
9/5/2021 8:32	0:02	SSA3	0.038	0.636	Oversupply
9/5/2021 8:32	0:02	SSA2	0.031942	-0.003	Oversupply
9/5/2021 8:34	0:02	SSA2	0.031	0.143	Oversupply
9/5/2021 8:36	0:02	SSA3	0.038049	0.526	Oversupply
9/5/2021 8:36	0:02	SSA2	0.032	1.036	Oversupply
9/5/2021 8:38	0:02	SSA3	0.038	0.820	Oversupply
9/5/2021 8:38	0:02	SSA2	0.032	0.441	Oversupply
9/5/2021 8:40	0:02	SSA3	0.038000	0.336	Oversupply
9/5/2021 8:40	0:02	SSA2	0.031	0.047	Oversupply
9/5/2021 8:42	0:02	SSA3	0.038000	0.084	Oversupply
9/5/2021 8:42	0:02	SSA2	0.032	0.756	Oversupply
9/5/2021 8:44	0:02	SSA3	0.047000	0.041	Oversupply
9/5/2021 8:44	0:02	SSA2	0.041	0.016	Oversupply
9/5/2021 8:45	0:02	BS250	Data is not available	Data is not available	Oversupply
9/5/2021 8:46	0:02	SSA3	0.060	-0.003	Oversupply
9/5/2021 8:46	0:02	SSA2	0.049000	-0.002	Oversupply
9/5/2021 8:48	3:02	BS250	Data is not available	Data is not available	Oversupply
9/5/2021 8:48	4:16	SSA3	9.443	0.014	Oversupply
9/5/2021 8:48	4:16	SSA2	10.283	-0.003	Oversupply
9/5/2021 9:53	0:01	AWE	0.008	20.700	Oversupply
9/5/2021 11:20	0:01	KWPII	0.003	4.745	System Constraint
9/5/2021 11:25	0:01	KWPII	0.008	5.269	System Constraint
9/5/2021 11:51	1:13	BS250	Data is not available	Data is not available	Oversupply
9/5/2021 11:55	0:04	KWPII	0.062	11.391	System Constraint
9/5/2021 12:01	0:01	KWPII	0.001	9.953	System Constraint
9/5/2021 12:06	0:31	KWPII	3.096000	14.865	System Constraint



Maui Curtailment Report

Start Date and Time	Duration (minutes)	IPP Curtailed	Estimated Curtailed MWH	Peak MW Curtailed	Reasons for Curtailment
9/5/2021 12:41	0:02	KWPII	0.005	8.708	System Constraint
9/5/2021 12:46	0:01	KWPII	0.008	7.799	System Constraint
9/5/2021 12:48	0:06	KWPII	0.143	7.756	System Constraint
9/5/2021 13:04	0:02	SSA3	0.048	0.083	Oversupply
9/5/2021 13:04	0:02	SSA2	0.065	-0.003	Oversupply
9/5/2021 13:06	0:02	SSA3	0.049	0.164	Oversupply
9/5/2021 13:06	0:02	SSA2	0.064	-0.003	Oversupply
9/5/2021 13:07	0:02	BS250	Data is not available	Data is not available	Oversupply
9/5/2021 13:08	0:02	SSA3	0.048	0.100	Oversupply
9/5/2021 13:08	0:02	SSA2	0.065	0.125	Oversupply
9/5/2021 13:10	0:02	SSA3	0.048	0.614	Oversupply
9/5/2021 13:10	0:02	SSA2	0.064	0.982	Oversupply
9/5/2021 13:28	0:02	SSA3	0.009	0.947	Oversupply
9/5/2021 13:28	0:02	SSA2	0.042	2.251	Oversupply
9/5/2021 13:30	0:02	SSA3	0.037	0.045	Oversupply
9/5/2021 13:30	0:02	SSA2	0.096	0.534	Oversupply
9/5/2021 13:32	0:01	BS250	Data is not available	Data is not available	Oversupply
9/5/2021 13:32	0:02	SSA3	0.037	-0.003	Oversupply
9/5/2021 13:32	0:02	SSA2	0.095	-0.003	Oversupply
9/5/2021 13:34	0:02	SSA3	0.037	0.141	Oversupply
9/5/2021 13:34	0:02	SSA2	0.095	-0.003	Oversupply
9/5/2021 13:36	0:02	SSA3	0.037	0.130	Oversupply
9/5/2021 13:36	0:02	SSA2	0.094	-0.003	Oversupply
9/5/2021 13:38	0:19	BS250	Data is not available	Data is not available	Oversupply
9/5/2021 13:38	0:18	SSA3	0.595	0.005	Oversupply
9/5/2021 13:38	0:18	SSA2	0.862	-0.001	Oversupply
9/5/2021 13:56	0:02	SSA3	0.089	0.015	Oversupply
9/5/2021 13:56	0:02	SSA2	0.096	0.039	Oversupply
9/5/2021 13:58	0:04	SSA3	0.148	0.037	Oversupply
9/5/2021 13:58	0:06	SSA2	0.273	0.010	Oversupply
9/5/2021 13:59	0:05	BS250	Data is not available	Data is not available	Oversupply
9/5/2021 14:02	0:02	SSA3	0.062	0.038	Oversupply
9/5/2021 14:04	0:02	SSA3	0.062052	0.298	Oversupply
9/5/2021 14:05	0:02	SSA2	0.090	0.014	Oversupply
9/5/2021 14:06	0:02	SSA3	0.062000	0.058	Oversupply
9/5/2021 14:07	0:02	SSA2	0.089	0.127	Oversupply
9/5/2021 14:09	0:02	SSA3	0.062000	1.136	Oversupply
9/5/2021 14:09	0:02	SSA2	0.090	0.869	Oversupply
9/5/2021 14:11	1:20	BS250	Data is not available	Data is not available	Oversupply
9/5/2021 14:11	1:21	SSA3	3.275000	0.015	Oversupply
9/5/2021 14:11	1:20	SSA2	3.452	0.014	Oversupply
9/5/2021 14:31	0:20	KWPII	2.695	13.496	System Constraint
9/5/2021 14:37	0:02	AWE	0.019979	21.000	Oversupply
9/5/2021 14:41	0:01	AWE	0.002	21.000	Oversupply
9/5/2021 14:43	0:02	AWE	0.026	21.000	Oversupply
9/5/2021 14:53	0:38	KWPII	2.615407	12.840	System Constraint
9/5/2021 15:31	0:02	SSA2	0.029	-0.003	Oversupply
9/5/2021 15:31	0:02	SSA3	0.026000	0.126	Oversupply
9/5/2021 15:33	0:02	SSA2	0.029	0.130	Oversupply
9/5/2021 15:34	0:03	KWPII	0.011000	13.275	System Constraint
9/5/2021 15:35	0:02	SSA2	0.028	0.357	Oversupply
9/5/2021 15:35	0:02	SSA3	0.026	0.432	Oversupply
9/5/2021 15:37	0:02	SSA2	0.028583	1.393	Oversupply
9/5/2021 15:37	0:02	SSA3	0.026	1.325	Oversupply
9/5/2021 16:50	0:02	SSA2	0.017000	2.336	Oversupply
9/5/2021 16:50	0:02	SSA3	0.004	1.212	Oversupply
9/5/2021 16:52	0:02	SSA2	0.017	1.158	Oversupply
9/5/2021 17:02	0:02	SSA2	0.003080	1.295	Oversupply
9/5/2021 17:04	0:02	SSA2	0.003	1.460	Oversupply
9/5/2021 17:06	0:02	SSA3	0.004	0.980	Oversupply
9/5/2021 17:08	0:02	SSA2	0.003	1.251	Oversupply
9/5/2021 18:59	4:23	KWPII	13.810157	18.887	System Constraint
9/6/2021 6:26	0:18	KWPII	0.412	15.859	System Constraint
9/6/2021 7:00	11:26	17-2	6.003	0.750	Facility Requested
9/6/2021 8:17	0:04	KWPII	0.020915	13.701	System Constraint
9/6/2021 8:25	0:02	SSA2	0.011	1.185	Oversupply
9/6/2021 8:26	0:03	KWPII	0.007	13.226	System Constraint
9/6/2021 8:26	0:02	SSA3	0.009031	0.162	Oversupply
9/6/2021 8:27	0:02	SSA2	0.011	0.006	Oversupply
9/6/2021 8:28	0:02	SSA3	0.018440	0.520	Oversupply
9/6/2021 8:29	0:02	SSA2	0.021	0.105	Oversupply
9/6/2021 8:30	0:02	SSA3	0.043779	0.240	Oversupply
9/6/2021 8:31	0:02	SSA2	0.031	0.118	Oversupply



Maui Curtailment Report

Start Date and Time	Duration (minutes)	IPP Curtailed	Estimated Curtailed MWH	Peak MW Curtailed	Reasons for Curtailment
9/6/2021 8:32	0:02	SSA3	0.044000	0.309	Oversupply
9/6/2021 8:33	0:02	SSA2	0.031	0.235	Oversupply
9/6/2021 8:34	0:02	SSA3	0.043779	0.058	Oversupply
9/6/2021 8:35	0:02	SSA2	0.031	0.746	Oversupply
9/6/2021 8:36	0:02	SSA3	0.043779	0.964	Oversupply
9/6/2021 8:37	0:02	SSA2	0.031	0.326	Oversupply
9/6/2021 8:38	0:02	SSA3	0.043779	0.016	Oversupply
9/6/2021 8:39	0:02	SSA2	0.031	0.061	Oversupply
9/6/2021 8:40	0:01	BS250	Data is not available	Data is not available	Oversupply
9/6/2021 8:40	0:02	SSA3	0.044	0.065	Oversupply
9/6/2021 8:41	0:02	SSA2	0.031112	0.366	Oversupply
9/6/2021 8:42	0:02	SSA3	0.044	0.124	Oversupply
9/6/2021 8:43	0:02	SSA2	0.020000	1.041	Oversupply
9/6/2021 8:44	0:02	SSA3	-0.001	0.272	Oversupply
9/6/2021 8:53	0:40	KWPPI	1.267	17.231	System Constraint
9/6/2021 9:33	0:02	SSA3	0.015	2.200	Oversupply
9/6/2021 9:39	0:01	KWPPI	0.001000	13.060	System Constraint
9/6/2021 9:39	0:02	SSA3	0.015	2.251	Oversupply
9/6/2021 9:40	0:02	SSA2	0.002305	1.125	Oversupply
9/6/2021 9:41	0:02	SSA3	0.015	0.218	Oversupply
9/6/2021 9:42	0:06	KWPPI	0.057000	13.903	System Constraint
9/6/2021 9:42	0:02	SSA2	0.002	1.042	Oversupply
9/6/2021 9:43	0:02	SSA3	0.021	1.071	Oversupply
9/6/2021 9:44	0:02	SSA2	0.029	1.254	Oversupply
9/6/2021 9:46	0:02	SSA2	0.048766	1.623	Oversupply
9/6/2021 9:47	0:02	SSA3	0.077	0.238	Oversupply
9/6/2021 9:48	0:18	BS250	Data is not available	Data is not available	Oversupply
9/6/2021 9:48	0:18	SSA2	0.437	0.027	Oversupply
9/6/2021 9:49	0:01	KWPPI	0.005000	10.817	System Constraint
9/6/2021 9:49	0:16	SSA3	0.583	0.002	Oversupply
9/6/2021 9:51	0:09	KWPPI	0.234000	13.112	System Constraint
9/6/2021 10:05	0:02	SSA3	0.061	0.003	Oversupply
9/6/2021 10:06	0:02	SSA2	0.049000	0.018	Oversupply
9/6/2021 10:07	0:02	SSA3	0.061	0.231	Oversupply
9/6/2021 10:08	0:02	SSA2	0.049000	0.432	Oversupply
9/6/2021 10:09	0:02	SSA3	0.061	1.078	Oversupply
9/6/2021 10:12	0:02	SSA2	0.049000	1.787	Oversupply
9/6/2021 10:13	0:02	SSA3	0.064	0.073	Oversupply
9/6/2021 10:14	0:01	BS250	Data is not available	Data is not available	Oversupply
9/6/2021 10:14	0:02	SSA2	0.061	0.033	Oversupply
9/6/2021 10:15	0:02	SSA3	0.077000	0.249	Oversupply
9/6/2021 10:16	0:02	SSA2	0.080	0.437	Oversupply
9/6/2021 10:17	0:02	SSA3	0.077000	0.267	Oversupply
9/6/2021 10:18	0:03	BS250	Data is not available	Data is not available	Oversupply
9/6/2021 10:18	0:28	SSA2	0.654000	0.021	Oversupply
9/6/2021 10:19	1:01	SSA3	2.105	-0.002	Oversupply
9/6/2021 10:22	0:22	BS250	Data is not available	Data is not available	Oversupply
9/6/2021 10:45	0:01	BS250	Data is not available	Data is not available	Oversupply
9/6/2021 10:46	0:02	SSA2	0.049000	0.004	Oversupply
9/6/2021 10:47	0:31	BS250	Data is not available	Data is not available	Oversupply
9/6/2021 10:48	0:30	SSA2	1.072280	0.000	Oversupply
9/6/2021 11:18	0:02	SSA2	0.059	0.120	Oversupply
9/6/2021 11:20	0:02	SSA3	0.042000	0.126	Oversupply
9/6/2021 11:20	0:02	SSA2	0.059	0.527	Oversupply
9/6/2021 11:22	0:02	SSA2	0.058443	1.449	Oversupply
9/6/2021 11:24	0:02	SSA2	0.059	1.524	Oversupply
9/6/2021 11:26	0:02	SSA3	0.041853	1.221	Oversupply
9/6/2021 11:26	0:02	SSA2	0.059	0.053	Oversupply
9/6/2021 11:28	0:02	SSA3	0.042253	0.285	Oversupply
9/6/2021 11:28	0:02	SSA2	0.063	0.144	Oversupply
9/6/2021 11:30	0:02	SSA3	0.069702	0.523	Oversupply
9/6/2021 11:32	0:02	SSA3	0.070	0.936	Oversupply
9/6/2021 11:33	0:02	SSA2	0.066000	0.995	Oversupply
9/6/2021 11:34	0:02	SSA3	0.070	0.108	Oversupply
9/6/2021 11:35	1:34	BS250	Data is not available	Data is not available	Oversupply
9/6/2021 11:35	1:35	SSA2	3.940	0.033	Oversupply
9/6/2021 11:36	1:35	SSA3	2.785199	-0.004	Oversupply
9/6/2021 13:09	0:02	SSA2	0.079	0.016	Oversupply
9/6/2021 13:11	0:02	SSA3	0.027	0.203	Oversupply
9/6/2021 13:11	0:02	SSA2	0.079	0.365	Oversupply
9/6/2021 13:13	0:02	SSA3	0.026	0.787	Oversupply
9/6/2021 13:19	0:02	SSA3	-0.003	0.945	Oversupply
9/6/2021 13:19	0:02	SSA2	0.007004	1.954	Oversupply



Maui Curtailment Report

Start Date and Time	Duration (minutes)	IPP Curtailed	Estimated Curtailed MWH	Peak MW Curtailed	Reasons for Curtailment
9/6/2021 13:23	0:02	SSA2	0.007	2.802	Oversupply
9/6/2021 13:55	0:02	SSA3	0.003255	2.253	Oversupply
9/6/2021 14:01	0:02	SSA3	0.067	2.969	Oversupply
9/6/2021 14:01	0:02	SSA2	0.074	2.953	Oversupply
9/6/2021 14:03	0:02	SSA3	0.067	1.505	Oversupply
9/6/2021 14:03	0:02	SSA2	0.074646	0.435	Oversupply
9/6/2021 14:05	0:02	SSA3	0.067	1.200	Oversupply
9/6/2021 14:05	0:02	SSA2	0.074646	0.875	Oversupply
9/6/2021 14:07	0:06	BS250	Data is not available	Data is not available	Oversupply
9/6/2021 14:07	0:06	SSA3	0.202	0.008	Oversupply
9/6/2021 14:07	0:06	SSA2	0.223	0.028	Oversupply
9/6/2021 14:13	0:02	SSA3	0.065587	0.106	Oversupply
9/6/2021 14:13	0:02	SSA2	0.062	0.083	Oversupply
9/6/2021 14:15	0:02	SSA3	0.009	0.893	Oversupply
9/6/2021 14:15	0:02	SSA2	0.010	0.651	Oversupply
9/6/2021 14:17	0:02	SSA3	0.008760	0.463	Oversupply
9/6/2021 14:17	0:02	SSA2	0.010	0.698	Oversupply
9/6/2021 14:19	0:02	SSA3	0.009	0.740	Oversupply
9/6/2021 14:25	0:02	SSA3	0.008833	1.214	Oversupply
9/6/2021 14:26	0:02	SSA2	0.010	1.472	Oversupply
9/6/2021 14:30	0:02	SSA2	0.068597	2.005	Oversupply
9/6/2021 14:31	0:02	SSA3	0.043	1.576	Oversupply
9/6/2021 14:32	0:02	SSA2	0.069	0.033	Oversupply
9/6/2021 14:33	0:02	SSA3	0.042847	2.165	Oversupply
9/6/2021 14:34	0:02	SSA2	0.069	1.938	Oversupply
9/6/2021 14:35	0:02	SSA3	0.042847	1.139	Oversupply
9/6/2021 14:36	0:02	SSA2	0.069	0.177	Oversupply
9/6/2021 14:37	0:02	SSA3	0.042847	0.156	Oversupply
9/6/2021 14:38	0:02	SSA2	0.068	1.324	Oversupply
9/6/2021 14:39	0:02	SSA3	0.042847	1.734	Oversupply
9/6/2021 14:40	0:02	SSA2	0.069	1.772	Oversupply
9/6/2021 14:41	0:04	SSA3	0.095	0.219	Oversupply
9/6/2021 14:42	0:02	BS250	Data is not available	Data is not available	Oversupply
9/6/2021 14:42	0:04	SSA2	0.143	0.031	Oversupply
9/6/2021 14:45	0:01	BS250	Data is not available	Data is not available	Oversupply
9/6/2021 14:45	0:02	SSA3	0.082	0.005	Oversupply
9/6/2021 14:46	0:02	SSA2	0.081675	-0.003	Oversupply
9/6/2021 14:47	0:02	SSA3	0.082	0.113	Oversupply
9/6/2021 14:48	0:02	SSA2	0.081000	0.039	Oversupply
9/6/2021 14:49	0:06	SSA3	0.247	0.078	Oversupply
9/6/2021 14:50	0:05	BS250	Data is not available	Data is not available	Oversupply
9/6/2021 14:50	0:06	SSA2	0.245	0.052	Oversupply
9/6/2021 14:55	0:02	SSA3	0.082257	0.008	Oversupply
9/6/2021 14:56	0:04	SSA2	0.160	0.077	Oversupply
9/6/2021 14:57	0:02	SSA3	0.082000	0.504	Oversupply
9/6/2021 15:01	0:02	SSA3	0.034	3.062	Oversupply
9/6/2021 15:02	0:02	SSA2	0.034000	1.928	Oversupply
9/6/2021 15:04	0:02	SSA3	0.034	0.814	Oversupply
9/6/2021 15:04	0:02	SSA2	0.034414	0.199	Oversupply
9/6/2021 15:06	0:02	SSA3	0.034	0.982	Oversupply
9/6/2021 15:06	0:02	SSA2	0.034000	0.906	Oversupply
9/6/2021 15:08	0:02	SSA2	0.034	0.802	Oversupply
9/6/2021 15:10	0:02	SSA3	0.034000	1.522	Oversupply
9/6/2021 15:10	0:02	SSA2	0.034	0.669	Oversupply
9/6/2021 15:14	0:02	SSA3	0.021000	2.385	Oversupply
9/6/2021 15:14	0:02	SSA2	0.021	1.669	Oversupply
9/6/2021 17:21	0:07	KWPII	0.036000	13.641	System Constraint
9/6/2021 17:31	6:16	KWPII	28.851	19.149	System Constraint
9/6/2021 23:59	0:04	KWPII	0.035000	13.842	System Constraint
9/7/2021 0:15	1:16	KWPII	3.041	18.105	System Constraint
9/7/2021 1:35	0:10	KWPII	0.239000	15.807	System Constraint
9/7/2021 2:59	0:16	KWPII	0.590	16.336	System Constraint
9/7/2021 3:18	0:05	KWPII	0.027724	13.531	System Constraint
9/7/2021 4:49	0:27	KWPII	0.228	14.244	System Constraint
9/7/2021 6:16	2:55	KWPII	10.619917	18.631	System Constraint
9/7/2021 6:45	11:40	17-2	6.019	0.750	Facility Requested
9/7/2021 9:19	0:02	SSA2	0.044026	0.170	Oversupply
9/7/2021 9:20	4:38	BS250	Data is not available	Data is not available	Oversupply
9/7/2021 9:20	4:39	SSA3	9.798	0.048	Oversupply
9/7/2021 9:21	4:39	KWPII	37.808	18.948	Oversupply
9/7/2021 9:21	4:37	SSA2	12.089	0.006	Oversupply
9/7/2021 13:58	0:02	SSA2	0.086	0.070	Oversupply
9/7/2021 13:59	0:01	BS250	Data is not available	Data is not available	Oversupply



Maui Curtailment Report

Start Date and Time	Duration (minutes)	IPP Curtailed	Estimated Curtailed MWH	Peak MW Curtailed	Reasons for Curtailment
9/7/2021 13:59	0:02	SSA3	0.084	0.070	Oversupply
9/7/2021 14:00	0:02	SSA2	0.057	0.001	Oversupply
9/7/2021 14:01	0:04	BS250	Data is not available	Data is not available	Oversupply
9/7/2021 14:01	0:05	KWPPII	0.052	17.587	Oversupply
9/7/2021 14:01	0:02	SSA3	0.032	-0.001	Oversupply
9/7/2021 14:02	0:02	SSA2	0.058	0.000	Oversupply
9/7/2021 14:03	0:02	SSA3	0.032	-0.001	Oversupply
9/7/2021 14:04	0:02	SSA2	0.057	0.006	Oversupply
9/7/2021 14:05	0:02	SSA3	0.033	0.082	Oversupply
9/7/2021 14:06	0:02	SSA2	0.058	1.073	Oversupply
9/7/2021 14:07	0:02	SSA3	0.032	0.613	Oversupply
9/7/2021 14:08	0:02	SSA2	0.057	2.337	Oversupply
9/7/2021 14:09	0:02	SSA3	0.032	0.156	Oversupply
9/7/2021 14:10	0:02	SSA2	0.058	0.794	Oversupply
9/7/2021 14:11	0:02	SSA3	0.033000	0.575	Oversupply
9/7/2021 14:12	0:02	SSA2	0.057	1.665	Oversupply
9/7/2021 14:22	0:02	SSA2	0.047	2.698	Oversupply
9/7/2021 14:23	0:02	SSA3	0.022098	0.151	Oversupply
9/7/2021 14:24	0:01	BS250	Data is not available	Data is not available	Oversupply
9/7/2021 14:24	0:02	KWPPII	0.026	16.391	Oversupply
9/7/2021 14:24	0:02	SSA2	0.047	0.021	Oversupply
9/7/2021 14:25	0:02	SSA3	0.021916	0.043	Oversupply
9/7/2021 14:26	0:02	SSA2	0.047	0.128	Oversupply
9/7/2021 14:27	0:02	SSA3	0.022	0.111	Oversupply
9/7/2021 14:28	0:02	SSA2	0.038	0.126	Oversupply
9/7/2021 14:29	0:02	SSA3	0.013	0.187	Oversupply
9/7/2021 14:30	0:02	SSA2	0.025	0.324	Oversupply
9/7/2021 14:31	0:02	SSA3	0.016	0.100	Oversupply
9/7/2021 14:32	0:02	SSA2	0.025	1.131	Oversupply
9/7/2021 14:33	0:02	SSA3	0.015	0.973	Oversupply
9/7/2021 14:35	0:02	SSA3	0.015402	1.370	Oversupply
9/7/2021 14:36	0:02	SSA2	0.025	1.123	Oversupply
9/7/2021 21:32	0:47	AWE	1.512	3.800	Oversupply
9/7/2021 22:40	0:23	AWE	0.402000	2.600	Oversupply
9/7/2021 23:31	0:05	AWE	0.030	0.700	Oversupply
9/8/2021 1:14	3:35	AWE	10.756666	11.700	Oversupply
9/8/2021 5:02	0:12	AWE	0.148	1.400	System Constraint
9/8/2021 5:45	0:09	AWE	0.078	0.900	System Constraint
9/8/2021 6:18	0:34	KWPPII	2.253	19.177	System Constraint
9/8/2021 6:18	0:34	BS250	Data is not available	Data is not available	System Constraint
9/8/2021 6:22	0:30	SSA3	0.052	0.000	System Constraint
9/8/2021 6:24	0:28	SSA2	0.017	-0.003	System Constraint
9/8/2021 6:37	11:55	17-2	3.981883	0.750	Facility Requested
9/8/2021 7:51	0:02	BS250	Data is not available	Data is not available	System Constraint
9/8/2021 7:51	0:02	SSA3	0.032253	0.000	System Constraint
9/8/2021 7:51	0:02	SSA2	0.016	0.026	System Constraint
9/8/2021 7:52	0:01	KWPPII	0.015	10.863	System Constraint
9/8/2021 7:53	0:02	SSA3	0.032	0.000	Oversupply
9/8/2021 7:57	0:02	SSA2	0.016	0.004	Oversupply
9/8/2021 7:59	1:37	BS250	Data is not available	Data is not available	Oversupply
9/8/2021 7:59	2:17	SSA3	4.271	0.000	Oversupply
9/8/2021 7:59	1:37	SSA2	1.978	0.043	Oversupply
9/8/2021 8:00	2:41	KWPPII	28.073	18.453	Oversupply
9/8/2021 9:25	0:01	AWE	0.005	20.100	Oversupply
9/8/2021 9:28	0:04	AWE	0.035	21.000	Oversupply
9/8/2021 9:36	3:02	SSA2	7.631	0.037	Oversupply
9/8/2021 9:37	2:59	BS250	Data is not available	Data is not available	Oversupply
9/8/2021 9:45	0:01	AWE	0.008	20.800	Oversupply
9/8/2021 10:03	0:14	AWE	0.314	21.000	Oversupply
9/8/2021 10:16	0:02	SSA3	0.093733	0.000	Oversupply
9/8/2021 10:18	0:10	AWE	0.188	21.000	Oversupply
9/8/2021 10:18	2:19	SSA3	6.606	-0.003	Oversupply
9/8/2021 10:42	1:55	KWPPII	31.099	18.888	Oversupply
9/8/2021 11:28	0:06	AWE	0.108079	21.000	Oversupply
9/8/2021 11:36	0:02	AWE	0.009	21.000	Oversupply
9/8/2021 11:41	0:16	AWE	0.547	21.000	Oversupply
9/8/2021 11:58	0:03	AWE	0.036	21.000	Oversupply
9/8/2021 12:05	0:02	AWE	0.010106	21.000	Oversupply
9/8/2021 12:08	0:05	AWE	0.087	21.000	Oversupply
9/8/2021 12:14	0:07	AWE	0.072	21.000	Oversupply
9/8/2021 12:31	0:01	AWE	0.006	21.000	Oversupply
9/8/2021 12:37	2:00	BS250	Data is not available	Data is not available	Oversupply
9/8/2021 12:37	1:59	SSA3	5.046	0.003	Oversupply



Maui Curtailment Report

Start Date and Time	Duration (minutes)	IPP Curtailed	Estimated Curtailed MWH	Peak MW Curtailed	Reasons for Curtailment
9/8/2021 12:38	0:36	SSA2	1.733000	0.014	Oversupply
9/8/2021 12:39	0:35	KWPII	9.127	19.001	Oversupply
9/8/2021 12:40	0:07	AWE	0.090	21.000	Oversupply
9/8/2021 13:14	0:02	SSA2	0.097	0.064	Oversupply
9/8/2021 13:15	1:22	KWPII	10.781	19.122	Oversupply
9/8/2021 13:16	1:21	SSA2	3.848	0.001	Oversupply
9/8/2021 14:36	0:02	SSA3	0.025	-0.002	Oversupply
9/8/2021 14:37	0:02	SSA2	0.097	0.141	Oversupply
9/8/2021 14:38	0:03	KWPII	0.046	18.890	Oversupply
9/8/2021 14:38	0:03	BS250	Data is not available	Data is not available	Oversupply
9/8/2021 14:38	0:02	SSA3	0.024877	-0.002	Oversupply
9/8/2021 14:39	0:02	SSA2	0.096	0.002	Oversupply
9/8/2021 14:40	0:02	SSA3	0.025	-0.001	Oversupply
9/8/2021 14:41	0:02	SSA2	0.096	-0.003	Oversupply
9/8/2021 14:42	0:38	KWPII	2.836000	19.167	Oversupply
9/8/2021 14:42	0:38	BS250	Data is not available	Data is not available	Oversupply
9/8/2021 14:42	0:38	SSA3	0.558280	0.013	Oversupply
9/8/2021 14:43	0:36	SSA2	1.654	-0.003	Oversupply
9/8/2021 15:19	0:02	SSA2	0.063559	0.004	Oversupply
9/8/2021 15:39	0:02	SSA3	0.010	1.788	Oversupply
9/8/2021 15:39	0:02	SSA2	0.024	2.738	Oversupply
9/8/2021 15:41	0:02	SSA3	0.010	1.013	Oversupply
9/8/2021 15:41	0:02	SSA2	0.024000	0.118	Oversupply
9/8/2021 15:43	0:01	BS250	Data is not available	Data is not available	Oversupply
9/8/2021 15:43	0:02	SSA3	0.012913	0.234	Oversupply
9/8/2021 15:43	0:02	SSA2	0.035	0.123	Oversupply
9/8/2021 15:44	0:01	KWPII	0.008452	17.307	Oversupply
9/8/2021 15:45	0:02	SSA3	0.019	0.613	Oversupply
9/8/2021 15:45	0:02	SSA2	0.061321	1.097	Oversupply
9/8/2021 15:47	0:02	SSA3	0.019	0.983	Oversupply
9/8/2021 15:47	0:02	SSA2	0.061321	1.829	Oversupply
9/8/2021 15:48	0:02	BS250	Data is not available	Data is not available	Oversupply
9/8/2021 15:49	0:01	KWPII	0.005	18.762	Oversupply
9/8/2021 15:49	0:02	SSA3	0.019149	-0.004	Oversupply
9/8/2021 15:49	0:02	SSA2	0.061	-0.003	Oversupply
9/8/2021 15:51	0:02	SSA3	0.019	-0.004	Oversupply
9/8/2021 15:51	0:02	SSA2	0.061	-0.003	Oversupply
9/8/2021 15:55	0:02	SSA2	0.061	0.215	Oversupply
9/8/2021 15:57	0:02	SSA3	0.020	1.208	Oversupply
9/8/2021 15:57	0:02	SSA2	0.061	1.224	Oversupply
9/8/2021 23:21	0:06	KWPII	0.115	19.169	Oversupply
9/9/2021 2:15	0:01	KWPII	0.006	18.931	Oversupply
9/9/2021 2:17	0:22	KWPII	0.354	19.167	Oversupply
9/9/2021 2:42	0:01	KWPII	0.001	18.769	Oversupply
9/9/2021 2:44	0:03	KWPII	0.030	18.613	Oversupply
9/9/2021 2:48	1:17	KWPII	1.356	19.204	Oversupply
9/9/2021 4:06	0:02	KWPII	0.006	19.058	Oversupply
9/9/2021 4:13	0:01	KWPII	0.001	19.127	Oversupply
9/9/2021 6:43	11:38	17-2	5.350	0.750	Facility Requested
9/9/2021 7:39	0:02	SSA2	0.006	0.364	Oversupply
9/9/2021 7:39	0:02	SSA3	0.010	0.778	Oversupply
9/9/2021 7:41	0:01	BS250	Data is not available	Data is not available	Oversupply
9/9/2021 7:41	0:02	SSA2	0.006	0.087	Oversupply
9/9/2021 7:41	0:02	SSA3	0.010	0.015	Oversupply
9/9/2021 7:43	0:09	BS250	Data is not available	Data is not available	Oversupply
9/9/2021 7:43	0:02	SSA2	0.008	0.053	Oversupply
9/9/2021 7:43	0:02	SSA3	0.017	0.087	Oversupply
9/9/2021 7:45	0:02	SSA2	0.019	0.004	Oversupply
9/9/2021 7:45	0:02	SSA3	0.032444	0.159	Oversupply
9/9/2021 7:47	0:06	SSA2	0.056	0.002	Oversupply
9/9/2021 7:47	0:44	SSA3	0.819	0.000	Oversupply
9/9/2021 7:48	0:44	KWPII	3.255	19.192	Oversupply
9/9/2021 7:53	0:02	SSA2	0.019	0.015	Oversupply
9/9/2021 7:54	0:37	BS250	Data is not available	Data is not available	Oversupply
9/9/2021 7:55	0:36	SSA2	0.522126	-0.009	Oversupply
9/9/2021 8:31	0:02	SSA2	0.008	0.135	Oversupply
9/9/2021 8:32	0:02	SSA3	0.008	0.270	Oversupply
9/9/2021 8:50	0:02	SSA3	0.035445	1.744	Oversupply
9/9/2021 8:51	3:15	SSA2	6.964	0.043	Oversupply
9/9/2021 8:52	3:15	KWPII	23.533910	19.155	Oversupply
9/9/2021 8:52	3:16	BS250	Data is not available	Data is not available	Oversupply
9/9/2021 8:52	3:16	SSA3	6.806	0.016	Oversupply
9/9/2021 12:07	0:02	SSA2	0.065	0.046	Oversupply



Maui Curtailment Report

Start Date and Time	Duration (minutes)	IPP Curtailed	Estimated Curtailed MWH	Peak MW Curtailed	Reasons for Curtailment
9/9/2021 12:08	0:02	SSA3	0.087	0.250	Oversupply
9/9/2021 12:09	0:02	SSA2	0.065953	0.203	Oversupply
9/9/2021 12:10	0:02	SSA3	0.087	0.054	Oversupply
9/9/2021 12:11	0:02	SSA2	0.065	0.464	Oversupply
9/9/2021 12:12	0:02	SSA3	0.087	0.619	Oversupply
9/9/2021 12:13	0:02	SSA2	0.066	0.206	Oversupply
9/9/2021 12:14	0:02	SSA3	0.083000	0.450	Oversupply
9/9/2021 12:15	0:02	SSA2	0.080	1.296	Oversupply
9/9/2021 12:16	0:04	SSA3	0.163	1.596	Oversupply
9/9/2021 12:19	0:02	SSA2	0.080	1.939	Oversupply
9/9/2021 12:20	0:02	BS250	Data is not available	Data is not available	Oversupply
9/9/2021 12:20	0:02	SSA3	0.081	0.095	Oversupply
9/9/2021 12:21	0:01	KWP11	0.018	16.580	Oversupply
9/9/2021 12:21	0:02	SSA2	0.080000	0.025	Oversupply
9/9/2021 12:22	0:02	SSA3	0.082	0.062	Oversupply
9/9/2021 12:23	0:02	SSA2	0.080	-0.003	Oversupply
9/9/2021 12:24	0:02	SSA3	0.082	0.126	Oversupply
9/9/2021 12:25	0:02	SSA2	0.080	-0.003	Oversupply
9/9/2021 12:26	0:02	SSA3	0.082	0.184	Oversupply
9/9/2021 12:27	0:02	SSA2	0.080	0.325	Oversupply
9/9/2021 12:28	0:02	SSA3	0.084	1.163	Oversupply
9/9/2021 12:29	0:02	SSA2	0.090	0.982	Oversupply
9/9/2021 12:30	0:40	KWP11	3.692	18.086	Oversupply
9/9/2021 12:30	0:39	BS250	Data is not available	Data is not available	Oversupply
9/9/2021 12:30	0:40	SSA3	1.769	0.002	Oversupply
9/9/2021 12:31	0:38	SSA2	1.704	-0.003	Oversupply
9/9/2021 13:09	0:02	SSA2	0.085	0.005	Oversupply
9/9/2021 13:10	0:02	SSA3	0.065	0.711	Oversupply
9/9/2021 13:11	0:02	SSA2	0.086	1.229	Oversupply
9/9/2021 13:12	0:02	SSA3	0.065000	0.994	Oversupply
9/9/2021 13:13	0:14	SSA2	0.599	1.109	Oversupply
9/9/2021 13:14	0:11	KWP11	0.602	17.979	Oversupply
9/9/2021 13:14	0:10	BS250	Data is not available	Data is not available	Oversupply
9/9/2021 13:14	0:10	SSA3	0.310	-0.004	Oversupply
9/9/2021 13:24	0:02	SSA3	0.062	0.081	Oversupply
9/9/2021 13:26	0:02	SSA3	0.062	0.114	Oversupply
9/9/2021 13:27	0:02	SSA2	0.085708	0.310	Oversupply
9/9/2021 13:28	0:02	SSA3	0.045	0.518	Oversupply
9/9/2021 13:29	0:02	SSA2	0.042	2.698	Oversupply
9/9/2021 13:30	0:02	SSA3	0.032	2.617	Oversupply
9/9/2021 13:31	0:02	SSA2	0.031	2.112	Oversupply
9/9/2021 13:32	0:02	SSA3	0.032	1.754	Oversupply
9/9/2021 13:33	0:02	SSA2	0.031	1.741	Oversupply
9/9/2021 13:34	0:02	SSA3	0.032	0.864	Oversupply
9/9/2021 13:35	0:02	SSA2	0.030	1.417	Oversupply
9/9/2021 13:36	0:02	SSA3	0.032	1.331	Oversupply
9/9/2021 13:40	0:02	SSA3	0.032	1.441	Oversupply
9/9/2021 13:41	0:02	SSA2	0.031	1.899	Oversupply
9/9/2021 13:42	0:02	SSA3	0.032	1.058	Oversupply
9/9/2021 13:43	0:02	SSA2	0.041	1.464	Oversupply
9/9/2021 13:45	0:02	SSA3	0.048	1.229	Oversupply
9/9/2021 13:45	0:02	SSA2	0.062	1.954	Oversupply
9/9/2021 13:49	0:02	SSA2	0.062000	2.736	Oversupply
9/9/2021 13:51	0:02	SSA3	0.047	1.812	Oversupply
9/9/2021 13:51	0:02	SSA2	0.063	1.047	Oversupply
9/9/2021 13:53	0:01	KWP11	0.006	17.626	Oversupply
9/9/2021 13:53	0:01	BS250	Data is not available	Data is not available	Oversupply
9/9/2021 13:53	0:02	SSA3	0.047	0.089	Oversupply
9/9/2021 13:53	0:02	SSA2	0.063	-0.003	Oversupply
9/9/2021 13:55	0:02	SSA3	0.047	0.559	Oversupply
9/9/2021 13:55	0:02	SSA2	0.063	-0.003	Oversupply
9/9/2021 13:59	0:02	SSA2	0.025519	0.349	Oversupply
9/9/2021 14:05	0:02	SSA3	0.012	2.211	Oversupply
9/9/2021 14:05	0:02	SSA2	0.019831	1.994	Oversupply
9/9/2021 14:11	0:02	SSA2	0.020	2.188	Oversupply
9/10/2021 6:53	11:30	17-2	4.669616	0.750	Facility Requested
9/10/2021 11:29	0:02	SSA3	0.009	2.021	Oversupply
9/10/2021 11:31	0:02	SSA3	0.012	2.634	Oversupply
9/10/2021 11:33	0:02	SSA3	0.012	2.107	Oversupply
9/10/2021 11:33	0:02	SSA2	0.012739	1.904	Oversupply
9/10/2021 11:35	0:02	SSA3	0.012	2.955	Oversupply
9/10/2021 11:37	0:02	SSA3	0.012	1.908	Oversupply
9/11/2021 6:37	11:44	17-2	5.512	0.750	Facility Requested



Maui Curtailment Report

Start Date and Time	Duration (minutes)	IPP Curtailed	Estimated Curtailed MWH	Peak MW Curtailed	Reasons for Curtailment
9/11/2021 8:47	0:02	SSA2	0.029884	1.406	Oversupply
9/11/2021 8:48	0:02	SSA3	0.035	1.777	Oversupply
9/11/2021 8:49	0:02	SSA2	0.030	0.031	Oversupply
9/11/2021 8:50	0:02	SSA3	0.035	1.029	Oversupply
9/11/2021 8:51	0:01	KWPPII	0.001247	16.058	Oversupply
9/11/2021 8:51	0:02	SSA2	0.030	0.143	Oversupply
9/11/2021 8:52	0:02	SSA3	0.035	0.129	Oversupply
9/11/2021 8:55	0:02	SSA2	0.030	1.011	Oversupply
9/11/2021 8:56	0:02	SSA3	0.034902	0.692	Oversupply
9/11/2021 8:57	0:01	KWPPII	0.001	15.445	Oversupply
9/11/2021 8:57	0:01	BS250	Data is not available	Data is not available	Oversupply
9/11/2021 8:57	0:02	SSA2	0.030	0.021	Oversupply
9/11/2021 8:58	0:02	SSA3	0.033235	0.030	Oversupply
9/11/2021 8:59	0:02	SSA2	0.019	-0.003	Oversupply
9/11/2021 9:00	0:02	SSA3	0.027	0.113	Oversupply
9/11/2021 9:01	0:02	SSA2	0.024	-0.003	Oversupply
9/11/2021 9:02	0:02	SSA3	0.027	0.122	Oversupply
9/11/2021 9:03	0:04	SSA2	0.048032	0.223	Oversupply
9/11/2021 9:07	0:02	SSA2	0.024	1.688	Oversupply
9/11/2021 9:08	0:02	SSA3	0.027	1.364	Oversupply
9/11/2021 9:09	0:02	SSA2	0.024016	1.518	Oversupply
9/11/2021 9:10	0:02	SSA3	0.027	1.870	Oversupply
9/11/2021 9:11	0:02	SSA2	0.023817	1.459	Oversupply
9/11/2021 9:12	0:02	SSA3	0.027	1.599	Oversupply
9/11/2021 9:13	0:02	SSA2	0.038	0.847	Oversupply
9/11/2021 9:14	0:02	SSA3	0.051623	0.863	Oversupply
9/11/2021 9:15	0:02	SSA2	0.060	0.470	Oversupply
9/11/2021 9:16	0:02	SSA3	0.070	0.700	Oversupply
9/11/2021 9:17	0:02	KWPPII	0.013	14.934	Oversupply
9/11/2021 9:17	0:02	BS250	Data is not available	Data is not available	Oversupply
9/11/2021 9:17	0:02	SSA2	0.060	0.024	Oversupply
9/11/2021 9:18	0:02	SSA3	0.070048	0.003	Oversupply
9/11/2021 9:19	0:02	SSA2	0.060	-0.003	Oversupply
9/11/2021 9:20	0:02	SSA3	0.069	0.142	Oversupply
9/11/2021 9:21	0:04	KWPPII	0.056000	14.405	Oversupply
9/11/2021 9:21	0:03	BS250	Data is not available	Data is not available	Oversupply
9/11/2021 9:21	0:04	SSA2	0.121	-0.003	Oversupply
9/11/2021 9:22	0:02	SSA3	0.070000	0.003	Oversupply
9/11/2021 9:24	0:02	SSA3	0.070	0.017	Oversupply
9/11/2021 9:25	2:18	BS250	Data is not available	Data is not available	Oversupply
9/11/2021 9:25	2:19	SSA2	5.632	0.000	Oversupply
9/11/2021 9:26	2:18	KWPPII	16.964000	16.522	Oversupply
9/11/2021 9:26	2:17	SSA3	4.641	0.012	Oversupply
9/11/2021 11:43	0:02	SSA3	0.061	0.189	Oversupply
9/11/2021 11:44	0:02	SSA2	0.096	-0.003	Oversupply
9/11/2021 11:45	0:36	KWPPII	4.037406	13.225	Oversupply
9/11/2021 11:45	0:02	SSA3	0.096	0.062	Oversupply
9/11/2021 11:46	2:18	BS250	Data is not available	Data is not available	Oversupply
9/11/2021 11:46	0:34	SSA2	1.635	-0.003	Oversupply
9/11/2021 11:47	0:34	SSA3	1.579	-0.002	Oversupply
9/11/2021 12:05	0:01	AWE	0.000	19.800	Oversupply
9/11/2021 12:09	0:01	AWE	0.003	20.000	Oversupply
9/11/2021 12:13	0:03	AWE	0.014838	19.000	Oversupply
9/11/2021 12:20	0:02	SSA2	0.096	0.124	Oversupply
9/11/2021 12:21	0:02	SSA3	0.076000	-0.001	Oversupply
9/11/2021 12:22	1:42	KWPPII	12.468	17.168	Oversupply
9/11/2021 12:22	1:37	SSA2	4.619000	0.001	Oversupply
9/11/2021 12:23	1:41	SSA3	2.734	-0.002	Oversupply
9/11/2021 13:59	0:02	SSA2	0.090000	-0.003	Oversupply
9/11/2021 14:01	0:04	SSA2	0.179	0.000	Oversupply
9/11/2021 14:04	0:02	SSA3	0.029703	0.141	Oversupply
9/11/2021 14:05	0:02	KWPPII	0.013	15.271	Oversupply
9/11/2021 14:05	0:03	BS250	Data is not available	Data is not available	Oversupply
9/11/2021 14:05	0:02	SSA2	0.090	0.000	Oversupply
9/11/2021 14:06	0:02	SSA3	0.029951	0.003	Oversupply
9/11/2021 14:07	0:02	SSA2	0.090	-0.003	Oversupply
9/11/2021 14:08	0:01	KWPPII	0.004314	14.483	Oversupply
9/11/2021 14:08	0:02	SSA3	0.030	0.074	Oversupply
9/11/2021 14:09	0:02	SSA2	0.090000	0.140	Oversupply
9/11/2021 14:10	0:02	SSA3	0.030	0.142	Oversupply
9/11/2021 14:11	0:02	SSA2	0.089	0.022	Oversupply
9/11/2021 14:12	0:02	SSA3	0.030	0.371	Oversupply
9/11/2021 14:13	0:02	SSA2	0.080	0.456	Oversupply



Maui Curtailment Report

Start Date and Time	Duration (minutes)	IPP Curtailed	Estimated Curtailed MWH	Peak MW Curtailed	Reasons for Curtailment
9/11/2021 14:14	0:02	SSA3	0.019	0.251	Oversupply
9/11/2021 14:15	0:02	SSA2	0.060	1.410	Oversupply
9/11/2021 14:16	0:03	KWP11	0.026	14.712	Oversupply
9/11/2021 14:16	0:02	BS250	Data is not available	Data is not available	Oversupply
9/11/2021 14:16	0:02	SSA3	0.015	0.003	Oversupply
9/11/2021 14:17	0:02	SSA2	0.060	0.000	Oversupply
9/11/2021 14:18	0:02	SSA3	0.015	0.107	Oversupply
9/11/2021 14:20	0:02	SSA3	0.015	0.134	Oversupply
9/11/2021 14:23	0:02	SSA2	0.060	0.306	Oversupply
9/11/2021 14:24	0:02	SSA3	0.015	0.208	Oversupply
9/11/2021 14:25	0:02	SSA2	0.060	2.318	Oversupply
9/11/2021 14:33	0:02	SSA3	0.005	1.150	Oversupply
9/11/2021 14:33	0:02	SSA2	0.031	2.315	Oversupply
9/11/2021 14:37	0:02	SSA3	0.005	0.125	Oversupply
9/11/2021 14:37	0:02	SSA2	0.031	2.434	Oversupply
9/11/2021 14:39	0:02	SSA3	0.004689	0.383	Oversupply
9/11/2021 14:39	0:02	SSA2	0.030	1.271	Oversupply
9/11/2021 14:41	0:02	SSA3	0.005	0.783	Oversupply
9/11/2021 14:41	0:02	SSA2	0.031	2.456	Oversupply
9/11/2021 14:43	0:02	SSA3	0.003	0.760	Oversupply
9/11/2021 14:43	0:02	SSA2	0.026	0.881	Oversupply
9/11/2021 14:49	0:02	SSA3	0.005	0.785	Oversupply
9/11/2021 14:51	0:02	SSA3	0.005	0.902	Oversupply
9/11/2021 14:51	0:02	SSA2	0.008	1.185	Oversupply
9/11/2021 14:59	0:02	SSA3	-0.007372	2.824	Oversupply
9/12/2021 2:50	1:49	KWP11	11.486	17.705	Oversupply
9/12/2021 5:35	0:16	KWP11	0.488721	17.712	Oversupply
9/12/2021 6:39	0:22	BS250	Data is not available	Data is not available	Oversupply
9/12/2021 6:39	0:22	SSA3	0.040222	0.024	Oversupply
9/12/2021 6:40	11:43	17-2	5.830	0.750	Facility Requested
9/12/2021 6:41	0:22	KWP11	1.309	17.701	Oversupply
9/12/2021 6:41	0:22	SSA2	0.028	0.002	Oversupply
9/12/2021 7:24	0:02	SSA3	0.003	0.760	Oversupply
9/12/2021 7:27	0:01	BS250	Data is not available	Data is not available	Oversupply
9/12/2021 7:27	0:02	SSA2	0.000	0.276	Oversupply
9/12/2021 7:35	0:12	SSA2	0.106	0.287	Oversupply
9/12/2021 7:36	0:10	BS250	Data is not available	Data is not available	Oversupply
9/12/2021 7:36	0:10	SSA3	0.091	0.342	Oversupply
9/12/2021 7:37	0:10	KWP11	0.268	17.703	Oversupply
9/12/2021 7:46	0:02	SSA3	0.023	0.084	Oversupply
9/12/2021 7:51	0:02	SSA2	0.019	0.721	Oversupply
9/12/2021 7:52	0:02	SSA3	0.023	0.420	Oversupply
9/12/2021 7:53	1:02	BS250	Data is not available	Data is not available	Oversupply
9/12/2021 7:53	1:02	SSA2	0.829	0.014	Oversupply
9/12/2021 7:54	1:02	SSA3	1.395668	0.013	Oversupply
9/12/2021 7:56	1:00	KWP11	9.948	17.711	Oversupply
9/12/2021 8:45	0:03	AWE	0.040	21.000	Oversupply
9/12/2021 8:49	0:02	AWE	0.006	21.000	Oversupply
9/12/2021 8:57	1:33	BS250	Data is not available	Data is not available	Oversupply
9/12/2021 8:58	1:32	KWP11	10.137	17.714	Oversupply
9/12/2021 8:58	1:33	SSA2	2.659053	0.701	Oversupply
9/12/2021 8:58	1:31	SSA3	3.218	0.002	Oversupply
9/12/2021 10:29	0:02	SSA3	0.037249	0.002	Oversupply
9/12/2021 10:30	0:02	SSA2	0.085	0.812	Oversupply
9/12/2021 10:31	1:25	SSA3	2.813000	0.005	Oversupply
9/12/2021 10:32	1:25	BS250	Data is not available	Data is not available	Oversupply
9/12/2021 10:32	1:24	SSA2	3.735000	0.016	Oversupply
9/12/2021 10:33	1:24	KWP11	16.915	17.695	Oversupply
9/12/2021 11:15	0:01	AWE	0.010817	20.100	Oversupply
9/12/2021 11:23	0:01	AWE	0.010	18.000	Oversupply
9/12/2021 11:48	0:01	AWE	0.000065	18.200	Oversupply
9/12/2021 11:56	0:02	SSA3	0.056	0.001	Oversupply
9/12/2021 11:57	0:02	SSA2	0.080219	0.552	Oversupply
9/12/2021 11:58	1:53	BS250	Data is not available	Data is not available	Oversupply
9/12/2021 11:58	1:53	SSA3	3.628827	0.009	Oversupply
9/12/2021 11:59	1:53	KWP11	31.274	17.653	Oversupply
9/12/2021 11:59	1:53	SSA2	3.271	0.014	Oversupply
9/12/2021 12:03	0:01	AWE	0.008073	21.000	Oversupply
9/12/2021 12:07	0:12	AWE	0.163	21.000	Oversupply
9/12/2021 12:20	0:09	AWE	0.365	20.200	Oversupply
9/12/2021 12:38	0:16	AWE	0.472592	21.000	Oversupply
9/12/2021 13:01	0:06	AWE	0.060	21.000	Oversupply
9/12/2021 13:10	0:05	AWE	0.054830	21.000	Oversupply



Maui Curtailment Report

Start Date and Time	Duration (minutes)	IPP Curtailed	Estimated Curtailed MWH	Peak MW Curtailed	Reasons for Curtailment
9/12/2021 13:16	0:03	AWE	0.050	21.000	Oversupply
9/12/2021 13:21	0:27	AWE	1.042889	21.000	Oversupply
9/12/2021 13:51	0:02	SSA3	0.075	0.264	Oversupply
9/12/2021 13:52	0:02	SSA2	0.089742	0.687	Oversupply
9/12/2021 13:53	1:26	BS250	Data is not available	Data is not available	Oversupply
9/12/2021 13:53	1:27	SSA3	3.715436	1.179	Oversupply
9/12/2021 13:54	1:26	KWP1I	14.797	17.710	Oversupply
9/12/2021 13:54	1:26	SSA2	3.499527	0.521	Oversupply
9/12/2021 15:20	0:02	SSA3	0.043	0.180	Oversupply
9/12/2021 15:20	0:02	SSA2	0.037019	0.111	Oversupply
9/12/2021 15:22	0:02	SSA3	0.042	1.557	Oversupply
9/12/2021 15:22	0:02	SSA2	0.037	0.590	Oversupply
9/12/2021 15:24	0:02	SSA3	0.043082	0.604	Oversupply
9/12/2021 15:24	0:02	SSA2	0.037	1.194	Oversupply
9/12/2021 15:28	0:02	SSA3	0.037240	2.308	Oversupply
9/12/2021 15:28	0:02	SSA2	0.025	1.908	Oversupply
9/12/2021 15:30	0:02	SSA3	0.002708	0.876	Oversupply
9/12/2021 15:30	0:02	SSA2	0.008	1.994	Oversupply
9/12/2021 15:32	0:02	SSA3	0.002708	1.575	Oversupply
9/12/2021 15:32	0:02	SSA2	0.008	1.611	Oversupply
9/12/2021 15:38	0:02	SSA2	0.007772	2.696	Oversupply
9/13/2021 4:35	0:07	KWP1I	0.123	17.714	Oversupply
9/13/2021 6:42	11:38	17-2	4.910	0.750	Facility Requested
9/13/2021 8:28	0:02	SSA2	0.001	0.257	Oversupply
9/13/2021 8:28	0:02	SSA3	0.013	0.240	Oversupply
9/13/2021 8:30	0:04	SSA2	0.041	0.021	Oversupply
9/13/2021 8:30	0:06	SSA3	0.091	0.012	Oversupply
9/13/2021 8:31	0:05	BS250	Data is not available	Data is not available	Oversupply
9/13/2021 8:33	0:02	KWP1I	0.021	17.706	Oversupply
9/13/2021 8:34	0:02	SSA2	0.020	0.005	Oversupply
9/13/2021 8:36	0:02	SSA2	0.020	0.381	Oversupply
9/13/2021 8:36	0:02	SSA3	0.030	0.354	Oversupply
9/13/2021 8:38	0:02	SSA2	0.020	0.502	Oversupply
9/13/2021 8:38	0:02	SSA3	0.030	0.266	Oversupply
9/13/2021 9:12	0:02	SSA2	0.004	1.838	Oversupply
9/13/2021 9:13	0:02	SSA3	0.009	2.004	Oversupply
9/13/2021 9:14	0:02	SSA2	0.029	0.026	Oversupply
9/13/2021 9:15	0:02	SSA3	0.034	0.350	Oversupply
9/13/2021 9:17	0:02	SSA2	0.027	1.254	Oversupply
9/13/2021 9:17	0:02	SSA3	0.034	1.940	Oversupply
9/13/2021 9:19	0:02	SSA2	0.027245	1.322	Oversupply
9/13/2021 9:23	0:02	SSA2	0.027	1.544	Oversupply
9/13/2021 9:23	0:02	SSA3	0.034	1.977	Oversupply
9/13/2021 9:25	0:02	SSA2	0.027	0.395	Oversupply
9/13/2021 9:25	0:02	SSA3	0.034	1.239	Oversupply
9/13/2021 9:26	0:12	BS250	Data is not available	Data is not available	Oversupply
9/13/2021 9:27	0:12	KWP1I	0.266	17.662	Oversupply
9/13/2021 9:27	0:02	SSA2	0.027	0.004	Oversupply
9/13/2021 9:27	0:12	SSA3	0.305	0.008	Oversupply
9/13/2021 9:29	0:02	SSA2	0.034000	0.012	Oversupply
9/13/2021 9:31	0:08	SSA2	0.202	-0.003	Oversupply
9/13/2021 9:39	0:02	SSA2	0.050	0.094	Oversupply
9/13/2021 9:39	0:02	SSA3	0.057	0.212	Oversupply
9/13/2021 9:41	0:02	SSA3	0.056	1.882	Oversupply
9/13/2021 9:43	0:02	SSA2	0.047	1.631	Oversupply
9/13/2021 9:43	0:02	SSA3	0.048	0.517	Oversupply
9/13/2021 9:47	0:02	SSA3	0.021	2.320	Oversupply
9/13/2021 9:49	0:02	SSA2	0.016	0.026	Oversupply
9/13/2021 9:49	0:02	SSA3	0.021	0.017	Oversupply
9/13/2021 9:51	0:02	SSA2	0.017	0.572	Oversupply
9/13/2021 9:51	0:02	SSA3	0.021000	1.431	Oversupply
9/13/2021 9:53	0:02	SSA2	0.017	2.377	Oversupply
9/13/2021 9:53	0:02	SSA3	0.021	0.588	Oversupply
9/13/2021 10:07	0:02	SSA3	0.014995	2.075	Oversupply
9/13/2021 10:13	0:02	SSA2	0.011	0.965	Oversupply
9/13/2021 10:13	0:02	SSA3	0.016	0.104	Oversupply
9/13/2021 10:15	0:02	SSA2	0.008	0.908	Oversupply
9/13/2021 10:15	0:02	SSA3	0.020	1.437	Oversupply
9/13/2021 10:19	0:02	SSA2	0.008	1.258	Oversupply
9/13/2021 10:19	0:02	SSA3	0.020	2.606	Oversupply
9/13/2021 10:21	0:02	SSA2	0.008	0.380	Oversupply
9/13/2021 10:21	0:02	SSA3	0.020	0.952	Oversupply
9/13/2021 10:23	0:02	SSA3	0.021	2.431	Oversupply



Maui Curtailment Report

Start Date and Time	Duration (minutes)	IPP Curtailed	Estimated Curtailed MWH	Peak MW Curtailed	Reasons for Curtailment
9/13/2021 10:29	0:02	SSA2	0.004492	1.087	Oversupply
9/13/2021 10:37	0:02	SSA3	0.023	2.793	Oversupply
9/13/2021 10:39	0:02	SSA2	0.003	0.696	Oversupply
9/13/2021 10:39	0:02	SSA3	0.024	0.528	Oversupply
9/13/2021 10:41	0:02	SSA3	0.023000	2.762	Oversupply
9/13/2021 10:48	0:02	SSA3	0.021	2.787	Oversupply
9/13/2021 10:49	0:02	SSA2	0.004000	0.437	Oversupply
9/13/2021 10:50	0:02	SSA3	0.021	0.168	Oversupply
9/13/2021 10:59	0:02	SSA2	0.001	0.172	Oversupply
9/13/2021 11:03	0:02	SSA2	0.010	1.297	Oversupply
9/13/2021 11:04	0:02	SSA3	0.025208	1.435	Oversupply
9/13/2021 11:05	0:02	SSA2	0.010	0.753	Oversupply
9/13/2021 11:06	0:02	SSA3	0.025000	1.733	Oversupply
9/13/2021 11:15	0:02	SSA2	0.034	1.284	Oversupply
9/13/2021 11:16	0:02	SSA3	0.057	0.685	Oversupply
9/13/2021 11:17	0:01	BS250	Data is not available	Data is not available	Oversupply
9/13/2021 11:17	0:02	SSA2	0.034000	0.133	Oversupply
9/13/2021 11:18	0:02	SSA3	0.057	0.489	Oversupply
9/13/2021 11:19	0:02	SSA2	0.034000	0.124	Oversupply
9/13/2021 11:20	0:02	SSA3	0.057	0.622	Oversupply
9/13/2021 11:21	0:02	SSA2	0.033908	0.729	Oversupply
9/13/2021 11:22	0:02	SSA3	0.057	0.923	Oversupply
9/13/2021 11:26	0:02	SSA3	0.057475	2.892	Oversupply
9/13/2021 11:27	0:14	SSA2	0.467	0.027	Oversupply
9/13/2021 11:28	0:02	SSA3	0.065000	0.100	Oversupply
9/13/2021 11:29	0:13	BS250	Data is not available	Data is not available	Oversupply
9/13/2021 11:30	0:12	KWP11	0.604000	15.712	Oversupply
9/13/2021 11:30	0:12	SSA3	0.579	-0.002	Oversupply
9/13/2021 11:41	0:02	SSA2	0.077332	0.002	Oversupply
9/13/2021 11:42	0:02	SSA3	0.096	0.085	Oversupply
9/13/2021 11:43	0:02	SSA2	0.072415	0.121	Oversupply
9/13/2021 11:45	0:02	SSA2	0.078	0.135	Oversupply
9/13/2021 11:46	0:02	SSA3	0.082	0.175	Oversupply
9/13/2021 11:47	0:02	SSA2	0.078191	0.010	Oversupply
9/13/2021 11:48	0:01	KWP11	0.011	16.161	Oversupply
9/13/2021 11:48	0:01	BS250	Data is not available	Data is not available	Oversupply
9/13/2021 11:48	0:02	SSA3	0.083000	0.008	Oversupply
9/13/2021 11:49	0:02	SSA2	0.078	0.366	Oversupply
9/13/2021 11:50	0:02	SSA3	0.083019	1.847	Oversupply
9/13/2021 11:51	0:02	SSA2	0.078	1.840	Oversupply
9/13/2021 11:52	0:02	SSA3	0.083019	1.765	Oversupply
9/13/2021 11:53	0:08	SSA2	0.308	0.020	Oversupply
9/13/2021 11:54	0:07	KWP11	0.234	15.898	Oversupply
9/13/2021 11:54	0:07	BS250	Data is not available	Data is not available	Oversupply
9/13/2021 11:54	0:06	SSA3	0.246	0.021	Oversupply
9/13/2021 12:00	0:02	SSA3	0.074	0.000	Oversupply
9/13/2021 12:02	0:02	SSA2	0.074	0.719	Oversupply
9/13/2021 12:02	0:02	SSA3	0.073	1.074	Oversupply
9/13/2021 12:04	0:02	SSA2	0.075	1.131	Oversupply
9/13/2021 12:04	0:02	SSA3	0.074	1.418	Oversupply
9/13/2021 12:06	0:02	SSA2	0.074	0.381	Oversupply
9/13/2021 12:06	0:02	SSA3	0.074	0.108	Oversupply
9/13/2021 12:08	0:02	SSA2	0.074953	1.282	Oversupply
9/13/2021 12:08	0:02	SSA3	0.074	0.162	Oversupply
9/13/2021 12:10	0:02	SSA2	0.074953	0.411	Oversupply
9/13/2021 12:10	0:02	SSA3	0.074	0.607	Oversupply
9/13/2021 12:11	0:01	BS250	Data is not available	Data is not available	Oversupply
9/13/2021 12:12	0:02	SSA2	0.074000	0.062	Oversupply
9/13/2021 12:12	0:02	SSA3	0.074	0.778	Oversupply
9/13/2021 12:14	0:02	SSA2	0.061231	0.366	Oversupply
9/13/2021 12:14	0:02	SSA3	0.044	0.304	Oversupply
9/13/2021 12:16	0:02	SSA2	0.032	1.371	Oversupply
9/13/2021 12:16	0:02	SSA3	0.038653	1.207	Oversupply
9/13/2021 12:18	0:02	SSA2	0.033	0.757	Oversupply
9/13/2021 12:18	0:02	SSA3	0.039	1.539	Oversupply
9/13/2021 12:26	0:02	SSA2	0.032438	3.030	Oversupply
9/13/2021 12:26	0:02	SSA3	0.039	2.932	Oversupply
9/13/2021 12:28	0:02	SSA2	0.034	0.866	Oversupply
9/13/2021 12:28	0:02	SSA3	0.056	1.405	Oversupply
9/13/2021 12:30	0:02	SSA2	0.072000	0.902	Oversupply
9/13/2021 12:30	0:02	SSA3	0.050	1.459	Oversupply
9/13/2021 12:32	0:02	SSA2	0.072264	0.635	Oversupply
9/13/2021 12:32	0:06	SSA3	0.150	0.553	Oversupply



Maui Curtailment Report

Start Date and Time	Duration (minutes)	IPP Curtailed	Estimated Curtailed MWH	Peak MW Curtailed	Reasons for Curtailment
9/13/2021 12:33	0:06	KWPII	0.120498	19.050	Oversupply
9/13/2021 12:33	0:05	BS250	Data is not available	Data is not available	Oversupply
9/13/2021 12:34	0:04	SSA2	0.143931	0.011	Oversupply
9/13/2021 12:38	0:02	SSA2	0.072	-0.003	Oversupply
9/13/2021 12:38	0:02	SSA3	0.050	0.058	Oversupply
9/13/2021 12:39	0:01	BS250	Data is not available	Data is not available	Oversupply
9/13/2021 12:40	0:02	SSA2	0.072000	0.137	Oversupply
9/13/2021 12:40	0:02	SSA3	0.050	0.447	Oversupply
9/13/2021 12:42	0:02	SSA2	0.072	1.721	Oversupply
9/13/2021 12:42	0:02	SSA3	0.050	1.783	Oversupply
9/13/2021 12:44	0:02	SSA2	0.065	2.310	Oversupply
9/13/2021 12:44	0:02	SSA3	0.038	0.086	Oversupply
9/13/2021 12:46	0:02	SSA2	0.060	0.930	Oversupply
9/13/2021 12:46	0:02	SSA3	0.068	0.085	Oversupply
9/13/2021 12:48	0:02	SSA2	0.060	1.505	Oversupply
9/13/2021 12:48	0:02	SSA3	0.068	1.600	Oversupply
9/13/2021 12:50	0:02	SSA2	0.060	0.242	Oversupply
9/13/2021 12:52	0:02	SSA2	0.060	2.068	Oversupply
9/13/2021 12:53	0:02	SSA3	0.068	1.076	Oversupply
9/13/2021 12:56	0:02	SSA2	0.060	2.380	Oversupply
9/13/2021 12:57	0:02	SSA3	0.068	0.212	Oversupply
9/13/2021 12:58	0:02	SSA2	0.066	0.618	Oversupply
9/13/2021 12:59	0:30	KWPII	2.085	19.100	Oversupply
9/13/2021 12:59	0:29	BS250	Data is not available	Data is not available	Oversupply
9/13/2021 12:59	0:30	SSA3	1.406	0.038	Oversupply
9/13/2021 13:00	0:28	SSA2	1.067	0.000	Oversupply
9/13/2021 13:28	0:02	SSA2	0.083	0.027	Oversupply
9/13/2021 13:29	0:02	SSA3	0.075	0.915	Oversupply
9/13/2021 13:30	0:02	SSA2	0.049	0.498	Oversupply
9/13/2021 13:33	0:02	SSA3	0.039	1.488	Oversupply
9/13/2021 13:34	0:02	SSA2	0.049	1.776	Oversupply
9/13/2021 13:35	0:02	SSA3	0.040	0.111	Oversupply
9/13/2021 13:36	0:01	KWPII	0.009	17.917	Oversupply
9/13/2021 13:36	0:02	SSA2	0.049408	0.059	Oversupply
9/13/2021 13:37	0:02	SSA3	0.039	0.588	Oversupply
9/13/2021 13:38	0:02	SSA2	0.049	1.548	Oversupply
9/13/2021 13:39	0:02	SSA3	0.038630	1.645	Oversupply
9/13/2021 13:45	0:02	SSA3	0.010	0.504	Oversupply
9/13/2021 13:46	0:02	SSA2	0.036	1.128	Oversupply
9/13/2021 13:47	0:02	SSA3	0.009611	0.246	Oversupply
9/13/2021 13:55	0:02	SSA3	0.010	0.618	Oversupply
9/13/2021 13:56	0:02	SSA2	0.036000	1.602	Oversupply
9/13/2021 13:57	0:02	SSA3	0.010	0.173	Oversupply
9/13/2021 13:58	0:02	SSA2	0.056964	0.258	Oversupply
9/13/2021 13:59	0:05	BS250	Data is not available	Data is not available	Oversupply
9/13/2021 13:59	0:02	SSA3	0.020170	0.017	Oversupply
9/13/2021 14:00	0:02	KWPII	0.018	19.106	Oversupply
9/13/2021 14:00	0:04	SSA2	0.168306	0.003	Oversupply
9/13/2021 14:01	0:02	SSA3	0.081	-0.003	Oversupply
9/13/2021 14:03	0:02	SSA3	0.081083	0.013	Oversupply
9/13/2021 14:04	0:02	SSA2	0.085	-0.003	Oversupply
9/13/2021 14:05	0:28	BS250	Data is not available	Data is not available	Oversupply
9/13/2021 14:05	0:28	SSA3	0.997	-0.006	Oversupply
9/13/2021 14:06	0:27	KWPII	0.960881	19.010	Oversupply
9/13/2021 14:06	0:26	SSA2	1.016	0.004	Oversupply
9/13/2021 14:32	0:02	SSA2	0.044	0.052	Oversupply
9/13/2021 14:34	0:02	SSA3	0.049387	0.098	Oversupply
9/13/2021 14:34	0:02	SSA2	0.044	1.767	Oversupply
9/13/2021 14:36	0:02	SSA3	0.049387	0.288	Oversupply
9/13/2021 14:36	0:02	SSA2	0.044	3.065	Oversupply
9/13/2021 14:38	0:02	SSA3	0.049	0.813	Oversupply
9/13/2021 14:38	0:02	SSA2	0.044	0.810	Oversupply
9/13/2021 19:19	0:01	AWE	0.003	0.200	Oversupply
9/14/2021 2:46	0:34	KWPII	0.673	19.169	Oversupply
9/14/2021 3:24	0:01	KWPII	0.014	18.840	Oversupply
9/14/2021 6:51	11:26	17-2	4.213	0.750	Facility Requested
9/14/2021 11:12	0:02	BS250	Data is not available	Data is not available	Oversupply
9/14/2021 11:12	0:02	SSA2	0.014	0.218	Oversupply
9/14/2021 11:12	0:04	SSA3	0.015453	0.092	Oversupply
9/14/2021 11:13	0:03	KWPII	0.037	20.077	Oversupply
9/14/2021 11:14	0:02	SSA2	0.041044	-0.003	Oversupply
9/14/2021 11:16	0:02	SSA2	0.080	-0.003	Oversupply
9/14/2021 11:16	0:02	SSA3	0.053	0.845	Oversupply



Maui Curtailment Report

Start Date and Time	Duration (minutes)	IPP Curtailed	Estimated Curtailed MWH	Peak MW Curtailed	Reasons for Curtailment
9/14/2021 11:18	0:02	SSA2	0.080	-0.003	Oversupply
9/14/2021 11:18	0:02	SSA3	0.053000	1.705	Oversupply
9/14/2021 11:20	0:02	SSA2	0.080	0.595	Oversupply
9/14/2021 11:20	0:02	SSA3	0.052559	0.089	Oversupply
9/14/2021 11:22	0:02	SSA2	0.080	0.706	Oversupply
9/14/2021 11:22	0:02	SSA3	0.052559	0.113	Oversupply
9/14/2021 11:23	0:02	BS250	Data is not available	Data is not available	Oversupply
9/14/2021 11:24	0:02	KWP	0.044	17.916	Oversupply
9/14/2021 11:24	0:02	SSA2	0.079081	0.006	Oversupply
9/14/2021 11:24	0:02	SSA3	0.053	0.009	Oversupply
9/14/2021 11:26	0:02	SSA2	0.080	-0.003	Oversupply
9/14/2021 11:26	0:02	SSA3	0.052994	0.933	Oversupply
9/14/2021 18:22	0:02	17-2	0.001	0.022	Facility Requested
9/15/2021 6:48	11:34	17-2	6.058	0.750	Facility Requested
9/15/2021 13:51	0:02	SSA2	0.014453	2.901	Oversupply
9/15/2021 13:53	0:02	SSA2	0.014	1.439	Oversupply
9/15/2021 13:54	0:02	SSA3	0.009	1.557	Oversupply
9/15/2021 13:55	0:02	SSA2	0.014	1.301	Oversupply
9/15/2021 13:56	0:02	SSA3	0.009	1.863	Oversupply
9/15/2021 13:59	0:02	SSA2	0.025	2.909	Oversupply
9/15/2021 14:00	0:02	SSA3	0.028	2.783	Oversupply
9/15/2021 14:01	0:02	SSA2	0.026	2.761	Oversupply
9/15/2021 14:02	0:02	SSA3	0.028	2.288	Oversupply
9/15/2021 14:03	0:02	SSA2	0.027	2.699	Oversupply
9/15/2021 14:04	0:02	SSA3	0.028	2.631	Oversupply
9/15/2021 14:05	0:02	SSA2	0.026	2.234	Oversupply
9/15/2021 14:06	0:02	SSA3	0.028	2.136	Oversupply
9/15/2021 14:07	0:02	SSA2	0.027	2.645	Oversupply
9/15/2021 14:08	0:02	SSA3	0.028	2.214	Oversupply
9/15/2021 14:09	0:02	SSA2	0.027	0.983	Oversupply
9/15/2021 14:10	0:02	SSA3	0.028	1.127	Oversupply
9/15/2021 14:11	0:02	SSA2	0.026	1.076	Oversupply
9/15/2021 14:12	0:02	SSA3	0.027897	1.086	Oversupply
9/15/2021 14:13	0:02	SSA2	0.019	2.800	Oversupply
9/15/2021 14:14	0:02	SSA3	0.017119	1.965	Oversupply
9/15/2021 14:15	0:02	SSA2	0.009	2.121	Oversupply
9/15/2021 14:16	0:02	SSA3	0.014	0.374	Oversupply
9/15/2021 14:17	0:02	SSA2	0.009	2.565	Oversupply
9/15/2021 14:18	0:02	SSA3	0.014000	2.122	Oversupply
9/15/2021 14:19	0:02	SSA2	0.009	2.145	Oversupply
9/15/2021 14:22	0:02	SSA3	0.014	2.859	Oversupply
9/16/2021 6:33	11:41	17-2	4.619	0.750	Facility Requested
9/16/2021 8:16	10:08	SSA2	14.369	0.260	System Constraint
9/16/2021 12:13	0:02	SSA3	0.019	0.403	Oversupply
9/16/2021 12:14	0:01	BS250	Data is not available	Data is not available	Oversupply
9/16/2021 12:15	0:02	SSA3	0.018639	0.186	Oversupply
9/16/2021 12:37	0:02	SSA3	0.006	2.842	Oversupply
9/16/2021 12:39	0:02	SSA3	0.006492	2.560	Oversupply
9/16/2021 13:21	0:06	KWP	0.052	6.277	Oversupply
9/16/2021 13:21	0:05	BS250	Data is not available	Data is not available	Oversupply
9/16/2021 13:21	0:06	SSA3	0.104	0.996	Oversupply
9/16/2021 17:07	0:01	KWP	0.000879	13.108	System Constraint
9/16/2021 17:12	0:01	KWP	0.001	13.213	System Constraint
9/16/2021 17:23	0:02	KWP	0.001	13.266	System Constraint
9/16/2021 17:55	0:01	KWP	0.001758	13.160	System Constraint
9/16/2021 17:58	0:01	KWP	0.001	13.055	System Constraint
9/16/2021 18:00	0:01	KWP	0.000	13.002	System Constraint
9/16/2021 18:04	0:01	KWP	0.000879	13.108	System Constraint
9/16/2021 18:08	0:02	KWP	0.002	13.160	System Constraint
9/16/2021 18:23	0:01	KWP	0.001	13.213	System Constraint
9/16/2021 18:25	0:01	KWP	0.001	13.160	System Constraint
9/16/2021 18:38	0:01	KWP	0.001000	13.160	System Constraint
9/16/2021 18:48	0:01	KWP	0.001	13.108	System Constraint
9/16/2021 18:57	0:01	KWP	0.001	13.055	System Constraint
9/16/2021 19:00	0:02	KWP	0.000916	13.108	System Constraint
9/16/2021 19:57	0:01	KWP	0.001	16.167	System Constraint
9/17/2021 0:42	3:31	KWP	19.333783	19.211	Oversupply
9/17/2021 4:20	0:03	KWP	0.039	19.210	Oversupply
9/17/2021 4:27	0:55	KWP	6.316900	19.211	Oversupply
9/17/2021 5:27	0:01	KWP	0.000	19.211	Oversupply
9/17/2021 6:43	11:34	17-2	4.384	0.750	Facility Requested
9/17/2021 7:16	0:02	SSA3	0.000	0.323	Oversupply
9/17/2021 8:40	0:02	SSA2	0.011234	1.010	Oversupply



Maui Curtailment Report

Start Date and Time	Duration (minutes)	IPP Curtailed	Estimated Curtailed MWH	Peak MW Curtailed	Reasons for Curtailment
9/17/2021 8:41	0:02	SSA3	0.011	0.338	Oversupply
9/17/2021 8:43	0:02	SSA2	0.011	0.682	Oversupply
9/17/2021 8:43	0:02	SSA3	0.003367	0.129	Oversupply
9/17/2021 8:45	0:02	SSA2	0.003	0.870	Oversupply
9/17/2021 8:45	0:02	SSA3	0.000	0.777	Oversupply
9/17/2021 8:47	0:02	SSA2	0.003074	0.632	Oversupply
9/17/2021 8:49	0:02	SSA2	0.003	0.849	Oversupply
9/17/2021 8:49	0:02	SSA3	0.000408	1.998	Oversupply
9/17/2021 9:28	0:02	SSA3	0.003	1.101	Oversupply
9/17/2021 9:29	0:02	SSA2	0.020	0.450	Oversupply
9/17/2021 9:30	0:02	SSA3	0.064437	0.117	Oversupply
9/17/2021 9:31	0:43	BS250	Data is not available	Data is not available	Oversupply
9/17/2021 9:31	0:02	SSA2	0.041	0.429	Oversupply
9/17/2021 9:32	0:44	SSA3	1.600	0.092	Oversupply
9/17/2021 9:33	0:42	SSA2	1.384	0.006	Oversupply
9/17/2021 9:34	0:41	KWPPI	5.036	17.714	Oversupply
9/17/2021 10:15	0:02	SSA2	0.033	0.118	Oversupply
9/17/2021 10:22	0:02	SSA3	0.041	1.017	Oversupply
9/17/2021 10:23	0:02	SSA2	0.033	1.040	Oversupply
9/17/2021 10:24	2:55	BS250	Data is not available	Data is not available	Oversupply
9/17/2021 10:24	2:55	SSA3	6.444	0.062	Oversupply
9/17/2021 10:25	3:17	SSA2	5.078	-0.002	Oversupply
9/17/2021 10:26	2:53	KWPPI	35.848	19.211	Oversupply
9/17/2021 10:52	0:01	AWE	0.005	21.000	Oversupply
9/17/2021 10:54	0:22	AWE	0.680	21.000	Oversupply
9/17/2021 13:08	0:05	AWE	0.079000	21.000	Oversupply
9/17/2021 13:19	0:02	SSA3	0.069	0.413	Oversupply
9/17/2021 13:20	0:29	BS250	Data is not available	Data is not available	Oversupply
9/17/2021 13:21	0:22	KWPPI	3.231	17.714	Oversupply
9/17/2021 13:22	0:22	SSA3	0.704237	0.005	Oversupply
9/17/2021 13:42	0:02	SSA2	0.050	-0.001	Oversupply
9/17/2021 13:44	0:02	SSA3	0.059	0.023	Oversupply
9/17/2021 13:44	0:06	SSA2	0.091235	0.019	Oversupply
9/17/2021 13:45	0:05	KWPPI	0.059	17.708	Oversupply
9/17/2021 13:46	0:06	SSA3	0.132	0.062	Oversupply
9/17/2021 13:50	0:02	SSA2	0.023	0.118	Oversupply
9/17/2021 13:51	0:02	BS250	Data is not available	Data is not available	Oversupply
9/17/2021 13:52	0:03	KWPPI	0.032	17.656	Oversupply
9/17/2021 13:52	0:02	SSA3	0.044000	0.000	Oversupply
9/17/2021 13:52	0:02	SSA2	0.023	0.002	Oversupply
9/17/2021 13:54	0:02	SSA3	0.044058	-0.004	Oversupply
9/17/2021 13:54	0:02	SSA2	0.023	0.098	Oversupply
9/17/2021 13:56	0:02	SSA3	0.044	0.129	Oversupply
9/17/2021 13:56	0:02	SSA2	0.022819	0.142	Oversupply
9/17/2021 13:58	0:02	SSA3	0.037	0.141	Oversupply
9/17/2021 13:58	0:02	SSA2	0.011000	0.638	Oversupply
9/17/2021 14:28	0:02	SSA3	0.024	1.565	Oversupply
9/17/2021 14:29	1:11	KWPPI	9.267000	17.710	Oversupply
9/17/2021 14:29	1:11	BS250	Data is not available	Data is not available	Oversupply
9/17/2021 14:29	0:02	SSA2	0.019	0.478	Oversupply
9/17/2021 14:30	1:11	SSA3	2.745036	0.000	Oversupply
9/17/2021 14:31	1:10	SSA2	2.426	-0.003	Oversupply
9/17/2021 15:41	0:02	SSA3	0.061	0.102	Oversupply
9/17/2021 15:41	0:02	SSA2	0.074000	0.090	Oversupply
9/17/2021 15:43	0:02	SSA3	0.060	0.927	Oversupply
9/17/2021 15:43	0:02	SSA2	0.065652	0.118	Oversupply
9/17/2021 15:45	0:06	KWPPI	0.077	17.626	Oversupply
9/17/2021 15:45	0:05	BS250	Data is not available	Data is not available	Oversupply
9/17/2021 15:45	0:02	SSA3	0.045	0.138	Oversupply
9/17/2021 15:45	0:02	SSA2	0.055	0.066	Oversupply
9/17/2021 15:47	0:04	SSA3	0.090661	0.007	Oversupply
9/17/2021 15:47	0:04	SSA2	0.111	-0.003	Oversupply
9/17/2021 15:51	0:02	SSA3	0.045	0.052	Oversupply
9/17/2021 15:51	0:02	SSA2	0.054848	-0.003	Oversupply
9/17/2021 15:53	0:02	SSA3	0.045	0.119	Oversupply
9/17/2021 15:53	0:02	SSA2	0.055305	0.594	Oversupply
9/17/2021 15:55	0:02	SSA3	0.045	0.934	Oversupply
9/17/2021 15:55	0:02	SSA2	0.055000	1.764	Oversupply
9/17/2021 15:57	0:02	SSA3	0.045	0.534	Oversupply
9/17/2021 15:59	0:02	SSA3	0.021064	1.883	Oversupply
9/17/2021 15:59	0:02	SSA2	0.012	2.779	Oversupply
9/18/2021 1:00	0:24	KWPPI	1.104353	19.211	Oversupply
9/18/2021 1:36	0:21	KWPPI	0.675	19.211	Oversupply



Maui Curtailment Report

Start Date and Time	Duration (minutes)	IPP Curtailed	Estimated Curtailed MWH	Peak MW Curtailed	Reasons for Curtailment
9/18/2021 2:14	2:27	KWPII	21.173289	19.211	Oversupply
9/18/2021 6:06	0:26	KWPII	1.375	19.211	Oversupply
9/18/2021 6:10	0:21	BS250	Data is not available	Data is not available	Oversupply
9/18/2021 6:34	0:27	BS250	Data is not available	Data is not available	Oversupply
9/18/2021 6:36	0:25	KWPII	1.248	19.211	Oversupply
9/18/2021 6:36	0:26	SSA3	0.075039	0.023	Oversupply
9/18/2021 6:36	0:24	SSA2	0.025	0.003	Oversupply
9/18/2021 6:41	0:07	17-2	0.002	0.020	Facility Requested
9/18/2021 6:56	11:04	17-2	3.202	0.750	Facility Requested
9/18/2021 7:07	4:47	BS250	Data is not available	Data is not available	Oversupply
9/18/2021 7:07	0:02	SSA3	0.011	0.349	Oversupply
9/18/2021 7:09	4:46	KWPII	64.500	19.211	Oversupply
9/18/2021 7:09	4:47	SSA3	9.535	-0.002	Oversupply
9/18/2021 7:09	4:46	SSA2	6.415000	-0.002	Oversupply
9/18/2021 9:47	0:20	AWE	0.237	20.200	Oversupply
9/18/2021 10:08	0:16	AWE	0.192648	20.200	Oversupply
9/18/2021 10:27	0:07	AWE	0.068	17.600	Oversupply
9/18/2021 10:40	0:13	AWE	0.128327	17.700	Oversupply
9/18/2021 10:55	0:01	AWE	0.011	17.600	Oversupply
9/18/2021 10:57	0:14	AWE	0.148292	17.700	Oversupply
9/18/2021 11:12	0:15	AWE	0.126	14.500	Oversupply
9/18/2021 11:28	0:08	AWE	0.068	14.500	Oversupply
9/18/2021 11:41	0:03	AWE	0.022	14.500	Oversupply
9/18/2021 11:48	0:03	AWE	0.011197	14.500	Oversupply
9/18/2021 11:54	0:02	SSA2	0.075	-0.003	Oversupply
9/18/2021 11:55	0:02	SSA3	0.096	0.086	Oversupply
9/18/2021 11:56	1:44	BS250	Data is not available	Data is not available	Oversupply
9/18/2021 11:56	1:45	SSA2	3.397	0.227	Oversupply
9/18/2021 11:57	1:44	KWPII	18.674	19.211	Oversupply
9/18/2021 11:57	1:45	SSA3	4.965	0.007	Oversupply
9/18/2021 12:24	0:02	AWE	0.031639	20.600	Facility Requested
9/18/2021 13:24	0:03	AWE	0.026	20.000	Oversupply
9/18/2021 13:30	0:04	AWE	0.035	20.100	Oversupply
9/18/2021 13:35	0:01	AWE	0.003	20.000	Oversupply
9/18/2021 13:42	0:42	BS250	Data is not available	Data is not available	Oversupply
9/18/2021 13:43	0:41	KWPII	4.799	19.211	Oversupply
9/18/2021 13:43	0:42	SSA2	1.341	0.129	Oversupply
9/18/2021 13:44	0:40	SSA3	1.495	-0.002	Oversupply
9/18/2021 14:30	0:02	SSA3	0.066	1.708	Oversupply
9/18/2021 14:31	0:02	SSA2	0.046	1.329	Oversupply
9/18/2021 14:32	0:02	SSA3	0.066	0.116	Oversupply
9/18/2021 14:33	0:02	SSA2	0.047	1.450	Oversupply
9/18/2021 14:34	0:02	SSA3	0.066	2.640	Oversupply
9/18/2021 14:35	0:02	SSA2	0.047	1.980	Oversupply
9/18/2021 14:36	0:02	SSA3	0.065000	0.905	Oversupply
9/18/2021 14:37	0:02	SSA2	0.046	0.407	Oversupply
9/18/2021 14:38	0:02	SSA3	0.066	0.465	Oversupply
9/18/2021 14:39	0:02	SSA2	0.047	0.270	Oversupply
9/18/2021 14:40	0:01	BS250	Data is not available	Data is not available	Oversupply
9/18/2021 14:41	0:02	SSA3	0.065	0.830	Oversupply
9/18/2021 14:41	0:02	SSA2	0.046773	0.439	Oversupply
9/18/2021 14:43	1:18	BS250	Data is not available	Data is not available	Oversupply
9/18/2021 14:43	0:02	SSA3	0.066	0.963	Oversupply
9/18/2021 14:43	1:18	SSA2	2.739202	0.079	Oversupply
9/18/2021 14:44	1:18	KWPII	11.378	19.211	Oversupply
9/18/2021 14:45	1:19	SSA3	2.395508	-0.002	Oversupply
9/18/2021 16:02	0:02	SSA2	0.028	-0.001	Oversupply
9/18/2021 16:03	0:02	SSA3	0.002338	0.545	Oversupply
9/18/2021 16:04	0:02	SSA2	0.028	0.106	Oversupply
9/18/2021 23:58	0:04	KWPII	0.039912	19.071	Oversupply
9/19/2021 0:03	0:08	KWPII	0.109	19.177	Oversupply
9/19/2021 0:20	0:02	KWPII	0.018369	18.935	Oversupply
9/19/2021 0:23	0:01	KWPII	0.001	18.810	Oversupply
9/19/2021 0:29	0:01	KWPII	0.002416	18.109	Oversupply
9/19/2021 6:38	0:08	BS250	Data is not available	Data is not available	Oversupply
9/19/2021 6:38	0:09	KWPII	0.252615	18.826	Oversupply
9/19/2021 6:38	0:08	SSA3	0.003	0.039	Oversupply
9/19/2021 6:39	0:08	SSA2	0.003858	0.002	Oversupply
9/19/2021 6:55	11:26	17-2	5.120	0.750	Facility Requested
9/19/2021 8:02	0:02	SSA2	0.027911	0.702	Oversupply
9/19/2021 8:02	1:06	BS250	Data is not available	Data is not available	Oversupply
9/19/2021 8:03	0:02	SSA3	0.028	0.006	Oversupply
9/19/2021 8:04	1:05	KWPII	13.497744	18.769	Oversupply



Maui Curtailment Report

Start Date and Time	Duration (minutes)	IPP Curtailed	Estimated Curtailed MWH	Peak MW Curtailed	Reasons for Curtailment
9/19/2021 8:04	0:02	SSA2	0.028	0.009	Oversupply
9/19/2021 8:05	1:05	SSA3	1.379	-0.003	Oversupply
9/19/2021 8:06	1:02	SSA2	0.933	-0.003	Oversupply
9/19/2021 8:25	0:02	AWE	0.012314	21.000	Oversupply
9/19/2021 8:36	0:01	AWE	0.002	20.700	Oversupply
9/19/2021 8:41	0:05	AWE	0.088041	21.000	Oversupply
9/19/2021 8:48	0:02	AWE	0.022	21.000	Oversupply
9/19/2021 8:52	0:04	AWE	0.111	21.000	Oversupply
9/19/2021 8:58	0:07	AWE	0.074962	21.000	Oversupply
9/19/2021 9:08	0:02	SSA2	0.039	0.023	Oversupply
9/19/2021 9:09	0:02	SSA3	0.062808	0.198	Oversupply
9/19/2021 9:10	1:11	BS250	Data is not available	Data is not available	Oversupply
9/19/2021 9:10	0:02	SSA2	0.038735	0.558	Oversupply
9/19/2021 9:11	1:11	KWPPII	13.817	16.056	Oversupply
9/19/2021 9:11	1:11	SSA3	2.774530	0.179	Oversupply
9/19/2021 9:12	1:10	SSA2	2.277	0.012	Oversupply
9/19/2021 9:22	0:01	AWE	0.001975	21.000	Oversupply
9/19/2021 9:26	0:51	AWE	5.407	21.000	Oversupply
9/19/2021 10:22	0:02	SSA3	0.090839	-0.003	Oversupply
9/19/2021 10:22	0:02	SSA2	0.050	0.246	Oversupply
9/19/2021 10:23	4:30	BS250	Data is not available	Data is not available	Oversupply
9/19/2021 10:24	3:01	KWPPII	44.708	17.532	Oversupply
9/19/2021 10:24	4:30	SSA3	11.998959	0.012	Oversupply
9/19/2021 10:24	4:30	SSA2	10.672	0.003	Oversupply
9/19/2021 10:31	0:01	AWE	0.008073	21.000	Oversupply
9/19/2021 10:33	0:24	AWE	1.505	21.000	Oversupply
9/19/2021 11:07	0:20	AWE	0.643	21.000	Oversupply
9/19/2021 11:29	0:03	AWE	0.053	21.000	Oversupply
9/19/2021 11:35	0:14	AWE	0.460	21.000	Oversupply
9/19/2021 11:53	0:01	AWE	0.003	21.000	Oversupply
9/19/2021 11:57	0:15	AWE	0.239	21.000	Oversupply
9/19/2021 12:15	0:01	AWE	0.001	21.000	Oversupply
9/19/2021 12:48	0:02	AWE	0.019	21.000	Oversupply
9/19/2021 12:55	0:04	AWE	0.070	21.000	Oversupply
9/19/2021 13:09	0:02	AWE	0.006	21.000	Oversupply
9/19/2021 13:15	0:05	AWE	0.066	21.000	Oversupply
9/19/2021 13:26	1:27	KWPPII	15.228	17.690	Oversupply
9/19/2021 13:42	0:01	AWE	0.001	21.000	Oversupply
9/19/2021 14:54	0:02	SSA2	0.076	0.313	Oversupply
9/19/2021 14:54	0:02	SSA3	0.087	-0.003	Oversupply
9/19/2021 14:56	0:02	SSA2	0.077	1.481	Oversupply
9/19/2021 14:56	0:02	SSA3	0.087	0.041	Oversupply
9/19/2021 14:58	0:04	SSA2	0.150	1.563	Oversupply
9/19/2021 14:58	0:02	SSA3	0.083	0.868	Oversupply
9/19/2021 15:00	0:02	SSA3	0.073	1.003	Oversupply
9/19/2021 15:02	0:02	SSA2	0.074	0.072	Oversupply
9/19/2021 15:02	0:02	SSA3	0.073	1.102	Oversupply
9/19/2021 15:04	0:02	SSA2	0.072971	0.091	Oversupply
9/19/2021 15:04	0:02	SSA3	0.073	1.048	Oversupply
9/19/2021 15:06	0:02	SSA2	0.074	0.857	Oversupply
9/19/2021 15:06	0:02	SSA3	0.073	0.814	Oversupply
9/19/2021 15:08	0:02	SSA2	0.073	0.712	Oversupply
9/19/2021 15:08	0:02	SSA3	0.073878	0.119	Oversupply
9/19/2021 15:09	0:28	KWPPII	1.178	17.684	Oversupply
9/19/2021 15:09	0:30	BS250	Data is not available	Data is not available	Oversupply
9/19/2021 15:10	0:30	SSA2	1.163	0.033	Oversupply
9/19/2021 15:11	0:26	SSA3	0.902844	-0.005	Oversupply
9/19/2021 15:37	0:02	SSA3	0.065	-0.004	Oversupply
9/19/2021 15:39	0:01	KWPPII	0.000	17.680	Oversupply
9/19/2021 15:39	0:02	SSA3	0.064725	0.007	Oversupply
9/19/2021 15:40	0:01	BS250	Data is not available	Data is not available	Oversupply
9/19/2021 15:40	0:02	SSA2	0.071	0.182	Oversupply
9/19/2021 15:41	0:02	SSA3	0.065	0.241	Oversupply
9/19/2021 15:42	0:02	SSA2	0.070	0.014	Oversupply
9/19/2021 15:43	0:02	SSA3	0.061614	0.068	Oversupply
9/19/2021 15:44	0:02	SSA2	0.011	1.210	Oversupply
9/20/2021 2:00	0:01	KWPPII	0.006411	7.159	Oversupply
9/20/2021 2:45	0:11	KWPPII	0.234	10.966	Oversupply
9/20/2021 6:31	11:45	17-2	5.038	0.750	Facility Requested
9/20/2021 7:49	0:06	BS250	Data is not available	Data is not available	Oversupply
9/20/2021 7:50	0:06	KWPPII	0.140	15.472	Oversupply
9/20/2021 7:51	0:12	SSA2	0.026561	0.006	Oversupply
9/20/2021 7:51	0:12	SSA3	0.113	0.028	Oversupply



Maui Curtailment Report

Start Date and Time	Duration (minutes)	IPP Curtailed	Estimated Curtailed MWH	Peak MW Curtailed	Reasons for Curtailment
9/20/2021 7:57	0:07	KWP/II	0.175969	17.406	Oversupply
9/20/2021 7:57	0:05	BS250	Data is not available	Data is not available	Oversupply
9/20/2021 8:03	0:01	BS250	Data is not available	Data is not available	Oversupply
9/20/2021 8:03	0:02	SSA2	0.003833	0.011	Oversupply
9/20/2021 8:03	0:02	SSA3	0.011	-0.001	Oversupply
9/20/2021 8:31	0:35	KWP/II	3.776934	17.625	Oversupply
9/20/2021 8:31	0:34	BS250	Data is not available	Data is not available	Oversupply
9/20/2021 8:31	0:36	SSA2	0.720633	0.029	Oversupply
9/20/2021 8:31	0:34	SSA3	0.948	0.022	Oversupply
9/20/2021 9:05	0:02	SSA3	0.063568	0.000	Oversupply
9/20/2021 9:06	0:01	BS250	Data is not available	Data is not available	Oversupply
9/20/2021 9:07	0:01	KWP/II	0.009	16.663	Oversupply
9/20/2021 9:07	0:02	SSA2	0.054	0.093	Oversupply
9/20/2021 9:07	0:02	SSA3	0.063568	0.071	Oversupply
9/20/2021 9:08	0:10	BS250	Data is not available	Data is not available	Oversupply
9/20/2021 9:09	0:10	KWP/II	0.264986	16.915	Oversupply
9/20/2021 9:09	0:10	SSA2	0.204	0.001	Oversupply
9/20/2021 9:10	0:10	SSA3	0.318801	-0.002	Oversupply
9/20/2021 9:19	0:02	SSA2	0.022	0.152	Oversupply
9/20/2021 9:20	0:02	SSA3	0.065	0.809	Oversupply
9/20/2021 9:21	0:02	SSA2	0.021611	0.265	Oversupply
9/20/2021 9:22	0:56	KWP/II	6.102	17.296	Oversupply
9/20/2021 9:22	0:56	BS250	Data is not available	Data is not available	Oversupply
9/20/2021 9:22	0:02	SSA3	0.065637	1.089	Oversupply
9/20/2021 9:23	0:56	SSA2	0.918	0.024	Oversupply
9/20/2021 9:24	0:54	SSA3	2.038	0.009	Oversupply
9/20/2021 10:18	0:02	SSA3	0.082	0.095	Oversupply
9/20/2021 10:20	0:01	BS250	Data is not available	Data is not available	Oversupply
9/20/2021 10:20	0:02	SSA2	0.054	0.120	Oversupply
9/20/2021 10:20	0:02	SSA3	0.081675	0.896	Oversupply
9/20/2021 10:21	0:02	KWP/II	0.010	16.423	Oversupply
9/20/2021 10:22	0:02	SSA2	0.054	0.000	Oversupply
9/20/2021 10:22	0:02	SSA3	0.081675	0.003	Oversupply
9/20/2021 10:24	0:03	BS250	Data is not available	Data is not available	Oversupply
9/20/2021 10:24	0:02	SSA2	0.053	0.202	Oversupply
9/20/2021 10:24	0:02	SSA3	0.082	0.037	Oversupply
9/20/2021 10:25	0:02	KWP/II	0.038	17.232	Oversupply
9/20/2021 10:26	0:02	SSA2	0.054	0.019	Oversupply
9/20/2021 10:26	0:02	SSA3	0.081675	0.014	Oversupply
9/20/2021 10:28	0:02	SSA2	0.052	0.718	Oversupply
9/20/2021 10:30	0:02	SSA2	0.057956	1.427	Oversupply
9/20/2021 10:30	0:02	SSA3	0.056	2.164	Oversupply
9/20/2021 10:32	0:02	SSA2	0.058	1.097	Oversupply
9/20/2021 10:32	0:02	SSA3	0.056486	0.313	Oversupply
9/20/2021 10:34	0:02	SSA2	0.058	1.832	Oversupply
9/20/2021 10:34	0:02	SSA3	0.056	1.543	Oversupply
9/20/2021 10:36	0:02	SSA2	0.058	0.249	Oversupply
9/20/2021 10:36	0:02	SSA3	0.056	0.030	Oversupply
9/20/2021 10:38	0:02	SSA2	0.058	0.923	Oversupply
9/20/2021 10:38	0:02	SSA3	0.056023	0.193	Oversupply
9/20/2021 10:40	0:02	SSA2	0.058	1.010	Oversupply
9/20/2021 10:40	0:02	SSA3	0.056486	0.828	Oversupply
9/20/2021 10:41	0:36	KWP/II	7.360	17.702	Oversupply
9/20/2021 10:41	0:36	BS250	Data is not available	Data is not available	Oversupply
9/20/2021 10:42	0:36	SSA2	1.467	0.000	Oversupply
9/20/2021 10:42	0:34	SSA3	1.543	0.005	Oversupply
9/20/2021 11:06	0:04	AWE	0.088773	21.000	Oversupply
9/20/2021 11:17	0:02	SSA3	0.088	0.007	Oversupply
9/20/2021 11:18	0:02	SSA2	0.070986	1.286	Oversupply
9/20/2021 11:19	3:38	KWP/II	30.930	17.673	Oversupply
9/20/2021 11:19	3:37	BS250	Data is not available	Data is not available	Oversupply
9/20/2021 11:19	3:38	SSA3	9.630	2.049	Oversupply
9/20/2021 11:20	3:37	SSA2	9.665137	0.026	Oversupply
9/20/2021 14:57	0:02	SSA3	0.059	0.214	Oversupply
9/20/2021 14:57	0:02	SSA2	0.079518	0.926	Oversupply
9/20/2021 16:29	0:02	SSA3	0.010	0.175	Oversupply
9/20/2021 16:30	0:02	SSA2	0.016271	0.185	Oversupply
9/20/2021 16:31	0:05	BS250	Data is not available	Data is not available	Oversupply
9/20/2021 16:31	0:02	SSA3	0.025218	0.109	Oversupply
9/20/2021 16:32	0:03	KWP/II	0.072	16.891	Oversupply
9/20/2021 16:32	0:04	SSA2	0.032407	0.029	Oversupply
9/20/2021 16:33	0:02	SSA3	0.025	0.006	Oversupply
9/20/2021 16:35	0:02	SSA3	0.025218	0.005	Oversupply



Maui Curtailment Report

Start Date and Time	Duration (minutes)	IPP Curtailed	Estimated Curtailed MWH	Peak MW Curtailed	Reasons for Curtailment
9/20/2021 16:36	0:02	SSA2	0.016	0.036	Oversupply
9/20/2021 16:37	0:06	BS250	Data is not available	Data is not available	Oversupply
9/20/2021 16:37	0:04	SSA3	0.050	0.063	Oversupply
9/20/2021 16:38	0:04	SSA2	0.032542	0.053	Oversupply
9/20/2021 16:39	0:04	KWPPII	0.055	17.599	Oversupply
9/20/2021 16:41	0:02	SSA3	0.025	0.028	Oversupply
9/20/2021 16:42	0:02	SSA2	0.016136	0.017	Oversupply
9/20/2021 16:43	0:02	SSA3	0.015	0.348	Oversupply
9/20/2021 23:15	0:01	KWPPII	0.000	17.214	Oversupply
9/20/2021 23:17	0:02	KWPPII	0.005397	17.296	Oversupply
9/20/2021 23:26	0:12	KWPPII	0.316	17.486	Oversupply
9/21/2021 1:08	2:06	KWPPII	24.243	17.701	Oversupply
9/21/2021 1:50	0:04	AWE	0.014294	21.000	Oversupply
9/21/2021 2:31	0:01	AWE	0.003	19.000	Oversupply
9/21/2021 2:46	0:02	AWE	0.002559	20.300	Oversupply
9/21/2021 2:55	0:01	AWE	0.002	18.300	Oversupply
9/21/2021 2:58	0:11	AWE	0.103050	21.000	Oversupply
9/21/2021 3:16	2:48	KWPPII	17.462	17.714	Oversupply
9/21/2021 6:43	11:37	17-2	2.155383	0.750	Facility Requested
9/21/2021 8:34	0:02	SSA2	0.015	0.859	Oversupply
9/21/2021 8:36	0:02	SSA2	0.015030	0.812	Oversupply
9/21/2021 8:38	0:02	SSA3	0.017	0.071	Oversupply
9/21/2021 8:38	0:02	SSA2	0.014783	0.270	Oversupply
9/21/2021 8:40	0:02	SSA3	0.018	0.030	Oversupply
9/21/2021 8:40	0:06	SSA2	0.034596	0.297	Oversupply
9/21/2021 8:41	0:02	BS250	Data is not available	Data is not available	Oversupply
9/21/2021 8:42	0:01	KWPPII	0.026194	17.252	Oversupply
9/21/2021 8:42	0:02	SSA3	0.017	0.010	Oversupply
9/21/2021 8:44	0:01	BS250	Data is not available	Data is not available	Oversupply
9/21/2021 8:44	0:02	SSA3	0.024	0.122	Oversupply
9/21/2021 8:45	0:01	KWPPII	0.010026	15.978	Oversupply
9/21/2021 8:46	0:02	SSA3	0.018	0.075	Oversupply
9/21/2021 8:46	0:02	SSA2	0.014	0.126	Oversupply
9/21/2021 8:47	0:01	BS250	Data is not available	Data is not available	Oversupply
9/21/2021 8:48	0:01	KWPPII	0.003000	16.140	Oversupply
9/21/2021 8:48	0:02	SSA3	0.018	0.075	Oversupply
9/21/2021 8:48	0:02	SSA2	0.013728	0.257	Oversupply
9/21/2021 8:50	0:01	BS250	Data is not available	Data is not available	Oversupply
9/21/2021 8:50	0:02	SSA3	0.017744	0.269	Oversupply
9/21/2021 8:50	0:02	SSA2	0.014	0.252	Oversupply
9/21/2021 8:51	0:01	KWPPII	0.004	16.187	Oversupply
9/21/2021 8:52	0:02	SSA3	0.018	0.426	Oversupply
9/21/2021 8:52	0:02	SSA2	0.013615	0.057	Oversupply
9/21/2021 8:54	0:02	SSA3	0.018	0.890	Oversupply
9/21/2021 8:56	0:02	SSA2	0.014000	1.321	Oversupply
9/21/2021 9:00	0:04	SSA3	0.013	0.584	Oversupply
9/21/2021 9:00	0:02	SSA2	0.008	0.450	Oversupply
9/21/2021 9:02	0:02	SSA2	0.008000	1.247	Oversupply
9/21/2021 9:04	0:02	SSA3	0.007	0.296	Oversupply
9/21/2021 9:04	0:02	SSA2	0.008	1.314	Oversupply
9/21/2021 9:06	0:02	SSA3	0.007	1.195	Oversupply
9/21/2021 9:14	0:02	SSA3	0.002328	1.150	Oversupply
9/21/2021 9:14	0:02	SSA2	-0.006	1.854	Oversupply
9/21/2021 9:45	0:02	SSA2	0.046868	2.036	Oversupply
9/21/2021 9:46	0:02	SSA3	0.036	0.489	Oversupply
9/21/2021 9:47	0:02	SSA2	0.046481	1.692	Oversupply
9/21/2021 9:48	0:02	SSA3	0.035	0.332	Oversupply
9/21/2021 9:49	0:02	SSA2	0.046481	0.055	Oversupply
9/21/2021 9:50	0:02	SSA3	0.035	0.110	Oversupply
9/21/2021 9:51	0:02	SSA2	0.046481	0.229	Oversupply
9/21/2021 9:52	0:02	BS250	Data is not available	Data is not available	Oversupply
9/21/2021 9:53	0:02	SSA3	0.034928	0.085	Oversupply
9/21/2021 9:53	0:01	KWPPII	0.000	17.701	Oversupply
9/21/2021 9:53	0:02	SSA2	0.046868	0.001	Oversupply
9/21/2021 9:55	0:02	SSA3	0.035	0.381	Oversupply
9/21/2021 9:55	0:02	SSA2	0.046868	0.142	Oversupply
9/21/2021 10:19	0:02	SSA2	-0.004	2.320	Oversupply
9/21/2021 10:19	0:02	SSA3	-0.002	1.573	Oversupply
9/21/2021 11:11	0:02	SSA2	0.018204	0.047	Oversupply
9/21/2021 11:11	0:02	SSA3	0.015	0.186	Oversupply
9/21/2021 11:13	0:48	SSA2	1.409591	0.174	Oversupply
9/21/2021 11:13	0:02	SSA3	0.029	0.764	Oversupply
9/21/2021 11:14	0:47	BS250	Data is not available	Data is not available	Oversupply



Maui Curtailment Report

Start Date and Time	Duration (minutes)	IPP Curtailed	Estimated Curtailed MWH	Peak MW Curtailed	Reasons for Curtailment
9/21/2021 11:15	0:46	KWPPII	4.340	17.740	Oversupply
9/21/2021 11:15	0:46	SSA3	1.916356	0.003	Oversupply
9/21/2021 12:01	0:02	SSA2	0.008	0.565	Oversupply
9/21/2021 12:02	0:02	SSA3	0.031	0.128	Oversupply
9/21/2021 12:48	0:02	SSA2	0.024726	1.342	Oversupply
9/21/2021 12:50	0:02	SSA2	0.025	0.188	Oversupply
9/21/2021 12:50	0:02	SSA3	0.045	0.704	Oversupply
9/21/2021 12:51	0:06	BS250	Data is not available	Data is not available	Oversupply
9/21/2021 12:52	0:06	SSA2	0.074	0.279	Oversupply
9/21/2021 12:52	0:06	SSA3	0.137233	0.372	Oversupply
9/21/2021 12:53	0:04	KWPPII	0.092	17.738	Oversupply
9/21/2021 12:58	0:02	SSA2	0.023	0.013	Oversupply
9/21/2021 12:58	0:02	SSA3	0.033	0.070	Oversupply
9/21/2021 13:00	0:02	SSA2	0.005603	0.197	Oversupply
9/21/2021 13:00	0:02	SSA3	0.021	0.082	Oversupply
9/21/2021 13:02	0:02	SSA2	0.005557	0.445	Oversupply
9/21/2021 13:02	0:02	SSA3	0.021	1.371	Oversupply
9/21/2021 13:04	0:02	SSA2	0.005603	0.958	Oversupply
9/21/2021 13:04	0:02	SSA3	0.021	1.852	Oversupply
9/21/2021 13:08	0:02	SSA2	0.005603	1.170	Oversupply
9/21/2021 13:08	0:02	SSA3	0.021	0.759	Oversupply
9/21/2021 13:14	0:02	SSA2	0.006481	1.347	Oversupply
9/21/2021 13:14	0:02	SSA3	0.001	2.876	Oversupply
9/21/2021 13:16	0:02	SSA2	0.002977	0.158	Oversupply
9/21/2021 13:16	0:02	SSA3	0.012	1.073	Oversupply
9/21/2021 13:18	0:02	SSA2	0.002952	0.732	Oversupply
9/21/2021 13:18	0:02	SSA3	0.012	2.172	Oversupply
9/21/2021 14:11	0:02	SSA3	0.008441	2.609	Oversupply
9/21/2021 14:12	0:02	SSA2	0.004	1.441	Oversupply
9/21/2021 14:18	0:02	SSA2	0.024852	1.398	Oversupply
9/21/2021 14:19	0:02	SSA3	0.063	2.023	Oversupply
9/21/2021 14:20	0:02	SSA2	0.025	0.453	Oversupply
9/21/2021 14:21	0:02	SSA3	0.063	0.536	Oversupply
9/21/2021 14:22	0:03	BS250	Data is not available	Data is not available	Oversupply
9/21/2021 14:22	0:04	SSA2	0.050	0.029	Oversupply
9/21/2021 14:23	0:03	KWPPII	0.025	17.734	Oversupply
9/21/2021 14:23	0:02	SSA3	0.062244	0.017	Oversupply
9/21/2021 14:25	0:02	SSA3	0.063	0.029	Oversupply
9/22/2021 0:56	0:38	KWPPII	7.107	17.744	Oversupply
9/22/2021 1:23	0:02	AWE	0.026278	21.000	Oversupply
9/22/2021 1:26	0:01	AWE	0.003	19.800	Oversupply
9/22/2021 1:36	3:10	KWPPII	28.723299	17.744	Oversupply
9/22/2021 4:55	0:03	KWPPII	0.069	17.744	Oversupply
9/22/2021 6:48	11:29	17-2	5.884000	0.750	Facility Requested
9/22/2021 7:19	0:02	SSA2	0.012	0.170	Oversupply
9/22/2021 7:20	0:02	BS250	Data is not available	Data is not available	Oversupply
9/22/2021 7:20	0:02	SSA3	0.017	0.531	Oversupply
9/22/2021 7:21	0:02	KWPPII	0.026	17.737	Oversupply
9/22/2021 7:21	0:10	SSA2	0.054	0.001	Oversupply
9/22/2021 7:22	0:02	SSA3	0.017	-0.002	Oversupply
9/22/2021 7:23	0:10	BS250	Data is not available	Data is not available	Oversupply
9/22/2021 7:24	0:04	KWPPII	0.052	17.705	Oversupply
9/22/2021 7:24	0:08	SSA3	0.071	-0.002	Oversupply
9/22/2021 7:29	0:04	KWPPII	0.047	17.681	Oversupply
9/22/2021 7:35	0:02	SSA2	0.011	0.155	Oversupply
9/22/2021 7:36	0:01	BS250	Data is not available	Data is not available	Oversupply
9/22/2021 7:36	0:02	SSA3	0.021	0.143	Oversupply
9/22/2021 7:37	0:01	KWPPII	0.011	17.710	Oversupply
9/22/2021 7:41	0:01	BS250	Data is not available	Data is not available	Oversupply
9/22/2021 7:42	0:01	KWPPII	0.019	17.255	Oversupply
9/22/2021 7:49	0:02	SSA2	0.012	0.076	Oversupply
9/22/2021 7:50	0:02	SSA3	0.019	0.072	Oversupply
9/22/2021 7:52	0:02	SSA3	0.019207	1.013	Oversupply
9/22/2021 7:53	0:02	SSA2	0.012	0.087	Oversupply
9/22/2021 7:54	0:02	BS250	Data is not available	Data is not available	Oversupply
9/22/2021 7:54	0:02	SSA3	0.019	0.262	Oversupply
9/22/2021 7:55	0:01	KWPPII	0.007283	17.737	Oversupply
9/22/2021 7:56	0:02	SSA2	0.012	0.052	Oversupply
9/22/2021 7:56	0:02	SSA3	0.019207	0.015	Oversupply
9/22/2021 7:58	0:02	SSA2	0.013	0.452	Oversupply
9/22/2021 7:58	0:02	SSA3	0.021518	0.135	Oversupply
9/22/2021 8:00	0:03	KWPPII	0.025	17.692	Oversupply
9/22/2021 8:00	0:02	BS250	Data is not available	Data is not available	Oversupply



Maui Curtailment Report

Start Date and Time	Duration (minutes)	IPP Curtailed	Estimated Curtailed MWH	Peak MW Curtailed	Reasons for Curtailment
9/22/2021 8:00	0:02	SSA2	0.023	0.058	Oversupply
9/22/2021 8:00	0:02	SSA3	0.036389	0.042	Oversupply
9/22/2021 8:02	0:02	SSA2	0.023	0.023	Oversupply
9/22/2021 8:02	0:02	SSA3	0.036995	0.000	Oversupply
9/22/2021 8:04	0:02	SSA2	0.023	0.213	Oversupply
9/22/2021 8:04	0:02	SSA3	0.036692	0.389	Oversupply
9/22/2021 8:06	0:02	SSA2	0.023	0.074	Oversupply
9/22/2021 8:06	0:02	SSA3	0.036692	0.114	Oversupply
9/22/2021 8:08	0:04	BS250	Data is not available	Data is not available	Oversupply
9/22/2021 8:08	0:02	SSA2	0.023000	0.064	Oversupply
9/22/2021 8:08	0:04	SSA3	0.074	0.035	Oversupply
9/22/2021 8:09	0:03	KWPPI	0.031	17.743	Oversupply
9/22/2021 8:10	0:02	SSA2	0.023414	0.003	Oversupply
9/22/2021 8:14	0:02	SSA2	0.027	0.592	Oversupply
9/22/2021 8:14	0:02	SSA3	0.039106	0.031	Oversupply
9/22/2021 8:15	0:01	BS250	Data is not available	Data is not available	Oversupply
9/22/2021 8:16	0:02	SSA2	0.037251	0.053	Oversupply
9/22/2021 8:16	0:02	SSA3	0.046	0.062	Oversupply
9/22/2021 8:17	0:54	BS250	Data is not available	Data is not available	Oversupply
9/22/2021 8:18	2:59	SSA2	6.011	0.016	Oversupply
9/22/2021 8:18	0:52	SSA3	1.460578	0.001	Oversupply
9/22/2021 8:19	0:53	KWPPI	4.101	17.743	Oversupply
9/22/2021 9:11	0:02	SSA3	0.066273	-0.002	Oversupply
9/22/2021 9:12	2:04	BS250	Data is not available	Data is not available	Oversupply
9/22/2021 9:13	0:05	KWPPI	0.143729	16.206	Oversupply
9/22/2021 9:13	2:03	SSA3	5.329	0.004	Oversupply
9/22/2021 9:19	1:58	KWPPI	15.999	17.606	Oversupply
9/22/2021 11:16	0:02	SSA3	0.095906	-0.004	Oversupply
9/22/2021 11:17	0:02	SSA2	0.091	0.797	Oversupply
9/22/2021 11:18	0:02	SSA3	0.096692	0.509	Oversupply
9/22/2021 11:19	0:34	SSA2	1.583	0.016	Oversupply
9/22/2021 11:20	0:34	KWPPI	2.049121	17.405	Oversupply
9/22/2021 11:20	0:34	BS250	Data is not available	Data is not available	Oversupply
9/22/2021 11:20	0:34	SSA3	1.606	0.017	Oversupply
9/22/2021 11:53	0:02	SSA2	0.093000	0.006	Oversupply
9/22/2021 11:54	0:02	SSA3	0.092	0.413	Oversupply
9/22/2021 11:55	0:02	SSA2	0.093775	0.499	Oversupply
9/22/2021 11:56	0:10	BS250	Data is not available	Data is not available	Oversupply
9/22/2021 11:56	0:10	SSA3	0.453	0.043	Oversupply
9/22/2021 11:57	0:05	KWPPI	0.067000	16.038	Oversupply
9/22/2021 11:57	0:04	SSA2	0.181	0.005	Oversupply
9/22/2021 12:01	0:02	SSA2	0.087053	0.001	Oversupply
9/22/2021 12:03	0:03	KWPPI	0.069	16.240	Oversupply
9/22/2021 12:03	0:02	SSA2	0.087772	0.008	Oversupply
9/22/2021 12:05	0:02	SSA2	0.086	-0.001	Oversupply
9/22/2021 12:06	0:02	SSA3	0.090	-0.003	Oversupply
9/22/2021 12:07	0:02	SSA2	0.087053	0.459	Oversupply
9/22/2021 12:08	0:02	SSA3	0.090	0.021	Oversupply
9/22/2021 12:09	0:02	SSA2	0.086333	1.341	Oversupply
9/22/2021 12:10	0:02	SSA3	0.090	0.674	Oversupply
9/22/2021 12:11	0:02	SSA2	0.087053	1.267	Oversupply
9/22/2021 12:12	0:02	SSA3	0.090	0.084	Oversupply
9/22/2021 12:13	0:02	SSA2	0.083	0.247	Oversupply
9/22/2021 12:14	0:01	BS250	Data is not available	Data is not available	Oversupply
9/22/2021 12:14	0:02	SSA3	0.086142	0.029	Oversupply
9/22/2021 12:15	0:01	KWPPI	0.014	15.700	Oversupply
9/22/2021 12:15	0:02	SSA2	0.076	0.012	Oversupply
9/22/2021 12:16	0:01	BS250	Data is not available	Data is not available	Oversupply
9/22/2021 12:16	0:02	SSA3	0.086	0.030	Oversupply
9/22/2021 12:17	0:02	SSA2	0.075667	0.699	Oversupply
9/22/2021 12:18	0:03	KWPPI	0.028	15.255	Oversupply
9/22/2021 12:18	0:02	SSA3	0.086	0.023	Oversupply
9/22/2021 12:19	0:02	BS250	Data is not available	Data is not available	Oversupply
9/22/2021 12:19	0:02	SSA2	0.076	0.006	Oversupply
9/22/2021 12:20	0:02	SSA3	0.086	0.002	Oversupply
9/22/2021 12:21	0:02	SSA2	0.075667	0.364	Oversupply
9/22/2021 12:22	0:02	SSA3	0.086	0.116	Oversupply
9/22/2021 12:23	0:02	SSA2	0.076297	1.369	Oversupply
9/22/2021 12:24	0:02	SSA3	0.086	0.105	Oversupply
9/22/2021 12:25	0:02	SSA2	0.076297	0.648	Oversupply
9/22/2021 12:26	0:02	SSA3	0.086	0.850	Oversupply
9/22/2021 12:27	0:02	SSA2	0.075667	0.809	Oversupply
9/22/2021 12:28	0:02	SSA3	0.064	0.939	Oversupply



Maui Curtailment Report

Start Date and Time	Duration (minutes)	IPP Curtailed	Estimated Curtailed MWH	Peak MW Curtailed	Reasons for Curtailment
9/22/2021 12:29	0:02	SSA2	0.037031	0.731	Oversupply
9/22/2021 12:30	0:02	SSA3	0.040	0.664	Oversupply
9/22/2021 12:31	0:02	SSA2	0.034619	1.294	Oversupply
9/22/2021 12:32	0:02	SSA3	0.040	2.661	Oversupply
9/22/2021 12:33	0:02	SSA2	0.035	2.554	Oversupply
9/22/2021 12:34	0:02	SSA3	0.040	1.525	Oversupply
9/22/2021 12:35	0:02	SSA2	0.034333	0.429	Oversupply
9/22/2021 12:36	0:02	SSA3	0.040	0.647	Oversupply
9/22/2021 12:37	0:02	SSA2	0.034619	1.028	Oversupply
9/22/2021 12:38	0:02	SSA3	0.040	0.070	Oversupply
9/22/2021 12:39	0:02	SSA2	0.035	1.970	Oversupply
9/22/2021 12:41	0:02	SSA3	0.039997	1.683	Oversupply
9/22/2021 14:16	0:02	SSA2	0.025	2.633	Oversupply
9/22/2021 14:17	0:02	SSA3	0.026916	2.543	Oversupply
9/22/2021 14:21	0:02	SSA3	0.027	1.928	Oversupply
9/22/2021 14:23	0:02	SSA3	0.026916	1.783	Oversupply
9/22/2021 14:24	0:02	SSA2	0.025	0.530	Oversupply
9/22/2021 14:25	0:02	SSA3	0.026916	1.024	Oversupply
9/22/2021 14:26	0:02	SSA2	0.025	1.891	Oversupply
9/22/2021 14:27	0:02	SSA3	0.027139	0.755	Oversupply
9/22/2021 14:28	0:02	SSA2	0.033	1.549	Oversupply
9/22/2021 14:29	0:02	SSA3	0.034	1.084	Oversupply
9/22/2021 14:30	0:02	SSA2	0.043	0.573	Oversupply
9/22/2021 14:31	0:02	SSA3	0.044	0.518	Oversupply
9/22/2021 14:32	0:02	SSA2	0.043000	2.418	Oversupply
9/22/2021 14:36	0:02	SSA3	0.044	2.898	Oversupply
9/22/2021 14:36	0:02	SSA2	0.042894	1.641	Oversupply
9/22/2021 14:38	0:02	SSA3	0.044	1.161	Oversupply
9/22/2021 14:38	0:02	SSA2	0.042540	1.812	Oversupply
9/22/2021 14:40	0:02	SSA3	0.044	1.217	Oversupply
9/22/2021 14:40	0:02	SSA2	0.042894	0.680	Oversupply
9/22/2021 14:42	0:02	SSA3	0.044	0.246	Oversupply
9/22/2021 14:42	0:02	SSA2	0.043	0.496	Oversupply
9/22/2021 14:44	0:02	SSA3	0.045	1.889	Oversupply
9/22/2021 15:43	0:02	SSA2	0.003	2.405	Oversupply
9/22/2021 15:44	0:02	SSA3	-0.001	1.060	Oversupply
9/22/2021 15:58	0:02	SSA3	0.014706	1.002	Oversupply
9/22/2021 15:59	0:02	SSA2	-0.003	2.473	Oversupply
9/22/2021 16:00	0:02	SSA3	0.000	0.125	Oversupply
9/22/2021 23:21	0:05	KWPPI	0.104	15.743	Oversupply
9/22/2021 23:31	0:01	KWPPI	0.012	14.761	Oversupply
9/22/2021 23:36	0:01	KWPPI	0.002	14.262	Oversupply
9/22/2021 23:39	0:04	KWPPI	0.090	15.366	Oversupply
9/22/2021 23:44	0:01	KWPPI	0.030	14.029	Oversupply
9/22/2021 23:48	0:03	KWPPI	0.032736	16.652	Oversupply
9/22/2021 23:53	1:39	KWPPI	6.947	17.827	Oversupply
9/23/2021 1:38	0:02	KWPPI	0.021	15.873	Oversupply
9/23/2021 6:42	11:27	17-2	3.886966	0.750	Facility Requested
9/23/2021 8:15	0:02	SSA2	-0.001	0.392	Oversupply
9/23/2021 8:17	0:02	SSA3	0.003736	0.062	Oversupply
9/23/2021 9:46	0:02	SSA3	0.047	2.501	Oversupply
9/23/2021 9:46	0:02	SSA2	0.041100	2.575	Oversupply
9/23/2021 9:50	0:02	SSA3	0.047	2.587	Oversupply
9/23/2021 9:50	0:02	SSA2	0.041100	1.680	Oversupply
9/23/2021 9:51	0:01	BS250	Data is not available	Data is not available	Oversupply
9/23/2021 9:52	0:02	SSA3	0.047056	0.051	Oversupply
9/23/2021 9:52	0:02	SSA2	0.041	0.001	Oversupply
9/23/2021 9:54	0:02	SSA3	0.046285	1.469	Oversupply
9/23/2021 9:54	0:02	SSA2	0.041	0.115	Oversupply
9/23/2021 9:56	1:06	BS250	Data is not available	Data is not available	Oversupply
9/23/2021 9:56	0:02	SSA3	0.047	0.050	Oversupply
9/23/2021 9:56	0:02	SSA2	0.041100	0.097	Oversupply
9/23/2021 9:57	0:20	KWPPI	1.240	15.609	Oversupply
9/23/2021 9:58	1:09	SSA3	3.056	0.000	Oversupply
9/23/2021 9:58	1:08	SSA2	1.969	0.008	Oversupply
9/23/2021 10:18	0:44	KWPPI	2.982717	16.177	Oversupply
9/23/2021 11:03	0:02	BS250	Data is not available	Data is not available	Oversupply
9/23/2021 11:04	0:02	KWPPI	0.068720	13.985	Oversupply
9/23/2021 11:06	0:02	SSA3	0.078	0.247	Oversupply
9/23/2021 11:06	0:02	SSA2	0.068654	0.088	Oversupply
9/23/2021 11:07	0:02	BS250	Data is not available	Data is not available	Oversupply
9/23/2021 11:08	0:02	KWPPI	0.028771	12.837	Oversupply
9/23/2021 11:08	0:02	SSA3	0.080	0.004	Oversupply



Maui Curtailment Report

Start Date and Time	Duration (minutes)	IPP Curtailed	Estimated Curtailed MWH	Peak MW Curtailed	Reasons for Curtailment
9/23/2021 11:08	0:02	SSA2	0.069	0.003	Oversupply
9/23/2021 11:10	0:02	SSA3	0.079	0.118	Oversupply
9/23/2021 11:10	0:02	SSA2	0.068654	0.298	Oversupply
9/23/2021 11:12	0:02	SSA3	0.079	1.318	Oversupply
9/23/2021 11:28	0:02	SSA3	0.045331	1.457	Oversupply
9/23/2021 11:28	0:02	SSA2	0.034	1.502	Oversupply
9/23/2021 11:30	0:02	SSA3	0.080331	0.780	Oversupply
9/23/2021 11:31	0:02	SSA2	0.055	0.582	Oversupply
9/23/2021 11:32	0:02	SSA3	0.080331	1.197	Oversupply
9/23/2021 11:33	0:02	SSA2	0.056	0.164	Oversupply
9/23/2021 11:35	0:02	SSA3	0.080994	0.946	Oversupply
9/23/2021 11:35	0:02	SSA2	0.056	0.092	Oversupply
9/23/2021 11:37	0:02	SSA3	0.080	0.042	Oversupply
9/23/2021 11:37	0:02	SSA2	0.055461	0.137	Oversupply
9/23/2021 11:39	0:02	SSA2	0.056	0.675	Oversupply
9/23/2021 11:39	0:02	SSA3	0.080	0.065	Oversupply
9/23/2021 11:41	0:02	SSA3	0.080	0.475	Oversupply
9/23/2021 11:41	0:02	SSA2	0.055	0.606	Oversupply
9/23/2021 11:42	0:01	BS250	Data is not available	Data is not available	Oversupply
9/23/2021 11:43	0:24	KWPPI	1.747653	16.213	Oversupply
9/23/2021 11:43	0:02	SSA2	0.056	0.022	Oversupply
9/23/2021 11:43	0:02	SSA3	0.081	0.013	Oversupply
9/23/2021 11:45	0:22	BS250	Data is not available	Data is not available	Oversupply
9/23/2021 11:45	0:02	SSA2	0.070351	0.008	Oversupply
9/23/2021 11:45	0:22	SSA3	1.060	0.048	Oversupply
9/23/2021 11:47	0:20	SSA2	0.747	0.000	Oversupply
9/23/2021 12:08	0:14	BS250	Data is not available	Data is not available	Oversupply
9/23/2021 12:09	0:14	KWPPI	0.649	13.165	Oversupply
9/23/2021 12:09	0:14	SSA2	0.485578	0.117	Oversupply
9/23/2021 12:09	0:14	SSA3	0.613	-0.003	Oversupply
9/23/2021 12:23	0:02	SSA2	0.057779	0.526	Oversupply
9/23/2021 12:23	0:02	SSA3	0.082	0.117	Oversupply
9/23/2021 12:25	0:01	BS250	Data is not available	Data is not available	Oversupply
9/23/2021 12:25	0:02	SSA2	0.057	0.552	Oversupply
9/23/2021 12:25	0:02	SSA3	0.081675	0.667	Oversupply
9/23/2021 12:26	0:01	KWPPI	0.001	14.635	Oversupply
9/23/2021 12:27	0:02	SSA2	0.057779	1.793	Oversupply
9/23/2021 12:27	0:02	SSA3	0.082	1.136	Oversupply
9/23/2021 12:29	0:02	SSA2	0.019080	1.330	Oversupply
9/23/2021 12:29	0:02	SSA3	0.039	0.356	Oversupply
9/23/2021 12:51	0:02	SSA2	0.017637	3.100	Oversupply
9/23/2021 12:51	0:02	SSA3	0.023	1.191	Oversupply
9/23/2021 12:55	0:02	SSA3	0.023013	1.686	Oversupply
9/23/2021 12:57	0:02	SSA2	0.017	2.336	Oversupply
9/23/2021 12:57	0:02	SSA3	0.023	1.571	Oversupply
9/23/2021 12:59	0:35	BS250	Data is not available	Data is not available	Oversupply
9/23/2021 12:59	0:36	SSA2	1.588	0.135	Oversupply
9/23/2021 12:59	0:34	SSA3	1.200	0.202	Oversupply
9/23/2021 13:00	0:34	KWPPI	3.377629	19.338	Oversupply
9/23/2021 13:34	0:02	SSA3	0.071	-0.003	Oversupply
9/23/2021 13:35	0:02	SSA2	0.071781	0.050	Oversupply
9/23/2021 13:36	0:01	KWPPI	0.001	19.337	Oversupply
9/23/2021 13:36	0:20	SSA3	0.527937	0.010	Oversupply
9/23/2021 13:37	0:18	SSA2	0.694	0.127	Oversupply
9/23/2021 13:38	0:05	KWPPI	0.093340	19.395	Oversupply
9/23/2021 13:38	0:17	BS250	Data is not available	Data is not available	Oversupply
9/23/2021 13:44	0:11	KWPPI	0.556	19.400	Oversupply
9/23/2021 13:55	0:02	SSA2	0.081599	0.616	Oversupply
9/23/2021 13:56	0:02	SSA3	0.035	0.109	Oversupply
9/23/2021 13:57	0:02	SSA2	0.082	1.929	Oversupply
9/23/2021 13:58	0:02	SSA3	0.036351	0.820	Oversupply
9/23/2021 13:59	2:03	KWPPI	18.659	20.937	Oversupply
9/23/2021 13:59	2:05	SSA2	3.419095	0.105	Oversupply
9/23/2021 14:00	2:04	BS250	Data is not available	Data is not available	Oversupply
9/23/2021 14:00	2:05	SSA3	3.856	0.020	Oversupply
9/23/2021 16:03	0:02	KWPPI	0.021	20.901	Oversupply
9/23/2021 16:04	0:02	SSA2	0.010000	0.112	Oversupply
9/23/2021 23:59	0:01	KWPPI	0.002	19.779	Oversupply
9/24/2021 3:08	0:16	KWPPI	0.329	12.434	Oversupply
9/24/2021 3:25	0:03	KWPPI	0.051	14.406	Oversupply
9/24/2021 3:34	0:02	KWPPI	0.024495	15.717	Oversupply
9/24/2021 6:48	11:03	17-2	4.439	0.750	Facility Requested
9/24/2021 9:39	0:02	SSA2	-0.002267	1.220	Oversupply



Maui Curtailment Report

Start Date and Time	Duration (minutes)	IPP Curtailed	Estimated Curtailed MWH	Peak MW Curtailed	Reasons for Curtailment
9/24/2021 9:49	0:02	SSA2	0.020	2.395	Oversupply
9/24/2021 9:50	0:02	SSA3	0.034000	2.373	Oversupply
9/24/2021 9:55	0:02	SSA2	0.019	2.575	Oversupply
9/24/2021 9:56	0:02	SSA3	0.034	0.016	Oversupply
9/24/2021 9:57	0:02	SSA2	0.019000	0.453	Oversupply
9/24/2021 9:58	0:03	BS250	Data is not available	Data is not available	Oversupply
9/24/2021 9:58	0:02	SSA3	0.037202	0.605	Oversupply
9/24/2021 9:59	0:01	KWPPII	0.003	15.178	Oversupply
9/24/2021 9:59	0:02	SSA2	0.035516	0.039	Oversupply
9/24/2021 10:00	0:02	SSA3	0.051	0.013	Oversupply
9/24/2021 10:01	0:01	KWPPII	0.017010	15.605	Oversupply
9/24/2021 10:01	0:02	SSA2	0.036	0.012	Oversupply
9/24/2021 10:02	0:02	SSA3	0.050700	-0.003	Oversupply
9/24/2021 10:13	0:02	SSA2	0.029	2.130	Oversupply
9/24/2021 10:14	0:02	SSA3	0.039	0.286	Oversupply
9/24/2021 10:15	0:02	SSA2	0.029222	0.895	Oversupply
9/24/2021 10:16	0:02	SSA3	0.041	0.935	Oversupply
9/24/2021 10:17	0:02	SSA2	0.029	2.020	Oversupply
9/24/2021 10:18	0:02	SSA3	0.041636	1.986	Oversupply
9/24/2021 10:19	0:02	SSA2	0.029	1.645	Oversupply
9/24/2021 10:20	0:02	SSA3	0.041294	1.763	Oversupply
9/24/2021 10:21	0:02	SSA2	0.029	1.053	Oversupply
9/24/2021 10:22	0:02	SSA3	0.041	1.089	Oversupply
9/24/2021 10:23	0:02	SSA2	0.029	0.987	Oversupply
9/24/2021 10:24	0:02	SSA3	0.041294	0.901	Oversupply
9/24/2021 10:25	0:02	SSA2	0.029	0.388	Oversupply
9/24/2021 10:26	0:02	SSA3	0.041	1.899	Oversupply
9/24/2021 10:32	0:02	SSA3	0.025996	2.702	Oversupply
9/24/2021 10:33	0:02	SSA2	0.017	0.384	Oversupply
9/24/2021 10:34	0:02	SSA3	0.025783	0.519	Oversupply
9/24/2021 10:36	0:02	SSA3	0.026	2.732	Oversupply
9/24/2021 10:38	0:02	SSA3	0.026	2.754	Oversupply
9/24/2021 10:39	0:02	SSA2	0.017	1.316	Oversupply
9/24/2021 10:40	0:02	SSA3	0.025783	1.783	Oversupply
9/24/2021 10:42	0:02	SSA3	0.026	2.115	Oversupply
9/24/2021 11:03	0:02	SSA3	0.054	2.280	Oversupply
9/24/2021 11:03	0:02	SSA2	0.036315	2.244	Oversupply
9/24/2021 11:05	0:02	SSA2	0.036	2.497	Oversupply
9/24/2021 11:07	0:02	SSA3	0.054	1.853	Oversupply
9/24/2021 11:07	0:02	SSA2	0.036	0.173	Oversupply
9/24/2021 11:09	0:02	SSA3	0.054332	0.935	Oversupply
9/24/2021 11:09	0:02	SSA2	0.036	0.563	Oversupply
9/24/2021 11:10	0:01	KWPPII	0.010481	13.096	Oversupply
9/24/2021 11:11	0:02	SSA3	0.054	0.136	Oversupply
9/24/2021 11:11	0:02	SSA2	0.035720	0.122	Oversupply
9/24/2021 11:13	0:02	SSA3	0.058	0.176	Oversupply
9/24/2021 11:13	0:04	SSA2	0.119	0.103	Oversupply
9/24/2021 11:14	0:04	KWPPII	0.149	13.349	Oversupply
9/24/2021 11:14	0:04	BS250	Data is not available	Data is not available	Oversupply
9/24/2021 11:15	0:06	SSA3	0.238	0.017	Oversupply
9/24/2021 11:17	0:02	SSA2	0.069	0.001	Oversupply
9/24/2021 11:19	0:01	BS250	Data is not available	Data is not available	Oversupply
9/24/2021 11:19	0:02	SSA2	0.068	0.008	Oversupply
9/24/2021 11:20	0:01	KWPPII	0.005230	10.962	Oversupply
9/24/2021 11:21	0:02	SSA3	0.080	0.201	Oversupply
9/24/2021 11:21	0:02	SSA2	0.068770	0.163	Oversupply
9/24/2021 11:23	0:02	SSA3	0.080	0.744	Oversupply
9/24/2021 11:23	0:02	SSA2	0.069	0.103	Oversupply
9/24/2021 11:24	0:01	BS250	Data is not available	Data is not available	Oversupply
9/24/2021 11:25	0:01	KWPPII	0.001219	10.271	Oversupply
9/24/2021 11:25	0:02	SSA3	0.079	0.009	Oversupply
9/24/2021 11:25	0:02	SSA2	0.068770	0.089	Oversupply
9/24/2021 11:27	0:02	SSA3	0.080	-0.004	Oversupply
9/24/2021 11:27	0:02	SSA2	0.068770	0.126	Oversupply
9/24/2021 11:29	0:08	KWPPII	0.318	13.351	Oversupply
9/24/2021 11:29	0:25	BS250	Data is not available	Data is not available	Oversupply
9/24/2021 11:29	0:24	SSA3	1.012	-0.003	Oversupply
9/24/2021 11:29	0:24	SSA2	0.992	0.006	Oversupply
9/24/2021 11:38	0:16	KWPPII	1.092523	16.744	Oversupply
9/24/2021 11:53	0:02	SSA3	0.070	0.001	Oversupply
9/24/2021 11:54	0:02	SSA2	0.077642	0.515	Oversupply
9/24/2021 11:57	0:02	SSA3	0.070	0.949	Oversupply
9/24/2021 11:58	0:02	SSA2	0.079000	0.066	Oversupply



Maui Curtailment Report

Start Date and Time	Duration (minutes)	IPP Curtailed	Estimated Curtailed MWH	Peak MW Curtailed	Reasons for Curtailment
9/24/2021 11:59	0:07	BS250	Data is not available	Data is not available	Oversupply
9/24/2021 11:59	0:06	SSA3	0.188	0.008	Oversupply
9/24/2021 12:00	0:06	KWP11	0.167	19.017	Oversupply
9/24/2021 12:00	0:06	SSA2	0.268	0.013	Oversupply
9/24/2021 12:05	0:02	SSA3	0.058	0.055	Oversupply
9/24/2021 12:06	0:02	SSA2	0.089	0.048	Oversupply
9/24/2021 12:07	0:02	SSA3	0.057560	0.511	Oversupply
9/24/2021 12:08	0:02	SSA2	0.090	0.767	Oversupply
9/24/2021 12:09	0:02	SSA3	0.058	0.571	Oversupply
9/24/2021 12:10	0:02	SSA2	0.089742	0.205	Oversupply
9/24/2021 12:11	0:01	KWP11	0.006	17.479	Oversupply
9/24/2021 12:11	0:02	SSA3	0.057560	0.121	Oversupply
9/24/2021 12:12	0:02	SSA2	0.090	0.262	Oversupply
9/24/2021 12:13	0:02	SSA3	0.045	0.187	Oversupply
9/24/2021 12:14	0:01	BS250	Data is not available	Data is not available	Oversupply
9/24/2021 12:14	0:02	KWP11	0.012081	16.393	Oversupply
9/24/2021 12:14	0:02	SSA2	0.077	0.102	Oversupply
9/24/2021 12:15	0:02	SSA3	0.058	-0.001	Oversupply
9/24/2021 12:16	0:02	SSA2	0.047	0.563	Oversupply
9/24/2021 12:17	0:02	SSA3	0.057	0.417	Oversupply
9/24/2021 12:18	0:02	SSA2	0.048	0.855	Oversupply
9/24/2021 12:19	0:02	SSA3	0.057	1.238	Oversupply
9/24/2021 12:20	0:02	SSA2	0.047448	0.944	Oversupply
9/24/2021 12:21	0:02	SSA3	0.057	0.193	Oversupply
9/24/2021 12:22	0:02	SSA2	0.048	0.159	Oversupply
9/24/2021 12:23	0:02	SSA3	0.057	0.851	Oversupply
9/24/2021 12:24	0:02	SSA2	0.047843	0.538	Oversupply
9/24/2021 12:27	0:02	SSA3	0.057	2.899	Oversupply
9/24/2021 12:28	0:02	SSA2	0.047	1.567	Oversupply
9/24/2021 12:29	0:02	SSA3	0.044	0.332	Oversupply
9/24/2021 12:30	0:02	SSA2	0.033	0.415	Oversupply
9/24/2021 12:31	0:02	SSA3	0.033000	0.090	Oversupply
9/24/2021 12:32	0:01	KWP11	0.001	15.601	Oversupply
9/24/2021 12:32	0:02	SSA2	0.033000	0.063	Oversupply
9/24/2021 12:43	0:02	SSA3	0.035	2.524	Oversupply
9/24/2021 12:44	0:02	SSA2	0.022	1.445	Oversupply
9/24/2021 12:46	0:02	SSA2	0.027923	1.731	Oversupply
9/24/2021 12:48	0:02	SSA3	0.042	1.926	Oversupply
9/24/2021 12:48	0:02	SSA2	0.028156	1.568	Oversupply
9/24/2021 12:50	0:02	SSA3	0.042	0.488	Oversupply
9/24/2021 12:56	0:02	SSA3	0.042	1.952	Oversupply
9/24/2021 12:56	0:02	SSA2	0.028	1.738	Oversupply
9/24/2021 12:58	0:02	SSA2	0.033	1.676	Oversupply
9/24/2021 13:00	0:02	SSA3	0.044031	1.744	Oversupply
9/24/2021 13:00	0:02	SSA2	0.027	1.584	Oversupply
9/24/2021 13:02	0:02	SSA3	0.044031	1.836	Oversupply
9/24/2021 13:02	0:02	SSA2	0.027	1.483	Oversupply
9/24/2021 13:04	0:02	SSA3	0.044	1.213	Oversupply
9/24/2021 13:04	0:02	SSA2	0.026913	1.154	Oversupply
9/24/2021 13:08	0:02	SSA3	0.044	1.062	Oversupply
9/24/2021 13:10	0:02	SSA3	0.044	2.685	Oversupply
9/24/2021 13:12	0:02	BS250	Data is not available	Data is not available	Oversupply
9/24/2021 13:12	0:02	SSA3	0.043667	2.351	Oversupply
9/24/2021 13:12	0:02	SSA2	0.027	0.093	Oversupply
9/24/2021 13:14	0:02	SSA3	0.068	0.056	Oversupply
9/24/2021 13:14	0:02	SSA2	0.045	0.121	Oversupply
9/24/2021 13:16	0:02	SSA3	0.083	1.454	Oversupply
9/24/2021 13:16	0:02	SSA2	0.092	0.107	Oversupply
9/24/2021 13:18	0:02	SSA3	0.083	1.422	Oversupply
9/24/2021 13:18	0:02	SSA2	0.092	0.159	Oversupply
9/24/2021 13:20	0:02	SSA3	0.083706	1.316	Oversupply
9/24/2021 13:20	0:16	SSA2	0.708	1.060	Oversupply
9/24/2021 13:21	0:19	BS250	Data is not available	Data is not available	Oversupply
9/24/2021 13:22	0:04	KWP11	0.128104	18.541	Oversupply
9/24/2021 13:22	0:14	SSA3	0.620	0.000	Oversupply
9/24/2021 13:27	0:09	KWP11	0.657	19.972	Oversupply
9/24/2021 13:36	0:02	SSA3	0.095	0.034	Oversupply
9/24/2021 13:36	0:02	SSA2	0.083	0.407	Oversupply
9/24/2021 13:38	0:02	SSA3	0.095119	-0.001	Oversupply
9/24/2021 13:38	0:02	SSA2	0.082	0.003	Oversupply
9/24/2021 13:39	0:02	KWP11	0.033	15.496	Oversupply
9/24/2021 13:40	0:02	SSA3	0.095906	-0.003	Oversupply
9/24/2021 13:40	0:02	SSA2	0.083	0.098	Oversupply



Maui Curtailment Report

Start Date and Time	Duration (minutes)	IPP Curtailed	Estimated Curtailed MWH	Peak MW Curtailed	Reasons for Curtailment
9/24/2021 13:42	0:02	SSA3	0.094333	0.119	Oversupply
9/24/2021 13:42	0:02	SSA2	0.082	0.119	Oversupply
9/24/2021 13:46	0:02	SSA3	0.053442	0.649	Oversupply
9/24/2021 13:48	0:02	SSA3	0.053	2.673	Oversupply
9/24/2021 13:48	0:02	SSA2	0.048	2.320	Oversupply
9/24/2021 13:50	0:02	SSA3	0.053442	1.901	Oversupply
9/24/2021 13:50	0:02	SSA2	0.048	1.928	Oversupply
9/24/2021 13:52	0:02	SSA3	0.053	1.590	Oversupply
9/24/2021 13:52	0:02	SSA2	0.048	1.919	Oversupply
9/24/2021 13:54	0:02	SSA3	0.053442	1.671	Oversupply
9/24/2021 13:54	0:02	SSA2	0.048	1.019	Oversupply
9/24/2021 13:56	0:02	SSA3	0.053442	0.997	Oversupply
9/24/2021 13:56	0:02	SSA2	0.048	1.132	Oversupply
9/24/2021 13:58	0:02	SSA3	0.043711	0.956	Oversupply
9/24/2021 13:58	0:02	SSA2	0.044	1.078	Oversupply
9/24/2021 14:00	0:02	SSA3	0.021	1.250	Oversupply
9/24/2021 14:00	0:02	SSA2	0.034	1.526	Oversupply
9/24/2021 14:02	0:02	SSA3	0.021462	1.170	Oversupply
9/24/2021 14:02	0:02	SSA2	0.035	1.559	Oversupply
9/24/2021 14:04	0:02	SSA3	0.021462	1.355	Oversupply
9/24/2021 14:04	0:02	SSA2	0.034	0.756	Oversupply
9/24/2021 14:14	0:02	SSA3	0.020284	2.717	Oversupply
9/24/2021 14:14	0:02	SSA2	0.036	0.086	Oversupply
9/24/2021 14:16	0:02	SSA3	0.015756	0.509	Oversupply
9/24/2021 14:16	0:02	SSA2	0.020	2.737	Oversupply
9/24/2021 14:18	0:02	SSA3	0.015756	1.016	Oversupply
9/24/2021 14:19	0:02	SSA2	0.019	1.628	Oversupply
9/24/2021 21:40	0:02	KWPPI	0.018919	20.588	Oversupply
9/24/2021 21:45	0:01	KWPPI	0.002	20.972	Oversupply
9/24/2021 22:54	0:12	KWPPI	0.387863	21.027	Oversupply
9/24/2021 23:08	0:13	KWPPI	0.497	20.709	Oversupply
9/24/2021 23:23	0:01	KWPPI	0.001950	20.143	Oversupply
9/25/2021 0:08	0:02	KWPPI	0.018	20.924	Oversupply
9/25/2021 0:28	0:11	KWPPI	0.202676	20.985	Oversupply
9/25/2021 0:41	0:12	KWPPI	0.445	20.979	Oversupply
9/25/2021 1:27	0:19	KWPPI	0.536949	20.920	Oversupply
9/25/2021 1:48	0:03	KWPPI	0.057	19.992	Oversupply
9/25/2021 1:54	0:11	KWPPI	0.518146	19.499	Oversupply
9/25/2021 2:09	0:31	KWPPI	1.574	19.151	Oversupply
9/25/2021 2:41	2:17	KWPPI	22.584096	20.967	Oversupply
9/25/2021 4:59	0:05	KWPPI	0.164	16.093	Oversupply
9/25/2021 5:07	0:02	KWPPI	0.067066	17.779	Oversupply
9/25/2021 5:32	0:06	KWPPI	0.133	18.935	Oversupply
9/25/2021 5:44	0:02	KWPPI	0.023717	18.682	Oversupply
9/25/2021 5:47	0:01	KWPPI	0.024	18.433	Oversupply
9/25/2021 6:35	11:37	17-2	3.541783	0.750	Facility Requested
9/25/2021 12:24	0:01	KWPPI	0.001	0.079	Oversupply
9/25/2021 12:45	0:02	SSA2	0.056973	1.864	Oversupply
9/25/2021 12:45	0:02	SSA3	0.083	1.254	Oversupply
9/25/2021 12:47	0:03	BS250	Data is not available	Data is not available	Oversupply
9/25/2021 12:47	0:02	SSA2	0.057	0.067	Oversupply
9/25/2021 12:47	0:02	SSA3	0.083108	-0.004	Oversupply
9/25/2021 12:48	0:02	AWE	0.008	21.000	Oversupply
9/25/2021 12:49	0:02	SSA2	0.056502	0.012	Oversupply
9/25/2021 12:50	0:02	SSA3	0.083	-0.004	Oversupply
9/25/2021 12:51	0:02	SSA2	0.056973	0.004	Oversupply
9/25/2021 12:52	0:02	SSA3	0.083	-0.003	Oversupply
9/25/2021 12:53	0:02	SSA2	0.056973	0.817	Oversupply
9/25/2021 12:54	0:02	SSA3	0.083	0.539	Oversupply
9/25/2021 12:55	0:02	SSA2	0.056502	0.314	Oversupply
9/25/2021 12:56	0:02	SSA3	0.083	0.015	Oversupply
9/25/2021 12:57	0:02	SSA2	0.057	0.012	Oversupply
9/25/2021 12:58	0:05	BS250	Data is not available	Data is not available	Oversupply
9/25/2021 12:58	0:06	SSA3	0.268080	0.439	Oversupply
9/25/2021 12:59	0:06	SSA2	0.166	0.142	Oversupply
9/25/2021 13:00	0:04	KWPPI	0.056481	1.449	Oversupply
9/25/2021 13:01	0:03	AWE	0.035	19.700	Oversupply
9/25/2021 13:04	0:02	SSA3	0.092431	-0.003	Oversupply
9/25/2021 13:05	0:02	SSA2	0.055	0.575	Oversupply
9/25/2021 13:06	0:03	KWPPI	0.032665	3.028	Oversupply
9/25/2021 13:06	0:03	BS250	Data is not available	Data is not available	Oversupply
9/25/2021 13:06	0:02	SSA3	0.092431	0.493	Oversupply
9/25/2021 13:07	0:02	SSA2	0.055	0.014	Oversupply



Maui Curtailment Report

Start Date and Time	Duration (minutes)	IPP Curtailed	Estimated Curtailed MWH	Peak MW Curtailed	Reasons for Curtailment
9/25/2021 13:08	0:02	SSA3	0.092431	-0.006	Oversupply
9/25/2021 13:09	0:02	SSA2	0.055	0.094	Oversupply
9/25/2021 13:10	0:02	SSA3	0.092431	-0.005	Oversupply
9/25/2021 13:11	0:01	BS250	Data is not available	Data is not available	Oversupply
9/25/2021 13:11	0:02	SSA2	0.055163	0.182	Oversupply
9/25/2021 13:12	0:02	SSA3	0.092	-0.004	Oversupply
9/25/2021 13:13	0:02	SSA2	0.050719	0.763	Oversupply
9/25/2021 13:14	0:02	SSA3	0.053	0.379	Oversupply
9/25/2021 13:15	0:02	SSA2	0.001802	0.801	Oversupply
9/25/2021 13:16	0:02	SSA3	0.022	2.292	Oversupply
9/25/2021 14:43	0:02	SSA2	0.000047	2.279	Oversupply
9/25/2021 14:45	0:02	SSA2	0.007	2.895	Oversupply
9/25/2021 14:46	0:02	SSA3	0.020	0.862	Oversupply
9/25/2021 14:47	0:02	SSA2	0.007	1.579	Oversupply
9/25/2021 14:48	0:02	SSA3	0.019603	0.253	Oversupply
9/25/2021 14:49	0:02	SSA2	0.007	1.157	Oversupply
9/25/2021 20:11	0:01	KWPPI	0.002	0.113	Oversupply
9/26/2021 0:28	0:01	KWPPI	0.000764	0.066	Oversupply
9/26/2021 0:31	0:01	KWPPI	0.000	0.024	Oversupply
9/26/2021 0:50	0:01	KWPPI	0.000100	0.006	Oversupply
9/26/2021 3:34	0:12	KWPPI	0.435	11.239	Oversupply
9/26/2021 4:10	0:03	KWPPI	0.039	14.151	Oversupply
9/26/2021 6:05	0:14	KWPPI	0.694	16.948	Oversupply
9/26/2021 6:10	0:06	BS250	Data is not available	Data is not available	Oversupply
9/26/2021 6:17	0:13	BS250	Data is not available	Data is not available	Oversupply
9/26/2021 6:20	0:11	KWPPI	0.426	18.592	Oversupply
9/26/2021 6:29	4:34	SSA2	5.909	0.000	Oversupply
9/26/2021 6:31	4:31	BS250	Data is not available	Data is not available	Oversupply
9/26/2021 6:32	4:31	KWPPI	37.438258	19.561	Oversupply
9/26/2021 6:32	4:30	SSA3	7.127	-0.003	Oversupply
9/26/2021 6:58	11:07	17-2	2.744	0.750	Facility Requested
9/26/2021 11:02	0:02	SSA3	0.094	0.029	Oversupply
9/26/2021 11:02	0:02	SSA2	0.081250	0.250	Oversupply
9/26/2021 11:04	0:02	SSA3	0.094	0.521	Oversupply
9/26/2021 11:04	0:06	SSA2	0.245780	1.858	Oversupply
9/26/2021 11:05	0:06	KWPPI	0.080	19.124	Oversupply
9/26/2021 11:05	0:05	BS250	Data is not available	Data is not available	Oversupply
9/26/2021 11:06	0:04	SSA3	0.188	0.010	Oversupply
9/26/2021 11:10	0:02	SSA3	0.094	-0.003	Oversupply
9/26/2021 11:10	0:02	SSA2	0.081927	0.010	Oversupply
9/26/2021 11:12	0:07	BS250	Data is not available	Data is not available	Oversupply
9/26/2021 11:12	0:06	SSA3	0.260	0.181	Oversupply
9/26/2021 11:13	0:06	SSA2	0.241424	0.016	Oversupply
9/26/2021 11:14	0:03	KWPPI	0.088	19.074	Oversupply
9/26/2021 11:18	0:01	KWPPI	0.003	18.339	Oversupply
9/26/2021 11:18	0:02	SSA3	0.083	-0.004	Oversupply
9/26/2021 11:19	0:02	SSA2	0.079425	-0.001	Oversupply
9/26/2021 11:20	0:02	SSA3	0.083	0.672	Oversupply
9/26/2021 11:21	0:02	SSA2	0.080	0.530	Oversupply
9/26/2021 11:22	0:01	KWPPI	0.009621	17.224	Oversupply
9/26/2021 11:22	0:01	BS250	Data is not available	Data is not available	Oversupply
9/26/2021 11:22	0:02	SSA3	0.083	0.187	Oversupply
9/26/2021 11:23	0:04	SSA2	0.160	0.241	Oversupply
9/26/2021 11:24	0:02	SSA3	0.083	0.333	Oversupply
9/26/2021 11:26	0:02	SSA3	0.083019	0.229	Oversupply
9/26/2021 11:27	0:02	SSA2	0.080	0.486	Oversupply
9/26/2021 11:28	0:02	SSA3	0.074	0.146	Oversupply
9/26/2021 11:29	0:02	SSA2	0.066154	0.275	Oversupply
9/26/2021 11:30	0:02	SSA3	0.064	0.548	Oversupply
9/26/2021 11:31	0:02	SSA2	0.056	0.487	Oversupply
9/26/2021 11:32	0:02	SSA3	0.065	-0.005	Oversupply
9/26/2021 11:33	0:01	BS250	Data is not available	Data is not available	Oversupply
9/26/2021 11:33	0:02	SSA2	0.056	0.064	Oversupply
9/26/2021 11:34	0:02	SSA3	0.064	-0.005	Oversupply
9/26/2021 11:35	0:02	SSA2	0.056131	0.124	Oversupply
9/26/2021 11:36	0:01	BS250	Data is not available	Data is not available	Oversupply
9/26/2021 11:36	0:02	SSA3	0.064197	-0.003	Oversupply
9/26/2021 11:37	0:01	KWPPI	0.004	17.828	Oversupply
9/26/2021 11:37	0:02	SSA2	0.056131	0.002	Oversupply
9/26/2021 11:39	0:02	SSA3	0.064	0.488	Oversupply
9/26/2021 11:41	0:02	SSA2	0.056131	1.847	Oversupply
9/26/2021 20:32	99:28	KWPPI	Data is not available	Data is not available	Facility Requested
9/26/2021 22:29	0:02	AWE	0.066667	12.100	System Constraint



Maui Curtailment Report

Start Date and Time	Duration (minutes)	IPP Curtailed	Estimated Curtailed MWH	Peak MW Curtailed	Reasons for Curtailment
9/26/2021 22:32	0:33	AWE	1.118	17.100	System Constraint
9/26/2021 23:06	0:01	AWE	0.008333	16.500	System Constraint
9/27/2021 6:00	0:04	AWE	0.015	12.100	Oversupply
9/27/2021 6:47	11:28	17-2	5.631	0.750	Facility Requested
9/27/2021 7:50	0:01	KWP	0.000879	23.921	System Constraint
9/27/2021 7:52	0:01	KWP	0.001	20.914	System Constraint
9/27/2021 7:57	0:01	KWP	0.001758	13.319	System Constraint
9/27/2021 8:06	0:01	KWP	0.001	13.055	System Constraint
9/27/2021 8:22	0:01	KWP	0.000037	13.002	System Constraint
9/27/2021 8:26	0:01	KWP	0.001	13.160	System Constraint
9/27/2021 8:35	0:02	KWP	0.001758	13.108	System Constraint
9/27/2021 8:38	0:08	AWE	0.235	10.800	Oversupply
9/27/2021 8:42	1:12	SSA2	2.074474	1.368	System Constraint
9/27/2021 8:43	1:09	SSA3	2.268	0.030	System Constraint
9/27/2021 8:47	1:04	AWE	5.961146	20.000	System Constraint
9/27/2021 8:56	0:01	KWP	0.000	13.002	System Constraint
9/27/2021 9:13	0:01	KWP	0.000879	13.055	System Constraint
9/27/2021 9:17	0:01	KWP	0.001	13.055	System Constraint
9/27/2021 9:27	0:01	KWP	0.001	13.055	System Constraint
9/27/2021 9:30	0:05	BS250	Data is not available	Data is not available	Oversupply
9/27/2021 9:35	0:01	KWP	0.001	13.055	System Constraint
9/27/2021 9:36	0:15	BS250	Data is not available	Data is not available	Oversupply
9/27/2021 9:45	0:01	KWP	0.000916	13.055	System Constraint
9/27/2021 9:48	0:01	KWP	0.001	13.160	System Constraint
9/27/2021 9:52	0:02	SSA3	0.079427	0.106	Oversupply
9/27/2021 9:54	0:02	SSA3	0.079	0.129	Oversupply
9/27/2021 9:55	0:02	SSA2	0.070081	0.276	Oversupply
9/27/2021 9:56	0:01	BS250	Data is not available	Data is not available	Oversupply
9/27/2021 9:56	0:02	SSA3	0.079427	0.261	Oversupply
9/27/2021 9:57	0:03	AWE	0.013	10.000	Oversupply
9/27/2021 9:57	0:02	SSA2	0.070665	0.150	Oversupply
9/27/2021 9:58	0:01	BS250	Data is not available	Data is not available	Oversupply
9/27/2021 9:58	0:02	SSA3	0.079427	0.107	Oversupply
9/27/2021 9:59	0:02	SSA2	0.070	0.000	Oversupply
9/27/2021 10:00	0:02	SSA3	0.083821	0.038	Oversupply
9/27/2021 10:01	0:01	KWP	0.000	13.002	System Constraint
9/27/2021 10:01	0:02	SSA2	0.072773	0.100	Oversupply
9/27/2021 10:02	0:06	BS250	Data is not available	Data is not available	Oversupply
9/27/2021 10:02	0:06	AWE	0.612994	19.300	Oversupply
9/27/2021 10:02	0:06	SSA3	0.251	0.012	Oversupply
9/27/2021 10:03	0:06	SSA2	0.220745	0.001	Oversupply
9/27/2021 10:07	0:01	KWP	0.000	13.002	System Constraint
9/27/2021 10:08	0:02	SSA3	0.083821	0.024	Oversupply
9/27/2021 10:09	0:02	SSA2	0.073	0.007	Oversupply
9/27/2021 10:10	0:01	KWP	0.000879	13.160	System Constraint
9/27/2021 10:10	0:02	SSA3	0.084	0.129	Oversupply
9/27/2021 10:11	0:02	SSA2	0.073380	0.512	Oversupply
9/27/2021 10:12	1:45	BS250	Data is not available	Data is not available	Oversupply
9/27/2021 10:12	1:45	AWE	15.427603	21.000	Oversupply
9/27/2021 10:12	1:47	SSA3	4.436	0.014	Oversupply
9/27/2021 10:13	1:47	SSA2	4.564	0.001	Oversupply
9/27/2021 10:15	0:01	KWP	0.001	13.108	System Constraint
9/27/2021 10:38	0:01	KWP	0.001	13.160	System Constraint
9/27/2021 10:44	0:01	KWP	0.001758	13.108	System Constraint
9/27/2021 10:53	0:01	KWP	0.002	13.108	System Constraint
9/27/2021 11:01	0:01	KWP	0.000879	13.266	System Constraint
9/27/2021 11:04	0:01	KWP	0.001	13.160	System Constraint
9/27/2021 11:06	0:01	KWP	0.001	13.213	System Constraint
9/27/2021 11:22	0:01	KWP	0.000879	13.055	System Constraint
9/27/2021 11:38	0:01	KWP	0.001	13.108	System Constraint
9/27/2021 11:43	0:01	KWP	0.003516	13.424	System Constraint
9/27/2021 11:45	0:01	KWP	0.003	13.266	System Constraint
9/27/2021 11:50	0:01	KWP	0.000037	13.002	System Constraint
9/27/2021 11:56	0:01	KWP	0.003	13.160	System Constraint
9/27/2021 11:58	0:01	BS250	Data is not available	Data is not available	Oversupply
9/27/2021 11:58	0:02	AWE	0.011949	20.800	Oversupply
9/27/2021 11:59	0:01	KWP	0.001	13.160	System Constraint
9/27/2021 11:59	0:04	SSA3	0.191581	-0.001	Oversupply
9/27/2021 11:59	0:02	SSA2	0.095	0.004	Oversupply
9/27/2021 12:01	0:01	KWP	0.000037	13.002	System Constraint
9/27/2021 12:01	0:01	BS250	Data is not available	Data is not available	Oversupply
9/27/2021 12:01	0:02	SSA2	0.094333	0.007	Oversupply
9/27/2021 12:02	0:08	AWE	0.077	21.000	Oversupply



Maui Curtailment Report

Start Date and Time	Duration (minutes)	IPP Curtailed	Estimated Curtailed MWH	Peak MW Curtailed	Reasons for Curtailment
9/27/2021 12:03	0:02	SSA3	0.095906	0.009	Oversupply
9/27/2021 12:03	0:24	SSA2	1.147	0.002	Oversupply
9/27/2021 12:04	0:02	KWP	0.000916	13.055	System Constraint
9/27/2021 12:04	0:05	BS250	Data is not available	Data is not available	Oversupply
9/27/2021 12:05	0:22	SSA3	1.054603	-0.003	Oversupply
9/27/2021 12:07	0:01	KWP	0.001	13.055	System Constraint
9/27/2021 12:10	0:18	BS250	Data is not available	Data is not available	Oversupply
9/27/2021 12:11	0:17	AWE	0.735	21.000	Oversupply
9/27/2021 12:12	0:01	KWP	0.001	13.055	System Constraint
9/27/2021 12:19	0:01	KWP	0.000	13.002	System Constraint
9/27/2021 12:27	0:02	SSA3	0.096	0.006	Oversupply
9/27/2021 12:28	0:02	SSA2	0.096	0.077	Oversupply
9/27/2021 12:29	0:46	BS250	Data is not available	Data is not available	Oversupply
9/27/2021 12:29	0:46	SSA3	1.518	0.002	Oversupply
9/27/2021 12:30	0:13	AWE	0.598	21.000	Oversupply
9/27/2021 12:30	0:46	SSA2	2.196	0.001	Oversupply
9/27/2021 12:36	0:01	KWP	0.001	13.055	System Constraint
9/27/2021 12:40	0:01	KWP	0.001	13.108	System Constraint
9/27/2021 12:44	0:31	AWE	1.952	21.000	Oversupply
9/27/2021 12:45	0:01	KWP	0.000	13.002	System Constraint
9/27/2021 12:54	0:01	KWP	0.000879	13.160	System Constraint
9/27/2021 13:03	0:01	KWP	0.000	13.002	System Constraint
9/27/2021 13:07	0:01	KWP	0.001	13.055	System Constraint
9/27/2021 13:15	0:02	SSA3	0.091086	0.117	Oversupply
9/27/2021 13:16	0:02	SSA2	0.059	0.375	Oversupply
9/27/2021 13:17	0:02	SSA3	0.091	0.445	Oversupply
9/27/2021 13:18	0:02	SSA2	0.059185	0.342	Oversupply
9/27/2021 13:19	0:01	KWP	0.000	13.002	System Constraint
9/27/2021 13:19	0:02	SSA3	0.091	0.142	Oversupply
9/27/2021 13:20	0:02	SSA2	0.058696	0.169	Oversupply
9/27/2021 13:21	0:10	SSA3	0.461	0.139	Oversupply
9/27/2021 13:22	0:01	BS250	Data is not available	Data is not available	Oversupply
9/27/2021 13:22	0:02	SSA2	0.059185	0.011	Oversupply
9/27/2021 13:23	0:09	AWE	0.236	20.500	Oversupply
9/27/2021 13:24	0:08	BS250	Data is not available	Data is not available	Oversupply
9/27/2021 13:24	0:08	SSA2	0.274397	0.003	Oversupply
9/27/2021 13:28	0:02	KWP	0.001	13.055	System Constraint
9/27/2021 13:31	0:02	SSA3	0.082756	0.015	Oversupply
9/27/2021 13:32	0:02	SSA2	0.096	0.105	Oversupply
9/27/2021 13:33	0:02	SSA3	0.084135	0.121	Oversupply
9/27/2021 13:34	0:18	SSA2	0.846	0.202	Oversupply
9/27/2021 13:35	0:13	AWE	0.749	18.200	Oversupply
9/27/2021 13:35	0:18	BS250	Data is not available	Data is not available	Oversupply
9/27/2021 13:36	0:18	SSA3	0.790	0.014	Oversupply
9/27/2021 13:49	0:04	AWE	0.278	19.400	Oversupply
9/27/2021 13:52	0:02	SSA2	0.090	0.078	Oversupply
9/27/2021 13:54	0:02	SSA3	0.094550	0.114	Oversupply
9/27/2021 13:54	0:02	SSA2	0.091	0.732	Oversupply
9/27/2021 13:56	0:02	SSA3	0.094	0.090	Oversupply
9/27/2021 13:56	0:02	SSA2	0.091086	0.060	Oversupply
9/27/2021 13:57	0:17	BS250	Data is not available	Data is not available	Oversupply
9/27/2021 13:58	0:16	AWE	0.479	21.000	Oversupply
9/27/2021 13:58	0:16	SSA3	0.768492	0.002	Oversupply
9/27/2021 13:58	0:16	SSA2	0.759	0.000	Oversupply
9/27/2021 14:02	0:01	KWP	0.001	13.055	System Constraint
9/27/2021 14:07	0:01	KWP	0.000879	13.160	System Constraint
9/27/2021 14:14	0:02	KWP	0.003	13.108	System Constraint
9/27/2021 14:14	0:02	SSA3	0.058	0.116	Oversupply
9/27/2021 14:14	0:02	SSA2	0.040220	0.059	Oversupply
9/27/2021 14:16	0:01	BS250	Data is not available	Data is not available	Oversupply
9/27/2021 14:16	0:02	SSA3	0.036764	0.038	Oversupply
9/27/2021 14:16	0:02	SSA2	0.032	0.000	Oversupply
9/27/2021 14:17	0:01	AWE	0.016071	20.900	Oversupply
9/27/2021 14:18	0:02	SSA3	0.037	0.409	Oversupply
9/27/2021 14:18	0:02	SSA2	0.032	0.436	Oversupply
9/27/2021 14:20	0:02	SSA3	0.036764	1.739	Oversupply
9/27/2021 14:20	0:02	SSA2	0.032	1.804	Oversupply
9/27/2021 14:22	0:02	SSA3	0.037	2.040	Oversupply
9/27/2021 14:22	0:02	SSA2	0.031931	2.259	Oversupply
9/27/2021 14:24	0:02	SSA3	0.037	1.855	Oversupply
9/27/2021 14:25	0:01	KWP	0.000916	13.055	System Constraint
9/27/2021 14:29	0:01	KWP	0.000	13.002	System Constraint
9/27/2021 14:39	0:01	KWP	0.001	13.108	System Constraint



Maui Curtailment Report

Start Date and Time	Duration (minutes)	IPP Curtailed	Estimated Curtailed MWH	Peak MW Curtailed	Reasons for Curtailment
9/27/2021 14:52	0:01	KWP	0.000879	13.108	System Constraint
9/27/2021 15:00	0:01	KWP	0.000	13.002	System Constraint
9/27/2021 15:03	0:01	AWE	0.002	0.100	Oversupply
9/27/2021 15:06	0:01	KWP	0.000037	13.002	System Constraint
9/27/2021 15:17	0:01	KWP	0.001	13.055	System Constraint
9/27/2021 15:22	0:01	KWP	0.000	13.002	System Constraint
9/27/2021 15:40	0:01	KWP	0.001	13.055	System Constraint
9/27/2021 16:07	0:01	KWP	0.000879	13.055	System Constraint
9/27/2021 16:10	0:01	KWP	0.001	13.055	System Constraint
9/27/2021 16:30	0:01	KWP	0.001	13.108	System Constraint
9/27/2021 16:34	0:01	KWP	0.000879	13.055	System Constraint
9/27/2021 16:46	0:01	KWP	0.001	13.055	System Constraint
9/27/2021 16:49	0:01	KWP	0.000037	13.002	System Constraint
9/27/2021 16:52	0:01	KWP	0.000	13.002	System Constraint
9/27/2021 17:21	0:01	KWP	0.000879	13.108	System Constraint
9/27/2021 17:36	0:01	KWP	0.001	13.055	System Constraint
9/27/2021 17:54	0:01	KWP	0.000879	16.273	System Constraint
9/27/2021 18:01	0:01	KWP	0.001	16.114	System Constraint
9/27/2021 18:18	0:01	KWP	0.001	16.062	System Constraint
9/27/2021 18:20	0:01	KWP	0.000147	16.009	System Constraint
9/28/2021 1:38	0:01	AWE	0.000	21.000	Oversupply
9/28/2021 1:45	0:32	AWE	0.740482	21.000	Oversupply
9/28/2021 7:05	11:10	17-2	5.240	0.750	Facility Requested
9/28/2021 8:01	0:02	SSA3	0.004	1.153	Oversupply
9/28/2021 8:03	0:02	SSA2	0.002	0.177	Oversupply
9/28/2021 8:03	0:02	SSA3	0.003873	0.792	Oversupply
9/28/2021 9:36	0:02	SSA3	0.007	2.452	Oversupply
9/28/2021 9:41	0:02	SSA2	0.001291	2.324	Oversupply
9/28/2021 9:42	0:02	SSA3	0.007	0.089	Oversupply
9/28/2021 9:44	0:02	SSA3	0.019000	2.420	Oversupply
9/28/2021 9:45	0:02	SSA2	0.021	0.814	Oversupply
9/28/2021 9:46	0:02	SSA3	0.032000	0.653	Oversupply
9/28/2021 9:47	0:02	SSA2	0.021	1.013	Oversupply
9/28/2021 9:48	0:02	SSA3	0.032195	0.618	Oversupply
9/28/2021 9:50	0:02	SSA3	0.032	1.849	Oversupply
9/28/2021 9:52	0:02	SSA3	0.032464	2.400	Oversupply
9/28/2021 9:57	0:02	SSA2	0.021	1.411	Oversupply
9/28/2021 9:58	0:02	SSA3	0.038000	0.100	Oversupply
9/28/2021 9:59	0:02	SSA2	0.042	0.193	Oversupply
9/28/2021 10:00	0:02	SSA3	0.069000	1.306	Oversupply
9/28/2021 10:01	0:02	SSA2	0.053	0.951	Oversupply
9/28/2021 10:02	0:02	SSA3	0.068300	1.227	Oversupply
9/28/2021 10:03	0:02	SSA2	0.053	0.578	Oversupply
9/28/2021 10:04	0:02	SSA3	0.068300	1.274	Oversupply
9/28/2021 10:05	0:02	SSA2	0.053	0.871	Oversupply
9/28/2021 10:06	0:02	SSA3	0.068300	1.605	Oversupply
9/28/2021 10:07	0:02	SSA2	0.053	0.077	Oversupply
9/28/2021 10:08	0:02	SSA3	0.068	0.373	Oversupply
9/28/2021 10:09	0:02	SSA2	0.053	0.065	Oversupply
9/28/2021 10:10	0:02	SSA3	0.068300	0.421	Oversupply
9/28/2021 10:11	0:02	SSA2	0.053	0.283	Oversupply
9/28/2021 10:12	0:01	BS250	Data is not available	Data is not available	Oversupply
9/28/2021 10:12	0:02	SSA3	0.068	0.022	Oversupply
9/28/2021 10:13	0:01	AWE	0.002000	21.000	Oversupply
9/28/2021 10:13	0:02	SSA2	0.059	0.020	Oversupply
9/28/2021 10:14	0:02	SSA3	0.081100	0.117	Oversupply
9/28/2021 10:15	0:02	SSA2	0.090	0.774	Oversupply
9/28/2021 10:16	0:02	SSA3	0.089000	0.134	Oversupply
9/28/2021 10:17	0:02	SSA2	0.091	0.590	Oversupply
9/28/2021 10:18	0:14	SSA3	0.595748	0.311	Oversupply
9/28/2021 10:19	0:14	BS250	Data is not available	Data is not available	Oversupply
9/28/2021 10:19	0:12	SSA2	0.520000	0.036	Oversupply
9/28/2021 10:20	0:13	AWE	0.391	21.000	Oversupply
9/28/2021 10:32	0:02	SSA2	0.071000	0.032	Oversupply
9/28/2021 10:32	0:02	SSA3	0.069	0.279	Oversupply
9/28/2021 10:34	0:02	SSA2	0.071000	0.915	Oversupply
9/28/2021 10:34	0:02	SSA3	0.071	0.275	Oversupply
9/28/2021 10:36	0:02	SSA2	0.070000	0.182	Oversupply
9/28/2021 10:36	0:02	SSA3	0.069	0.093	Oversupply
9/28/2021 10:38	0:02	SSA2	0.070919	0.542	Oversupply
9/28/2021 10:38	0:02	SSA3	0.070	1.829	Oversupply
9/28/2021 10:40	0:02	SSA2	0.071	0.964	Oversupply
9/28/2021 10:40	0:02	SSA3	0.070	0.811	Oversupply



Maui Curtailment Report

Start Date and Time	Duration (minutes)	IPP Curtailed	Estimated Curtailed MWH	Peak MW Curtailed	Reasons for Curtailment
9/28/2021 10:42	0:02	SSA2	0.071000	1.230	Oversupply
9/28/2021 10:42	0:02	SSA3	0.070	1.419	Oversupply
9/28/2021 10:44	0:02	SSA2	0.082	0.806	Oversupply
9/28/2021 10:44	0:02	SSA3	0.091000	1.339	Oversupply
9/28/2021 10:46	0:02	SSA2	0.092	1.185	Oversupply
9/28/2021 10:46	0:02	SSA3	0.094000	0.412	Oversupply
9/28/2021 10:48	0:02	SSA2	0.092	0.215	Oversupply
9/28/2021 10:48	0:52	SSA3	2.452	0.033	Oversupply
9/28/2021 10:49	0:53	BS250	Data is not available	Data is not available	Oversupply
9/28/2021 10:50	0:53	AWE	4.936	21.000	Oversupply
9/28/2021 10:50	0:52	SSA2	1.733072	0.012	Oversupply
9/28/2021 11:41	0:02	SSA3	0.092	0.005	Oversupply
9/28/2021 11:42	0:02	SSA2	0.043	0.003	Oversupply
9/28/2021 11:43	0:02	SSA3	0.092	0.486	Oversupply
9/28/2021 11:44	0:02	SSA2	0.043000	0.140	Oversupply
9/28/2021 11:45	0:02	SSA3	0.092	0.904	Oversupply
9/28/2021 11:46	0:02	SSA2	0.055	0.649	Oversupply
9/28/2021 11:47	0:59	SSA3	2.751	0.846	Oversupply
9/28/2021 11:48	0:58	BS250	Data is not available	Data is not available	Oversupply
9/28/2021 11:48	0:58	AWE	5.199	21.000	Oversupply
9/28/2021 11:48	1:00	SSA2	1.922822	0.010	Oversupply
9/28/2021 12:46	0:02	SSA3	0.040	0.017	Oversupply
9/28/2021 12:48	0:02	SSA3	0.039997	0.005	Oversupply
9/28/2021 12:48	0:02	SSA2	0.040	0.327	Oversupply
9/28/2021 12:50	0:02	SSA3	0.041	0.871	Oversupply
9/28/2021 12:50	0:02	SSA2	0.040000	1.335	Oversupply
9/28/2021 12:52	0:02	SSA3	0.040	1.463	Oversupply
9/28/2021 12:54	0:02	SSA3	0.040	1.877	Oversupply
9/28/2021 13:12	0:02	SSA2	0.018630	2.386	Oversupply
9/28/2021 13:16	0:02	SSA3	0.076	2.775	Oversupply
9/28/2021 13:18	0:02	SSA3	0.078	1.948	Oversupply
9/28/2021 13:19	0:02	SSA2	0.049	1.879	Oversupply
9/28/2021 13:20	0:02	SSA3	0.076297	1.234	Oversupply
9/28/2021 13:21	0:02	SSA2	0.050	0.509	Oversupply
9/28/2021 13:22	0:19	BS250	Data is not available	Data is not available	Oversupply
9/28/2021 13:22	0:18	SSA3	0.686000	0.031	Oversupply
9/28/2021 13:23	0:18	SSA2	0.538	0.003	Oversupply
9/28/2021 13:25	0:16	AWE	0.411	21.000	Oversupply
9/28/2021 13:40	0:02	SSA3	0.076	-0.003	Oversupply
9/28/2021 13:41	0:02	SSA2	0.068	0.246	Oversupply
9/28/2021 13:43	0:02	SSA2	0.062000	1.856	Oversupply
9/28/2021 13:44	0:02	SSA3	0.021	2.515	Oversupply
9/29/2021 6:55	11:17	17-2	5.566	0.750	Facility Requested
9/29/2021 10:30	0:02	SSA2	-0.005000	2.656	Oversupply
9/29/2021 10:30	0:02	SSA3	0.010	2.917	Oversupply
9/29/2021 20:37	0:01	AWE	0.012	14.300	Oversupply
9/29/2021 23:09	0:02	KWP	0.001	0.026	System Constraint
9/29/2021 23:13	0:10	KWP	0.004000	0.026	System Constraint
9/29/2021 23:24	0:08	KWP	0.004	0.026	System Constraint
9/29/2021 23:33	0:15	KWP	0.007	0.026	System Constraint
9/29/2021 23:49	0:04	KWP	0.002000	0.026	System Constraint
9/29/2021 23:54	0:18	KWP	0.008	0.026	System Constraint
9/30/2021 0:13	0:04	KWP	0.002000	0.026	System Constraint
9/30/2021 0:21	0:02	KWP	0.001	0.026	System Constraint
9/30/2021 0:24	0:05	KWP	0.002000	0.026	System Constraint
9/30/2021 0:30	0:05	KWP	0.002	0.026	System Constraint
9/30/2021 0:36	0:21	KWP	0.009000	0.026	System Constraint
9/30/2021 0:58	0:02	KWP	0.001	0.026	System Constraint
9/30/2021 1:03	0:05	KWP	0.002000	0.026	System Constraint
9/30/2021 1:09	0:01	KWP	0.000	0.026	System Constraint
9/30/2021 1:11	0:12	KWP	0.005000	0.026	System Constraint
9/30/2021 1:24	0:01	KWP	0.000	0.026	System Constraint
9/30/2021 1:26	0:11	KWP	0.005	0.026	System Constraint
9/30/2021 1:38	0:04	KWP	0.002000	0.026	System Constraint
9/30/2021 1:43	0:02	KWP	0.001	0.026	System Constraint
9/30/2021 1:47	0:01	KWP	0.000000	0.026	System Constraint
9/30/2021 1:50	0:03	KWP	0.001	0.026	System Constraint
9/30/2021 1:54	0:04	KWP	0.002000	0.026	System Constraint
9/30/2021 1:59	0:40	KWP	0.018	0.026	System Constraint
9/30/2021 2:40	0:01	KWP	0.000000	0.026	System Constraint
9/30/2021 2:42	0:05	KWP	0.002	0.026	System Constraint
9/30/2021 2:48	0:08	KWP	0.004000	0.026	System Constraint
9/30/2021 2:57	0:01	KWP	0.000	0.026	System Constraint



Maui Curtailment Report

Start Date and Time	Duration (minutes)	IPP Curtailed	Estimated Curtailed MWH	Peak MW Curtailed	Reasons for Curtailment
9/30/2021 2:59	0:01	KWP	0.000000	0.026	System Constraint
9/30/2021 3:01	0:01	KWP	0.000	0.026	System Constraint
9/30/2021 3:03	0:06	KWP	0.003000	0.026	System Constraint
9/30/2021 3:10	0:05	KWP	0.002	0.026	System Constraint
9/30/2021 3:17	0:29	KWP	0.013	0.026	System Constraint
9/30/2021 3:47	0:05	KWP	0.002000	0.026	System Constraint
9/30/2021 3:53	0:06	KWP	0.003	0.026	System Constraint
9/30/2021 4:00	0:14	KWP	0.006	0.026	System Constraint
9/30/2021 4:15	0:04	KWP	0.002000	0.026	System Constraint
9/30/2021 4:20	0:12	KWP	0.005	0.026	System Constraint
9/30/2021 4:33	0:04	KWP	0.002000	0.026	System Constraint
9/30/2021 4:38	0:02	KWP	0.001	0.026	System Constraint
9/30/2021 4:41	0:01	KWP	0.000000	0.026	System Constraint
9/30/2021 4:43	0:22	KWP	0.010	0.026	System Constraint
9/30/2021 5:07	0:15	KWP	0.007000	0.026	System Constraint
9/30/2021 5:23	0:22	KWP	0.010	0.026	System Constraint
9/30/2021 5:46	0:18	KWP	0.008000	0.026	System Constraint
9/30/2021 6:05	0:05	KWP	0.002	0.026	System Constraint
9/30/2021 6:11	0:02	KWP	0.001000	0.026	System Constraint
9/30/2021 6:15	0:15	KWP	0.007	0.026	System Constraint
9/30/2021 6:31	0:16	KWP	0.007000	0.026	System Constraint
9/30/2021 6:48	0:04	KWP	0.002	0.026	System Constraint
9/30/2021 6:58	5:28	17-2	1.680000	0.750	Facility Requested
9/30/2021 7:24	0:06	KWP	0.003	0.026	System Constraint
9/30/2021 7:31	0:09	KWP	0.004000	0.026	System Constraint
9/30/2021 7:47	0:22	KWP	0.010	0.026	System Constraint
9/30/2021 8:10	0:09	KWP	0.004000	0.026	System Constraint
9/30/2021 8:20	0:03	KWP	0.001	0.026	System Constraint
9/30/2021 8:24	0:05	KWP	0.002000	0.026	System Constraint
9/30/2021 8:36	0:10	KWP	0.004	0.026	System Constraint
9/30/2021 8:47	0:24	KWP	0.011000	0.026	System Constraint
9/30/2021 9:12	0:15	KWP	0.007	0.026	System Constraint
9/30/2021 9:29	0:05	KWP	0.002000	0.026	System Constraint
9/30/2021 9:35	0:06	KWP	0.003	0.026	System Constraint
9/30/2021 9:42	0:03	KWP	0.001000	0.026	System Constraint
9/30/2021 9:46	0:07	KWP	0.003	0.026	System Constraint
9/30/2021 9:54	0:15	KWP	0.007	0.026	System Constraint
9/30/2021 10:10	0:19	KWP	0.008	0.026	System Constraint
9/30/2021 10:30	0:01	KWP	0.000	0.026	System Constraint
9/30/2021 10:32	0:13	KWP	0.006000	0.026	System Constraint
9/30/2021 10:47	0:05	KWP	0.002	0.026	System Constraint
9/30/2021 10:53	0:05	KWP	0.002000	0.026	System Constraint
9/30/2021 10:59	0:13	KWP	0.006	0.026	System Constraint
9/30/2021 11:13	0:05	KWP	0.002	0.026	System Constraint
9/30/2021 11:20	0:11	KWP	0.005000	0.026	System Constraint
9/30/2021 11:38	0:05	KWP	0.002	0.026	System Constraint
9/30/2021 11:44	0:02	KWP	0.000879	0.026	System Constraint
9/30/2021 11:47	0:02	KWP	0.001	0.026	System Constraint
9/30/2021 11:48	0:06	SSA2	0.179000	2.041	Oversupply
9/30/2021 11:49	0:07	BS250	Data is not available	Data is not available	Oversupply
9/30/2021 11:49	0:06	AWE	0.128	19.300	Oversupply
9/30/2021 11:50	0:06	SSA3	0.089000	0.188	Oversupply
9/30/2021 11:54	0:02	SSA2	0.059	0.003	Oversupply
9/30/2021 11:56	0:01	AWE	0.015000	18.200	Oversupply
9/30/2021 12:00	0:05	KWP	0.002	0.026	System Constraint
9/30/2021 12:08	0:10	KWP	0.004000	0.026	System Constraint
9/30/2021 12:19	0:04	KWP	0.002	0.026	System Constraint
9/30/2021 12:24	0:04	KWP	0.002000	0.026	System Constraint
9/30/2021 12:27	1:47	17-2	0.974	0.750	Facility Requested
9/30/2021 12:29	0:03	KWP	0.001000	0.026	System Constraint
9/30/2021 12:33	0:06	KWP	0.003	0.026	System Constraint
9/30/2021 12:40	0:07	KWP	0.003000	0.026	System Constraint
9/30/2021 12:48	0:03	KWP	0.001	0.026	System Constraint
9/30/2021 12:52	0:21	KWP	0.009000	0.026	System Constraint
9/30/2021 13:14	0:03	KWP	0.001	0.026	System Constraint
9/30/2021 13:20	0:03	KWP	0.001000	0.026	System Constraint
9/30/2021 13:24	0:02	KWP	0.001	0.026	System Constraint
9/30/2021 13:27	0:03	KWP	0.001	0.026	System Constraint
9/30/2021 13:31	0:06	KWP	0.003	0.026	System Constraint
9/30/2021 13:38	0:20	KWP	0.009	0.026	System Constraint
9/30/2021 13:59	0:03	KWP	0.001	0.026	System Constraint
9/30/2021 14:16	0:10	17-2	0.093000	0.750	Facility Requested
9/30/2021 15:30	2:35	17-2	0.354	0.611	Facility Requested



Maui Curtailment Report

Start Date and Time	Duration (minutes)	IPP Curtailed	Estimated Curtailed MWH	Peak MW Curtailed	Reasons for Curtailment
Total Estimated Curtailed MWh			2,189.204		
Notes:					
- Curtailment for Kaheawa Wind Power ("KWP"), AAAAA Rent-A-Space Maui LTD ("5A"), Maui Solar, LLC (MS) fka Strategic Alliance Group ("SAG") fka Bioreal Solar, LLC ("BS"), Auwahi Wind Energy ("AWE"), Kaheawa Wind Power II ("KWPII") Bioreal Solar 250, LLC ("BS250"), Extra Spaces A ("ESA"), Extra Spaces B ("ESB"), SSA Solar of Hawaii 3 ("SSA3") fka South Maui Renewable Resources ("SMRR"), SSA Solar of HI 2 ("SSA2") fka Ku'ia Solar ("KS"), and Maui 17-2 ("17-2") may now be controlled by Maui Electric's Automatic Generation Control System ("AGC") or a Maui Electric operator-entered curtailment limit. The AGC curtailment control automatically calculates the amount of Maximum Allowable Variable Generation ("MAVG") that Maui Electric can accept into the Maui system, based on the system current available variable generation ("CAVG"), regulating reserve down requirement ("RRDR"), and available regulating reserve down ("ARRD"). Thus, the AGC MAVG - calculated is equal to CAVG less (RRDR less ARRD). Additionally, the AGC curtailment control allows the Maui Electric operator to enter an AGC MAVG value. The AGC curtailment control will employ the lesser of the AGC MAVG - calculated and AGC MAVG entered values in the control logic.					
- Curtailment signals sent to 5A, MS (fka SAG fka BS), BS250, ESA, ESB, SSA3 (fka SMRR), SSA2 (fka KS) and 17-2 during nighttime hours only are not recorded as curtailment events because no energy generation is possible during that time.					
- The curtailment reasons have been modified to oversupply, system constraints, and facility requested, to provide continuity with HPUC Docket No. 2013-0141 Decoupling for HECO companies metrics.					
- Facility Requested curtailment includes but is not limited to conditions that are attributed to IPPs such as communication problems and curtailment control testing.					
- The data to calculate the Estimated Curtailed MWH and Peak MW Curtailed is not provided by 5A, MS, BS 250, ESA, and ESB.					
- The Estimated Curtailed MWH and Peak MW Curtailed are calculated with information estimated or provided by AWE, KWP, KWPII, SSA 2 (fka KS), SSA 3 (fka SMRR) and 17-2. Maui Electric does not make any representation as to its accuracy.					
- 17-2 was curtailed due to equipment problems. ESA, and ESB facilities were offline for the month of September because of equipment problems.					



Lanai Curtailment Report

September 2021

Start Date and Time	Duration (h:mm)	IPP Curtailed	Estimated MWh Curtailed	Peak MW Curtailed	Reasons for Curtailment
9/1/2021 7:12	3:16	LSR	Data is not available	Data is not available	Oversupply
9/8/2021 8:21	0:21	LSR	Data is not available	Data is not available	Oversupply
9/10/2021 7:32	4:09	LSR	Data is not available	Data is not available	Oversupply
9/20/2021 8:41	0:24	LSR	Data is not available	Data is not available	Oversupply
9/27/2021 8:43	3:09	LSR	Data is not available	Data is not available	Oversupply
9/27/2021 12:44	7:16	LSR	Data is not available	Data is not available	Oversupply
9/28/2021 5:00	9:24	LSR	Data is not available	Data is not available	Oversupply
9/29/2021 7:13	1:18	LSR	Data is not available	Data is not available	Oversupply
9/29/2021 8:37	0:01	LSR	Data is not available	Data is not available	Oversupply
9/30/2021 7:58	0:01	LSR	Data is not available	Data is not available	Oversupply
9/30/2021 8:23	0:01	LSR	Data is not available	Data is not available	Oversupply
9/30/2021 8:29	0:01	LSR	Data is not available	Data is not available	Oversupply

Notes:
 On June 27, 2012, Maui Electric notified Lanai Sustainability Research (LSR) that although LSR has not operated in compliance with the revised ramp rate of 360 kW/minute, Maui Electric would conditionally allow LSR to operate at the allowed capacity of 1.2 MW while the Maui Electric-Lanai Diesel Operator was in the control room.
 LSR possible output data is not available. Therefore, Maui Electric assumes LSR is curtailed if the LSR curtailment set point is less than 1,200 kW and LSR's output is within 70 kW of the curtailment set point.
 The curtailment reasons have been modified to oversupply, system constraints, and facility requested, to provide continuity with HPUC Docket No. 2013-0141 Decoupling for HECO companies' metrics.
 Facility Requested curtailment includes but is not limited to conditions that are attributed to IPPs such as communication problems and curtailment control testing.

Hawai'i Electric Light Company Curtailment Report September 2021

Start Date/Time	MW output prior to start of curtailment	End Date/Time	MW output after curtailment released ¹	IPP	Reason for Curtailment
09/03/21 08:50	17.3 MW	09/03/21 12:20	18.9 MW	Pakini Nui	Facility Requested
09/11/21 12:31	1.4 MW	09/11/21 13:37	0.0 MW	TGUHI	Oversupply
09/11/21 12:38	18.8 MW	09/11/21 13:34	13.5 MW	Pakini Nui	Oversupply
09/30/21 13:50	19.9 MW	09/30/21 13:54	16.6 MW	Pakini Nui	System Constraint

¹ The MW output values are taken soon after curtailment is released by Hawai'i Electric Light and may not reflect their full output depending on ramp rate for the facility. The wind farms generally return immediately to full available levels, whereas PGV, Wailuku, and FIT Facilities may take longer to return to scheduled or full available output levels.

SERVICE LIST
(Docket No. 2011-0206)

DEAN NISHINA
EXECUTIVE DIRECTOR
DEPARTMENT OF COMMERCE AND CONSUMER AFFAIRS
DIVISION OF CONSUMER ADVOCACY
P.O. Box 541
Honolulu, HI 96809

1 Copy
Electronically Transmitted

GREGG J. KINKLEY, ESQ.
DEPARTMENT OF THE ATTORNEY GENERAL
425 Queen Street
Honolulu, Hawaii 96813
Counsel for DBEDT

1 Copy
Electronically Transmitted

DANIEL W.S. LAWRENCE, ESQ.
DEPARTMENT OF THE CORPORATION COUNSEL
CITY AND COUNTY OF HONOLULU
530 S. King Street, Room 110
Honolulu, HI 96813
Counsel for the CITY AND COUNTY OF HONOLULU

1 Copy
Electronically Transmitted

JOSEPH K. KAMELAMELA
ANGELIC M. HO
DEPARTMENT OF THE CORPORATION COUNSEL
COUNTY OF HAWAII
101 Aupuni Street, Suite 325
Hilo, HI 96720
Counsel for the COUNTY OF HAWAII

1 Copy
Electronically Transmitted

HENRY Q CURTIS
VICE PRESIDENT FOR CONSUMER ISSUES
LIFE OF THE LAND
P.O. Box 37158
Honolulu, HI 96837-0158

1 Copy
Electronically Transmitted

MELISSA MIYASHIRO (9360)
CHIEF OF STAFF
BLUE PLANET FOUNDATION
55 Merchant Street, 17th Floor
Honolulu, HI 96813

1 Copy
Electronically Transmitted

SERVICE LIST
(Docket No. 2011-0206)

ISAAC MORIWAKE, ESQ.
DAVID HENKIN, ESQ.
EARTHJUSTICE
850 Richards Street, Suite 400
Honolulu, HI 96813-4501
Counsel for HAWAII SOLAR ENERGY ASSOCIATION

1 Copy
Electronically Transmitted

RICK REED
DIRECTOR
HAWAII SOLAR ENERGY ASSOCIATION
761 Ahua Street
Honolulu, HI 96819

1 Copy
Electronically Transmitted

KENT D. MORIHARA, ESQ.
KRIS N. NAKAGAWA, ESQ.
LAUREN M. IMADA-LEE, ESQ.
TANYA M. FERNANDES, ESQ.
Moriyama Lau & Fong LLP
841 Bishop Street, Suite 400
Honolulu, Hawaii 96813
Counsel for KAUAI ISLAND UTILITY COOPERATIVE

1 Copy
Electronically Transmitted

ERIK W. KVAM
CHIEF EXECUTIVE OFFICER
ZERO EMISSIONS LEASING LLC
4188-4 Keanu Street
Honolulu, HI 96816

1 Copy
Electronically Transmitted

SANDRA-ANN Y.H. WONG, ESQ.
ATTORNEY AT LAW, A LAW CORPORATION
1050 Bishop Street, #514
Honolulu, HI 96813
Counsel for TAWHIRI POWER LLC

1 Copy
Electronically Transmitted

RILEY SAITO
73-1294 Awakea Street
Kailua-Kona, HI 96740
For SOLAR ENERGY INDUSTRIES ASSOCIATION

1 Copy
Electronically Transmitted

DEAN T. YAMAMOTO, ESQ.
YAMAMOTO & SETTLE
1100 Alakea Street, Suite 3100
Honolulu, HI 96813
Counsel for CASTLE & COOKE HOMES HAWAII, INC.,
CASTLE & COOKE RESORTS, LLC and
LANAI SUSTAINABILITY RESEARCH, LLC

1 Copy
Electronically Transmitted

SERVICE LIST
(Docket No. 2011-0206)

MICHAEL J. HOPPER, ESQ. DEPUTY CORPORATION COUNSEL DEPARTMENT OF THE CORPORATION COUNSEL COUNTY OF MAUI 200 S. High Street Wailuku, HI 96793 Counsel for the COUNTY OF MAUI	1 Copy Electronically Transmitted
CURTIS SEYMOUR SENIOR MANAGER, GOVERNMENT AFFAIRS SUN EDISON LLC 600 Clipper Drive Belmont, CA 94002	1 Copy Electronically Transmitted
MONA W. CLARK, ESQ. OFFICE OF THE COUNTY ATTORNEY COUNTY OF KAUAI 4444 Rice Street, Suite 200 Lihue, HI 96766-1300	1 Copy Electronically Transmitted
BRADLEY ALBERT PRESIDENT HAWAII PV COALITION P.O. Box 81501 Haiku, HI 96708	1 Copy Electronically Transmitted
HILTON H. UNEMORI ECM, INC. 130 N. Market Street Wailuku, HI 96793-1716 For SOUTH MAUI RENEWABLE RESOURCES, LLC	1 Copy Electronically Transmitted
SKY STANFIELD SHUTE, MIHALY & WEINBERGER LLP 396 Hayes Street San Francisco, CA 94102 For the INTERSTATE RENEWABLE ENERGY COUNCIL	1 Copy Electronically Transmitted
PETE COOPER SOLARCITY CORPORATION REGIONAL DIRECTOR, HAWAII 599 Kahelu Street Mililani, HI 96789	1 Copy Electronically Transmitted

SERVICE LIST
(Docket No. 2011-0206)

ALISON SILVERSTEIN
19213 Luedtke Lane
Pflugerville, TX 78660

1 Copy
Electronically Transmitted

BRENDAN KIRBY
12011 SW Pineapple Court
Palm City, FL 34990

1 Copy
Electronically Transmitted

Chun, Marisa

From: puc@hawaii.gov
Sent: Monday, October 25, 2021 8:10 AM
To: Chun, Marisa
Subject: Hawaii PUC eFiling Confirmation of Filing

[This email is coming from an EXTERNAL source. Please use caution when opening attachments or links in suspicious email.]

Your eFile document has been filed with the Hawaii Public Utilities commission on 2021 Oct 25 AM 08:05. The mere fact of filing shall not waive any failure to comply with Hawaii Administrative Rules Chapter 6-61, Rules of Practice and Procedure Before the Public Utilities Commission, or any other application requirements. Your confirmation number is MARI21080514650. If you have received this email in error please notify the Hawaii Public Utilities Commission by phone at 808 586-2020 or email at hawaii.puc@hawaii.gov.