



September 26, 2022

The Honorable Chair and Members
of the Hawai'i Public Utilities Commission
Kekuanao'a Building, First Floor
465 South King Street
Honolulu, Hawai'i 96813

Dear Commissioners:

Subject: Docket No. 2011-0206
Reliability Standards Working Group
Monthly Report

In accordance with Ordering Paragraph 3 of Order No. 30371, filed May 4, 2012 in the subject proceeding, enclosed as Exhibit A is Hawaiian Electric's¹ monthly report for August 2022 on: (1) system frequency control performance during month; (2) significant system events during month; and (3) curtailment of non-dispatchable renewable resources.

Any party to this proceeding may obtain an electronic copy of this report by emailing Marisa Chun at marisa.chun@hawaiianelectric.com.

Sincerely,

/s/ Kevin M. Katsura

Kevin M. Katsura
Director, Regulatory Non-Rate Proceedings

Enclosures

c: Service List

¹ Hawaiian Electric Company, Inc., Maui Electric Company, Limited, and Hawai'i Electric Light Company, Inc. are each doing business as "Hawaiian Electric" and have jointly registered "Hawaiian Electric" as a trade name with the State of Hawai'i Department of Commerce and Consumer Affairs, as evidenced by Certificate of Registration No. 4235929, dated December 20, 2019.

The Commission's Order No. 30371 (Docket No 2011-0206 – Relating To Various Matters in RSWG Process), filed May 4, 2012, ordered the following information for each island grid:

- (1) System frequency control performance during month:
 - a) Frequency duration plot based on the highest resolution SCADA data available for the month detailing how many seconds each power system operated at frequencies above 60 hertz and at frequencies below 60 Hz.
 - b) Tabulation of the number, magnitude and duration of frequency excursions (high and low) outside normal frequency control range (59.95 to 60.05 Hz).

The following provides information with respect to items 1a) through 1b) – (all statements are current as of the month ending August 31, 2022):

1a) Frequency duration plot based on the highest resolution SCADA data available for the month detailing how many seconds each power system operated at frequencies above 60 hertz and at frequencies below 60 Hz:

The frequency duration plots for Hawaiian Electric Company, Inc., Maui Electric Company, Limited (Maui Division) and Hawai'i Electric Light Company, Inc. based on two-second data are provided in Attachment 1, and the enclosed Excel files. Refer to the electronic files for the individual data points because the information is voluminous and does not translate well to a hard copy.

1b) Tabulation of the number, magnitude and duration of frequency excursions (high and low) outside normal frequency control range (59.95 to 60.05 Hz):

Tabulation of the number, magnitude and duration of frequency excursions outside of the frequency range of 59.95 Hz to 60.05 Hz for Hawaiian Electric Company, Inc., Maui Electric Company, Limited (Maui Division) and Hawai'i Electric Light Company, Inc are provided in Attachment 2, and the enclosed Excel files. Refer to the electronic files for the individual data points because the information is voluminous and does not translate well to a hard copy.

- (2) Significant system events during month:
 - a) Tabulation of contingency reserve activations including date and time, MW magnitude, duration, and triggering event.
 - b) Tabulation of under frequency load shed activations including date and time, triggering frequency, MW magnitude, duration, and triggering event.
 - c) Tabulation of demand response activations for system events, including date and time, MW magnitude, duration, and triggering event, (excluding demand response utilization for unit commitment deferral or system operations economics.)

The following provides information with respect to items 2a) through 2c) – (all statements are current as of the month ending August 31, 2022):

2a) Tabulation of contingency reserve activations including date and time, MW magnitude, duration, and triggering event:

Hawaiian Electric Company, Inc.'s contingency reserve activations are provided in Attachment 3. Maui Electric Company, Limited and Hawai'i Electric Light Company, Inc. do not operate with contingency reserve requirements.

2b) Tabulation of under frequency load shed activations including date and time, triggering frequency, MW magnitude, duration, and triggering event:

Hawaiian Electric Company, Inc., Hawai'i Electric Light Company, Inc., and Maui Electric Company, Limited's under frequency load shed activations are provided in Attachment 4.

2c) Tabulation of demand response activations for system events, including date and time, MW magnitude, duration, and triggering event, (excluding demand response utilization for unit commitment deferral or system operations economics.)

Hawaiian Electric Company, Inc.'s demand response activations for system events are provided in Attachment 5. Hawai'i Electric Light Company, Inc. currently does not have a demand response program. Maui Electric Company, Limited has implemented the Fast Demand Response pilot program on a limited basis. Hawai'i Electric Light Company, Inc. plans to use the findings of Maui Electric Company, Limited's pilot program to help in the evaluation and development of future demand response programs. Maui Electric Company, Limited executes a weekly testing protocol which measures customer participation. This program is not currently used in response to actual system events. Therefore, Attachment 5 is not being provided for this reporting period.

- (3) Curtailment of non-dispatchable renewable resources:
- (a) Tabulation of each curtailment event for each resource including the starting date and time, duration, megawatt hours curtailed, peak MW curtailed, and reason for curtailment.
 - (b) Total MWh of non-dispatchable renewable resources curtailed for the month.

The following provides information with respect to items 3a) through 3b) – (all statements are current as of the month ending August 31, 2022):

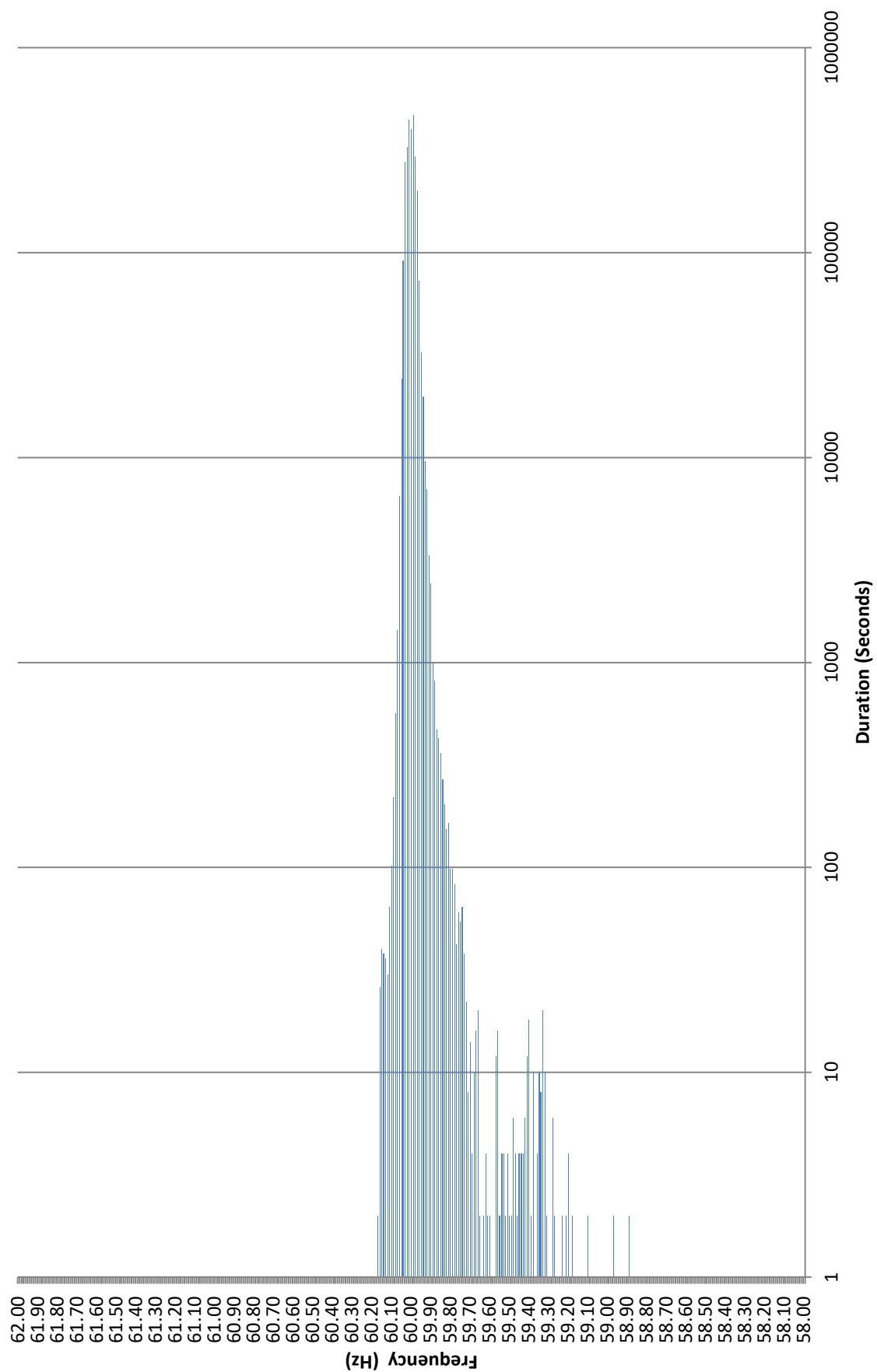
3a) Tabulation of each curtailment event for each resource including the starting date and time, duration, megawatt hours curtailed, peak MW curtailed, and reason for curtailment:

The tabulation of each curtailment event for each resource is provided in Attachment 6.

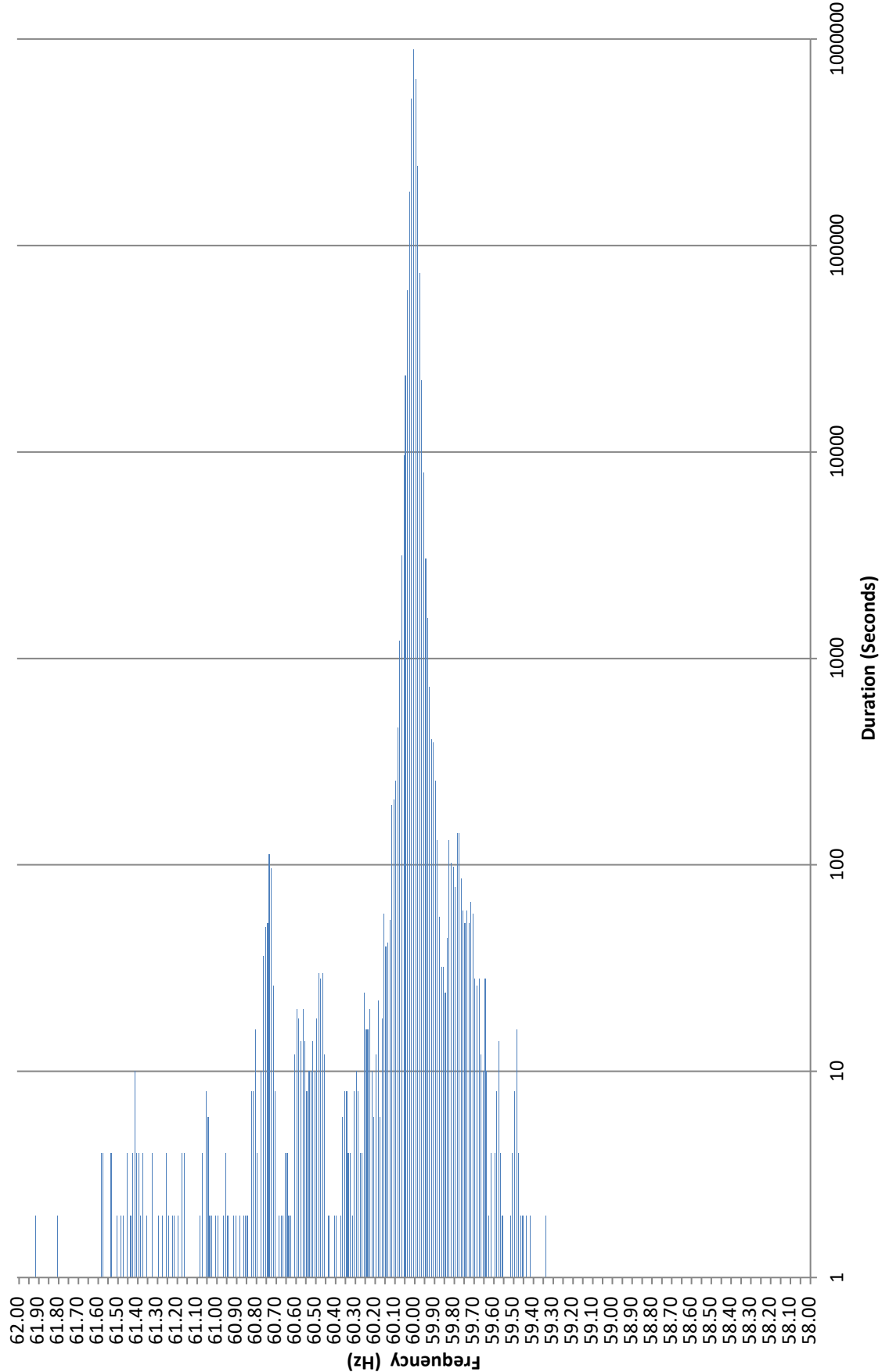
3b) Total MWh of non-dispatchable renewable resources curtailed for the month:

Curtailed MWh from non-dispatchable resources are difficult to determine due to the variability of the resource during curtailment periods. In some cases, the curtailed MWh estimates were provided by the IPPs under curtailment. The Company does not make any representations as to the accuracy of the curtailed MWh. The estimated MWh of non-dispatchable resources curtailed for the month are provided in Attachment 6, corresponding to each curtailment event.

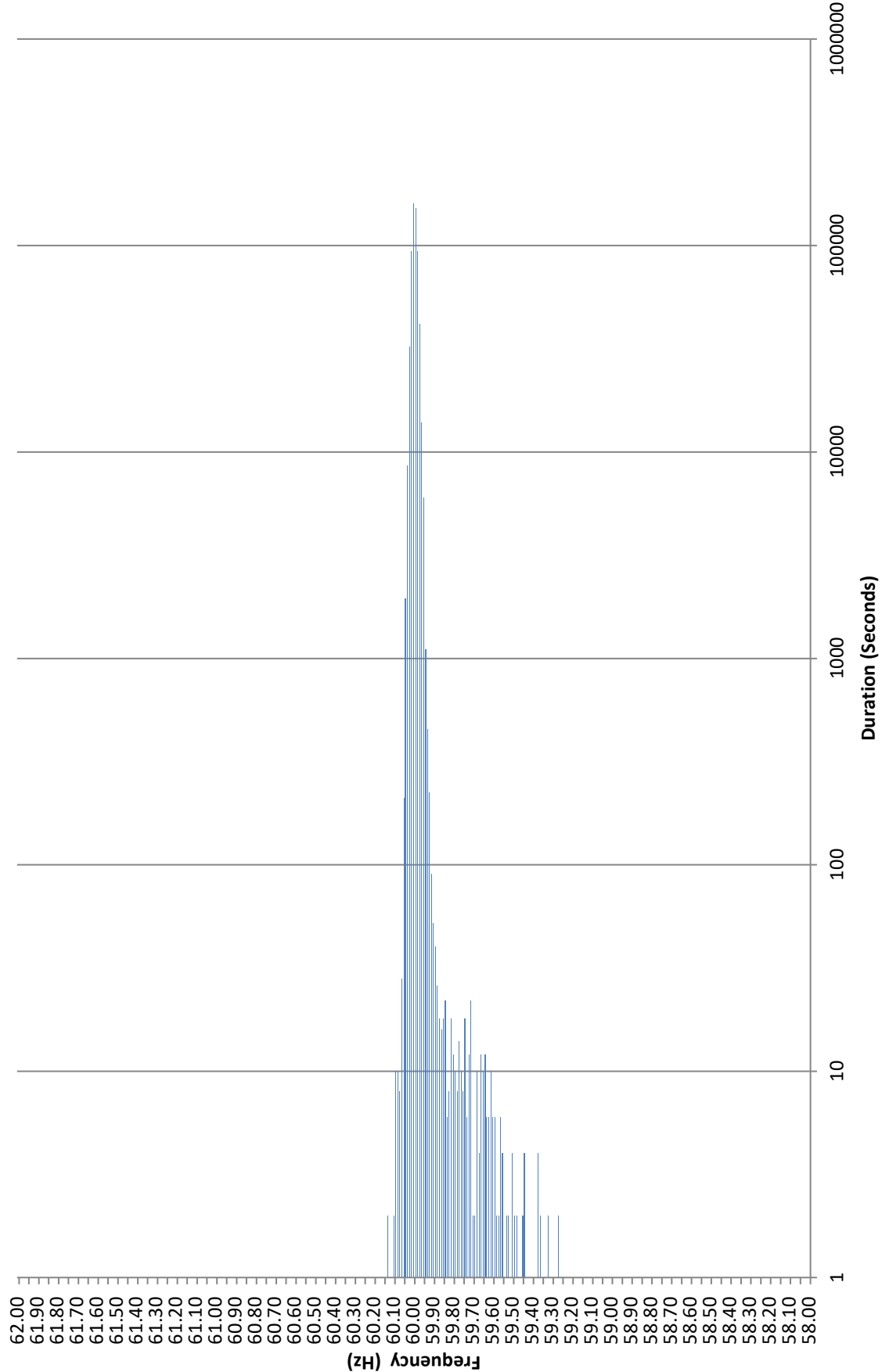
**Frequency Distribution Plot - Hawaiian Electric Company, Inc.
August 2022**



**Frequency Distribution Plot - Maui Electric Company, Limited
August 2022**



**Frequency Distribution Plot - Hawai'i Electric Light Company, Inc.
August 2022**



Hawaiian Electric Company, Inc. Frequency Excursion Statistics August 2012		
Data Rounded to the nearest	<59.95 Hz	>60.05 Hz
Number of Excursions	4598	2135
Maximum Duration (sec)	654	272
Maximum Deviation (Hz)	58.889	60.165
Total Duration of Excursions (sec)	58720	14970

Maui Electric Company, Limited Frequency Excursion Statistics August 2022		
	<59.95 Hz	>60.05 Hz
Number of Excursions	1551	1210
Maximum Duration (sec)	1182	826
Maximum Deviation (Hz)	59.332	61.913
Total Duration of Excursions (sec)	11036	10236

Hawai'i Electric Light Company, Inc. Frequency Excursion Statistics August 2022		
	<59.95 Hz	>60.05 Hz
Number of Excursions	802	24
Maximum Duration (sec)	216	18
Maximum Deviation (Hz)	59.266	60.150
Total Duration of Excursions (sec)	5320	108

HAWAIIAN ELECTRIC COMPANY, INC.
 CONTINGENCY RESERVE ACTIVATION EVENTS
 August 2022

Event #	Date & Time	Frequency (Hz)			Spinning Reserve Shortfall (MW)	Duration (HH:MM)	Description
		Prior to Event	Nadir	Trigger			
1	8/20/2022 8:08	60.03	58.89	NA	-36.00	0:37	Kahe 6 tripped offline while generating ~106MW.
2	8/24/2022 17:17	60.00	59.70	NA	-74.00	1:45	Waiau 10 tripped offline while generating ~43MW.

HAWAIIAN ELECTRIC COMPANY, INC.
UNDERFREQUENCY LOAD SHEDDING EVENTS
August 2022

Event #	Date & Time	Frequency (Hz)			Load Shed (MW)	Duration (HH:MM)	Description
		Prior to Event	Nadir	Trigger			
1	8/20/2022 8:08	60.03	58.89	58.90	25.25	0:07	Kahe 6 tripped offline while generating ~106MW. Block 1 activated.

**MAUI ELECTRIC COMPANY, LIMITED
UNDERFREQUENCY LOADSHEDDING EVENTS
August 2022**

Event #	IR #	Island	Date & Time	Frequency (Hz)			Load Shed (MW)	Duration (HH:MM)	Description
				Prior to Event	Nadir	Levels UFLS Occurred			
1	417	MAUI	8/23/22 2:43AM	60.00	58.77	59.00	4.9	7:24	A fault occurred at Maalaea Sub 101, causing the C-Bus at Sub 101 to relay open and lose generators M17, X1, X2, and Auwahi Wind while carrying approximately 20.3MW (combined). This caused stage 1 of the UFLS to operate.
2	419	MAUI	8/23/22 3:09AM	60.00	50.34	58.7 58.4 58.1 57.6	34.18	7:01	While event 1 remained in progress, Maalaea Power Plant was disconnected while generating a significant amount of power for the grid, when another fault occurred at Maalaea Sub 101. The resulting inadequate supply of generation triggered another UFLS event of the remaining available stages.

HAWAIIAN ELECTRIC COMPANY, INC.
DEMAND RESPONSE EVENTS
August 2022

Event #	Date & Time	Frequency (Hz)			Load Shed (MW)	Duration (HH:MM)	Description
		Prior to Event	Nadir	Trigger			
1	8/20/2022 8:08	60.03	58.89	59.70	NA	0:06	Kahe 6 tripped offline while generating ~106MW. RDLC/CIDLC activated.
2	8/20/2022 10:56	59.98	59.68	59.70	NA	0:02	Kawailoa Wind Mauka dropped ~37MW in 20 seconds. RDLC activated.
3	8/24/2022 17:17	60.00	59.70	59.70	NA	0:02	Waiiau 10 tripped offline while generating ~43MW. RDLC activated.

Hawaiian Electric Company, Inc. Curtailment Report August 2022

Start Date/Time	Curtailment Set Point	MW output prior to start of curtailment	End Date/Time	MW output after curtailment released	Estimated MWh of curtailed energy during event (1)	IPP/Facility	Reason for Curtailment
08/02/22 06:43	0.0	0.00	08/02/22 06:47	0	*	North	System Constraints
08/02/22 06:43	0.0	0.00	08/02/22 06:48	0	*	South	System Constraints
08/02/22 06:43	0.0	0.00	08/02/22 06:48	0	*	KREP	System Constraints
08/02/22 06:44	0.0	0.80	08/02/22 06:48	0	0.04	WestL	System Constraints
08/02/22 06:51	0.0	0.12	08/02/22 07:13	0	*	KREP	System Constraints
08/02/22 06:52	0.0	0.00	08/02/22 07:12	0	0.16	WestL	System Constraints
08/02/22 13:21	0.0	0.00	08/02/22 15:24	0	35.04	WestL	System Constraints
08/02/22 15:16	0.0	1.20	08/02/22 15:25	0	*	South	System Constraints
08/02/22 15:19	0.0	20.40	08/02/22 15:34	0	*	KWMauka	System Constraints
08/02/22 15:19	0.0	12.70	08/02/22 15:35	0	*	KSMauka	System Constraints
08/02/22 20:10	0.0	0.00	08/02/22 20:20	0	*	KREP	System Constraints
08/02/22 20:10	0.0	0.00	08/02/22 20:20	0	*	Aloha2	System Constraints
08/02/22 20:10	0.0	0.00	08/02/22 20:20	0	0.00	WestL	System Constraints
08/02/22 23:47	0.0	0.0	08/03/22 00:02	0	0.00	WestL	System Constraints
08/02/22 23:48	0.0	0.0	08/03/22 00:01	0	*	KREP	System Constraints
08/03/22 06:01	0.0	0.00	08/03/22 06:18	0	*	North	System Constraints
08/03/22 06:01	0.0	0.00	08/03/22 06:19	0	*	South	System Constraints
08/03/22 06:02	0.0	0.00	08/03/22 07:19	0	*	KREP	System Constraints
08/03/22 06:03	0.0	0.00	08/03/22 07:20	0	6.03	WestL	System Constraints
08/03/22 13:41	0.0	19.98	08/03/22 13:59	0	4.30	WestL	System Constraints
08/03/22 13:42	0.0	1.00	08/03/22 13:57	0	*	KREP	System Constraints
08/03/22 13:42	0.0	4.30	08/03/22 13:58	0	*	North	System Constraints
08/03/22 13:43	0.0	31.10	08/03/22 13:59	0	*	KWMauka	System Constraints
08/03/22 13:44	0.0	17.70	08/03/22 14:00	0	*	KSMauka	System Constraints
08/07/22 12:32	0.0	25.00	08/07/22 12:58	0	*	KSMauka	Oversupply
08/07/22 12:32	0.0	19.00	08/07/22 12:45	0	*	KSMakai	Oversupply
08/08/22 06:39	0.0	0.00	08/08/22 08:49	0	*	KREP	System Constraints
08/08/22 06:39	0.0	3.00	08/08/22 08:49	0	*	KREP	System Constraints
08/08/22 06:49	0.0	0.70	08/08/22 08:49	0	*	KLS2	System Constraints
08/08/22 06:52	0.0	0.90	08/08/22 08:50	0	11.06	WestL	System Constraints
08/08/22 14:40	0.0	0.00	08/08/22 15:25	0	*	KREP	System Constraints
08/08/22 14:43	0.0	5.00	08/08/22 15:26	0	*	KLS2	System Constraints
08/08/22 14:44	0.0	20.00	08/08/22 15:28	0	12.27	WestL	System Constraints
08/09/22 06:33	0.0	18.40	08/09/22 19:03	0	*	NPM	System Constraints
08/09/22 06:52	0.0	0.14	08/09/22 07:54	0	*	KREP	System Constraints
08/09/22 06:55	0.0	1.00	08/09/22 07:53	0	*	KLS2	System Constraints
08/09/22 06:55	0.0	1.00	08/09/22 07:56	0	2.96	WestL	System Constraints
08/09/22 15:21	0.0	0.60	08/09/22 16:05	0	*	KREP	System Constraints
08/09/22 15:21	0.0	1.10	08/09/22 16:08	0	*	KLS2	System Constraints
08/09/22 15:23	0.0	12.90	08/09/22 16:07	0	7.28	WestL	System Constraints
08/10/22 05:55	0.0	24.00	08/10/22 23:43	0	*	NPM	System Constraints
08/10/22 05:56	0.0	1.40	08/10/22 10:33	0	*	KREP	System Constraints
08/10/22 05:59	0.0	0.00	08/10/22 10:30	0	35.91	WestL	System Constraints
08/10/22 06:05	0.0	0.00	08/10/22 10:33	0	*	KLS2	System Constraints
08/10/22 06:18	0.0	0.00	08/10/22 10:54	0	*	North	System Constraints
08/10/22 06:19	0.0	0.00	08/10/22 10:54	0	*	South	System Constraints
08/10/22 14:39	0.0	15.30	08/10/22 15:31	0	*	KWMauka	System Constraints
08/10/22 14:40	0.0	4.80	08/10/22 15:31	0	*	KSMauka	System Constraints
08/10/22 14:41	0.0	3.90	08/10/22 15:32	0	*	North	System Constraints
08/10/22 14:41	0.0	1.30	08/10/22 15:32	0	*	South	System Constraints
08/10/22 17:00	0.0	0.00	08/10/22 18:39	0	*	KREP	System Constraints
08/10/22 17:01	0.0	3.70	08/10/22 17:36	0	*	KLS2	System Constraints
08/10/22 17:01	0.0	9.70	08/10/22 18:39	0	6.04	WestL	System Constraints
08/11/22 06:07	0.0	0.00	08/11/22 09:32	0	*	KREP	System Constraints
08/11/22 06:07	0.0	0.00	08/11/22 07:56	0	*	North	System Constraints
08/11/22 06:08	0.0	0.00	08/11/22 07:57	0	*	South	System Constraints
08/11/22 06:09	0.0	0.00	08/11/22 09:33	0	15.32	WestL	System Constraints
08/11/22 06:15	0.0	0.00	08/11/22 09:32	0	*	KLS2	System Constraints
08/11/22 14:53	0.0	18.00	08/11/22 15:34	0	*	KWMauka	System Constraints
08/11/22 14:53	0.0	17.00	08/11/22 15:35	0	*	KSMauka	System Constraints

Hawaiian Electric Company, Inc. Curtailment Report August 2022

Start Date/Time	Curtailment Set Point	MW output prior to start of curtailment	End Date/Time	MW output after curtailment released	Estimated MWh of curtailed energy during event (1)	IPP/Facility	Reason for Curtailment
08/11/22 14:54	0.0	3.00	08/11/22 15:36	0	*	North	System Constraints
08/11/22 14:55	0.0	1.00	08/11/22 15:36	0	*	South	System Constraints
08/11/22 17:32	0.0	1.00	08/11/22 18:50	0	*	KREP	System Constraints
08/11/22 17:33	0.0	3.00	08/11/22 18:50	0	*	KLS2	System Constraints
08/11/22 17:34	0.0	3.00	08/11/22 18:51	0	2.45	WestL	System Constraints
08/12/22 06:03	0.0	0.00	08/12/22 08:01	0	*	North	System Constraints
08/12/22 06:03	0.0	0.00	08/12/22 08:02	0	*	South	System Constraints
08/12/22 14:52	0.0	18.00	08/12/22 16:42	0	*	KWMauka	System Constraints
08/12/22 14:53	0.0	4.00	08/12/22 16:44	0	*	North	System Constraints
08/12/22 14:54	0.0	1.00	08/12/22 16:44	0	*	South	System Constraints
08/12/22 14:55	0.0	26.00	08/12/22 16:43	0	*	KSMauka	System Constraints
08/14/22 15:00	0.0	23.90	08/14/22 15:26	0	*	KSMauka	Oversupply
08/14/22 15:01	0.0	17.60	08/14/22 15:25	0	*	KSMakai	Oversupply
08/15/22 05:56	0.0	0.00	08/15/22 07:40	0	*	KREP	System Constraints
08/15/22 05:57	0.0	0.00	08/15/22 07:40	0	1.15	WestL	System Constraints
08/15/22 06:01	0.0	0.00	08/15/22 07:39	0	*	KLS2	System Constraints
08/15/22 13:21	0.0	1.10	08/15/22 13:48	0	*	KREP	System Constraints
08/15/22 13:24	0.0	3.10	08/15/22 13:49	0	*	KLS2	System Constraints
08/15/22 13:25	0.0	15.70	08/15/22 13:49	0	7.35	WestL	System Constraints
08/16/22 06:11	0.0	0.00	08/16/22 08:56	0	*	NPM	System Constraints
08/16/22 06:15	0.0	0.00	08/16/22 08:06	0	*	KLS2	System Constraints
08/16/22 15:50	0.0	4.30	08/16/22 16:51	0	*	KLS2	System Constraints
08/16/22 15:56	0.0	0.30	08/16/22 16:15	0	*	NPM	System Constraints
08/17/22 06:21	0.0	0.00	08/17/22 07:56	0	*	KREP	System Constraints
08/17/22 06:21	0.0	0.00	08/17/22 06:56	0	*	North	System Constraints
08/17/22 06:21	0.0	0.00	08/17/22 06:56	0	*	South	System Constraints
08/17/22 06:22	0.0	0.00	08/17/22 07:56	0	3.35	WestL	System Constraints
08/17/22 15:59	0.0	0.70	08/17/22 16:49	0	*	KWMauka	System Constraints
08/17/22 16:01	0.0	7.50	08/17/22 16:49	0	*	KSMauka	System Constraints
08/17/22 16:01	0.0	0.50	08/17/22 16:47	0	*	North	System Constraints
08/17/22 16:02	0.0	0.20	08/17/22 16:48	0	*	South	System Constraints
08/17/22 16:02	0.0	0.60	08/17/22 16:47	0	*	KREP	System Constraints
08/17/22 16:04	0.0	4.40	08/17/22 16:48	0	5.05	WestL	System Constraints
08/18/22 07:09	0.0	2.00	08/18/22 16:19	0	130.82	WestL	System Constraints
08/18/22 07:10	0.0	0.30	08/18/22 07:55	0	*	KREP	System Constraints
08/18/22 15:26	0.0	0.40	08/18/22 16:18	0	*	KREP	System Constraints
08/18/22 16:22	0.0	0.00	08/18/22 17:16	0	*	KREP	System Constraints
08/18/22 16:22	0.0	0.00	08/18/22 17:18	0	9.44	WestL	System Constraints
08/22/22 06:05	0.0	0.00	08/22/22 07:14	0	*	KREP	System Constraints
08/22/22 06:08	0.0	0.00	08/22/22 07:14	0	*	KLS2	System Constraints
08/22/22 06:09	0.0	0.00	08/22/22 07:14	0	0.39	WestL	System Constraints
08/22/22 19:13	0.0	0.00	08/22/22 19:27	0	*	KREP	System Constraints
08/22/22 19:13	0.0	0.00	08/22/22 19:28	0	*	KLS2	System Constraints
08/22/22 19:14	0.0	0.00	08/22/22 19:26	0	0.00	WestL	System Constraints
08/23/22 06:57	0.0	0.20	08/23/22 08:14	0	*	KREP	System Constraints
08/23/22 07:00	0.0	0.30	08/23/22 08:15	0	*	KLS2	System Constraints
08/23/22 07:03	0.0	1.00	08/23/22 08:15	0	1.49	WestL	System Constraints
08/23/22 17:59	0.0	0.00	08/23/22 18:41	0	*	KREP	System Constraints
08/23/22 18:00	0.0	1.70	08/23/22 18:41	0	*	KLS2	System Constraints
08/23/22 18:02	0.0	1.30	08/23/22 18:41	0	0.56	WestL	System Constraints
08/24/22 05:50	0.0	0.00	08/24/22 06:28	0	*	North	System Constraints
08/24/22 05:51	0.0	0.00	08/24/22 06:28	0	*	South	System Constraints
08/24/22 06:42	0.0	0.20	08/24/22 19:32	0	*	KLS2	System Constraints
08/24/22 06:48	0.0	0.60	08/24/22 19:34	0	119.58	WestL	System Constraints
08/24/22 06:54	0.0	0.10	08/25/22 09:29	0	*	KREP	System Constraints
08/24/22 06:54	0.0	0.13	08/25/22 09:29	0	*	KREP	System Constraints
08/24/22 15:18	0.0	3.40	08/24/22 15:23	0	*	KWMauka	System Constraints
08/24/22 15:59	0.0	3.80	08/24/22 16:29	0	*	KSMauka	System Constraints
08/24/22 16:00	0.0	1.00	08/24/22 16:27	0	*	North	System Constraints
08/24/22 16:00	0.0	0.30	08/24/22 16:27	0	*	South	System Constraints
08/25/22 06:42	0.0	0.00	08/25/22 07:44	0	*	KLS2	System Constraints
08/25/22 06:43	0.0	0.00	08/25/22 07:45	0	2.45	WestL	System Constraints
08/25/22 16:01	0.0	2.50	08/25/22 16:56	0	*	KREP	System Constraints

Hawaiian Electric Company, Inc. Curtailment Report August 2022

Start Date/Time	Curtailment Set Point	MW output prior to start of curtailment	End Date/Time	MW output after curtailment released	Estimated MWh of curtailed energy during event (1)	IPP/Facility	Reason for Curtailment
08/25/22 16:02	0.0	2.60	08/25/22 16:55	0	*	KLS2	System Constraints
08/25/22 16:02	0.0	7.60	08/25/22 16:56	0	4.52	WestL	System Constraints
08/26/22 06:22	0.0	0.00	08/26/22 06:48	0	*	North	System Constraints
08/26/22 06:23	0.0	0.00	08/26/22 06:48	0	*	South	System Constraints
08/26/22 07:28	0.0	0.00	08/26/22 08:29	0	*	KREP	System Constraints
08/26/22 07:29	0.0	2.40	08/26/22 08:28	0	*	KLS2	System Constraints
08/26/22 07:30	0.0	3.50	08/26/22 08:29	0	6.03	WestL	System Constraints
08/26/22 14:03	0.0	29.60	08/26/22 16:14	0	*	KWMauka	System Constraints
08/26/22 14:05	0.0	22.70	08/26/22 16:13	0	*	KSMauka	System Constraints
08/26/22 14:16	0.0	4.10	08/26/22 16:05	0	*	North	System Constraints
08/26/22 14:17	0.0	1.30	08/26/22 16:06	0	*	South	System Constraints
08/26/22 14:21	0.0	1.60	08/26/22 18:00	0	*	KREP	System Constraints
08/26/22 14:23	0.0	1.10	08/26/22 17:55	0	*	KLS2	System Constraints
08/26/22 14:24	0.0	16.60	08/26/22 18:01	0	43.35	WestL	System Constraints
08/27/22 09:21	0.0	23.10	08/27/22 15:11	0	*	KSMauka	Oversupply
08/27/22 09:57	0.0	14.60	08/27/22 14:59	0	*	KSMakai	Oversupply
08/27/22 10:46	0.0	4.20	08/27/22 14:48	0	*	Aloha2	Oversupply
08/27/22 10:46	0.0	2.70	08/27/22 14:46	0	*	MFO	Oversupply
08/27/22 10:46	0.0	24.00	08/27/22 14:20	0	*	NPM	Oversupply
08/27/22 11:08	22.8	41.40	08/27/22 12:08	22.39	*	Waipio	Oversupply
08/27/22 11:08	7.2	13.20	08/27/22 12:08	7.2	*	Lani	Oversupply
08/27/22 12:08	22.6	22.39	08/27/22 13:08	22.39	*	Waipio	Oversupply
08/27/22 12:08	7.4	7.2	08/27/22 13:08	7.4	*	Lani	Oversupply
08/27/22 13:08	22.5	22.39	08/27/22 14:00	22.39	*	Waipio	Oversupply
08/27/22 13:08	7.5	7.4	08/27/22 14:00	7.5	*	Lani	Oversupply
08/27/22 14:00	22.5	22.39	08/27/22 14:08	18.64	*	Waipio	Oversupply
08/27/22 14:00	7.5	7.5	08/27/22 14:08	7.5	*	Lani	Oversupply
08/27/22 14:08	21.4	18.64	08/27/22 14:13	20.99	*	Waipio	Oversupply
08/27/22 14:08	8.6	7.5	08/27/22 14:13	8.7	*	Lani	Oversupply
08/30/22 07:10	0.0	0.40	08/30/22 09:06	0	*	North	System Constraints
08/30/22 07:11	0.0	0.10	08/30/22 09:06	0	*	South	System Constraints
08/30/22 19:39	0.0	2.10	08/30/22 21:25	0	*	KWMauka	System Constraints
08/30/22 19:40	0.0	0.00	08/30/22 21:25	0	*	KSMauka	System Constraints
08/30/22 19:53	0.0	0.00	08/30/22 21:24	0	*	North	System Constraints
08/30/22 19:54	0.0	0.00	08/30/22 21:25	0	*	South	System Constraints
08/31/22 05:55	0.0	0.00	08/31/22 07:50	0	*	North	System Constraints
08/31/22 05:56	0.0	0.00	08/31/22 07:50	0	*	South	System Constraints
08/31/22 18:30	0.0	1.50	08/31/22 20:16	0	*	KSMauka	System Constraints
08/31/22 18:36	0.0	12.00	08/31/22 20:14	0	*	KWMauka	System Constraints
08/31/22 18:59	0.0	0.00	08/31/22 20:17	0	*	North	System Constraints
08/31/22 19:00	0.0	0.00	08/31/22 20:18	0	*	South	System Constraints

Aloha1 = Aloha Solar Energy Fund I

Aloha2 = Aloha Solar Energy Fund II

KLS2 = Kalaeloa Solar Two

KREP = Kalaeloa Renewable Energy Partners

KWF = Kahuku Wind Power

Lani = Lanikuhana Solar

MFO = Mauka FIT One Solar

NPM = Na Pua Makani Power Partners

KSMakai = Kawaiiloa Solar Makai

KSMauka = Kawaiiloa Solar Mauka

KWMakai = Kawaiiloa Wind Makai

KWMauka = Kawaiiloa Wind Mauka

North = Waihonu North

South = Waihonu South

Waianae = EE Waianae Solar Project

Waipio = Waipio PV

WestL = West Loch PV

(1) The estimated MWh of energy curtailed during the event is supplied by IPP, and HECO does not make any representations as to its accuracy.

* Data has not been provided by IPP.



Maui Curtailment Report

August 2022

Start Date and Time	Duration (minutes)	IPP Curtailed	Estimated Curtailed MWH	Peak MW Curtailed	Reasons for Curtailment
8/1/2022 3:57	0:01	KWPII	0.00286	20.82733	Oversupply
8/1/2022 4:00	0:01	KWPII	0.00102	20.80138	Oversupply
8/1/2022 4:02	0:17	KWPII	0.33905	20.83731	Oversupply
8/1/2022 4:20	0:23	KWPII	0.50356	20.83132	Oversupply
8/1/2022 4:44	0:01	KWPII	0.00394	20.79439	Oversupply
8/1/2022 4:47	0:08	KWPII	0.05848	20.81635	Oversupply
8/1/2022 4:56	0:02	KWPII	0.00821	20.75448	Oversupply
8/1/2022 7:48	0:02	SSA3	0.00366	0.74300	Oversupply
8/1/2022 7:49	0:01	17-2	0.00030	0.08100	Oversupply
8/1/2022 7:54	0:01	17-2	0.00218	0.13200	Oversupply
8/1/2022 8:00	0:01	17-2	0.00190	0.12700	Oversupply
8/1/2022 8:04	0:02	SSA3	0.01125	0.08100	Oversupply
8/1/2022 8:05	7:19	KWPII	104.90631	20.75947	Oversupply
8/1/2022 8:05	7:35	17-2	4.09141	0.75000	Oversupply
8/1/2022 8:05	0:02	SSA2	0.01180	0.13400	Oversupply
8/1/2022 8:06	7:20	BS250	Data is not available	Data is not available	Oversupply
8/1/2022 8:06	7:20	SSA3	11.40077	0.00100	Oversupply
8/1/2022 8:07	7:18	SSA2	8.35224	-0.00300	Oversupply
8/1/2022 10:57	0:01	AWE	0.01044	13.90000	Oversupply
8/1/2022 11:02	0:01	AWE	0.00116	16.70000	Oversupply
8/1/2022 11:18	0:02	AWE	0.05193	15.80000	Oversupply
8/1/2022 11:25	0:22	AWE	1.57804	15.80000	Oversupply
8/1/2022 11:56	0:03	AWE	0.11500	14.60000	Oversupply
8/1/2022 12:01	0:07	AWE	0.33690	16.30000	Oversupply
8/1/2022 12:09	0:47	AWE	4.54340	17.50000	Oversupply
8/1/2022 12:58	0:33	AWE	2.27624	17.30000	Oversupply
8/1/2022 13:48	0:01	AWE	0.00791	17.10000	Oversupply
8/1/2022 13:50	0:02	AWE	0.02014	16.90000	Oversupply
8/1/2022 13:55	0:08	AWE	0.21224	17.10000	Oversupply
8/1/2022 15:25	0:01	KWPII	0.01095	19.01304	Oversupply
8/1/2022 15:25	0:02	SSA2	0.02397	-0.00300	Oversupply
8/1/2022 15:27	0:02	SSA2	0.02378	-0.00300	Oversupply
8/1/2022 15:28	0:03	BS250	Data is not available	Data is not available	Oversupply
8/1/2022 15:28	0:04	SSA3	0.04163	0.00700	Oversupply
8/1/2022 15:29	0:03	KWPII	0.03008	19.20665	Oversupply
8/1/2022 15:29	0:02	SSA2	0.02140	0.00700	Oversupply
8/1/2022 15:31	0:02	SSA2	0.07706	0.09500	Oversupply
8/1/2022 15:32	0:02	SSA3	0.00778	0.58200	Oversupply
8/1/2022 15:33	0:02	SSA2	0.07770	0.13900	Oversupply
8/1/2022 15:34	0:02	SSA3	0.00791	0.46200	Oversupply
8/1/2022 15:35	0:02	BS250	Data is not available	Data is not available	Oversupply
8/1/2022 15:35	0:02	SSA2	0.07770	0.02900	Oversupply
8/1/2022 15:36	0:02	SSA3	0.00817	0.23500	Oversupply
8/1/2022 15:37	0:02	SSA2	0.07770	0.13800	Oversupply
8/1/2022 15:38	0:02	SSA3	0.00785	0.45400	Oversupply
8/1/2022 15:43	0:11	17-2	0.09913	0.75000	Oversupply
8/1/2022 15:44	0:02	SSA2	0.07638	0.11400	Oversupply
8/1/2022 15:45	0:02	SSA3	0.00597	0.22600	Oversupply
8/1/2022 15:46	0:02	SSA2	0.07702	0.11800	Oversupply
8/1/2022 15:47	0:02	SSA3	0.00587	0.42100	Oversupply
8/1/2022 15:48	0:02	SSA2	0.07702	0.12000	Oversupply
8/1/2022 15:49	0:02	SSA3	0.00597	0.55700	Oversupply
8/1/2022 15:50	0:02	SSA2	0.07702	0.14700	Oversupply
8/1/2022 15:51	0:02	SSA3	0.00592	0.91700	Oversupply
8/1/2022 15:52	0:02	SSA2	0.07702	0.13300	Oversupply
8/1/2022 15:56	0:07	17-2	0.06069	0.75000	Oversupply
8/1/2022 15:57	0:02	SSA3	0.00592	1.71000	Oversupply
8/1/2022 15:59	0:02	SSA3	0.00678	1.24800	Oversupply
8/1/2022 16:01	0:02	SSA3	-0.00240	1.55000	Oversupply
8/1/2022 16:45	0:28	17-2	0.13742	0.62500	Oversupply
8/1/2022 16:45	0:02	SSA3	0.02972	1.18700	Oversupply
8/1/2022 16:47	0:02	SSA3	0.02997	0.16100	Oversupply
8/1/2022 16:48	0:01	BS250	Data is not available	Data is not available	Oversupply
8/1/2022 16:48	0:02	SSA2	0.04774	0.08400	Oversupply
8/1/2022 16:49	0:01	KWPII	0.00060	19.50204	Oversupply
8/1/2022 16:49	0:02	SSA3	0.02948	0.23600	Oversupply
8/1/2022 16:50	0:02	SSA2	0.04814	0.09200	Oversupply
8/1/2022 16:51	0:02	SSA3	0.02948	0.35800	Oversupply
8/1/2022 16:52	0:05	BS250	Data is not available	Data is not available	Oversupply
8/1/2022 16:52	0:10	SSA2	0.24073	0.04600	Oversupply
8/1/2022 16:53	0:04	KWPII	0.06816	19.56491	Oversupply
8/1/2022 16:53	0:04	SSA3	0.05969	-0.00100	Oversupply
8/1/2022 16:57	0:02	SSA3	0.02997	0.24400	Oversupply



Maui Curtailment Report

August 2022

Start Date and Time	Duration (minutes)	IPP Curtailed	Estimated Curtailed MWH	Peak MW Curtailed	Reasons for Curtailment
8/1/2022 16:59	0:01	KWP	0.00061	19.51003	Oversupply
8/1/2022 16:59	0:02	SSA3	0.01808	0.06300	Oversupply
8/1/2022 17:00	0:01	BS250	Data is not available	Data is not available	Oversupply
8/1/2022 17:01	0:01	KWP	0.00114	19.51402	Oversupply
8/1/2022 17:01	0:02	SSA3	0.01088	0.27300	Oversupply
8/1/2022 17:02	0:02	SSA2	0.04815	-0.00300	Oversupply
8/1/2022 17:03	0:02	SSA3	0.01097	0.27600	Oversupply
8/1/2022 17:04	0:02	SSA2	0.04895	-0.00300	Oversupply
8/1/2022 17:05	0:02	SSA3	0.01097	0.59600	Oversupply
8/1/2022 17:06	0:02	SSA2	0.04855	0.08000	Oversupply
8/1/2022 17:07	0:02	SSA3	0.01088	0.38000	Oversupply
8/1/2022 17:08	0:02	SSA2	0.04855	0.13800	Oversupply
8/1/2022 17:09	0:01	BS250	Data is not available	Data is not available	Oversupply
8/1/2022 17:09	0:01	KWP	0.00186	19.54795	Oversupply
8/1/2022 17:09	0:02	SSA3	0.01097	0.44500	Oversupply
8/1/2022 17:10	0:02	SSA2	0.04815	0.13100	Oversupply
8/1/2022 17:25	0:02	17-2	0.00675	0.28800	Oversupply
8/1/2022 17:28	0:06	17-2	0.02140	0.30100	Oversupply
8/1/2022 17:30	0:02	SSA3	0.00251	0.60400	Oversupply
8/1/2022 17:32	0:02	SSA3	0.00251	0.50700	Oversupply
8/1/2022 21:46	0:15	KWP	0.39235	20.79340	Oversupply
8/1/2022 22:15	0:51	KWP	3.34662	20.83232	Oversupply
8/1/2022 23:50	0:01	KWP	0.00178	20.71256	Oversupply
8/1/2022 23:57	1:02	KWP	7.06191	20.74649	Oversupply
8/2/2022 1:10	0:07	KWP	0.09391	20.64071	Oversupply
8/2/2022 1:19	0:13	KWP	0.16414	20.41717	Oversupply
8/2/2022 1:33	0:01	KWP	0.00191	19.88526	Oversupply
8/2/2022 1:36	3:33	KWP	23.41023	20.76845	Oversupply
8/2/2022 5:28	0:01	KWP	0.00180	20.72354	Oversupply
8/2/2022 5:30	0:04	KWP	0.04156	20.73851	Oversupply
8/2/2022 5:35	0:01	KWP	0.00115	20.72953	Oversupply
8/2/2022 6:40	0:02	SSA3	0.00297	0.06700	Oversupply
8/2/2022 6:41	0:02	SSA2	0.00194	0.02500	Oversupply
8/2/2022 6:50	0:02	SSA3	0.00664	0.11200	Oversupply
8/2/2022 6:52	2:05	BS250	Data is not available	Data is not available	Oversupply
8/2/2022 6:52	2:05	SSA3	1.66125	-0.00100	Oversupply
8/2/2022 6:53	2:05	KWP	12.41279	20.84329	Oversupply
8/2/2022 6:53	2:10	17-2	0.38815	0.72000	Oversupply
8/2/2022 6:53	2:01	SSA2	0.49384	-0.00100	Oversupply
8/2/2022 8:53	0:01	KWP	0.00267	15.12000	System Constraint
8/2/2022 8:54	0:02	SSA2	0.02588	-0.00200	Oversupply
8/2/2022 8:56	0:02	SSA2	0.02610	-0.00300	Oversupply
8/2/2022 8:58	0:01	KWP	0.00267	10.64000	System Constraint
8/2/2022 8:58	0:04	SSA2	0.06260	-0.00300	Oversupply
8/2/2022 8:58	0:02	SSA3	0.04465	0.22300	Oversupply
8/2/2022 8:59	0:01	KWP	0.00057	20.73951	Oversupply
8/2/2022 9:02	0:02	SSA2	0.03672	0.13900	Oversupply
8/2/2022 9:03	0:01	KWP	0.00133	8.08000	System Constraint
8/2/2022 9:04	3:19	17-2	1.38358	0.75000	Oversupply
8/2/2022 9:04	0:02	SSA2	0.03672	0.13600	Oversupply
8/2/2022 9:04	0:02	SSA3	0.04050	1.46600	Oversupply
8/2/2022 9:06	3:01	BS250	Data is not available	Data is not available	Oversupply
8/2/2022 9:06	3:01	SSA2	4.56997	0.01900	Oversupply
8/2/2022 9:06	3:02	SSA3	6.82788	0.01500	Oversupply
8/2/2022 9:07	3:00	KWP	24.75200	20.90916	Oversupply
8/2/2022 9:19	0:01	KWP	0.00267	7.60000	System Constraint
8/2/2022 9:21	0:01	KWP	0.00267	4.56000	System Constraint
8/2/2022 9:24	0:02	KWP	0.00667	0.72000	System Constraint
8/2/2022 9:32	0:01	KWP	0.00133	0.08000	System Constraint
8/2/2022 9:34	5:02	KWP	0.40267	0.08000	System Constraint
8/2/2022 12:07	0:02	SSA2	0.02375	0.02000	Oversupply
8/2/2022 12:08	0:02	SSA3	0.06772	0.12000	Oversupply
8/2/2022 12:09	0:05	BS250	Data is not available	Data is not available	Oversupply
8/2/2022 12:09	0:06	KWP	0.08480	20.54590	Oversupply
8/2/2022 12:09	0:06	SSA2	0.07166	-0.00100	Oversupply
8/2/2022 12:10	0:06	SSA3	0.19103	0.00100	Oversupply
8/2/2022 12:15	0:02	BS250	Data is not available	Data is not available	Oversupply
8/2/2022 12:15	0:02	SSA2	0.05579	0.00000	Oversupply
8/2/2022 12:16	0:01	KWP	0.00017	19.57789	Oversupply
8/2/2022 12:16	0:02	SSA3	0.06132	0.00500	Oversupply
8/2/2022 12:17	0:02	SSA2	0.05579	0.03500	Oversupply
8/2/2022 12:18	0:04	SSA3	0.12063	0.13100	Oversupply
8/2/2022 12:19	0:02	BS250	Data is not available	Data is not available	Oversupply



Maui Curtailment Report

August 2022

Start Date and Time	Duration (minutes)	IPP Curtailed	Estimated Curtailed MWH	Peak MW Curtailed	Reasons for Curtailment
8/2/2022 12:19	0:02	SSA2	0.05533	0.00800	Oversupply
8/2/2022 12:20	0:02	KWP/II	0.01189	20.21259	Oversupply
8/2/2022 12:21	0:02	SSA2	0.05579	-0.00300	Oversupply
8/2/2022 12:22	0:02	SSA3	0.06132	0.60100	Oversupply
8/2/2022 12:24	0:14	17-2	0.07661	0.35900	Oversupply
8/2/2022 12:24	0:02	SSA3	0.06082	1.00800	Oversupply
8/2/2022 12:25	0:02	SSA2	0.05579	0.02300	Oversupply
8/2/2022 12:26	0:02	SSA3	0.06132	1.03200	Oversupply
8/2/2022 12:27	0:02	SSA2	0.05533	0.04700	Oversupply
8/2/2022 12:28	0:02	SSA3	0.05160	0.82200	Oversupply
8/2/2022 12:29	0:02	SSA2	0.05579	0.15300	Oversupply
8/2/2022 12:30	0:05	BS250	Data is not available	Data is not available	Oversupply
8/2/2022 12:30	0:01	KWP/II	0.00694	20.06489	Oversupply
8/2/2022 12:30	0:04	SSA3	0.06716	0.05600	Oversupply
8/2/2022 12:31	0:04	SSA2	0.11399	0.00000	Oversupply
8/2/2022 12:32	0:03	KWP/II	0.02586	20.77942	Oversupply
8/2/2022 12:34	0:02	SSA3	0.03291	0.35900	Oversupply
8/2/2022 12:35	0:02	SSA2	0.05723	-0.00300	Oversupply
8/2/2022 13:17	0:02	SSA3	0.00668	1.56300	Oversupply
8/2/2022 13:18	0:01	17-2	0.00578	0.35900	Oversupply
8/2/2022 13:49	0:01	17-2	0.00139	0.35900	Oversupply
8/2/2022 13:51	0:10	17-2	0.05900	0.35900	Oversupply
8/2/2022 13:51	0:02	SSA3	0.02969	1.56900	Oversupply
8/2/2022 13:53	0:02	SSA3	0.02994	0.43000	Oversupply
8/2/2022 13:53	0:02	SSA2	0.04075	0.08900	Oversupply
8/2/2022 13:55	0:02	SSA3	0.03019	1.20400	Oversupply
8/2/2022 13:55	0:02	SSA2	0.04008	0.12000	Oversupply
8/2/2022 13:57	0:02	SSA2	0.04042	0.13700	Oversupply
8/2/2022 13:59	0:02	SSA3	0.03954	2.54300	Oversupply
8/2/2022 13:59	0:02	SSA2	0.03779	0.13600	Oversupply
8/2/2022 14:04	0:02	17-2	0.01180	0.35900	Oversupply
8/2/2022 14:22	0:02	SSA3	0.01132	1.13800	Oversupply
8/2/2022 14:22	0:02	17-2	0.00917	0.35900	Oversupply
8/2/2022 14:24	0:02	SSA3	0.01123	0.93800	Oversupply
8/2/2022 14:27	0:09	17-2	0.05310	0.35900	Oversupply
8/2/2022 14:28	0:02	SSA3	0.01199	1.17300	Oversupply
8/2/2022 14:30	0:02	SSA3	0.02580	0.72400	Oversupply
8/2/2022 14:31	0:01	BS250	Data is not available	Data is not available	Oversupply
8/2/2022 14:32	0:02	SSA3	0.02601	0.01400	Oversupply
8/2/2022 14:32	0:02	SSA2	0.01997	-0.00100	Oversupply
8/2/2022 14:34	0:02	SSA3	0.02623	0.23600	Oversupply
8/2/2022 14:34	0:02	SSA2	0.01997	0.02300	Oversupply
8/2/2022 14:42	0:27	KWP	0.03600	0.08000	System Constraint
8/2/2022 15:24	0:02	SSA3	0.01318	0.71000	Oversupply
8/2/2022 15:25	0:15	17-2	0.08626	0.35900	Oversupply
8/2/2022 15:26	0:02	SSA3	0.01340	0.34700	Oversupply
8/2/2022 15:28	0:03	BS250	Data is not available	Data is not available	Oversupply
8/2/2022 15:28	0:04	KWP/II	0.01663	20.82833	Oversupply
8/2/2022 15:28	0:02	SSA2	0.08918	0.00200	Oversupply
8/2/2022 15:28	0:02	SSA3	0.01447	0.00300	Oversupply
8/2/2022 15:30	0:02	SSA2	0.06237	-0.00300	Oversupply
8/2/2022 15:30	0:02	SSA3	0.02647	0.01000	Oversupply
8/2/2022 15:32	0:03	BS250	Data is not available	Data is not available	Oversupply
8/2/2022 15:32	0:02	SSA2	0.06237	-0.00300	Oversupply
8/2/2022 15:32	0:02	SSA3	0.02669	0.00200	Oversupply
8/2/2022 15:33	0:02	KWP/II	0.01651	20.97203	Oversupply
8/2/2022 15:34	0:02	SSA2	0.06185	0.00900	Oversupply
8/2/2022 15:34	0:02	SSA3	0.02669	0.53900	Oversupply
8/2/2022 15:36	0:02	SSA2	0.06237	0.12100	Oversupply
8/2/2022 15:36	0:02	SSA3	0.02669	1.97900	Oversupply
8/2/2022 15:41	0:02	SSA3	0.02647	0.41100	Oversupply
8/2/2022 15:42	0:16	17-2	0.09457	0.35900	Oversupply
8/2/2022 15:42	0:02	SSA2	0.06237	0.12500	Oversupply
8/2/2022 15:43	0:02	SSA3	0.02628	0.43600	Oversupply
8/2/2022 15:44	0:02	SSA2	0.06130	0.14300	Oversupply
8/2/2022 15:45	0:02	SSA3	0.02119	0.40500	Oversupply
8/2/2022 15:46	0:02	SSA2	0.06684	0.13900	Oversupply
8/2/2022 15:47	0:02	SSA3	0.02119	0.74400	Oversupply
8/2/2022 15:48	0:02	SSA2	0.06684	0.12100	Oversupply
8/2/2022 15:49	0:02	SSA3	0.02119	0.70900	Oversupply
8/2/2022 15:50	0:02	SSA2	0.06739	0.13100	Oversupply
8/2/2022 15:51	0:02	SSA3	0.02102	0.41300	Oversupply
8/2/2022 15:52	0:02	SSA2	0.06629	0.08000	Oversupply



Maui Curtailment Report

August 2022

Start Date and Time	Duration (minutes)	IPP Curtailed	Estimated Curtailed MWH	Peak MW Curtailed	Reasons for Curtailment
8/2/2022 15:53	0:02	SSA3	0.02224	0.58200	Oversupply
8/2/2022 15:54	0:02	SSA2	0.06684	0.15600	Oversupply
8/2/2022 15:55	0:02	SSA3	0.02154	0.32200	Oversupply
8/2/2022 15:56	0:02	SSA2	0.06629	0.12200	Oversupply
8/2/2022 15:58	0:02	SSA2	0.06684	0.12000	Oversupply
8/2/2022 15:59	0:07	17-2	0.04135	0.35900	Oversupply
8/2/2022 15:59	0:02	SSA3	0.00472	0.49300	Oversupply
8/2/2022 16:00	0:02	SSA2	0.06289	0.14000	Oversupply
8/2/2022 16:01	0:02	SSA3	0.00455	0.48400	Oversupply
8/2/2022 16:02	0:02	SSA2	0.06237	0.10900	Oversupply
8/2/2022 16:03	0:02	SSA3	0.00459	1.63000	Oversupply
8/2/2022 16:04	0:02	SSA2	0.06289	0.12700	Oversupply
8/2/2022 16:06	0:02	SSA2	0.06341	0.12500	Oversupply
8/2/2022 16:07	0:01	17-2	0.00593	0.35900	Oversupply
8/2/2022 16:09	0:02	17-2	0.00716	0.35900	Oversupply
8/2/2022 16:09	0:02	SSA3	0.00451	1.38700	Oversupply
8/2/2022 23:02	5:01	KWP11	35.81190	20.97802	Oversupply
8/3/2022 4:15	0:01	KWP11	0.00966	16.86844	Oversupply
8/3/2022 4:17	1:04	KWP11	6.37456	20.74350	Oversupply
8/3/2022 8:22	0:01	AWE	0.00167	0.10000	Oversupply
8/3/2022 8:46	0:02	SSA3	0.00638	1.31200	Oversupply
8/3/2022 8:49	0:02	SSA2	0.03861	0.13200	Oversupply
8/3/2022 8:50	0:02	SSA3	0.00638	0.71700	Oversupply
8/3/2022 8:54	0:02	SSA3	0.00649	1.39700	Oversupply
8/3/2022 8:55	0:02	SSA2	0.03829	0.13900	Oversupply
8/3/2022 8:56	0:02	SSA3	0.00638	1.39900	Oversupply
8/3/2022 8:58	0:02	SSA3	0.01127	0.84600	Oversupply
8/3/2022 9:00	0:02	SSA3	0.02367	1.44800	Oversupply
8/3/2022 9:02	0:02	SSA3	0.02348	1.18700	Oversupply
8/3/2022 9:04	0:02	SSA3	0.02367	1.49200	Oversupply
8/3/2022 9:07	0:02	SSA3	0.02348	0.88000	Oversupply
8/3/2022 9:09	0:02	SSA3	0.02348	0.28000	Oversupply
8/3/2022 9:11	0:02	SSA3	0.02328	0.36700	Oversupply
8/3/2022 9:13	0:02	SSA3	0.02278	1.50700	Oversupply
8/3/2022 9:15	0:02	SSA3	0.00672	0.02500	Oversupply
8/3/2022 9:17	0:02	SSA3	0.00677	1.65900	Oversupply
8/3/2022 9:19	0:02	SSA3	0.00666	1.74000	Oversupply
8/3/2022 10:15	0:02	SSA3	0.00592	2.29900	Oversupply
8/3/2022 10:18	0:02	SSA3	0.00582	2.27900	Oversupply
8/3/2022 10:28	0:02	SSA3	0.00685	2.44000	Oversupply
8/3/2022 10:30	0:02	SSA3	-0.00064	2.43400	Oversupply
8/3/2022 10:36	0:02	SSA3	-0.00063	2.35700	Oversupply
8/3/2022 10:38	0:02	SSA3	-0.00064	1.95400	Oversupply
8/3/2022 11:30	0:02	SSA3	0.00178	1.89200	Oversupply
8/3/2022 11:32	0:02	SSA3	0.00171	1.37600	Oversupply
8/3/2022 11:40	0:02	SSA3	0.00171	0.68100	Oversupply
8/3/2022 11:45	0:02	SSA3	0.00373	2.58400	Oversupply
8/3/2022 12:03	0:02	SSA3	0.00767	2.04300	Oversupply
8/3/2022 12:05	0:02	SSA3	0.00773	2.55900	Oversupply
8/3/2022 12:21	0:02	SSA3	0.02040	1.43400	Oversupply
8/3/2022 12:23	0:02	SSA3	0.02040	0.28800	Oversupply
8/3/2022 12:25	0:02	SSA3	0.02040	0.92500	Oversupply
8/3/2022 12:27	0:02	SSA3	0.02023	0.15500	Oversupply
8/3/2022 12:27	0:02	SSA2	0.05330	0.01200	Oversupply
8/3/2022 12:29	0:02	SSA3	0.02946	0.47900	Oversupply
8/3/2022 12:29	0:02	SSA2	0.05466	0.12400	Oversupply
8/3/2022 12:31	0:02	SSA3	0.08033	0.85000	Oversupply
8/3/2022 12:31	0:02	SSA2	0.09433	0.12400	Oversupply
8/3/2022 12:33	0:02	SSA2	0.09512	0.14100	Oversupply
8/3/2022 12:33	0:02	SSA3	0.08033	0.94300	Oversupply
8/3/2022 12:35	0:02	SSA2	0.09512	0.13900	Oversupply
8/3/2022 12:35	0:02	SSA3	0.07967	0.63000	Oversupply
8/3/2022 12:37	0:04	BS250	Data is not available	Data is not available	Oversupply
8/3/2022 12:37	0:01	AWE	0.00134	11.10000	Oversupply
8/3/2022 12:37	0:04	SSA3	0.16066	0.01600	Oversupply
8/3/2022 12:37	0:04	SSA2	0.19024	0.01200	Oversupply
8/3/2022 12:39	0:02	AWE	0.01990	10.50000	Oversupply
8/3/2022 12:41	0:02	SSA3	0.08033	0.31200	Oversupply
8/3/2022 12:41	0:02	SSA2	0.09433	-0.00300	Oversupply
8/3/2022 12:43	0:02	SSA2	0.09454	-0.00300	Oversupply
8/3/2022 12:43	0:02	SSA3	0.07571	0.88200	Oversupply
8/3/2022 12:44	0:03	BS250	Data is not available	Data is not available	Oversupply
8/3/2022 12:45	0:02	AWE	0.01003	11.30000	Oversupply



Maui Curtailment Report

August 2022

Start Date and Time	Duration (minutes)	IPP Curtailed	Estimated Curtailed MWH	Peak MW Curtailed	Reasons for Curtailment
8/3/2022 12:45	0:02	SSA2	0.07290	0.01900	Oversupply
8/3/2022 12:45	0:02	SSA3	0.03732	0.13600	Oversupply
8/3/2022 12:47	0:02	SSA3	0.03732	0.47700	Oversupply
8/3/2022 12:47	0:02	SSA2	0.07170	0.00800	Oversupply
8/3/2022 12:49	0:02	SSA2	0.07230	0.08700	Oversupply
8/3/2022 12:49	0:02	SSA3	0.03732	0.30600	Oversupply
8/3/2022 12:51	0:02	SSA2	0.07230	0.14500	Oversupply
8/3/2022 12:51	0:02	SSA3	0.03732	0.35600	Oversupply
8/3/2022 14:04	0:02	SSA3	0.00268	0.36900	Oversupply
8/3/2022 14:08	0:02	SSA3	0.00270	0.27800	Oversupply
8/3/2022 14:10	0:02	SSA3	0.00270	0.03400	Oversupply
8/3/2022 14:11	0:02	BS250	Data is not available	Data is not available	Oversupply
8/3/2022 14:12	0:02	KWPPI	0.01081	10.61725	Oversupply
8/3/2022 14:12	0:02	SSA2	0.07413	0.00400	Oversupply
8/3/2022 14:12	0:02	SSA3	0.00268	0.07600	Oversupply
8/3/2022 14:14	0:02	SSA2	0.07341	-0.00300	Oversupply
8/3/2022 14:14	0:02	SSA3	0.00580	0.00400	Oversupply
8/3/2022 14:16	0:01	BS250	Data is not available	Data is not available	Oversupply
8/3/2022 14:16	0:04	SSA2	0.05190	-0.00300	Oversupply
8/3/2022 14:16	0:02	SSA3	0.00235	0.03900	Oversupply
8/3/2022 14:18	0:01	BS250	Data is not available	Data is not available	Oversupply
8/3/2022 14:18	0:01	KWPPI	0.01169	13.86260	Oversupply
8/3/2022 14:18	0:02	SSA3	0.00234	0.00200	Oversupply
8/5/2022 9:31	0:02	SSA3	0.03307	0.63600	Oversupply
8/5/2022 9:35	0:02	SSA3	0.03334	0.45600	Oversupply
8/5/2022 9:37	0:02	SSA3	0.03334	1.29100	Oversupply
8/5/2022 9:39	0:02	SSA3	0.03362	0.99800	Oversupply
8/5/2022 9:41	0:02	SSA3	0.03334	1.22800	Oversupply
8/5/2022 9:43	0:02	SSA3	0.02774	0.33100	Oversupply
8/5/2022 9:45	0:02	SSA3	0.02638	1.06500	Oversupply
8/5/2022 9:47	0:02	SSA3	0.02660	1.35200	Oversupply
8/5/2022 9:49	0:02	SSA3	0.02638	1.37900	Oversupply
8/5/2022 9:53	0:02	SSA3	0.02660	1.39800	Oversupply
8/5/2022 9:55	0:02	SSA3	0.02638	1.25400	Oversupply
8/5/2022 9:57	0:02	SSA3	0.02617	1.18700	Oversupply
8/5/2022 9:59	0:02	SSA3	0.02149	1.41900	Oversupply
8/5/2022 10:01	0:02	SSA3	0.02529	1.43500	Oversupply
8/5/2022 10:03	0:02	SSA3	0.02467	1.44100	Oversupply
8/5/2022 10:05	0:02	SSA3	0.02508	1.45000	Oversupply
8/5/2022 10:07	0:02	SSA3	0.02488	1.46300	Oversupply
8/5/2022 10:09	0:02	SSA3	0.02467	1.25700	Oversupply
8/5/2022 10:11	0:02	SSA3	0.02508	1.47000	Oversupply
8/5/2022 10:13	0:02	SSA3	0.02338	1.48600	Oversupply
8/5/2022 13:13	0:02	SSA3	0.03614	1.78700	Oversupply
8/5/2022 13:15	0:02	SSA3	0.03548	1.78500	Oversupply
8/5/2022 13:17	0:02	SSA3	0.03577	1.77800	Oversupply
8/5/2022 13:21	0:02	SSA3	0.03607	1.76400	Oversupply
8/5/2022 13:25	0:02	SSA3	0.03784	1.76500	Oversupply
8/5/2022 13:28	0:02	SSA3	0.03548	1.76700	Oversupply
8/5/2022 13:30	0:02	SSA3	0.03353	1.76200	Oversupply
8/5/2022 13:32	0:02	SSA3	0.03380	1.69000	Oversupply
8/5/2022 13:34	0:02	SSA3	0.03380	1.75000	Oversupply
8/5/2022 13:36	0:02	SSA3	0.03353	1.73500	Oversupply
8/5/2022 13:42	0:02	SSA3	0.03353	1.72900	Oversupply
8/5/2022 13:44	0:02	SSA3	0.03435	1.72100	Oversupply
8/5/2022 13:46	0:02	SSA3	0.03229	1.72100	Oversupply
8/5/2022 13:48	0:02	SSA3	0.03176	1.71200	Oversupply
8/5/2022 13:50	0:02	SSA3	0.03203	1.70800	Oversupply
8/6/2022 8:55	1:35	17-2	1.02779	0.74400	Oversupply
8/6/2022 9:00	0:02	SSA3	0.04495	1.06100	Oversupply
8/6/2022 9:02	0:06	BS250	Data is not available	Data is not available	Oversupply
8/6/2022 9:02	0:06	SSA3	0.13597	0.17300	Oversupply
8/6/2022 9:03	0:05	KWPPI	0.04876	5.87995	Oversupply
8/6/2022 9:04	0:04	SSA2	0.08814	0.00100	Oversupply
8/6/2022 9:08	0:02	SSA2	0.04371	0.01500	Oversupply
8/6/2022 9:08	0:02	SSA3	0.04720	-0.00400	Oversupply
8/6/2022 9:09	0:01	BS250	Data is not available	Data is not available	Oversupply
8/6/2022 9:09	0:01	KWPPI	0.00911	5.26521	Oversupply
8/6/2022 9:10	0:02	SSA2	0.04407	0.02300	Oversupply
8/6/2022 9:10	0:02	SSA3	0.04682	0.68300	Oversupply
8/6/2022 9:12	0:01	BS250	Data is not available	Data is not available	Oversupply
8/6/2022 9:12	0:02	SSA2	0.04371	0.15100	Oversupply
8/6/2022 9:12	0:02	SSA3	0.04495	0.10800	Oversupply



Maui Curtailment Report

August 2022

Start Date and Time	Duration (minutes)	IPP Curtailed	Estimated Curtailed MWH	Peak MW Curtailed	Reasons for Curtailment
8/6/2022 9:13	0:01	KWP/II	0.00010	4.55068	Oversupply
8/6/2022 9:14	0:02	SSA2	0.04556	0.13000	Oversupply
8/6/2022 9:14	0:02	SSA3	0.05009	0.53600	Oversupply
8/6/2022 9:16	0:02	SSA2	0.04832	0.00600	Oversupply
8/6/2022 9:16	0:02	SSA3	0.05669	0.10400	Oversupply
8/6/2022 9:18	0:08	BS250	Data is not available	Data is not available	Oversupply
8/6/2022 9:18	0:02	SSA2	0.04832	0.07900	Oversupply
8/6/2022 9:18	0:08	SSA3	0.22676	0.01600	Oversupply
8/6/2022 9:20	0:01	KWP/II	0.00255	3.35712	Oversupply
8/6/2022 9:20	0:02	SSA2	0.04832	0.00000	Oversupply
8/6/2022 9:22	0:04	KWP/II	0.03480	3.75830	Oversupply
8/6/2022 9:22	0:06	SSA2	0.14416	0.00100	Oversupply
8/6/2022 9:26	0:04	SSA3	0.11194	0.11100	Oversupply
8/6/2022 9:27	0:03	BS250	Data is not available	Data is not available	Oversupply
8/6/2022 9:28	0:03	KWP/II	0.01050	3.17150	Oversupply
8/6/2022 9:28	0:02	SSA2	0.04819	0.01100	Oversupply
8/6/2022 9:30	0:02	SSA2	0.05651	0.00700	Oversupply
8/6/2022 9:30	0:02	SSA3	0.05548	0.07400	Oversupply
8/6/2022 9:32	0:01	BS250	Data is not available	Data is not available	Oversupply
8/6/2022 9:32	0:04	SSA2	0.11255	0.11300	Oversupply
8/6/2022 9:32	0:02	SSA3	0.05457	0.00300	Oversupply
8/6/2022 9:34	0:01	BS250	Data is not available	Data is not available	Oversupply
8/6/2022 9:34	0:02	SSA3	0.05503	0.04000	Oversupply
8/6/2022 9:35	0:01	KWP/II	0.00446	3.88704	Oversupply
8/6/2022 9:36	0:02	SSA2	0.05698	0.00400	Oversupply
8/6/2022 9:36	0:06	SSA3	0.16553	0.05300	Oversupply
8/6/2022 9:38	0:04	BS250	Data is not available	Data is not available	Oversupply
8/6/2022 9:38	0:04	KWP/II	0.03037	3.54673	Oversupply
8/6/2022 9:38	0:04	SSA2	0.11255	0.00100	Oversupply
8/6/2022 9:42	0:02	SSA2	0.05698	0.04400	Oversupply
8/6/2022 9:42	0:02	SSA3	0.05503	0.53700	Oversupply
8/6/2022 9:44	0:02	SSA2	0.05473	0.15100	Oversupply
8/6/2022 9:44	0:02	SSA3	0.02758	1.13900	Oversupply
8/6/2022 9:46	0:02	SSA2	0.05984	0.13700	Oversupply
8/6/2022 9:46	0:02	SSA3	0.02570	0.75600	Oversupply
8/6/2022 9:48	0:02	SSA2	0.05886	0.13600	Oversupply
8/6/2022 9:48	0:02	SSA3	0.02468	1.29100	Oversupply
8/6/2022 9:50	0:02	SSA3	0.02447	1.33500	Oversupply
8/6/2022 9:54	0:02	SSA2	0.05935	0.14900	Oversupply
8/6/2022 9:54	0:02	SSA3	0.02447	1.36600	Oversupply
8/6/2022 9:56	0:02	SSA2	0.05935	0.13400	Oversupply
8/6/2022 9:56	0:02	SSA3	0.02447	1.38700	Oversupply
8/6/2022 9:58	0:02	SSA2	0.05935	0.13800	Oversupply
8/6/2022 9:58	0:02	SSA3	0.02318	1.39100	Oversupply
8/6/2022 10:00	0:02	SSA2	0.06422	0.12400	Oversupply
8/6/2022 10:00	0:02	SSA3	0.02431	1.13800	Oversupply
8/6/2022 10:02	0:02	SSA2	0.06475	0.10600	Oversupply
8/6/2022 10:02	0:02	SSA3	0.02451	1.39900	Oversupply
8/6/2022 10:04	0:02	SSA3	0.02451	1.43000	Oversupply
8/6/2022 10:06	0:02	SSA3	0.02451	1.43600	Oversupply
8/6/2022 10:08	0:02	SSA3	0.02451	1.44400	Oversupply
8/6/2022 10:10	0:02	SSA3	0.02411	1.44200	Oversupply
8/6/2022 10:12	0:02	SSA3	0.02431	1.44200	Oversupply
8/6/2022 10:14	0:04	SSA3	0.04708	1.44200	Oversupply
8/6/2022 10:18	0:02	SSA3	0.02537	1.44400	Oversupply
8/6/2022 10:20	0:02	SSA3	0.02558	1.44400	Oversupply
8/6/2022 10:23	0:02	SSA3	0.02537	1.44400	Oversupply
8/6/2022 10:25	0:04	SSA3	0.05117	1.44400	Oversupply
8/6/2022 11:08	0:01	17-2	0.00109	0.74400	Oversupply
8/6/2022 11:15	0:03	17-2	0.00792	0.74400	Oversupply
8/6/2022 11:21	0:01	17-2	0.00395	0.74400	Oversupply
8/6/2022 11:23	0:03	17-2	0.00761	0.74400	Oversupply
8/6/2022 11:27	0:07	17-2	0.07022	0.74400	Oversupply
8/6/2022 11:35	0:43	17-2	0.50900	0.74400	Oversupply
8/6/2022 12:19	0:28	17-2	0.23945	0.74400	Oversupply
8/6/2022 12:49	0:04	17-2	0.01290	0.74400	Oversupply
8/6/2022 12:56	0:01	17-2	0.00649	0.74400	Oversupply
8/6/2022 13:02	0:01	17-2	0.00287	0.74400	Oversupply
8/7/2022 6:05	0:07	BS250	Data is not available	Data is not available	Oversupply
8/7/2022 6:06	0:03	KWP/II	0.02921	8.58940	Oversupply
8/7/2022 6:10	0:02	KWP/II	0.02393	6.66235	Oversupply
8/7/2022 9:14	0:02	17-2	0.00677	0.67600	Oversupply
8/7/2022 9:17	0:01	17-2	0.01112	0.67800	Oversupply



Maui Curtailment Report

August 2022

Start Date and Time	Duration (minutes)	IPP Curtailed	Estimated Curtailed MWH	Peak MW Curtailed	Reasons for Curtailment
8/7/2022 10:55	0:01	17-2	0.00110	0.75000	Oversupply
8/7/2022 11:02	0:03	17-2	0.02687	0.75000	Oversupply
8/7/2022 11:25	0:01	17-2	0.00377	0.75000	Oversupply
8/7/2022 11:33	0:01	17-2	0.00965	0.75000	Oversupply
8/7/2022 11:46	0:03	17-2	0.02608	0.75000	Oversupply
8/7/2022 11:51	0:10	17-2	0.08436	0.75000	Oversupply
8/7/2022 12:03	0:02	17-2	0.02445	0.75000	Oversupply
8/7/2022 12:44	0:03	17-2	0.01090	0.75000	Oversupply
8/7/2022 12:55	0:06	17-2	0.05541	0.75000	Oversupply
8/7/2022 13:04	0:01	17-2	0.00678	0.75000	Oversupply
8/7/2022 13:08	0:01	17-2	0.00458	0.75000	Oversupply
8/7/2022 13:12	0:17	17-2	0.17945	0.75000	Oversupply
8/7/2022 13:21	0:02	SSA3	0.03320	1.76600	Oversupply
8/7/2022 13:23	0:02	SSA3	0.03348	1.78000	Oversupply
8/7/2022 13:27	0:02	SSA3	0.03348	1.77400	Oversupply
8/7/2022 13:29	0:02	SSA3	0.03555	1.77700	Oversupply
8/7/2022 13:30	0:09	17-2	0.08842	0.75000	Oversupply
8/7/2022 13:31	0:02	SSA3	0.03612	1.79000	Oversupply
8/7/2022 13:33	0:02	SSA3	0.03642	1.76600	Oversupply
8/7/2022 13:41	0:05	17-2	0.05546	0.75000	Oversupply
8/7/2022 13:41	0:02	SSA3	0.03612	1.76000	Oversupply
8/7/2022 13:43	0:02	SSA3	0.03573	1.76100	Oversupply
8/7/2022 13:51	0:01	17-2	0.01225	0.75000	Oversupply
8/7/2022 13:53	0:02	SSA3	0.03192	1.72000	Oversupply
8/7/2022 13:54	0:03	17-2	0.03177	0.75000	Oversupply
8/7/2022 14:02	0:01	17-2	0.00302	0.75000	Oversupply
8/7/2022 14:04	0:01	17-2	0.00185	0.75000	Oversupply
8/7/2022 22:45	2:47	KWPPII	38.65636	20.26149	Oversupply
8/7/2022 23:35	1:17	AWE	12.98947	21.00000	Oversupply
8/8/2022 1:01	0:01	AWE	0.01256	21.00000	Oversupply
8/8/2022 1:03	0:20	AWE	0.50840	21.00000	Oversupply
8/8/2022 1:34	0:26	KWPPII	2.47907	16.66785	Oversupply
8/8/2022 2:02	0:03	KWPPII	0.05221	14.06518	Oversupply
8/8/2022 2:06	0:01	KWPPII	0.00587	12.89957	Oversupply
8/8/2022 2:09	0:02	KWPPII	0.04555	11.80082	Oversupply
8/8/2022 2:28	0:11	KWPPII	0.31932	11.32380	Oversupply
8/8/2022 3:45	2:10	KWPPII	15.47290	19.10186	Oversupply
8/8/2022 4:19	0:23	AWE	0.83718	19.50000	Oversupply
8/8/2022 4:43	0:01	AWE	0.00873	19.20000	Oversupply
8/8/2022 5:49	0:09	BS250	Data is not available	Data is not available	Oversupply
8/8/2022 5:57	0:01	KWPPII	0.02092	16.05211	Oversupply
8/8/2022 6:00	0:02	BS250	Data is not available	Data is not available	Oversupply
8/8/2022 6:02	0:01	KWPPII	0.00766	16.46626	Oversupply
8/8/2022 6:06	0:02	BS250	Data is not available	Data is not available	Oversupply
8/8/2022 6:07	0:01	KWPPII	0.00833	16.82652	Oversupply
8/8/2022 6:34	0:01	17-2	0.00023	0.03000	Oversupply
8/8/2022 6:37	0:01	17-2	0.00048	0.03000	Oversupply
8/8/2022 6:39	0:20	17-2	0.01485	0.05200	Oversupply
8/8/2022 6:39	0:14	SSA3	0.03757	0.06200	Oversupply
8/8/2022 6:40	0:15	BS250	Data is not available	Data is not available	Oversupply
8/8/2022 6:40	0:16	SSA2	0.02004	-0.00200	Oversupply
8/8/2022 6:42	0:14	KWPPII	0.68944	19.49106	Oversupply
8/8/2022 6:54	0:02	SSA3	0.00677	0.00400	Oversupply
8/8/2022 6:56	0:02	BS250	Data is not available	Data is not available	Oversupply
8/8/2022 6:56	0:02	SSA3	0.00677	0.14200	Oversupply
8/8/2022 7:04	0:35	17-2	0.03142	0.10000	Oversupply
8/8/2022 7:04	0:34	SSA3	0.27750	0.18700	Oversupply
8/8/2022 7:04	0:34	SSA2	0.16291	0.00000	Oversupply
8/8/2022 7:05	0:33	BS250	Data is not available	Data is not available	Oversupply
8/8/2022 7:06	0:32	KWPPII	2.39284	19.70563	Oversupply
8/8/2022 7:40	0:02	SSA3	0.02116	0.01400	Oversupply
8/8/2022 7:42	0:01	17-2	0.00113	0.06900	Oversupply
8/8/2022 7:44	0:14	BS250	Data is not available	Data is not available	Oversupply
8/8/2022 7:44	5:53	17-2	3.43942	0.75000	Oversupply
8/8/2022 7:44	0:14	SSA3	0.17178	0.00900	Oversupply
8/8/2022 7:45	0:13	KWPPII	0.41014	19.06594	Oversupply
8/8/2022 7:45	0:14	SSA2	0.10936	0.01400	Oversupply
8/8/2022 7:58	0:02	SSA3	0.02607	0.33200	Oversupply
8/8/2022 7:59	0:02	SSA2	0.01656	0.13300	Oversupply
8/8/2022 8:00	0:08	BS250	Data is not available	Data is not available	Oversupply
8/8/2022 8:00	0:08	SSA3	0.12204	0.02300	Oversupply
8/8/2022 8:01	0:08	SSA2	0.09941	0.00400	Oversupply
8/8/2022 8:02	0:07	KWPPII	0.25889	16.94927	Oversupply



Maui Curtailment Report

August 2022

Start Date and Time	Duration (minutes)	IPP Curtailed	Estimated Curtailed MWH	Peak MW Curtailed	Reasons for Curtailment
8/8/2022 8:08	0:02	SSA3	0.03064	0.11000	Oversupply
8/8/2022 8:09	0:02	SSA2	0.02490	0.05500	Oversupply
8/8/2022 8:10	0:02	BS250	Data is not available	Data is not available	Oversupply
8/8/2022 8:10	0:02	SSA3	0.03038	0.03600	Oversupply
8/8/2022 8:11	0:01	KWPPI	0.00365	12.50638	Oversupply
8/8/2022 8:11	0:12	SSA2	0.16490	0.04700	Oversupply
8/8/2022 8:12	0:12	SSA3	0.17988	0.25400	Oversupply
8/8/2022 8:13	0:13	BS250	Data is not available	Data is not available	Oversupply
8/8/2022 8:13	0:11	KWPPI	0.41625	17.24367	Oversupply
8/8/2022 8:23	0:02	SSA2	0.02890	-0.00200	Oversupply
8/8/2022 8:24	0:02	SSA3	0.03064	0.06900	Oversupply
8/8/2022 8:25	0:02	SSA2	0.02890	-0.00200	Oversupply
8/8/2022 8:26	0:02	SSA3	0.03013	0.08500	Oversupply
8/8/2022 8:27	0:02	SSA2	0.02914	0.06500	Oversupply
8/8/2022 8:28	0:02	SSA3	0.03225	0.42000	Oversupply
8/8/2022 8:29	0:02	SSA2	0.02973	0.11500	Oversupply
8/8/2022 8:30	4:57	SSA3	11.05089	0.12300	Oversupply
8/8/2022 8:31	4:55	BS250	Data is not available	Data is not available	Oversupply
8/8/2022 8:31	3:34	SSA2	7.51158	0.00100	Oversupply
8/8/2022 8:32	3:34	KWPPI	34.50692	20.60378	Oversupply
8/8/2022 9:48	0:09	AWE	0.28127	21.00000	Oversupply
8/8/2022 12:05	0:02	SSA2	0.09726	0.00000	Oversupply
8/8/2022 12:07	0:03	KWPPI	0.07314	16.14392	Oversupply
8/8/2022 12:07	0:02	SSA2	0.09567	0.00100	Oversupply
8/8/2022 12:09	0:02	SSA2	0.09646	0.00100	Oversupply
8/8/2022 12:11	1:16	KWPPI	8.56865	19.97507	Oversupply
8/8/2022 12:11	1:14	SSA2	3.54092	0.00200	Oversupply
8/8/2022 13:25	0:02	SSA2	0.09167	0.00200	Oversupply
8/8/2022 13:27	0:03	BS250	Data is not available	Data is not available	Oversupply
8/8/2022 13:27	0:02	SSA3	0.07444	0.04400	Oversupply
8/8/2022 13:27	0:02	SSA2	0.09243	0.17200	Oversupply
8/8/2022 13:29	0:02	SSA3	0.04831	0.39800	Oversupply
8/8/2022 13:29	0:02	SSA2	0.04130	0.21300	Oversupply
8/8/2022 13:31	0:02	SSA3	0.06608	0.79200	Oversupply
8/8/2022 13:31	0:02	SSA2	0.03967	1.54100	Oversupply
8/8/2022 13:33	0:02	SSA3	0.06608	1.06100	Oversupply
8/8/2022 13:33	0:02	SSA2	0.04000	1.40400	Oversupply
8/8/2022 13:38	0:13	17-2	0.14106	0.75000	Oversupply
8/8/2022 13:39	0:02	SSA2	0.04000	0.44000	Oversupply
8/8/2022 13:39	0:02	SSA3	0.06608	1.08500	Oversupply
8/8/2022 13:42	0:02	SSA2	0.04000	0.60000	Oversupply
8/8/2022 13:42	0:02	SSA3	0.06608	0.72500	Oversupply
8/8/2022 13:44	0:02	SSA2	0.02691	1.30700	Oversupply
8/8/2022 13:44	0:02	SSA3	0.06696	1.08800	Oversupply
8/8/2022 13:46	0:02	SSA2	0.01433	2.55100	Oversupply
8/8/2022 13:46	0:02	SSA3	0.04557	1.09000	Oversupply
8/8/2022 13:48	0:02	SSA2	0.01445	0.77600	Oversupply
8/8/2022 13:48	0:02	SSA3	0.04557	0.59700	Oversupply
8/8/2022 13:58	0:02	SSA2	0.01356	2.86500	Oversupply
8/8/2022 13:58	0:02	SSA3	0.04470	0.98600	Oversupply
8/8/2022 13:59	0:01	17-2	0.01220	0.75000	Oversupply
8/8/2022 22:14	0:01	KWPPI	0.00340	20.85028	Oversupply
8/8/2022 22:31	0:33	KWPPI	2.70764	20.91615	Oversupply
8/8/2022 23:23	0:17	KWPPI	1.02187	21.01993	Oversupply
8/8/2022 23:42	0:04	KWPPI	0.02320	20.78242	Oversupply
8/8/2022 23:56	1:07	KWPPI	7.72960	20.96704	Oversupply
8/9/2022 1:17	0:02	KWPPI	0.03797	17.77758	Oversupply
8/9/2022 1:31	0:23	KWPPI	1.23426	19.69664	Oversupply
8/9/2022 2:04	0:03	KWPPI	0.03445	15.87348	Oversupply
8/9/2022 2:08	0:09	KWPPI	0.27820	18.74260	Oversupply
8/9/2022 2:19	0:01	KWPPI	0.00875	15.81560	Oversupply
8/9/2022 2:21	0:05	KWPPI	0.09865	16.07407	Oversupply
8/9/2022 2:27	0:08	KWPPI	0.25341	18.53203	Oversupply
8/9/2022 2:43	0:04	KWPPI	0.03668	15.60203	Oversupply
8/9/2022 2:49	0:01	KWPPI	0.00016	15.11902	Oversupply
8/9/2022 3:01	0:12	KWPPI	0.32984	15.45334	Oversupply
8/9/2022 3:18	0:01	KWPPI	0.00386	13.72887	Oversupply
8/9/2022 3:21	0:01	KWPPI	0.00417	11.14816	Oversupply
8/9/2022 3:40	1:13	KWPPI	6.62873	20.02597	Oversupply
8/9/2022 9:15	0:18	17-2	0.12842	0.75000	Oversupply
8/9/2022 9:15	0:02	SSA2	0.03863	1.60900	Oversupply
8/9/2022 9:15	0:02	SSA3	0.04487	0.62000	Oversupply
8/9/2022 9:17	0:02	SSA2	0.03863	0.91000	Oversupply



Maui Curtailment Report

August 2022

Start Date and Time	Duration (minutes)	IPP Curtailed	Estimated Curtailed MWH	Peak MW Curtailed	Reasons for Curtailment
8/9/2022 9:17	0:02	SSA3	0.04450	0.62600	Oversupply
8/9/2022 9:18	0:03	BS250	Data is not available	Data is not available	Oversupply
8/9/2022 9:19	0:02	KWP11	0.00666	13.19496	Oversupply
8/9/2022 9:19	0:02	SSA2	0.03863	-0.00300	Oversupply
8/9/2022 9:19	0:02	SSA3	0.04524	0.07800	Oversupply
8/9/2022 9:21	0:02	SSA2	0.03863	-0.00300	Oversupply
8/9/2022 9:21	0:02	SSA3	0.04524	0.17900	Oversupply
8/9/2022 9:23	0:02	SSA2	0.03895	-0.00300	Oversupply
8/9/2022 9:23	0:02	SSA3	0.04450	0.63800	Oversupply
8/9/2022 9:25	0:02	SSA2	0.03831	0.29700	Oversupply
8/9/2022 9:25	0:02	SSA3	0.04450	0.31800	Oversupply
8/9/2022 9:27	0:02	SSA2	0.03895	0.20700	Oversupply
8/9/2022 9:27	0:02	SSA3	0.04524	0.44100	Oversupply
8/9/2022 9:29	0:02	SSA2	0.00698	1.02300	Oversupply
8/9/2022 9:29	0:02	SSA3	0.03911	0.65300	Oversupply
8/9/2022 9:35	0:03	17-2	0.03700	0.75000	Oversupply
8/9/2022 9:35	0:02	SSA2	0.00282	1.88700	Oversupply
8/9/2022 9:35	0:02	SSA3	0.04103	0.67600	Oversupply
8/9/2022 9:39	0:02	SSA2	0.00282	1.90300	Oversupply
8/9/2022 9:39	0:02	SSA3	0.04036	0.68900	Oversupply
8/9/2022 9:40	0:12	17-2	0.13960	0.75000	Oversupply
8/9/2022 9:41	0:02	SSA2	0.00285	1.92300	Oversupply
8/9/2022 9:43	0:02	SSA2	0.00476	1.93400	Oversupply
8/9/2022 9:43	0:02	SSA3	0.03992	0.68900	Oversupply
8/9/2022 9:45	0:02	SSA2	0.01923	0.67700	Oversupply
8/9/2022 9:45	0:02	SSA3	0.04262	0.69800	Oversupply
8/9/2022 9:47	0:02	SSA2	0.01939	0.49600	Oversupply
8/9/2022 9:47	0:02	SSA3	0.04297	0.70100	Oversupply
8/9/2022 9:49	0:02	SSA2	0.01907	1.27900	Oversupply
8/9/2022 9:56	4:14	17-2	2.18116	0.75000	Oversupply
8/9/2022 9:57	0:02	SSA2	0.01923	1.83900	Oversupply
8/9/2022 9:59	0:02	SSA2	0.05352	0.62000	Oversupply
8/9/2022 9:59	0:02	SSA3	0.05880	0.73500	Oversupply
8/9/2022 10:01	0:02	SSA2	0.06831	1.17700	Oversupply
8/9/2022 10:01	0:02	SSA3	0.06710	0.74300	Oversupply
8/9/2022 10:03	0:02	SSA2	0.06831	0.07200	Oversupply
8/9/2022 10:03	3:50	SSA3	9.62272	0.66900	Oversupply
8/9/2022 10:05	3:47	BS250	Data is not available	Data is not available	Oversupply
8/9/2022 10:05	3:47	SSA2	8.22317	-0.00300	Oversupply
8/9/2022 10:06	3:47	KWP11	36.01965	20.97702	Oversupply
8/9/2022 12:00	0:02	AWE	0.00479	20.80000	Oversupply
8/9/2022 13:53	0:02	SSA2	0.08913	0.80600	Oversupply
8/9/2022 13:53	0:02	SSA3	0.05305	0.48300	Oversupply
8/9/2022 13:55	0:02	SSA2	0.08767	0.43700	Oversupply
8/9/2022 13:55	0:02	SSA3	0.05349	0.41500	Oversupply
8/9/2022 13:57	0:02	SSA2	0.08913	0.17700	Oversupply
8/9/2022 13:58	0:06	SSA3	0.07135	-0.00200	Oversupply
8/9/2022 13:58	0:06	BS250	Data is not available	Data is not available	Oversupply
8/9/2022 13:59	0:05	KWP11	0.05866	17.56401	Oversupply
8/9/2022 13:59	0:06	SSA2	0.16457	-0.00300	Oversupply
8/9/2022 14:04	0:02	SSA3	0.00922	0.06000	Oversupply
8/9/2022 14:05	0:02	SSA2	0.04941	0.25000	Oversupply
8/9/2022 14:06	0:02	SSA3	0.00922	0.87900	Oversupply
8/9/2022 14:07	0:02	SSA2	0.04982	2.02800	Oversupply
8/9/2022 14:08	0:02	SSA3	0.00922	0.65100	Oversupply
8/9/2022 14:10	0:02	SSA3	0.00922	0.91700	Oversupply
8/9/2022 14:12	0:08	17-2	0.03785	0.37700	Oversupply
8/9/2022 14:15	0:02	SSA2	0.03193	0.37600	Oversupply
8/9/2022 14:16	0:02	SSA3	0.00087	0.57000	Oversupply
8/9/2022 14:17	0:02	SSA2	0.03193	1.30700	Oversupply
8/9/2022 14:18	0:02	SSA3	0.00088	0.95200	Oversupply
8/9/2022 14:21	0:02	SSA2	0.03193	1.83600	Oversupply
8/9/2022 14:22	0:05	17-2	0.01985	0.30000	Oversupply
8/9/2022 14:22	0:02	SSA3	0.00086	0.80600	Oversupply
8/9/2022 14:23	0:02	SSA2	0.03167	1.40700	Oversupply
8/9/2022 14:24	0:02	SSA3	0.00087	1.05000	Oversupply
8/9/2022 14:25	0:02	SSA2	0.03193	1.94500	Oversupply
8/9/2022 14:29	0:01	17-2	0.00525	0.32500	Oversupply
8/9/2022 14:29	0:02	SSA2	0.01573	2.83700	Oversupply
8/9/2022 23:35	0:01	KWP11	0.00099	18.98310	Oversupply
8/9/2022 23:37	0:01	KWP11	0.00424	19.33039	Oversupply
8/9/2022 23:39	0:49	KWP11	2.36801	19.37830	Oversupply
8/10/2022 0:33	0:02	KWP11	0.01080	16.97123	Oversupply



Maui Curtailment Report

August 2022

Start Date and Time	Duration (minutes)	IPP Curtailed	Estimated Curtailed MWH	Peak MW Curtailed	Reasons for Curtailment
8/10/2022 0:36	0:07	KWPIL	0.19741	18.52405	Oversupply
8/10/2022 2:30	4:05	KWPIL	52.85600	19.57589	Oversupply
8/10/2022 2:46	0:01	AWE	0.00002	19.80000	Oversupply
8/10/2022 2:48	0:01	AWE	0.00273	18.80000	Oversupply
8/10/2022 2:50	2:05	AWE	13.29629	21.00000	Oversupply
8/10/2022 5:49	0:45	BS250	Data is not available	Data is not available	Oversupply
8/10/2022 6:15	0:28	SSA3	0.02620	0.01300	Oversupply
8/10/2022 6:16	0:32	SSA2	0.01751	0.00500	Oversupply
8/10/2022 6:35	0:40	BS250	Data is not available	Data is not available	Oversupply
8/10/2022 6:36	0:07	KWPIL	0.05617	19.56192	Oversupply
8/10/2022 6:44	0:02	SSA3	0.00402	0.01300	Oversupply
8/10/2022 6:44	0:06	KWPIL	0.02866	19.56092	Oversupply
8/10/2022 6:46	0:10	SSA3	0.03812	-0.00300	Oversupply
8/10/2022 6:49	0:02	SSA2	0.00077	0.00300	Oversupply
8/10/2022 6:51	0:02	SSA2	0.00077	0.06600	Oversupply
8/10/2022 6:53	0:02	SSA2	0.00077	0.02300	Oversupply
8/10/2022 6:54	0:01	KWPIL	0.00711	19.38229	Oversupply
8/10/2022 6:55	0:20	SSA2	0.02271	0.00300	Oversupply
8/10/2022 6:56	0:19	KWPIL	0.27612	19.55493	Oversupply
8/10/2022 6:56	0:02	SSA3	0.00757	-0.00300	Oversupply
8/10/2022 6:58	0:18	SSA3	0.09882	-0.00300	Oversupply
8/10/2022 7:20	0:02	SSA3	0.01353	0.28500	Oversupply
8/10/2022 7:21	0:02	SSA2	0.00731	0.15200	Oversupply
8/10/2022 7:22	0:02	SSA3	0.01353	0.04000	Oversupply
8/10/2022 7:23	0:04	SSA2	0.01455	0.06200	Oversupply
8/10/2022 7:24	0:01	KWPIL	0.00047	19.56392	Oversupply
8/10/2022 7:24	0:02	SSA3	0.01365	0.04900	Oversupply
8/10/2022 7:26	1:53	BS250	Data is not available	Data is not available	Oversupply
8/10/2022 7:26	0:02	KWPIL	0.00583	19.57290	Oversupply
8/10/2022 7:26	1:53	SSA3	2.05538	0.02900	Oversupply
8/10/2022 7:27	1:53	SSA2	1.59469	0.00800	Oversupply
8/10/2022 7:29	0:22	KWPIL	0.47624	19.56092	Oversupply
8/10/2022 7:52	1:28	KWPIL	12.23256	19.55394	Oversupply
8/10/2022 9:19	0:02	SSA3	0.03970	-0.00300	Oversupply
8/10/2022 9:20	0:02	SSA2	0.01391	0.41500	Oversupply
8/10/2022 9:24	0:02	SSA2	0.01391	1.68900	Oversupply
8/10/2022 9:29	0:02	SSA3	0.04906	1.24700	Oversupply
8/10/2022 9:30	0:02	SSA2	0.05336	1.77100	Oversupply
8/10/2022 9:31	0:02	SSA3	0.05676	1.27000	Oversupply
8/10/2022 9:32	0:02	SSA2	0.05381	1.22700	Oversupply
8/10/2022 9:33	5:13	BS250	Data is not available	Data is not available	Oversupply
8/10/2022 9:33	5:14	SSA3	12.49927	0.26200	Oversupply
8/10/2022 9:34	0:01	KWPIL	0.00977	8.66425	Oversupply
8/10/2022 9:34	5:12	SSA2	13.70960	0.02100	Oversupply
8/10/2022 9:36	5:11	KWPIL	78.38519	19.53298	Oversupply
8/10/2022 10:03	3:57	AWE	43.47620	21.00000	Oversupply
8/10/2022 14:02	0:02	AWE	0.01472	21.00000	Oversupply
8/10/2022 14:09	0:01	AWE	0.00157	21.00000	Oversupply
8/10/2022 14:46	0:02	SSA2	0.01857	0.00400	Oversupply
8/10/2022 14:47	0:02	SSA3	0.03321	0.11500	Oversupply
8/10/2022 14:48	0:02	SSA2	0.01826	0.82700	Oversupply
8/10/2022 14:49	0:02	SSA3	0.03293	0.71300	Oversupply
8/10/2022 14:50	0:02	SSA2	0.01842	2.15000	Oversupply
8/10/2022 15:04	0:02	SSA2	0.03746	2.63000	Oversupply
8/10/2022 15:05	0:02	SSA3	0.03005	1.36900	Oversupply
8/10/2022 15:06	0:02	SSA2	0.03746	0.02600	Oversupply
8/10/2022 15:07	0:02	SSA3	0.03055	1.35000	Oversupply
8/10/2022 15:08	0:02	SSA2	0.03715	1.55400	Oversupply
8/10/2022 15:09	0:02	SSA3	0.02981	1.37900	Oversupply
8/10/2022 15:10	0:02	SSA2	0.03746	0.82000	Oversupply
8/10/2022 15:11	0:02	SSA3	0.02956	0.35400	Oversupply
8/10/2022 15:12	0:02	SSA2	0.03715	0.04300	Oversupply
8/10/2022 15:13	0:02	SSA3	0.02885	0.86900	Oversupply
8/10/2022 15:14	0:02	SSA2	0.01860	1.73200	Oversupply
8/10/2022 15:15	0:02	SSA3	0.02066	1.32500	Oversupply
8/10/2022 15:16	0:02	SSA2	0.00217	2.11100	Oversupply
8/10/2022 15:17	0:02	SSA3	0.02066	1.33900	Oversupply
8/10/2022 15:18	0:02	SSA2	0.00219	2.01900	Oversupply
8/10/2022 16:38	0:02	SSA3	0.02174	0.80300	Oversupply
8/10/2022 16:38	0:28	SSA2	0.51181	0.06800	Oversupply
8/10/2022 16:39	0:27	BS250	Data is not available	Data is not available	Oversupply
8/10/2022 16:40	0:26	KWPIL	1.16429	15.51621	Oversupply
8/10/2022 16:40	0:26	SSA3	0.38049	-0.00600	Oversupply



Maui Curtailment Report

August 2022

Start Date and Time	Duration (minutes)	IPP Curtailed	Estimated Curtailed MWH	Peak MW Curtailed	Reasons for Curtailment
8/10/2022 17:06	0:02	SSA2	0.01875	1.07000	Oversupply
8/10/2022 17:08	0:04	SSA2	0.03734	1.41600	Oversupply
8/10/2022 17:09	0:02	SSA3	0.02401	-0.00400	Oversupply
8/10/2022 17:11	0:02	SSA3	0.02381	0.46500	Oversupply
8/10/2022 17:12	0:02	SSA2	0.01875	1.28900	Oversupply
8/10/2022 17:14	0:02	SSA2	0.04215	0.62700	Oversupply
8/10/2022 17:15	0:02	SSA3	0.02401	0.20700	Oversupply
8/10/2022 17:16	0:20	BS250	Data is not available	Data is not available	Oversupply
8/10/2022 17:16	0:20	SSA2	0.28882	0.02200	Oversupply
8/10/2022 17:17	0:20	SSA3	0.21002	-0.00400	Oversupply
8/10/2022 17:18	0:20	KWPII	0.81403	19.41123	Oversupply
8/10/2022 17:37	0:02	SSA2	0.01425	0.00100	Oversupply
8/10/2022 17:37	0:02	SSA3	0.01510	-0.00400	Oversupply
8/10/2022 17:39	0:02	SSA2	0.01425	0.49800	Oversupply
8/10/2022 17:39	0:02	SSA3	0.01510	-0.00300	Oversupply
8/10/2022 22:40	0:01	KWPII	0.00102	19.54695	Oversupply
8/10/2022 23:09	5:56	KWPII	71.69352	19.59685	Oversupply
8/11/2022 3:14	0:02	AWE	0.01403	21.00000	Oversupply
8/11/2022 3:17	0:01	AWE	0.00558	21.00000	Oversupply
8/11/2022 3:20	0:01	AWE	0.00157	21.00000	Oversupply
8/11/2022 3:22	0:01	AWE	0.00019	21.00000	Oversupply
8/11/2022 3:32	0:05	AWE	0.02098	21.00000	Oversupply
8/11/2022 4:07	0:01	AWE	0.00141	21.00000	Oversupply
8/11/2022 5:47	0:14	KWPII	0.52245	19.59186	Oversupply
8/11/2022 5:49	0:11	BS250	Data is not available	Data is not available	Oversupply
8/11/2022 7:14	8:19	SSA3	16.82925	0.14700	Oversupply
8/11/2022 7:15	8:23	17-2	5.31158	0.75000	Oversupply
8/11/2022 7:16	0:02	KWPII	0.00242	19.51901	Oversupply
8/11/2022 7:16	0:02	SSA2	0.01028	0.00700	Oversupply
8/11/2022 7:18	8:14	BS250	Data is not available	Data is not available	Oversupply
8/11/2022 7:18	8:15	SSA2	16.63611	0.00100	Oversupply
8/11/2022 7:19	8:12	KWPII	111.50395	19.59186	Oversupply
8/11/2022 9:15	0:02	AWE	0.00248	21.00000	Oversupply
8/11/2022 9:31	0:01	AWE	0.00124	21.00000	Oversupply
8/11/2022 9:48	4:31	AWE	27.26380	21.00000	Oversupply
8/11/2022 15:33	0:02	SSA2	0.00420	0.73800	Oversupply
8/11/2022 15:33	0:02	SSA3	0.03089	0.60000	Oversupply
8/11/2022 15:39	0:04	17-2	0.03533	0.70900	Oversupply
8/11/2022 17:01	0:31	17-2	0.12095	0.37000	Oversupply
8/11/2022 17:01	0:02	SSA2	0.03981	0.56000	Oversupply
8/11/2022 17:01	0:02	SSA3	0.02548	0.66500	Oversupply
8/11/2022 17:02	0:01	BS250	Data is not available	Data is not available	Oversupply
8/11/2022 17:03	0:16	SSA2	0.30389	0.04300	Oversupply
8/11/2022 17:03	0:16	SSA3	0.18504	0.00300	Oversupply
8/11/2022 17:04	0:16	BS250	Data is not available	Data is not available	Oversupply
8/11/2022 17:04	0:09	KWPII	0.23841	19.57290	Oversupply
8/11/2022 17:14	0:06	KWPII	0.12181	19.56691	Oversupply
8/11/2022 17:19	0:02	SSA2	0.03276	0.01600	Oversupply
8/11/2022 17:20	0:02	SSA3	0.01516	-0.00500	Oversupply
8/11/2022 17:22	0:02	SSA3	0.01503	-0.00400	Oversupply
8/11/2022 17:23	0:04	BS250	Data is not available	Data is not available	Oversupply
8/11/2022 17:23	0:04	SSA2	0.06526	0.03300	Oversupply
8/11/2022 17:24	0:04	KWPII	0.03436	19.56691	Oversupply
8/11/2022 17:24	0:04	SSA3	0.03007	-0.00300	Oversupply
8/11/2022 17:27	0:02	SSA2	0.03276	-0.00300	Oversupply
8/11/2022 17:28	0:02	SSA3	0.01477	-0.00300	Oversupply
8/11/2022 17:29	0:01	BS250	Data is not available	Data is not available	Oversupply
8/11/2022 17:29	0:02	SSA2	0.01255	0.00100	Oversupply
8/11/2022 17:34	0:01	17-2	0.00213	0.12800	Oversupply
8/11/2022 17:38	0:01	17-2	0.00226	0.18600	Oversupply
8/11/2022 17:47	0:01	17-2	0.00133	0.12000	Oversupply
8/11/2022 17:47	0:02	SSA2	0.00146	0.78100	Oversupply
8/11/2022 17:49	0:03	17-2	0.00583	0.12000	Oversupply
8/11/2022 17:49	0:02	SSA2	0.00145	0.38100	Oversupply
8/11/2022 17:50	0:01	BS250	Data is not available	Data is not available	Oversupply
8/11/2022 17:50	0:02	SSA3	0.00295	-0.00200	Oversupply
8/11/2022 17:54	0:02	17-2	0.00240	0.07200	Oversupply
8/11/2022 17:54	0:02	SSA3	0.00300	0.06600	Oversupply
8/11/2022 23:39	0:01	KWPII	0.00345	17.77957	Oversupply
8/11/2022 23:51	0:03	KWPII	0.03953	18.00012	Oversupply
8/12/2022 0:12	0:02	KWPII	0.00557	18.03106	Oversupply
8/12/2022 0:22	0:27	KWPII	0.63596	18.06000	Oversupply
8/12/2022 0:54	0:57	KWPII	2.83020	18.04203	Oversupply



Maui Curtailment Report

August 2022

Start Date and Time	Duration (minutes)	IPP Curtailed	Estimated Curtailed MWH	Peak MW Curtailed	Reasons for Curtailment
8/12/2022 1:54	0:01	KWPIL	0.00126	17.98914	Oversupply
8/12/2022 1:56	0:09	KWPIL	0.09739	18.02707	Oversupply
8/12/2022 2:06	2:02	KWPIL	6.33240	18.04503	Oversupply
8/12/2022 4:15	0:08	KWPIL	0.11966	17.85542	Oversupply
8/12/2022 4:29	0:03	KWPIL	0.01401	17.91629	Oversupply
8/12/2022 4:33	0:01	KWPIL	0.00068	17.94723	Oversupply
8/12/2022 7:52	0:02	SSA2	0.00239	0.45500	Oversupply
8/12/2022 7:54	0:01	17-2	0.00468	0.33900	Oversupply
8/12/2022 7:58	0:02	SSA2	0.00180	0.54200	Oversupply
8/12/2022 8:01	0:02	SSA3	0.01330	0.60800	Oversupply
8/12/2022 8:02	0:06	17-2	0.02218	0.51700	Oversupply
8/12/2022 8:02	0:02	SSA2	0.00646	0.59300	Oversupply
8/12/2022 8:03	0:02	SSA3	0.01319	0.62700	Oversupply
8/12/2022 8:04	0:02	SSA2	0.00652	0.47500	Oversupply
8/12/2022 8:11	0:02	SSA3	0.01319	0.69300	Oversupply
8/12/2022 8:12	1:45	17-2	4.26554	0.75000	Oversupply
8/12/2022 8:12	0:02	SSA2	0.00646	0.09900	Oversupply
8/12/2022 8:13	0:02	SSA3	0.01819	0.02800	Oversupply
8/12/2022 8:14	0:02	SSA2	0.01852	0.17100	Oversupply
8/12/2022 8:15	0:02	SSA3	0.02969	0.65500	Oversupply
8/12/2022 8:17	0:02	SSA2	0.02415	0.14100	Oversupply
8/12/2022 8:17	0:02	SSA3	0.02969	0.73900	Oversupply
8/12/2022 8:19	0:06	BS250	Data is not available	Data is not available	Oversupply
8/12/2022 8:19	0:07	KWPIL	0.11329	19.46412	Oversupply
8/12/2022 8:19	0:08	SSA2	0.09622	0.02500	Oversupply
8/12/2022 8:19	0:06	SSA3	0.08932	-0.00100	Oversupply
8/12/2022 8:26	0:02	SSA3	0.02945	0.03400	Oversupply
8/12/2022 8:27	0:02	SSA2	0.02415	0.34300	Oversupply
8/12/2022 8:28	0:02	SSA3	0.02951	0.52200	Oversupply
8/12/2022 8:29	6:37	BS250	Data is not available	Data is not available	Oversupply
8/12/2022 8:29	0:02	SSA2	0.02704	0.35500	Oversupply
8/12/2022 8:30	4:20	KWPIL	48.73720	19.41921	Oversupply
8/12/2022 8:30	6:36	SSA3	15.43677	0.00000	Oversupply
8/12/2022 8:31	6:36	SSA2	13.00353	0.00200	Oversupply
8/12/2022 9:30	0:09	AWE	0.67704	21.00000	Oversupply
8/12/2022 9:45	0:02	AWE	0.02175	14.50000	Oversupply
8/12/2022 9:48	0:14	AWE	0.68749	20.90000	Oversupply
8/12/2022 10:45	0:02	AWE	0.03867	21.00000	Oversupply
8/12/2022 10:48	0:03	AWE	0.06547	21.00000	Oversupply
8/12/2022 11:56	0:18	AWE	0.98477	21.00000	Oversupply
8/12/2022 12:24	0:03	AWE	0.11365	21.00000	Oversupply
8/12/2022 12:30	0:05	AWE	0.13656	21.00000	Oversupply
8/12/2022 12:37	0:03	AWE	0.08736	21.00000	Oversupply
8/12/2022 12:51	2:09	KWPIL	22.55689	18.78252	Oversupply
8/12/2022 13:03	0:02	AWE	0.01807	21.00000	Oversupply
8/12/2022 14:35	0:10	AWE	0.23545	20.60000	Oversupply
8/12/2022 15:02	0:04	KWPIL	0.10667	17.42729	Oversupply
8/12/2022 15:07	0:02	SSA2	0.05633	0.20700	Oversupply
8/12/2022 15:07	0:04	SSA3	0.13638	0.42600	Oversupply
8/12/2022 15:08	0:03	BS250	Data is not available	Data is not available	Oversupply
8/12/2022 15:09	0:04	SSA2	0.11219	0.01500	Oversupply
8/12/2022 15:10	0:02	KWPIL	0.02966	18.05601	Oversupply
8/12/2022 15:11	0:02	SSA3	0.06875	0.09000	Oversupply
8/12/2022 15:13	0:02	SSA2	0.04312	0.13100	Oversupply
8/12/2022 15:13	0:02	SSA3	0.06285	0.91600	Oversupply
8/12/2022 15:15	0:02	SSA2	0.03050	0.18200	Oversupply
8/12/2022 15:15	0:02	SSA3	0.02605	1.07900	Oversupply
8/12/2022 15:17	0:02	SSA2	0.03075	1.23600	Oversupply
8/12/2022 15:17	0:02	SSA3	0.02563	1.00200	Oversupply
8/12/2022 15:43	0:02	SSA2	-0.00374	2.07700	Oversupply
8/12/2022 15:44	0:02	SSA3	0.00217	0.92300	Oversupply
8/12/2022 15:45	0:02	SSA2	-0.00303	0.88600	Oversupply
8/12/2022 15:46	0:02	SSA3	0.02624	1.05400	Oversupply
8/12/2022 15:47	0:02	SSA2	-0.00298	0.98500	Oversupply
8/12/2022 15:48	0:02	SSA3	0.02645	1.66100	Oversupply
8/12/2022 17:14	0:02	SSA2	0.02983	1.60100	Oversupply
8/12/2022 17:14	0:02	SSA3	0.01696	0.27700	Oversupply
8/12/2022 17:15	0:01	BS250	Data is not available	Data is not available	Oversupply
8/12/2022 17:16	0:02	SSA2	0.03969	0.04100	Oversupply
8/12/2022 17:16	0:02	SSA3	0.00987	0.24600	Oversupply
8/12/2022 17:18	0:34	BS250	Data is not available	Data is not available	Oversupply
8/12/2022 17:18	0:34	SSA2	0.41958	0.00900	Oversupply
8/12/2022 17:18	0:34	SSA3	0.15771	0.00000	Oversupply



Maui Curtailment Report

August 2022

Start Date and Time	Duration (minutes)	IPP Curtailed	Estimated Curtailed MWH	Peak MW Curtailed	Reasons for Curtailment
8/12/2022 17:19	0:34	KWP/II	3.65412	17.03609	Oversupply
8/12/2022 17:52	0:02	SSA2	0.01512	0.25100	Oversupply
8/12/2022 17:56	0:02	SSA2	0.01499	0.85500	Oversupply
8/12/2022 17:58	0:11	BS250	Data is not available	Data is not available	Oversupply
8/12/2022 17:58	0:12	SSA2	0.02930	0.01200	Oversupply
8/12/2022 17:58	0:10	SSA3	0.01845	0.00200	Oversupply
8/12/2022 17:59	0:12	KWP/II	0.25537	15.23878	Oversupply
8/12/2022 18:09	0:02	SSA3	0.00307	0.03600	Oversupply
8/12/2022 22:12	0:05	KWP/II	0.12170	18.26757	Oversupply
8/13/2022 1:15	0:02	KWP/II	0.01163	12.72593	Oversupply
8/13/2022 1:23	0:05	KWP/II	0.01493	11.15714	Oversupply
8/13/2022 1:39	0:01	KWP/II	0.00647	12.38562	Oversupply
8/13/2022 1:45	0:28	KWP/II	2.43271	16.56506	Oversupply
8/13/2022 5:15	0:03	KWP/II	0.04653	9.99352	Oversupply
8/13/2022 8:53	0:02	SSA2	0.01356	0.29500	Oversupply
8/13/2022 8:53	0:02	SSA3	0.02325	0.91200	Oversupply
8/13/2022 8:55	0:02	SSA3	0.02363	1.02500	Oversupply
8/13/2022 8:55	0:02	SSA2	0.01345	1.34100	Oversupply
8/13/2022 8:57	0:02	SSA3	0.02363	0.34300	Oversupply
8/13/2022 8:57	0:02	SSA2	0.01334	0.41000	Oversupply
8/13/2022 8:59	0:02	SSA2	0.03425	0.49800	Oversupply
8/13/2022 8:59	0:02	SSA3	0.04405	0.07000	Oversupply
8/13/2022 9:01	0:02	SSA2	0.04579	0.01500	Oversupply
8/13/2022 9:01	0:02	SSA3	0.05290	0.17400	Oversupply
8/13/2022 9:03	0:04	SSA2	0.09234	0.05000	Oversupply
8/13/2022 9:03	0:04	SSA3	0.10625	0.00900	Oversupply
8/13/2022 9:04	0:12	BS250	Data is not available	Data is not available	Oversupply
8/13/2022 9:05	0:02	KWP/II	0.03894	6.56255	Oversupply
8/13/2022 9:07	0:08	SSA2	0.18430	0.00800	Oversupply
8/13/2022 9:07	0:08	SSA3	0.21249	-0.00400	Oversupply
8/13/2022 9:08	0:08	KWP/II	0.17405	8.14830	Oversupply
8/13/2022 9:15	1:37	SSA2	3.27692	0.02500	Oversupply
8/13/2022 9:15	0:02	SSA3	0.05803	-0.00200	Oversupply
8/13/2022 9:17	1:35	BS250	Data is not available	Data is not available	Oversupply
8/13/2022 9:17	2:09	SSA3	4.78193	0.31800	Oversupply
8/13/2022 9:19	1:34	KWP/II	7.77442	10.61325	Oversupply
8/13/2022 9:23	0:27	AWE	0.75031	21.00000	Oversupply
8/13/2022 9:51	0:01	AWE	0.00457	21.00000	Oversupply
8/13/2022 10:22	0:13	AWE	0.44546	21.00000	Oversupply
8/13/2022 10:43	0:01	AWE	0.00391	21.00000	Oversupply
8/13/2022 10:50	0:01	AWE	0.00424	21.00000	Oversupply
8/13/2022 10:52	0:02	SSA2	0.08544	0.09200	Oversupply
8/13/2022 10:53	0:34	BS250	Data is not available	Data is not available	Oversupply
8/13/2022 10:54	0:27	KWP/II	0.59431	3.15653	Oversupply
8/13/2022 10:54	0:34	SSA2	1.50106	0.00200	Oversupply
8/13/2022 11:02	0:25	AWE	0.98499	21.00000	Oversupply
8/13/2022 11:22	0:03	KWP/II	0.01514	0.64468	Oversupply
8/13/2022 11:27	0:02	SSA3	0.08191	0.16000	Oversupply
8/13/2022 11:28	0:02	SSA2	0.07206	0.84200	Oversupply
8/13/2022 11:29	0:02	SSA3	0.05248	1.17900	Oversupply
8/13/2022 11:30	0:02	SSA2	0.04168	0.52100	Oversupply
8/13/2022 11:31	0:02	SSA3	0.04077	0.76200	Oversupply
8/13/2022 11:32	0:02	SSA2	0.04100	0.99200	Oversupply
8/13/2022 11:33	0:02	SSA3	0.04077	0.92200	Oversupply
8/13/2022 11:34	0:02	SSA2	0.04134	1.23600	Oversupply
8/13/2022 11:35	0:02	SSA3	0.04044	1.32300	Oversupply
8/13/2022 11:36	0:02	SSA2	0.04134	2.04600	Oversupply
8/13/2022 11:37	0:02	SSA3	0.04077	1.70600	Oversupply
8/13/2022 11:38	0:02	SSA2	0.04100	2.18100	Oversupply
8/13/2022 11:39	0:02	SSA3	0.04145	1.72000	Oversupply
8/13/2022 11:40	0:02	SSA2	0.04134	1.98300	Oversupply
8/13/2022 11:41	0:02	SSA3	0.04111	1.72800	Oversupply
8/13/2022 11:42	0:02	SSA2	0.04100	2.52400	Oversupply
8/13/2022 11:44	0:02	SSA2	0.06194	1.90600	Oversupply
8/13/2022 11:45	0:02	SSA3	0.06064	1.57500	Oversupply
8/13/2022 11:46	0:02	SSA2	0.06554	1.02700	Oversupply
8/13/2022 11:47	0:02	SSA3	0.06014	0.41200	Oversupply
8/13/2022 11:48	0:02	SSA2	0.06500	0.84500	Oversupply
8/13/2022 11:49	0:02	SSA3	0.06114	1.47300	Oversupply
8/13/2022 11:50	0:02	SSA2	0.06554	1.25500	Oversupply
8/13/2022 11:51	0:02	SSA3	0.06014	0.82600	Oversupply
8/13/2022 11:52	0:02	SSA2	0.06500	0.36700	Oversupply
8/13/2022 11:53	0:02	SSA3	0.06064	0.65100	Oversupply



Maui Curtailment Report

August 2022

Start Date and Time	Duration (minutes)	IPP Curtailed	Estimated Curtailed MWH	Peak MW Curtailed	Reasons for Curtailment
8/13/2022 11:54	0:02	SSA2	0.06608	0.53900	Oversupply
8/13/2022 11:55	0:02	SSA3	0.06064	0.25800	Oversupply
8/13/2022 11:56	0:02	SSA2	0.06554	0.26800	Oversupply
8/13/2022 11:57	0:02	SSA3	0.06064	1.35000	Oversupply
8/13/2022 11:58	0:02	SSA2	0.06980	1.69600	Oversupply
8/13/2022 11:59	0:02	SSA3	0.06542	1.71200	Oversupply
8/13/2022 12:00	0:02	SSA2	0.07127	1.92400	Oversupply
8/13/2022 12:01	0:02	SSA3	0.06787	1.61000	Oversupply
8/13/2022 12:02	0:02	SSA2	0.07127	1.32300	Oversupply
8/13/2022 12:03	0:02	SSA3	0.06844	1.27700	Oversupply
8/13/2022 12:04	0:02	SSA2	0.07068	1.12900	Oversupply
8/13/2022 12:05	0:02	SSA3	0.06787	1.75600	Oversupply
8/13/2022 12:06	0:02	SSA2	0.07127	0.75700	Oversupply
8/13/2022 12:07	0:02	SSA3	0.06844	0.87000	Oversupply
8/13/2022 12:08	0:02	SSA2	0.07068	0.11300	Oversupply
8/13/2022 12:09	0:02	SSA3	0.06787	0.33300	Oversupply
8/13/2022 12:10	0:58	SSA2	2.14860	0.03100	Oversupply
8/13/2022 12:11	0:57	BS250	Data is not available	Data is not available	Oversupply
8/13/2022 12:11	0:56	SSA3	2.56115	-0.00500	Oversupply
8/13/2022 12:12	0:04	AWE	0.02504	21.00000	Oversupply
8/13/2022 12:12	0:11	KWPPII	0.21276	2.15958	Oversupply
8/13/2022 12:17	0:48	AWE	1.74834	21.00000	Oversupply
8/13/2022 12:27	0:03	KWPPII	0.02826	1.01492	Oversupply
8/13/2022 12:38	0:18	KWPPII	0.38095	2.63460	Oversupply
8/13/2022 13:04	0:05	KWPPII	0.07890	3.07670	Oversupply
8/13/2022 13:08	0:02	SSA3	0.08541	-0.00500	Oversupply
8/13/2022 13:09	0:02	SSA2	0.04213	0.14900	Oversupply
8/13/2022 13:10	0:02	SSA3	0.08470	-0.00400	Oversupply
8/13/2022 13:11	0:02	SSA2	0.04248	0.28100	Oversupply
8/13/2022 13:12	0:02	SSA3	0.08541	0.45200	Oversupply
8/13/2022 13:13	0:02	SSA2	0.03735	0.59000	Oversupply
8/13/2022 13:14	0:02	SSA3	0.06050	1.36100	Oversupply
8/13/2022 13:15	0:02	SSA2	0.04071	0.89000	Oversupply
8/13/2022 13:16	0:02	SSA3	0.03825	1.19100	Oversupply
8/13/2022 13:17	0:02	SSA2	0.04105	1.18100	Oversupply
8/13/2022 13:18	0:02	SSA3	0.03794	1.68900	Oversupply
8/13/2022 13:19	0:02	SSA2	0.04105	0.95000	Oversupply
8/13/2022 13:20	0:02	SSA3	0.03794	1.66900	Oversupply
8/13/2022 13:21	0:02	SSA2	0.04071	1.19700	Oversupply
8/13/2022 13:22	0:02	SSA3	0.03794	1.66200	Oversupply
8/13/2022 13:23	0:02	SSA2	0.04105	1.84100	Oversupply
8/13/2022 13:24	0:02	SSA3	0.03762	1.72600	Oversupply
8/13/2022 13:25	0:02	SSA2	0.04071	2.10500	Oversupply
8/13/2022 13:26	0:02	SSA3	0.03825	1.73600	Oversupply
8/13/2022 13:27	0:02	SSA2	0.04105	2.15900	Oversupply
8/13/2022 13:28	0:02	SSA3	0.03892	1.72900	Oversupply
8/13/2022 13:29	0:02	SSA2	0.01296	2.35500	Oversupply
8/13/2022 21:31	0:01	KWPPII	0.00067	16.92632	Oversupply
8/13/2022 22:22	0:02	KWPPII	0.01055	13.91150	Oversupply
8/14/2022 6:08	0:04	BS250	Data is not available	Data is not available	Oversupply
8/14/2022 6:10	0:01	KWPPII	0.01289	14.51027	Oversupply
8/14/2022 6:13	0:15	BS250	Data is not available	Data is not available	Oversupply
8/14/2022 6:14	0:10	KWPPII	0.44443	17.85242	Oversupply
8/14/2022 6:25	0:03	KWPPII	0.03388	16.53811	Oversupply
8/14/2022 6:29	0:19	BS250	Data is not available	Data is not available	Oversupply
8/14/2022 6:29	0:22	SSA2	0.01779	0.04100	Oversupply
8/14/2022 6:29	0:18	SSA3	0.03433	0.02600	Oversupply
8/14/2022 6:31	0:19	KWPPII	1.42857	17.35644	Oversupply
8/14/2022 6:49	0:06	BS250	Data is not available	Data is not available	Oversupply
8/14/2022 6:49	0:06	SSA3	0.01905	0.00000	Oversupply
8/14/2022 6:53	0:03	KWPPII	0.03211	11.34775	Oversupply
8/14/2022 6:53	0:02	SSA2	0.00217	0.00000	Oversupply
8/14/2022 7:03	0:40	BS250	Data is not available	Data is not available	Oversupply
8/14/2022 7:03	0:40	SSA2	0.15852	0.00800	Oversupply
8/14/2022 7:04	0:39	KWPPII	5.20651	15.80861	Oversupply
8/14/2022 7:04	0:38	SSA3	0.30641	-0.00300	Oversupply
8/14/2022 7:14	0:02	AWE	0.01318	19.50000	Oversupply
8/14/2022 7:42	0:02	SSA3	0.02163	-0.00300	Oversupply
8/14/2022 7:43	0:02	SSA2	0.00668	0.01600	Oversupply
8/14/2022 7:44	0:02	SSA3	0.00874	-0.00200	Oversupply
8/14/2022 8:34	0:02	SSA2	0.02178	0.95000	Oversupply
8/14/2022 8:36	0:02	SSA2	0.02215	0.97400	Oversupply
8/14/2022 8:36	0:02	SSA3	0.02077	0.89200	Oversupply



Maui Curtailment Report

August 2022

Start Date and Time	Duration (minutes)	IPP Curtailed	Estimated Curtailed MWH	Peak MW Curtailed	Reasons for Curtailment
8/14/2022 8:38	0:02	SSA2	0.02178	0.28200	Oversupply
8/14/2022 8:38	0:02	SSA3	0.02077	0.31800	Oversupply
8/14/2022 8:39	0:02	BS250	Data is not available	Data is not available	Oversupply
8/14/2022 8:40	0:02	SSA2	0.02215	0.01700	Oversupply
8/14/2022 8:40	0:02	SSA3	0.02059	0.26900	Oversupply
8/14/2022 8:42	0:02	SSA2	0.02178	0.13000	Oversupply
8/14/2022 8:44	0:02	SSA2	0.02116	0.12100	Oversupply
8/14/2022 8:44	0:02	SSA3	0.02618	0.94900	Oversupply
8/14/2022 8:46	0:02	SSA2	0.02681	0.43900	Oversupply
8/14/2022 8:46	0:02	SSA3	0.03194	0.67100	Oversupply
8/14/2022 8:48	0:02	SSA2	0.02659	0.13000	Oversupply
8/14/2022 8:49	0:02	SSA3	0.03142	0.26000	Oversupply
8/14/2022 8:50	0:01	BS250	Data is not available	Data is not available	Oversupply
8/14/2022 8:50	0:02	SSA2	0.02659	0.17000	Oversupply
8/14/2022 8:51	0:02	SSA3	0.03142	0.58900	Oversupply
8/14/2022 8:52	0:01	BS250	Data is not available	Data is not available	Oversupply
8/14/2022 8:52	0:02	SSA2	0.02659	0.01300	Oversupply
8/14/2022 8:53	0:02	SSA3	0.03142	0.08400	Oversupply
8/14/2022 8:54	0:02	SSA2	0.02659	0.27700	Oversupply
8/14/2022 8:55	0:02	SSA3	0.03168	0.66700	Oversupply
8/14/2022 8:56	0:02	SSA2	0.02659	0.65900	Oversupply
8/14/2022 8:57	0:02	SSA3	0.03142	1.02200	Oversupply
8/14/2022 8:58	0:02	SSA2	0.02806	0.81100	Oversupply
8/14/2022 8:59	0:02	SSA3	0.03788	0.81300	Oversupply
8/14/2022 9:00	0:02	SSA2	0.04444	0.65000	Oversupply
8/14/2022 9:01	0:02	SSA3	0.04910	0.96900	Oversupply
8/14/2022 9:02	0:02	SSA2	0.04444	0.55100	Oversupply
8/14/2022 9:03	0:02	SSA3	0.04910	0.28500	Oversupply
8/14/2022 9:04	0:40	SSA2	0.93005	0.02500	Oversupply
8/14/2022 9:05	0:38	BS250	Data is not available	Data is not available	Oversupply
8/14/2022 9:05	0:39	KWPPI	2.79062	8.82093	Oversupply
8/14/2022 9:05	0:38	SSA3	1.10100	0.01300	Oversupply
8/14/2022 9:16	0:02	AWE	0.01493	20.80000	Oversupply
8/14/2022 9:19	0:01	AWE	0.00203	20.20000	Oversupply
8/14/2022 9:27	0:03	AWE	0.05821	21.00000	Oversupply
8/14/2022 9:35	0:01	AWE	0.00404	20.80000	Oversupply
8/14/2022 9:44	0:02	SSA2	0.02831	0.40600	Oversupply
8/14/2022 9:45	0:10	SSA3	0.27741	-0.00400	Oversupply
8/14/2022 9:46	0:06	BS250	Data is not available	Data is not available	Oversupply
8/14/2022 9:46	0:06	KWPPI	0.09724	7.33697	Oversupply
8/14/2022 9:46	0:08	SSA2	0.14680	0.00700	Oversupply
8/14/2022 9:54	0:01	BS250	Data is not available	Data is not available	Oversupply
8/14/2022 9:54	0:02	SSA2	0.03678	0.13500	Oversupply
8/14/2022 9:55	0:02	SSA3	0.05622	0.13300	Oversupply
8/14/2022 9:56	0:02	SSA2	0.03678	1.11400	Oversupply
8/14/2022 9:57	0:02	SSA3	0.05622	1.34700	Oversupply
8/14/2022 9:59	0:02	SSA3	0.03336	1.39600	Oversupply
8/14/2022 10:00	0:02	SSA2	0.00851	1.70800	Oversupply
8/14/2022 10:01	0:02	SSA3	0.03228	1.38500	Oversupply
8/14/2022 10:02	0:01	BS250	Data is not available	Data is not available	Oversupply
8/14/2022 10:02	0:02	SSA2	0.00851	0.02900	Oversupply
8/14/2022 10:03	0:01	KWPPI	0.00099	6.97770	Oversupply
8/14/2022 10:03	0:02	SSA3	0.03228	0.26000	Oversupply
8/14/2022 10:04	0:02	SSA2	0.00844	0.11600	Oversupply
8/14/2022 10:16	0:02	SSA2	0.02622	0.90100	Oversupply
8/14/2022 10:17	0:02	SSA3	0.05207	1.49900	Oversupply
8/14/2022 10:20	0:02	SSA2	0.02774	0.80100	Oversupply
8/14/2022 10:21	0:02	SSA3	0.05207	1.52100	Oversupply
8/14/2022 10:22	0:04	SSA2	0.05222	0.06900	Oversupply
8/14/2022 10:23	0:01	BS250	Data is not available	Data is not available	Oversupply
8/14/2022 10:23	0:08	SSA3	0.19807	0.01200	Oversupply
8/14/2022 10:24	0:01	KWPPI	0.00441	6.64339	Oversupply
8/14/2022 10:26	0:05	BS250	Data is not available	Data is not available	Oversupply
8/14/2022 10:26	0:04	SSA2	0.04791	0.03200	Oversupply
8/14/2022 10:27	0:04	KWPPI	0.06142	9.05445	Oversupply
8/14/2022 10:31	0:02	SSA2	0.02026	0.64500	Oversupply
8/14/2022 10:31	0:02	SSA3	0.04359	0.08700	Oversupply
8/14/2022 10:33	0:02	SSA2	0.02043	1.26400	Oversupply
8/14/2022 10:33	0:02	SSA3	0.04323	0.68200	Oversupply
8/14/2022 10:35	0:02	SSA2	0.02043	0.29600	Oversupply
8/14/2022 10:35	0:02	SSA3	0.04323	0.93400	Oversupply
8/14/2022 10:37	0:02	SSA2	0.02026	0.51200	Oversupply
8/14/2022 10:37	0:02	SSA3	0.04395	1.58200	Oversupply



Maui Curtailment Report

August 2022

Start Date and Time	Duration (minutes)	IPP Curtailed	Estimated Curtailed MWH	Peak MW Curtailed	Reasons for Curtailment
8/14/2022 10:40	0:02	SSA3	0.04323	1.58800	Oversupply
8/14/2022 10:41	0:02	SSA2	0.02043	0.47700	Oversupply
8/14/2022 10:42	0:02	SSA3	0.04395	1.60600	Oversupply
8/14/2022 10:43	0:02	SSA2	0.02069	0.32700	Oversupply
8/14/2022 10:44	0:02	SSA3	0.05216	1.38200	Oversupply
8/14/2022 10:45	0:02	SSA2	0.03588	0.46200	Oversupply
8/14/2022 10:46	0:02	SSA3	0.06467	1.01300	Oversupply
8/14/2022 10:47	0:02	SSA2	0.03558	1.52400	Oversupply
8/14/2022 10:48	0:02	SSA3	0.06467	1.62700	Oversupply
8/14/2022 10:49	0:06	SSA2	0.10734	0.78900	Oversupply
8/14/2022 10:50	0:04	BS250	Data is not available	Data is not available	Oversupply
8/14/2022 10:50	0:02	KWPPII	0.00705	3.06272	Oversupply
8/14/2022 10:50	0:02	SSA3	0.06414	0.01100	Oversupply
8/14/2022 10:52	0:02	SSA3	0.06467	-0.00500	Oversupply
8/14/2022 10:53	0:02	KWPPII	0.01870	3.36610	Oversupply
8/14/2022 10:54	0:02	SSA3	0.06467	-0.00300	Oversupply
8/14/2022 10:55	0:02	SSA2	0.03588	0.13200	Oversupply
8/14/2022 10:56	0:02	SSA3	0.06573	0.15300	Oversupply
8/14/2022 10:57	0:02	SSA2	0.03558	0.70600	Oversupply
8/14/2022 10:58	0:02	SSA3	0.06157	0.69800	Oversupply
8/14/2022 10:59	0:02	SSA2	0.02799	0.28700	Oversupply
8/14/2022 11:02	0:02	SSA3	0.02289	1.54600	Oversupply
8/14/2022 11:03	0:02	SSA2	-0.00288	0.08400	Oversupply
8/14/2022 12:12	0:02	SSA3	0.03213	0.93700	Oversupply
8/14/2022 12:13	0:02	SSA2	0.00612	1.15900	Oversupply
8/14/2022 12:14	0:02	SSA3	0.07391	0.94200	Oversupply
8/14/2022 12:15	0:02	SSA2	0.03228	1.21200	Oversupply
8/14/2022 12:16	0:02	SSA3	0.05144	1.21600	Oversupply
8/14/2022 12:17	2:32	BS250	Data is not available	Data is not available	Oversupply
8/14/2022 12:17	2:32	KWPPII	21.29283	18.16279	Oversupply
8/14/2022 12:17	2:33	SSA2	3.57060	0.03500	Oversupply
8/14/2022 12:18	2:32	SSA3	5.45549	-0.00700	Oversupply
8/14/2022 12:20	0:54	AWE	3.55542	21.00000	Oversupply
8/14/2022 13:16	0:13	AWE	0.20628	21.00000	Oversupply
8/14/2022 14:15	0:03	AWE	0.01987	20.20000	Oversupply
8/14/2022 14:19	0:01	AWE	0.02073	18.20000	Oversupply
8/14/2022 14:26	0:01	AWE	0.00780	18.20000	Oversupply
8/14/2022 14:29	0:11	AWE	0.67118	21.00000	Oversupply
8/14/2022 14:50	0:02	SSA3	0.01423	0.44000	Oversupply
8/14/2022 14:50	0:02	SSA2	0.04523	1.63800	Oversupply
8/14/2022 14:52	0:02	SSA3	0.01423	0.48000	Oversupply
8/14/2022 14:52	0:02	SSA2	0.04560	0.68300	Oversupply
8/14/2022 14:54	0:02	SSA3	0.01447	0.42700	Oversupply
8/14/2022 14:54	0:02	SSA2	0.04560	0.02700	Oversupply
8/14/2022 15:02	0:02	SSA2	-0.00456	0.47700	Oversupply
8/14/2022 22:55	0:07	KWPPII	0.18890	9.76300	Oversupply
8/14/2022 23:05	0:09	KWPPII	0.18533	11.15814	Oversupply
8/14/2022 23:19	1:01	KWPPII	7.86513	17.25065	Oversupply
8/14/2022 23:58	0:01	AWE	0.00439	15.20000	Oversupply
8/18/2022 8:21	0:01	BS250	Data is not available	Data is not available	Oversupply
8/18/2022 8:21	0:02	SSA3	0.01408	0.09500	Oversupply
8/18/2022 8:35	0:02	SSA3	0.01385	0.87700	Oversupply
8/18/2022 8:35	0:02	SSA2	0.03148	0.13700	Oversupply
8/18/2022 8:37	0:02	SSA3	0.01385	0.88800	Oversupply
8/18/2022 8:37	0:02	SSA2	0.03174	0.13200	Oversupply
8/18/2022 8:39	0:02	SSA3	0.01396	0.90400	Oversupply
8/18/2022 8:43	0:02	SSA2	0.03122	0.12500	Oversupply
8/18/2022 9:05	0:02	SSA3	0.04213	0.20100	Oversupply
8/18/2022 9:06	0:02	BS250	Data is not available	Data is not available	Oversupply
8/18/2022 9:06	0:16	KWPPII	0.57294	5.30812	Oversupply
8/18/2022 9:06	0:02	SSA2	0.02893	0.00100	Oversupply
8/18/2022 9:07	0:02	SSA3	0.04144	-0.00400	Oversupply
8/18/2022 9:08	0:02	SSA2	0.02917	0.00700	Oversupply
8/18/2022 9:09	0:11	BS250	Data is not available	Data is not available	Oversupply
8/18/2022 9:09	0:12	SSA3	0.28195	-0.00300	Oversupply
8/18/2022 9:10	0:10	SSA2	0.19425	0.00200	Oversupply
8/18/2022 9:14	0:01	AWE	0.00941	18.50000	Oversupply
8/18/2022 9:20	0:02	SSA2	0.05336	0.00000	Oversupply
8/18/2022 9:21	0:01	BS250	Data is not available	Data is not available	Oversupply
8/18/2022 9:21	0:02	SSA3	0.05148	-0.00400	Oversupply
8/18/2022 9:22	0:02	SSA2	0.05336	0.05100	Oversupply
8/18/2022 9:23	0:02	SSA3	0.05190	-0.00300	Oversupply
8/18/2022 9:24	0:02	SSA2	0.05336	0.14400	Oversupply



Maui Curtailment Report

August 2022

Start Date and Time	Duration (minutes)	IPP Curtailed	Estimated Curtailed MWH	Peak MW Curtailed	Reasons for Curtailment
8/18/2022 10:16	0:02	SSA3	0.02503	0.31800	Oversupply
8/18/2022 10:18	0:02	BS250	Data is not available	Data is not available	Oversupply
8/18/2022 10:18	0:02	SSA2	0.05474	0.00600	Oversupply
8/18/2022 10:18	0:02	SSA3	0.02482	0.33700	Oversupply
8/18/2022 10:20	0:02	SSA3	0.02523	0.22900	Oversupply
8/18/2022 10:20	0:02	SSA2	0.05342	0.10500	Oversupply
8/18/2022 10:22	0:02	SSA3	0.02523	0.90900	Oversupply
8/18/2022 10:22	0:02	SSA2	0.05342	0.13000	Oversupply
8/18/2022 10:24	0:02	SSA2	0.05342	0.11200	Oversupply
8/18/2022 10:24	0:02	SSA3	0.02482	1.65600	Oversupply
8/18/2022 10:26	0:02	SSA3	0.02523	1.66500	Oversupply
8/18/2022 10:26	0:02	SSA2	0.05298	0.12700	Oversupply
8/18/2022 10:28	0:02	SSA2	0.05298	0.12700	Oversupply
8/18/2022 10:28	0:02	SSA3	0.01726	1.59700	Oversupply
8/18/2022 10:32	0:02	SSA2	0.06946	0.11300	Oversupply
8/18/2022 10:32	0:02	SSA3	0.03134	1.68300	Oversupply
8/18/2022 10:34	0:02	SSA2	0.06888	0.14300	Oversupply
8/18/2022 10:34	0:02	SSA3	0.03108	1.66300	Oversupply
8/18/2022 10:36	0:02	SSA2	0.06946	0.13200	Oversupply
8/18/2022 10:36	0:02	SSA3	0.03134	1.67400	Oversupply
8/18/2022 10:38	0:02	SSA2	0.06946	0.11800	Oversupply
8/18/2022 10:38	0:02	SSA3	0.03160	1.72100	Oversupply
8/18/2022 10:40	0:02	SSA2	0.06946	0.14300	Oversupply
8/18/2022 10:40	0:02	SSA3	0.03134	1.74500	Oversupply
8/18/2022 10:42	0:02	SSA2	0.06888	0.14600	Oversupply
8/18/2022 10:42	0:02	SSA3	0.03108	1.82600	Oversupply
8/18/2022 10:44	0:02	SSA3	0.06067	1.84200	Oversupply
8/18/2022 10:46	0:02	SSA3	0.02937	1.19200	Oversupply
8/18/2022 10:48	0:02	SSA3	0.02937	1.69000	Oversupply
8/18/2022 10:50	0:02	SSA3	0.02913	1.66300	Oversupply
8/18/2022 10:52	0:02	SSA3	0.02961	0.27600	Oversupply
8/18/2022 10:54	0:02	SSA3	0.02937	0.16700	Oversupply
8/18/2022 10:56	0:02	SSA2	0.07058	0.12800	Oversupply
8/18/2022 10:56	0:02	SSA3	0.02961	0.05700	Oversupply
8/18/2022 10:58	0:02	SSA2	0.07116	0.13300	Oversupply
8/18/2022 10:58	0:02	SSA3	0.02664	0.45900	Oversupply
8/18/2022 11:00	0:02	SSA2	0.07213	0.11300	Oversupply
8/18/2022 11:00	0:02	SSA3	0.03425	0.60000	Oversupply
8/18/2022 11:02	0:02	SSA2	0.07213	0.13800	Oversupply
8/18/2022 11:02	0:02	SSA3	0.03425	0.92400	Oversupply
8/18/2022 11:04	0:02	SSA2	0.07153	0.12100	Oversupply
8/18/2022 11:04	0:02	SSA3	0.03483	1.10600	Oversupply
8/18/2022 11:06	0:02	SSA2	0.07213	0.13700	Oversupply
8/18/2022 11:06	0:02	SSA3	0.03483	0.88500	Oversupply
8/18/2022 11:08	0:02	SSA2	0.07153	0.12500	Oversupply
8/18/2022 11:09	0:02	SSA3	0.03483	1.26300	Oversupply
8/18/2022 11:10	0:02	SSA2	0.07213	0.10900	Oversupply
8/18/2022 11:11	0:02	SSA3	0.03454	0.76200	Oversupply
8/18/2022 11:12	0:02	SSA2	0.07153	0.14900	Oversupply
8/18/2022 11:13	0:02	SSA3	0.03416	0.82000	Oversupply
8/18/2022 11:14	0:02	SSA2	0.07213	0.13500	Oversupply
8/18/2022 11:15	0:02	SSA3	0.04012	0.59200	Oversupply
8/18/2022 11:16	0:02	SSA2	0.09215	0.13900	Oversupply
8/18/2022 11:17	0:02	SSA3	0.04012	1.20300	Oversupply
8/18/2022 11:18	0:02	SSA2	0.09139	0.11400	Oversupply
8/18/2022 11:19	0:02	SSA3	0.04012	1.10100	Oversupply
8/18/2022 11:21	0:02	SSA3	0.03979	1.52400	Oversupply
8/18/2022 11:23	0:02	SSA3	0.04044	1.53500	Oversupply
8/18/2022 11:25	0:02	SSA3	0.03979	1.56000	Oversupply
8/18/2022 11:27	0:02	SSA3	0.03946	1.78100	Oversupply
8/18/2022 11:29	0:02	SSA3	0.03294	1.26300	Oversupply
8/18/2022 11:31	0:02	SSA3	0.03825	1.69400	Oversupply
8/18/2022 11:33	0:02	SSA3	0.03825	1.78400	Oversupply
8/18/2022 11:35	0:02	SSA3	0.03857	1.83400	Oversupply
8/18/2022 11:37	0:02	SSA3	0.03857	1.36800	Oversupply
8/18/2022 11:39	0:02	SSA3	0.03794	1.84700	Oversupply
8/18/2022 11:41	0:02	SSA3	0.03857	1.86400	Oversupply
8/18/2022 13:36	0:02	SSA3	0.04553	1.88200	Oversupply
8/18/2022 13:38	0:02	SSA3	0.04553	1.28000	Oversupply
8/18/2022 13:40	0:02	SSA3	0.04553	1.68400	Oversupply
8/18/2022 13:42	0:02	SSA3	0.04478	1.11800	Oversupply
8/18/2022 13:44	0:02	SSA3	0.06009	1.49300	Oversupply
8/18/2022 13:48	0:02	SSA3	0.06823	1.44100	Oversupply



Maui Curtailment Report

August 2022

Start Date and Time	Duration (minutes)	IPP Curtailed	Estimated Curtailed MWH	Peak MW Curtailed	Reasons for Curtailment
8/18/2022 13:50	0:02	SSA3	0.06767	1.44000	Oversupply
8/18/2022 13:52	0:02	SSA3	0.06879	1.45300	Oversupply
8/18/2022 13:54	0:02	SSA3	0.06823	0.60100	Oversupply
8/18/2022 13:56	0:02	SSA3	0.06823	0.10800	Oversupply
8/18/2022 13:57	0:02	SSA2	0.09167	0.03900	Oversupply
8/18/2022 13:58	0:02	SSA3	0.06823	0.21600	Oversupply
8/18/2022 13:59	0:02	SSA2	0.09243	0.11200	Oversupply
8/18/2022 14:00	0:02	SSA3	0.06823	0.52600	Oversupply
8/18/2022 14:01	0:02	SSA2	0.09243	0.13800	Oversupply
8/18/2022 14:02	0:02	SSA3	0.06823	0.62400	Oversupply
8/18/2022 14:03	0:02	SSA2	0.09167	0.12500	Oversupply
8/18/2022 14:04	0:02	SSA3	0.06767	0.64300	Oversupply
8/18/2022 14:05	0:02	SSA2	0.09319	0.12100	Oversupply
8/18/2022 14:06	0:02	SSA3	0.06823	1.08300	Oversupply
8/18/2022 14:07	0:02	SSA2	0.09243	0.12800	Oversupply
8/18/2022 14:08	0:02	SSA3	0.06767	1.12500	Oversupply
8/18/2022 14:09	0:02	SSA2	0.09167	0.13000	Oversupply
8/18/2022 14:10	0:02	SSA3	0.06879	1.37900	Oversupply
8/18/2022 14:11	0:02	SSA2	0.09167	0.14800	Oversupply
8/18/2022 14:12	0:02	SSA3	0.06879	0.62300	Oversupply
8/18/2022 14:13	0:02	SSA2	0.09243	0.12600	Oversupply
8/18/2022 14:14	0:02	SSA3	0.05454	0.84600	Oversupply
8/18/2022 14:15	0:02	SSA2	0.09243	0.12400	Oversupply
8/18/2022 14:16	0:02	SSA3	0.04593	0.96800	Oversupply
8/18/2022 14:17	0:02	SSA2	0.09243	0.11600	Oversupply
8/18/2022 14:18	0:02	SSA3	0.04630	1.61500	Oversupply
8/18/2022 14:20	0:02	SSA2	0.09167	0.10600	Oversupply
8/18/2022 14:20	0:02	SSA3	0.04593	1.43400	Oversupply
8/18/2022 14:22	0:02	SSA3	0.04593	0.76400	Oversupply
8/18/2022 14:25	0:02	SSA3	0.04593	0.99900	Oversupply
8/18/2022 14:29	0:02	SSA3	0.05890	1.68900	Oversupply
8/18/2022 14:31	0:02	SSA3	0.07046	1.30600	Oversupply
8/18/2022 14:33	0:02	SSA3	0.06875	1.21900	Oversupply
8/18/2022 14:35	0:02	SSA3	0.06932	1.00700	Oversupply
8/18/2022 14:37	0:02	SSA3	0.06819	0.86300	Oversupply
8/18/2022 14:38	0:02	BS250	Data is not available	Data is not available	Oversupply
8/18/2022 14:38	0:04	SSA2	0.18677	0.13000	Oversupply
8/18/2022 14:39	0:01	AWE	0.01339	17.70000	Oversupply
8/18/2022 14:39	0:03	KWPPII	0.02627	0.82032	Oversupply
8/18/2022 14:39	0:04	SSA3	0.13921	-0.00800	Oversupply
8/18/2022 14:41	0:01	AWE	0.00106	17.30000	Oversupply
8/18/2022 14:42	0:02	SSA2	0.09377	0.08000	Oversupply
8/18/2022 14:43	0:02	SSA3	0.07026	-0.00300	Oversupply
8/18/2022 14:44	0:01	AWE	0.00073	16.90000	Oversupply
8/18/2022 14:44	0:14	SSA2	0.65574	0.05000	Oversupply
8/18/2022 14:45	0:14	BS250	Data is not available	Data is not available	Oversupply
8/18/2022 14:45	0:14	SSA3	0.54325	0.34900	Oversupply
8/18/2022 14:46	0:13	AWE	0.45436	18.30000	Oversupply
8/18/2022 14:47	0:03	KWPPII	0.01688	0.63171	Oversupply
8/18/2022 14:58	0:02	SSA2	0.09329	-0.00100	Oversupply
8/18/2022 14:59	0:02	SSA3	0.04644	0.20600	Oversupply
8/18/2022 15:00	0:02	SSA2	0.06328	0.12900	Oversupply
8/19/2022 0:10	0:01	KWPPII	0.00086	0.05189	Oversupply
8/19/2022 0:35	0:01	KWPPII	0.00001	8.01458	Oversupply
8/19/2022 0:38	0:28	KWPPII	2.45392	14.20789	Oversupply
8/19/2022 1:07	0:08	KWPPII	0.12158	14.45638	Oversupply
8/19/2022 1:18	0:06	KWPPII	0.18371	16.17586	Oversupply
8/19/2022 1:32	0:26	KWPPII	1.10645	15.89344	Oversupply
8/19/2022 2:00	3:11	KWPPII	28.04704	19.24357	Oversupply
8/19/2022 3:30	0:16	AWE	0.32313	16.30000	Oversupply
8/19/2022 3:51	0:10	AWE	0.19971	17.00000	Oversupply
8/19/2022 4:10	0:04	AWE	0.03688	18.20000	Oversupply
8/19/2022 5:14	0:01	KWPPII	0.00535	17.55703	Oversupply
8/19/2022 5:17	0:58	KWPPII	6.88259	18.41527	Oversupply
8/19/2022 5:49	0:23	BS250	Data is not available	Data is not available	Oversupply
8/19/2022 6:16	0:14	BS250	Data is not available	Data is not available	Oversupply
8/19/2022 6:19	0:13	KWPPII	0.64084	18.72663	Oversupply
8/19/2022 6:33	0:06	SSA2	0.00420	0.01100	Oversupply
8/19/2022 6:34	0:04	SSA3	0.00202	0.02700	Oversupply
8/19/2022 6:35	0:01	BS250	Data is not available	Data is not available	Oversupply
8/19/2022 6:37	0:01	BS250	Data is not available	Data is not available	Oversupply
8/19/2022 6:37	0:01	KWPPII	0.01128	14.24382	Oversupply
8/19/2022 6:49	0:02	SSA2	0.00206	0.01700	Oversupply



Maui Curtailment Report

August 2022

Start Date and Time	Duration (minutes)	IPP Curtailed	Estimated Curtailed MWH	Peak MW Curtailed	Reasons for Curtailment
8/19/2022 6:50	0:01	BS250	Data is not available	Data is not available	Oversupply
8/19/2022 6:50	0:06	SSA3	0.00985	0.06500	Oversupply
8/19/2022 6:51	0:01	KWP11	0.00720	14.64899	Oversupply
8/19/2022 6:53	0:15	BS250	Data is not available	Data is not available	Oversupply
8/19/2022 6:53	0:02	SSA2	0.00208	0.00000	Oversupply
8/19/2022 6:55	0:14	SSA2	0.01780	0.00400	Oversupply
8/19/2022 6:56	0:14	KWP11	0.57542	16.37645	Oversupply
8/19/2022 6:56	0:14	SSA3	0.03449	0.02600	Oversupply
8/19/2022 7:14	0:02	BS250	Data is not available	Data is not available	Oversupply
8/19/2022 7:14	0:08	SSA3	0.03555	0.00100	Oversupply
8/19/2022 7:16	0:08	SSA2	0.02695	0.00000	Oversupply
8/19/2022 7:17	0:05	BS250	Data is not available	Data is not available	Oversupply
8/19/2022 7:17	0:06	KWP11	0.13586	13.98934	Oversupply
8/19/2022 7:22	0:02	SSA3	0.01104	0.11900	Oversupply
8/19/2022 7:34	0:02	SSA3	0.01451	0.01000	Oversupply
8/19/2022 7:36	0:01	KWP11	0.00557	10.88669	Oversupply
8/19/2022 7:36	0:02	SSA3	0.01451	0.41800	Oversupply
8/19/2022 7:37	0:02	BS250	Data is not available	Data is not available	Oversupply
8/19/2022 7:38	0:02	SSA2	0.00669	0.07800	Oversupply
8/19/2022 7:38	0:02	SSA3	0.01463	0.00200	Oversupply
8/19/2022 7:39	0:01	KWP11	0.01028	13.05425	Oversupply
8/19/2022 7:42	0:05	BS250	Data is not available	Data is not available	Oversupply
8/19/2022 7:42	0:06	SSA2	0.03271	0.10700	Oversupply
8/19/2022 7:43	0:06	SSA3	0.06914	-0.00300	Oversupply
8/19/2022 7:44	0:04	KWP11	0.13919	15.48427	Oversupply
8/19/2022 7:49	0:02	SSA3	0.02746	-0.00300	Oversupply
8/19/2022 7:50	0:02	SSA2	0.01818	0.11600	Oversupply
8/19/2022 7:51	0:06	BS250	Data is not available	Data is not available	Oversupply
8/19/2022 7:51	0:02	SSA3	0.02701	-0.00300	Oversupply
8/19/2022 7:52	0:20	SSA2	0.20890	0.08300	Oversupply
8/19/2022 7:53	0:16	KWP11	0.46186	18.37835	Oversupply
8/19/2022 7:53	0:20	SSA3	0.27520	0.00200	Oversupply
8/19/2022 7:58	0:13	BS250	Data is not available	Data is not available	Oversupply
8/19/2022 8:10	0:03	KWP11	0.05044	16.35848	Oversupply
8/19/2022 8:12	0:02	SSA2	0.02292	0.03800	Oversupply
8/19/2022 8:13	0:02	SSA3	0.02448	0.35000	Oversupply
8/19/2022 8:15	0:02	SSA3	0.01183	0.70900	Oversupply
8/19/2022 8:35	0:02	SSA3	0.01641	0.86800	Oversupply
8/19/2022 8:43	0:06	SSA3	0.10770	0.62000	Oversupply
8/19/2022 8:44	0:02	SSA2	0.03586	0.13900	Oversupply
8/19/2022 8:46	0:02	SSA2	0.01624	0.09500	Oversupply
8/19/2022 8:47	0:01	BS250	Data is not available	Data is not available	Oversupply
8/19/2022 8:48	0:02	SSA2	0.01624	0.04700	Oversupply
8/19/2022 8:49	0:04	BS250	Data is not available	Data is not available	Oversupply
8/19/2022 8:49	0:02	SSA3	0.04218	0.88300	Oversupply
8/19/2022 8:50	0:04	SSA2	0.03235	0.00100	Oversupply
8/19/2022 8:51	0:28	KWP11	2.11438	13.09018	Oversupply
8/19/2022 8:51	0:04	SSA3	0.08436	-0.00500	Oversupply
8/19/2022 8:54	0:24	BS250	Data is not available	Data is not available	Oversupply
8/19/2022 8:54	0:24	SSA2	0.45352	-0.00300	Oversupply
8/19/2022 8:55	0:22	SSA3	0.52381	-0.00300	Oversupply
8/19/2022 9:18	0:02	SSA3	0.03056	0.12700	Oversupply
8/19/2022 9:18	0:02	SSA2	0.03048	0.04100	Oversupply
8/19/2022 9:20	0:02	SSA3	0.03006	0.77100	Oversupply
8/19/2022 9:20	0:02	SSA2	0.03048	0.14500	Oversupply
8/19/2022 9:22	0:02	SSA3	0.03056	1.17700	Oversupply
8/19/2022 9:30	0:02	SSA2	0.02151	0.09800	Oversupply
8/19/2022 9:36	0:02	SSA3	0.02448	1.28600	Oversupply
8/19/2022 9:40	0:02	SSA3	0.02448	1.30200	Oversupply
8/19/2022 9:42	0:02	SSA3	0.02468	1.31700	Oversupply
8/19/2022 9:44	0:02	SSA3	0.02068	1.03900	Oversupply
8/19/2022 9:46	0:02	SSA3	0.02684	1.09600	Oversupply
8/19/2022 9:48	0:02	SSA3	0.02706	1.35200	Oversupply
8/19/2022 9:50	0:02	SSA3	0.02728	1.36600	Oversupply
8/19/2022 9:52	0:02	SSA3	0.02684	1.39400	Oversupply
8/19/2022 9:54	0:02	SSA3	0.02728	1.40900	Oversupply
8/19/2022 9:56	0:02	SSA3	0.02728	1.46900	Oversupply
8/19/2022 9:58	0:02	SSA3	0.03447	1.52900	Oversupply
8/19/2022 10:00	0:02	SSA3	0.06289	1.25600	Oversupply
8/19/2022 10:02	0:02	SSA3	0.06341	0.81400	Oversupply
8/19/2022 10:04	0:02	SSA3	0.06341	1.52700	Oversupply
8/19/2022 10:06	0:02	BS250	Data is not available	Data is not available	Oversupply
8/19/2022 10:06	0:02	SSA3	0.06289	0.32000	Oversupply



Maui Curtailment Report

August 2022

Start Date and Time	Duration (minutes)	IPP Curtailed	Estimated Curtailed MWH	Peak MW Curtailed	Reasons for Curtailment
8/19/2022 10:07	0:02	KWPII	0.00955	6.92581	Oversupply
8/19/2022 10:07	0:02	SSA2	0.03849	0.00200	Oversupply
8/19/2022 10:08	0:02	SSA3	0.06394	-0.00500	Oversupply
8/19/2022 10:09	0:02	SSA2	0.03881	-0.00300	Oversupply
8/19/2022 10:10	0:02	SSA3	0.06394	-0.00500	Oversupply
8/19/2022 10:11	0:02	SSA2	0.03881	-0.00300	Oversupply
8/19/2022 10:12	0:02	SSA3	0.06341	-0.00400	Oversupply
8/19/2022 10:13	0:29	BS250	Data is not available	Data is not available	Oversupply
8/19/2022 10:13	0:02	SSA2	0.03863	0.02700	Oversupply
8/19/2022 10:14	0:30	KWPII	2.53440	12.57523	Oversupply
8/19/2022 10:14	0:28	SSA3	1.09807	0.52200	Oversupply
8/19/2022 10:15	0:28	SSA2	0.99976	0.00400	Oversupply
8/19/2022 10:42	0:02	SSA3	0.08294	-0.00500	Oversupply
8/19/2022 10:43	0:02	SSA2	0.08431	0.06300	Oversupply
8/19/2022 10:44	0:02	SSA3	0.05475	-0.00300	Oversupply
8/19/2022 10:45	0:02	SSA2	0.09243	0.12700	Oversupply
8/19/2022 10:46	0:04	SSA3	0.05500	0.20600	Oversupply
8/19/2022 10:47	0:02	SSA2	0.09167	0.11300	Oversupply
8/19/2022 10:49	0:02	SSA2	0.09243	0.13900	Oversupply
8/19/2022 10:54	0:02	SSA3	0.02727	0.42300	Oversupply
8/19/2022 10:55	0:02	SSA2	0.09243	0.12400	Oversupply
8/19/2022 14:28	0:02	SSA3	0.02232	1.44900	Oversupply
8/19/2022 14:31	0:02	SSA3	0.02982	1.51200	Oversupply
8/19/2022 14:33	0:02	SSA3	0.02982	1.53600	Oversupply
8/19/2022 14:35	0:02	SSA3	0.03031	1.20300	Oversupply
8/19/2022 14:37	0:02	SSA3	0.03031	1.63000	Oversupply
8/19/2022 22:22	0:02	KWPII	0.00409	20.43513	Oversupply
8/20/2022 1:37	1:02	KWPII	4.46286	20.86226	Oversupply
8/20/2022 2:49	0:01	KWPII	0.00055	20.71855	Oversupply
8/20/2022 3:00	0:03	KWPII	0.01857	20.31637	Oversupply
8/20/2022 3:04	0:03	KWPII	0.02417	20.38224	Oversupply
8/20/2022 3:09	0:01	KWPII	0.00090	18.97712	Oversupply
8/20/2022 3:12	0:01	KWPII	0.00899	18.86535	Oversupply
8/20/2022 3:14	0:01	KWPII	0.00153	18.65777	Oversupply
8/20/2022 3:20	0:01	KWPII	0.00015	19.83237	Oversupply
8/20/2022 3:47	0:02	KWPII	0.00351	20.82733	Oversupply
8/20/2022 5:00	0:07	KWPII	0.15831	19.91619	Oversupply
8/20/2022 5:08	0:01	KWPII	0.00870	20.09183	Oversupply
8/20/2022 5:53	0:02	BS250	Data is not available	Data is not available	Oversupply
8/20/2022 5:56	0:01	KWPII	0.00253	18.03804	Oversupply
8/20/2022 6:51	7:06	BS250	Data is not available	Data is not available	Oversupply
8/20/2022 6:52	6:59	KWPII	91.99296	20.99698	Oversupply
8/20/2022 6:52	6:58	SSA3	13.31134	0.09200	Oversupply
8/20/2022 6:52	6:54	SSA2	12.31913	0.02500	Oversupply
8/20/2022 10:26	0:04	AWE	0.06245	20.60000	Oversupply
8/20/2022 10:31	0:02	AWE	0.01537	20.70000	Oversupply
8/20/2022 10:36	0:03	AWE	0.00949	20.50000	Oversupply
8/20/2022 10:59	0:05	AWE	0.07298	20.70000	Oversupply
8/20/2022 11:05	0:02	AWE	0.00674	20.30000	Oversupply
8/20/2022 11:09	0:04	AWE	0.04922	20.70000	Oversupply
8/20/2022 11:14	0:01	AWE	0.01288	20.50000	Oversupply
8/20/2022 11:19	0:26	AWE	1.39023	20.70000	Oversupply
8/20/2022 11:46	0:26	AWE	0.95814	20.60000	Oversupply
8/20/2022 12:13	0:04	AWE	0.08129	20.50000	Oversupply
8/20/2022 12:21	0:07	AWE	0.21324	20.50000	Oversupply
8/20/2022 12:29	0:02	AWE	0.03360	20.30000	Oversupply
8/20/2022 12:36	0:01	AWE	0.00022	20.50000	Oversupply
8/20/2022 12:38	0:34	AWE	1.25496	20.60000	Oversupply
8/20/2022 13:47	0:12	SSA2	0.56914	0.05700	Oversupply
8/20/2022 13:50	0:02	SSA3	0.07613	0.02300	Oversupply
8/20/2022 13:52	0:06	KWPII	0.22430	17.84344	Oversupply
8/20/2022 13:52	0:06	SSA3	0.22965	-0.00500	Oversupply
8/20/2022 13:58	0:02	SSA3	0.07310	0.58200	Oversupply
8/20/2022 13:59	0:02	SSA2	0.09430	0.13800	Oversupply
8/20/2022 14:00	0:04	BS250	Data is not available	Data is not available	Oversupply
8/20/2022 14:00	0:02	SSA3	0.02437	0.06900	Oversupply
8/20/2022 14:01	0:04	SSA2	0.18678	0.04200	Oversupply
8/20/2022 14:02	0:03	KWPII	0.06291	18.38334	Oversupply
8/20/2022 14:02	0:02	SSA3	0.02457	0.00000	Oversupply
8/20/2022 14:04	0:02	SSA3	0.02437	0.09600	Oversupply
8/20/2022 14:05	0:02	SSA2	0.09300	0.11500	Oversupply
8/20/2022 14:06	0:02	SSA3	0.02437	0.32100	Oversupply
8/20/2022 14:07	0:02	SSA2	0.09377	0.13300	Oversupply



Maui Curtailment Report

August 2022

Start Date and Time	Duration (minutes)	IPP Curtailed	Estimated Curtailed MWH	Peak MW Curtailed	Reasons for Curtailment
8/20/2022 14:08	0:02	SSA3	0.02457	0.01100	Oversupply
8/20/2022 14:09	0:02	SSA2	0.09377	-0.00200	Oversupply
8/20/2022 14:10	0:02	SSA3	0.02437	0.62600	Oversupply
8/20/2022 14:11	0:02	SSA2	0.09377	0.12500	Oversupply
8/20/2022 14:12	0:02	SSA3	0.02417	0.86600	Oversupply
8/20/2022 14:17	0:02	SSA2	0.09243	0.12200	Oversupply
8/20/2022 14:18	0:02	SSA3	0.01940	0.99900	Oversupply
8/20/2022 14:19	0:02	SSA2	0.09167	0.12700	Oversupply
8/20/2022 14:21	0:02	SSA2	0.09243	0.12100	Oversupply
8/20/2022 14:38	0:02	SSA3	0.00922	0.39100	Oversupply
8/20/2022 14:40	0:02	SSA3	0.00930	0.25800	Oversupply
8/20/2022 14:41	0:02	BS250	Data is not available	Data is not available	Oversupply
8/20/2022 14:42	0:02	SSA3	0.00930	-0.00100	Oversupply
8/20/2022 14:43	0:01	KWPII	0.00128	19.59286	Oversupply
8/20/2022 14:43	0:02	SSA2	0.09347	0.00100	Oversupply
8/20/2022 14:48	0:02	SSA3	0.01773	0.47800	Oversupply
8/20/2022 14:49	0:02	SSA2	0.09153	0.11300	Oversupply
8/20/2022 14:57	0:02	SSA3	0.01773	0.57500	Oversupply
8/20/2022 14:57	0:02	SSA2	0.09078	0.14400	Oversupply
8/20/2022 14:59	0:02	SSA3	0.02150	0.46900	Oversupply
8/20/2022 14:59	0:02	SSA2	0.09153	0.12400	Oversupply
8/20/2022 15:03	0:02	SSA3	0.00921	0.52600	Oversupply
8/20/2022 15:03	0:02	SSA2	0.08715	0.12600	Oversupply
8/20/2022 15:05	0:02	SSA3	0.00936	0.18200	Oversupply
8/20/2022 15:05	0:02	SSA2	0.08643	0.08700	Oversupply
8/20/2022 15:07	0:02	SSA3	0.00921	0.21800	Oversupply
8/20/2022 15:09	0:02	SSA3	0.00928	0.29600	Oversupply
8/20/2022 15:19	0:02	SSA3	0.01267	0.62000	Oversupply
8/20/2022 15:21	0:02	SSA3	0.01267	0.54300	Oversupply
8/20/2022 15:23	0:02	SSA3	0.01267	1.22000	Oversupply
8/20/2022 15:25	0:02	SSA3	0.01278	0.85500	Oversupply
8/20/2022 15:27	0:02	SSA3	0.01267	0.53900	Oversupply
8/20/2022 15:31	0:02	SSA3	0.01201	0.48500	Oversupply
8/20/2022 15:35	0:02	SSA3	0.01201	0.72900	Oversupply
8/20/2022 15:37	0:02	SSA3	0.01241	0.73400	Oversupply
8/20/2022 15:43	0:02	SSA3	0.01674	0.99400	Oversupply
8/20/2022 15:49	0:02	SSA3	0.01859	0.34100	Oversupply
8/20/2022 15:55	0:07	BS250	Data is not available	Data is not available	Oversupply
8/20/2022 15:55	0:02	SSA3	0.01859	0.66600	Oversupply
8/20/2022 15:55	0:02	SSA2	0.06937	0.07900	Oversupply
8/20/2022 15:57	0:06	KWPII	0.19010	21.01794	Oversupply
8/20/2022 15:57	0:06	SSA3	0.05823	-0.00300	Oversupply
8/20/2022 15:57	0:06	SSA2	0.20420	-0.00100	Oversupply
8/20/2022 16:03	0:02	SSA3	0.02639	0.16900	Oversupply
8/20/2022 16:03	0:02	SSA2	0.06430	0.03600	Oversupply
8/20/2022 16:05	0:02	SSA3	0.02661	-0.00100	Oversupply
8/20/2022 16:05	0:02	SSA2	0.06377	0.00400	Oversupply
8/20/2022 16:06	0:01	KWPII	0.00697	20.29841	Oversupply
8/20/2022 16:07	0:02	SSA3	0.02661	0.85400	Oversupply
8/20/2022 16:07	0:02	SSA2	0.06430	0.12700	Oversupply
8/20/2022 16:09	0:02	SSA3	0.02639	0.61700	Oversupply
8/20/2022 16:09	0:02	SSA2	0.06377	0.13000	Oversupply
8/20/2022 16:11	0:02	SSA3	0.02661	0.83400	Oversupply
8/20/2022 16:11	0:02	SSA2	0.06430	0.11400	Oversupply
8/21/2022 0:46	0:02	KWPII	0.00325	20.76246	Oversupply
8/21/2022 0:51	0:08	KWPII	0.06705	20.78541	Oversupply
8/21/2022 2:23	0:03	KWPII	0.00382	20.72554	Oversupply
8/21/2022 2:28	0:02	KWPII	0.01474	20.72454	Oversupply
8/21/2022 2:31	1:44	KWPII	8.69247	20.73552	Oversupply
8/21/2022 6:30	0:03	BS250	Data is not available	Data is not available	Oversupply
8/21/2022 6:31	0:01	KWPII	0.00543	20.93111	Oversupply
8/21/2022 6:31	0:16	SSA3	0.01964	0.02400	Oversupply
8/21/2022 6:33	0:01	KWPII	0.00441	20.91814	Oversupply
8/21/2022 6:36	0:08	BS250	Data is not available	Data is not available	Oversupply
8/21/2022 6:36	0:01	KWPII	0.00323	20.88321	Oversupply
8/21/2022 6:37	0:08	SSA2	0.00570	0.01500	Oversupply
8/21/2022 6:38	0:04	KWPII	0.05031	20.87822	Oversupply
8/21/2022 6:43	0:03	KWPII	0.02955	20.86226	Oversupply
8/21/2022 6:59	0:02	SSA3	0.00698	0.13700	Oversupply
8/21/2022 7:00	8:17	BS250	Data is not available	Data is not available	Oversupply
8/21/2022 7:01	0:07	KWPII	0.05795	20.83731	Oversupply
8/21/2022 7:01	8:23	SSA2	15.76861	-0.00100	Oversupply
8/21/2022 7:01	8:21	SSA3	17.41925	-0.00200	Oversupply



Maui Curtailment Report

August 2022

Start Date and Time	Duration (minutes)	IPP Curtailed	Estimated Curtailed MWH	Peak MW Curtailed	Reasons for Curtailment
8/21/2022 7:09	8:11	KWP	127.10144	20.85527	Oversupply
8/21/2022 7:43	0:11	AWE	0.33424	21.00000	Oversupply
8/21/2022 9:02	4:37	AWE	49.49544	21.00000	Oversupply
8/21/2022 9:38	0:01	5A	Data is not available	Data is not available	Oversupply
8/21/2022 9:38	0:01	MS	Data is not available	Data is not available	Oversupply
8/21/2022 9:43	0:01	5A	Data is not available	Data is not available	Oversupply
8/21/2022 9:43	0:01	MS	Data is not available	Data is not available	Oversupply
8/21/2022 9:45	0:02	5A	Data is not available	Data is not available	Oversupply
8/21/2022 9:45	0:02	MS	Data is not available	Data is not available	Oversupply
8/21/2022 9:48	0:03	5A	Data is not available	Data is not available	Oversupply
8/21/2022 9:48	0:03	MS	Data is not available	Data is not available	Oversupply
8/21/2022 9:51	0:01	KWP	0.00267	22.96000	Oversupply
8/21/2022 9:52	0:08	5A	Data is not available	Data is not available	Oversupply
8/21/2022 9:52	0:08	MS	Data is not available	Data is not available	Oversupply
8/21/2022 9:55	0:02	KWP	0.00533	22.96000	Oversupply
8/21/2022 10:01	0:01	5A	Data is not available	Data is not available	Oversupply
8/21/2022 10:01	0:01	MS	Data is not available	Data is not available	Oversupply
8/21/2022 10:03	0:04	5A	Data is not available	Data is not available	Oversupply
8/21/2022 10:03	0:04	MS	Data is not available	Data is not available	Oversupply
8/21/2022 10:08	0:03	5A	Data is not available	Data is not available	Oversupply
8/21/2022 10:08	0:03	MS	Data is not available	Data is not available	Oversupply
8/21/2022 10:12	0:02	5A	Data is not available	Data is not available	Oversupply
8/21/2022 10:12	0:02	MS	Data is not available	Data is not available	Oversupply
8/21/2022 10:15	0:04	5A	Data is not available	Data is not available	Oversupply
8/21/2022 10:15	0:04	MS	Data is not available	Data is not available	Oversupply
8/21/2022 10:20	0:01	5A	Data is not available	Data is not available	Oversupply
8/21/2022 10:20	0:01	MS	Data is not available	Data is not available	Oversupply
8/21/2022 10:22	0:02	5A	Data is not available	Data is not available	Oversupply
8/21/2022 10:22	0:02	MS	Data is not available	Data is not available	Oversupply
8/21/2022 10:24	0:01	KWP	0.00800	21.36000	Oversupply
8/21/2022 10:26	0:01	5A	Data is not available	Data is not available	Oversupply
8/21/2022 10:26	0:01	MS	Data is not available	Data is not available	Oversupply
8/21/2022 13:40	0:05	AWE	0.31721	20.40000	Oversupply
8/21/2022 13:47	0:02	AWE	0.03783	17.40000	Oversupply
8/21/2022 13:59	0:02	AWE	0.02896	19.10000	Oversupply
8/21/2022 14:11	0:03	AWE	0.10666	21.00000	Oversupply
8/21/2022 15:18	0:03	BS250	Data is not available	Data is not available	Oversupply
8/21/2022 15:21	0:02	KWP	0.02177	20.64271	Oversupply
8/21/2022 15:22	0:02	SSA3	0.04149	0.05800	Oversupply
8/21/2022 15:24	0:02	SSA2	0.08615	0.10300	Oversupply
8/21/2022 15:36	0:02	SSA2	0.07547	0.13200	Oversupply
8/21/2022 15:36	0:02	SSA3	0.02428	1.28400	Oversupply
8/21/2022 15:38	0:02	SSA2	0.07547	0.13600	Oversupply
8/21/2022 15:38	0:02	SSA3	0.02467	1.31900	Oversupply
8/21/2022 15:40	0:02	SSA2	0.07485	0.13200	Oversupply
8/21/2022 15:40	0:02	SSA3	0.02388	1.21600	Oversupply
8/21/2022 15:42	0:02	SSA2	0.07547	0.13100	Oversupply
8/21/2022 15:42	0:02	SSA3	0.02431	1.25400	Oversupply
8/21/2022 15:44	0:02	SSA2	0.07635	0.13700	Oversupply
8/21/2022 15:45	0:02	SSA3	0.02025	1.23300	Oversupply
8/21/2022 15:55	0:02	SSA3	0.02008	1.14000	Oversupply
8/21/2022 15:57	0:02	SSA3	0.01992	1.13100	Oversupply
8/21/2022 22:27	0:02	KWP	0.00479	20.71955	Oversupply
8/22/2022 1:49	0:03	KWP	0.01985	20.50100	Oversupply
8/22/2022 8:18	0:02	SSA3	0.01274	0.78600	Oversupply
8/22/2022 8:24	0:43	BS250	Data is not available	Data is not available	Oversupply
8/22/2022 8:30	0:02	SSA3	0.04413	0.89100	Oversupply
8/22/2022 8:32	0:42	SSA3	1.03577	-0.00400	Oversupply
8/22/2022 8:32	0:42	SSA2	0.49309	0.00000	Oversupply
8/22/2022 8:33	0:42	KWP	8.04650	20.89219	Oversupply
8/22/2022 8:51	0:07	AWE	0.16934	19.90000	Oversupply
8/22/2022 9:15	0:02	SSA2	0.02274	0.05600	Oversupply
8/22/2022 9:15	0:02	SSA3	0.01505	0.64100	Oversupply
8/22/2022 10:03	0:02	SSA3	0.03607	1.20600	Oversupply
8/22/2022 10:05	0:02	SSA3	0.03607	0.69300	Oversupply
8/22/2022 10:07	0:02	SSA2	0.03236	0.14700	Oversupply
8/22/2022 10:07	0:02	SSA3	0.03607	1.44200	Oversupply
8/22/2022 10:09	0:01	BS250	Data is not available	Data is not available	Oversupply
8/22/2022 10:13	0:01	BS250	Data is not available	Data is not available	Oversupply
8/22/2022 10:15	0:01	BS250	Data is not available	Data is not available	Oversupply
8/22/2022 10:15	0:02	SSA2	0.05827	0.14600	Oversupply
8/22/2022 10:15	0:02	SSA3	0.06918	1.17700	Oversupply
8/22/2022 10:17	0:02	SSA2	0.05779	-0.00100	Oversupply



Maui Curtailment Report

August 2022

Start Date and Time	Duration (minutes)	IPP Curtailed	Estimated Curtailed MWH	Peak MW Curtailed	Reasons for Curtailment
8/22/2022 10:17	0:02	SSA3	0.06861	0.37200	Oversupply
8/22/2022 10:19	0:02	SSA2	0.05827	0.13000	Oversupply
8/22/2022 10:19	0:02	SSA3	0.06861	1.08800	Oversupply
8/22/2022 10:20	0:01	BS250	Data is not available	Data is not available	Oversupply
8/22/2022 10:21	0:02	SSA2	0.05779	0.00000	Oversupply
8/22/2022 10:21	0:02	SSA3	0.06976	0.04800	Oversupply
8/22/2022 10:22	0:01	KWPPI	0.00443	17.68476	Oversupply
8/22/2022 10:23	0:02	SSA2	0.05875	0.01400	Oversupply
8/22/2022 10:23	0:02	SSA3	0.06918	0.37600	Oversupply
8/22/2022 10:25	0:02	SSA2	0.05779	0.12900	Oversupply
8/22/2022 10:25	0:02	SSA3	0.06918	0.67600	Oversupply
8/22/2022 10:27	0:02	SSA2	0.05827	0.09000	Oversupply
8/22/2022 10:27	0:02	SSA3	0.06918	0.18500	Oversupply
8/22/2022 10:28	0:01	KWPPI	0.00039	18.17975	Oversupply
8/22/2022 10:29	0:02	SSA2	0.05716	0.09300	Oversupply
8/22/2022 10:29	0:02	SSA3	0.05068	0.62400	Oversupply
8/22/2022 10:31	0:02	SSA2	0.05835	0.12300	Oversupply
8/22/2022 10:31	0:02	SSA3	0.02307	1.28800	Oversupply
8/22/2022 10:41	0:04	BS250	Data is not available	Data is not available	Oversupply
8/22/2022 10:47	0:02	SSA2	0.05402	0.13100	Oversupply
8/22/2022 10:48	0:02	SSA3	0.02369	0.75300	Oversupply
8/22/2022 10:49	0:05	KWPPI	0.08843	18.03804	Oversupply
8/22/2022 10:49	0:04	SSA2	0.10893	-0.00200	Oversupply
8/22/2022 10:50	0:04	SSA3	0.04699	0.01100	Oversupply
8/22/2022 10:53	0:02	SSA2	0.05402	0.08000	Oversupply
8/22/2022 10:54	0:02	SSA3	0.02330	0.22600	Oversupply
8/22/2022 10:59	0:11	BS250	Data is not available	Data is not available	Oversupply
8/22/2022 11:01	0:02	SSA2	0.09512	0.12400	Oversupply
8/22/2022 11:02	0:02	SSA3	0.03785	0.98300	Oversupply
8/22/2022 11:03	0:02	SSA2	0.09512	0.13100	Oversupply
8/22/2022 11:04	0:02	SSA3	0.03879	0.28700	Oversupply
8/22/2022 11:05	0:02	SSA2	0.09512	0.00400	Oversupply
8/22/2022 11:06	0:02	SSA3	0.03785	0.21600	Oversupply
8/22/2022 11:07	0:16	SSA2	0.60616	0.00000	Oversupply
8/22/2022 11:08	0:11	KWPPI	0.44603	17.48018	Oversupply
8/22/2022 11:08	0:10	SSA3	0.19446	-0.00100	Oversupply
8/22/2022 11:11	0:05	BS250	Data is not available	Data is not available	Oversupply
8/22/2022 11:18	0:08	BS250	Data is not available	Data is not available	Oversupply
8/22/2022 11:18	0:02	SSA3	0.03865	0.31800	Oversupply
8/22/2022 11:20	0:04	KWPPI	0.12193	15.78965	Oversupply
8/22/2022 11:20	0:04	SSA3	0.07826	0.00600	Oversupply
8/22/2022 11:23	0:02	SSA2	0.05669	-0.00100	Oversupply
8/22/2022 11:24	0:02	SSA3	0.03897	0.20300	Oversupply
8/22/2022 11:26	0:08	SSA2	0.17492	0.00200	Oversupply
8/22/2022 11:26	0:08	SSA3	0.24496	0.01000	Oversupply
8/22/2022 11:27	0:07	KWPPI	0.15123	17.36342	Oversupply
8/22/2022 11:29	0:30	BS250	Data is not available	Data is not available	Oversupply
8/22/2022 11:34	0:02	SSA2	0.03088	-0.00200	Oversupply
8/22/2022 11:34	0:02	SSA3	0.08407	0.53100	Oversupply
8/22/2022 11:36	0:02	SSA2	0.03062	0.13300	Oversupply
8/22/2022 11:36	0:32	SSA3	1.09771	0.48100	Oversupply
8/22/2022 11:38	0:29	KWPPI	2.50368	19.71660	Oversupply
8/22/2022 11:38	0:30	SSA2	0.81644	0.00100	Oversupply
8/22/2022 12:03	0:01	BS250	Data is not available	Data is not available	Oversupply
8/22/2022 12:08	0:02	SSA2	0.09433	0.09700	Oversupply
8/22/2022 12:09	0:02	SSA3	0.02626	0.13900	Oversupply
8/22/2022 12:10	0:02	SSA2	0.09591	0.00700	Oversupply
8/22/2022 12:11	0:01	KWPPI	0.01143	19.17172	Oversupply
8/22/2022 12:11	0:02	SSA3	0.02583	0.00200	Oversupply
8/22/2022 12:12	0:02	SSA2	0.09512	0.10800	Oversupply
8/22/2022 12:19	0:02	SSA3	0.00662	0.50000	Oversupply
8/22/2022 13:15	0:11	BS250	Data is not available	Data is not available	Oversupply
8/22/2022 13:19	0:02	SSA3	0.03352	0.74400	Oversupply
8/22/2022 13:21	0:02	SSA3	0.03408	0.91100	Oversupply
8/22/2022 13:23	0:10	SSA3	0.14673	-0.00600	Oversupply
8/22/2022 13:24	0:07	KWPPI	0.23208	18.85038	Oversupply
8/22/2022 13:24	0:12	SSA2	0.40825	0.00300	Oversupply
8/22/2022 13:32	0:03	KWPPI	0.04419	18.57694	Oversupply
8/22/2022 13:34	0:02	SSA3	0.02283	0.08700	Oversupply
8/22/2022 13:56	0:02	SSA3	0.01003	0.64500	Oversupply
8/22/2022 13:56	0:02	SSA2	0.07525	0.13300	Oversupply
8/22/2022 14:02	0:01	BS250	Data is not available	Data is not available	Oversupply
8/22/2022 14:02	0:02	SSA3	0.01818	0.59100	Oversupply



Maui Curtailment Report

August 2022

Start Date and Time	Duration (minutes)	IPP Curtailed	Estimated Curtailed MWH	Peak MW Curtailed	Reasons for Curtailment
8/22/2022 14:04	0:02	SSA3	0.01848	0.13300	Oversupply
8/22/2022 14:06	0:02	SSA3	0.01803	0.32200	Oversupply
8/22/2022 14:07	0:02	SSA2	0.09243	0.12000	Oversupply
8/22/2022 14:08	0:02	SSA3	0.01788	0.47700	Oversupply
8/22/2022 14:09	0:05	BS250	Data is not available	Data is not available	Oversupply
8/22/2022 14:09	0:02	SSA2	0.09167	0.12400	Oversupply
8/22/2022 14:10	0:02	SSA3	0.01803	0.00800	Oversupply
8/22/2022 14:11	0:01	KWPPI	0.00028	17.65283	Oversupply
8/22/2022 14:11	0:02	SSA2	0.09243	0.00100	Oversupply
8/22/2022 14:12	0:02	SSA3	0.01788	0.32100	Oversupply
8/22/2022 14:13	0:02	SSA2	0.09249	0.13200	Oversupply
8/22/2022 14:14	0:02	SSA3	0.01598	0.38800	Oversupply
8/22/2022 14:15	0:02	SSA2	0.09300	0.12500	Oversupply
8/22/2022 14:16	0:02	SSA3	0.02514	0.34800	Oversupply
8/22/2022 14:17	0:04	SSA2	0.18755	0.14500	Oversupply
8/22/2022 14:18	0:04	SSA3	0.05006	0.00000	Oversupply
8/22/2022 14:19	0:04	KWPPI	0.07046	17.18479	Oversupply
8/22/2022 14:21	0:02	SSA2	0.09300	-0.00100	Oversupply
8/22/2022 14:22	0:02	SSA3	0.02514	0.46200	Oversupply
8/22/2022 14:23	0:02	SSA2	0.09377	0.13600	Oversupply
8/22/2022 14:24	0:02	SSA3	0.02514	0.67400	Oversupply
8/22/2022 14:25	0:02	SSA2	0.09300	0.11600	Oversupply
8/22/2022 16:34	0:01	BS250	Data is not available	Data is not available	Oversupply
8/22/2022 16:40	0:15	BS250	Data is not available	Data is not available	Oversupply
8/22/2022 16:42	0:02	SSA3	0.00372	0.27300	Oversupply
8/22/2022 16:44	0:02	SSA3	0.01025	0.26300	Oversupply
8/22/2022 16:47	0:16	SSA2	0.11138	0.01400	Oversupply
8/22/2022 16:48	0:14	SSA3	0.08615	0.00200	Oversupply
8/22/2022 16:49	0:14	KWPPI	0.86006	17.86040	Oversupply
8/22/2022 16:56	0:01	BS250	Data is not available	Data is not available	Oversupply
8/22/2022 17:01	0:01	BS250	Data is not available	Data is not available	Oversupply
8/22/2022 17:02	0:02	SSA3	0.01111	0.01100	Oversupply
8/22/2022 17:04	0:02	KWPPI	0.00792	15.46631	Oversupply
8/22/2022 17:04	0:02	SSA2	0.00817	0.11400	Oversupply
8/22/2022 17:04	0:02	SSA3	0.01102	0.00300	Oversupply
8/22/2022 17:08	0:02	SSA3	0.01102	0.06600	Oversupply
8/22/2022 17:10	0:01	BS250	Data is not available	Data is not available	Oversupply
8/22/2022 17:10	0:02	SSA2	0.00824	0.00300	Oversupply
8/22/2022 17:16	0:03	BS250	Data is not available	Data is not available	Oversupply
8/22/2022 17:16	0:02	SSA2	0.00394	0.06800	Oversupply
8/22/2022 17:18	0:02	SSA2	0.00390	0.06400	Oversupply
8/22/2022 17:20	0:02	BS250	Data is not available	Data is not available	Oversupply
8/22/2022 17:24	0:01	BS250	Data is not available	Data is not available	Oversupply
8/22/2022 17:24	0:03	KWPPI	0.02552	16.57504	Oversupply
8/22/2022 17:24	0:04	SSA2	0.00784	0.06100	Oversupply
8/22/2022 17:24	0:02	SSA3	0.00418	0.00600	Oversupply
8/22/2022 17:28	0:02	SSA2	0.00394	0.05600	Oversupply
8/22/2022 17:28	0:02	SSA3	0.00514	0.00000	Oversupply
8/22/2022 17:32	0:04	SSA2	0.00490	0.05400	Oversupply
8/22/2022 17:36	0:02	SSA2	0.00243	0.04400	Oversupply
8/23/2022 3:11	2:37	AWE	2.06742	13.90000	Oversupply
8/23/2022 6:21	0:48	SSA2	0.06725	0.00000	Oversupply
8/23/2022 11:44	0:04	SSA3	0.07037	1.72300	Oversupply
8/23/2022 11:48	0:02	SSA3	0.03882	1.80000	Oversupply
8/23/2022 11:51	0:02	SSA3	0.03788	1.79500	Oversupply
8/23/2022 11:53	0:02	SSA3	0.03819	1.78300	Oversupply
8/23/2022 11:55	0:02	SSA3	0.03788	1.77000	Oversupply
8/23/2022 11:57	0:02	SSA3	0.03819	1.78600	Oversupply
8/23/2022 11:59	0:02	SSA3	0.04015	1.75800	Oversupply
8/23/2022 12:01	0:02	SSA3	0.04304	1.29600	Oversupply
8/23/2022 12:03	0:02	SSA3	0.04339	0.94900	Oversupply
8/23/2022 12:05	0:02	SSA3	0.04269	1.78000	Oversupply
8/23/2022 12:13	0:02	SSA3	0.04353	1.85500	Oversupply
8/23/2022 12:15	0:02	SSA3	0.03584	1.83100	Oversupply
8/23/2022 12:17	0:02	SSA3	0.03554	1.19800	Oversupply
8/23/2022 12:21	0:02	SSA3	0.03554	1.96400	Oversupply
8/23/2022 12:23	0:02	SSA3	0.03584	2.00000	Oversupply
8/23/2022 12:25	0:02	SSA3	0.03584	0.93800	Oversupply
8/23/2022 12:27	0:02	SSA3	0.03554	1.65700	Oversupply
8/23/2022 12:29	0:02	SSA3	0.03763	1.16900	Oversupply
8/23/2022 12:53	0:02	SSA3	0.03833	1.73400	Oversupply
8/23/2022 13:04	0:02	SSA3	0.03993	1.81900	Oversupply
8/23/2022 13:06	0:02	SSA3	0.03833	1.70300	Oversupply



Maui Curtailment Report

August 2022

Start Date and Time	Duration (minutes)	IPP Curtailed	Estimated Curtailed MWH	Peak MW Curtailed	Reasons for Curtailment
8/23/2022 13:08	0:02	SSA3	0.03897	1.49000	Oversupply
8/23/2022 13:14	0:02	SSA3	0.03833	1.81700	Oversupply
8/23/2022 13:18	0:02	SSA3	0.03585	1.51200	Oversupply
8/23/2022 14:33	0:02	SSA3	0.02808	1.75100	Oversupply
8/23/2022 15:09	0:02	SSA3	0.04222	1.04700	Oversupply
8/24/2022 9:20	0:02	SSA3	0.01820	1.10800	Oversupply
8/24/2022 9:22	0:02	SSA3	0.01820	0.89900	Oversupply
8/24/2022 9:24	0:02	SSA3	0.01790	0.69000	Oversupply
8/24/2022 9:48	0:02	SSA3	0.02281	1.39300	Oversupply
8/24/2022 9:55	0:02	SSA3	0.02244	1.40700	Oversupply
8/24/2022 9:57	0:02	SSA3	0.02262	1.42000	Oversupply
8/24/2022 9:59	0:02	SSA3	0.02192	1.42800	Oversupply
8/24/2022 10:05	0:02	SSA3	0.02542	1.45500	Oversupply
8/24/2022 10:09	0:02	SSA3	0.02522	1.47100	Oversupply
8/24/2022 10:11	0:02	SSA3	0.02522	1.47900	Oversupply
8/24/2022 10:12	0:04	BS250	Data is not available	Data is not available	Oversupply
8/24/2022 10:17	0:02	SSA3	0.07079	1.50200	Oversupply
8/24/2022 10:18	0:04	BS250	Data is not available	Data is not available	Oversupply
8/24/2022 10:19	0:02	SSA2	0.02106	0.08400	Oversupply
8/24/2022 10:19	0:02	SSA3	0.06798	0.15700	Oversupply
8/24/2022 10:20	0:02	KWP/II	0.00718	0.25847	Oversupply
8/24/2022 10:20	0:05	AWE	0.04683	16.80000	Oversupply
8/24/2022 10:21	0:06	SSA2	0.06371	0.01000	Oversupply
8/24/2022 10:21	2:58	SSA3	7.88151	0.01600	Oversupply
8/24/2022 10:23	0:01	BS250	Data is not available	Data is not available	Oversupply
8/24/2022 10:25	3:06	BS250	Data is not available	Data is not available	Oversupply
8/24/2022 10:25	0:05	KWP/II	0.02495	0.60975	Oversupply
8/24/2022 10:27	0:02	AWE	0.01775	15.10000	Oversupply
8/24/2022 10:29	0:02	SSA2	0.02285	0.01300	Oversupply
8/24/2022 10:31	0:02	AWE	0.00699	14.60000	Oversupply
8/24/2022 10:31	0:04	SSA2	0.10392	-0.00100	Oversupply
8/24/2022 10:35	0:06	AWE	0.05596	14.70000	Oversupply
8/24/2022 10:35	3:05	KWP/II	2.05021	1.60671	Oversupply
8/24/2022 10:37	0:08	SSA2	0.19871	0.06900	Oversupply
8/24/2022 10:42	0:05	AWE	0.11105	15.10000	Oversupply
8/24/2022 10:47	2:53	SSA2	7.07164	0.00200	Oversupply
8/24/2022 10:48	0:09	AWE	0.23078	14.50000	Oversupply
8/24/2022 10:58	0:07	AWE	0.07260	14.10000	Oversupply
8/24/2022 11:06	0:02	AWE	0.00098	12.50000	Oversupply
8/24/2022 11:11	0:02	AWE	0.01265	13.50000	Oversupply
8/24/2022 11:14	0:01	AWE	0.00854	12.80000	Oversupply
8/24/2022 11:16	0:02	AWE	0.00792	12.80000	Oversupply
8/24/2022 11:23	0:11	AWE	0.18638	12.70000	Oversupply
8/24/2022 11:35	0:56	AWE	1.61571	14.00000	Oversupply
8/24/2022 12:32	0:08	AWE	0.12585	13.10000	Oversupply
8/24/2022 12:45	0:01	AWE	0.00248	13.10000	Oversupply
8/24/2022 12:47	0:02	AWE	0.01442	13.10000	Oversupply
8/24/2022 12:51	0:01	AWE	0.01077	12.70000	Oversupply
8/24/2022 12:53	0:01	AWE	0.00409	12.10000	Oversupply
8/24/2022 12:55	0:02	AWE	0.00866	12.80000	Oversupply
8/24/2022 13:00	0:02	AWE	0.02680	13.60000	Oversupply
8/24/2022 13:05	0:06	AWE	0.02839	13.90000	Oversupply
8/24/2022 13:12	0:01	AWE	0.00388	14.50000	Oversupply
8/24/2022 13:15	0:01	AWE	0.00372	14.30000	Oversupply
8/24/2022 13:17	0:02	AWE	0.00503	14.80000	Oversupply
8/24/2022 13:19	0:02	SSA3	0.09215	0.04000	Oversupply
8/24/2022 13:21	0:24	SSA3	1.08174	-0.00300	Oversupply
8/24/2022 13:23	0:02	AWE	0.01310	14.70000	Oversupply
8/24/2022 13:28	0:04	AWE	0.03401	14.70000	Oversupply
8/24/2022 13:32	0:01	BS250	Data is not available	Data is not available	Oversupply
8/24/2022 13:33	0:01	AWE	0.00555	14.50000	Oversupply
8/24/2022 13:34	0:01	BS250	Data is not available	Data is not available	Oversupply
8/24/2022 13:35	0:01	AWE	0.00555	15.30000	Oversupply
8/24/2022 13:36	0:09	BS250	Data is not available	Data is not available	Oversupply
8/24/2022 13:37	0:01	AWE	0.00156	15.60000	Oversupply
8/24/2022 13:40	0:02	SSA2	0.09567	0.04000	Oversupply
8/24/2022 13:41	0:01	AWE	0.00881	15.40000	Oversupply
8/24/2022 13:42	0:03	KWP/II	0.00359	0.08083	Oversupply
8/24/2022 13:42	0:04	SSA2	0.19207	0.00200	Oversupply
8/24/2022 13:43	0:03	AWE	0.02630	14.90000	Oversupply
8/24/2022 13:45	0:02	SSA3	0.08691	0.01500	Oversupply
8/24/2022 13:46	0:02	SSA2	0.09512	0.04100	Oversupply
8/24/2022 13:47	0:03	BS250	Data is not available	Data is not available	Oversupply



Maui Curtailment Report

August 2022

Start Date and Time	Duration (minutes)	IPP Curtailed	Estimated Curtailed MWH	Peak MW Curtailed	Reasons for Curtailment
8/24/2022 13:47	0:02	SSA3	0.08691	0.04100	Oversupply
8/24/2022 13:48	0:03	AWE	0.01550	16.50000	Oversupply
8/24/2022 13:48	0:02	SSA2	0.09512	0.09200	Oversupply
8/24/2022 13:49	0:14	SSA3	0.56242	0.00000	Oversupply
8/24/2022 13:50	0:04	SSA2	0.18945	0.00400	Oversupply
8/24/2022 13:52	0:07	KWPIL	0.01355	0.26047	Oversupply
8/24/2022 13:54	0:01	BS250	Data is not available	Data is not available	Oversupply
8/24/2022 13:54	0:02	SSA2	0.09512	0.05000	Oversupply
8/24/2022 13:55	0:06	AWE	0.02972	17.10000	Oversupply
8/24/2022 13:56	0:02	SSA2	0.09512	0.02400	Oversupply
8/24/2022 13:57	0:01	BS250	Data is not available	Data is not available	Oversupply
8/24/2022 13:58	0:02	SSA2	0.09614	0.07500	Oversupply
8/24/2022 14:00	0:02	SSA2	0.09243	0.00800	Oversupply
8/24/2022 14:01	0:01	KWPIL	0.00065	0.16865	Oversupply
8/24/2022 14:02	0:01	AWE	0.00582	17.90000	Oversupply
8/24/2022 14:02	0:02	SSA2	0.09167	0.03100	Oversupply
8/24/2022 14:03	0:02	SSA3	0.06348	0.01400	Oversupply
8/24/2022 14:04	0:02	SSA2	0.09243	0.13900	Oversupply
8/24/2022 14:05	0:04	SSA3	0.12644	0.00400	Oversupply
8/24/2022 14:06	0:02	SSA2	0.09243	0.10900	Oversupply
8/24/2022 14:08	0:02	SSA2	0.09243	0.17900	Oversupply
8/24/2022 14:09	0:02	SSA3	0.06348	0.90500	Oversupply
8/24/2022 14:10	0:02	SSA2	0.09167	0.06700	Oversupply
8/24/2022 14:11	0:02	SSA3	0.06296	1.55800	Oversupply
8/24/2022 14:12	0:02	SSA2	0.09243	0.13000	Oversupply
8/24/2022 14:13	0:02	SSA3	0.05173	1.61100	Oversupply
8/24/2022 14:14	0:02	SSA2	0.09142	0.26400	Oversupply
8/24/2022 14:15	0:02	SSA3	0.02965	1.02200	Oversupply
8/24/2022 14:16	0:02	SSA2	0.09184	0.02800	Oversupply
8/24/2022 14:17	0:02	SSA3	0.02990	1.61800	Oversupply
8/24/2022 14:18	0:02	SSA2	0.09033	0.21600	Oversupply
8/24/2022 14:19	0:02	SSA3	0.02965	1.61600	Oversupply
8/24/2022 14:20	0:02	SSA2	0.09184	0.20800	Oversupply
8/24/2022 14:21	0:02	SSA3	0.02965	1.62100	Oversupply
8/24/2022 14:22	0:02	SSA2	0.09184	0.22600	Oversupply
8/24/2022 14:23	0:02	SSA3	0.02941	1.60800	Oversupply
8/24/2022 14:24	0:02	SSA2	0.09109	0.28700	Oversupply
8/24/2022 14:25	0:02	SSA3	0.02965	1.60000	Oversupply
8/24/2022 14:26	0:02	SSA2	0.09033	0.16100	Oversupply
8/24/2022 15:59	0:01	KWPIL	0.00057	0.03393	Oversupply
8/25/2022 10:54	0:02	SSA3	0.01668	2.22300	Oversupply
8/25/2022 10:56	0:02	SSA3	0.01627	2.28800	Oversupply
8/25/2022 12:47	0:02	SSA3	0.02560	1.53400	Oversupply
8/25/2022 12:49	0:02	SSA3	0.02602	1.53400	Oversupply
8/25/2022 12:51	0:02	SSA3	0.02539	2.39900	Oversupply
8/25/2022 12:53	0:02	SSA3	0.02560	1.82100	Oversupply
8/25/2022 12:55	0:02	SSA3	0.02539	2.12400	Oversupply
8/25/2022 13:05	0:02	SSA3	0.00617	2.63000	Oversupply
8/25/2022 13:29	0:02	SSA3	0.01103	2.24300	Oversupply
8/25/2022 13:33	0:02	SSA3	0.00984	2.35500	Oversupply
8/25/2022 13:35	0:02	SSA3	0.00984	1.89600	Oversupply
8/25/2022 13:39	0:02	SSA3	0.00968	2.46100	Oversupply
8/26/2022 8:11	0:03	BS250	Data is not available	Data is not available	Oversupply
8/26/2022 8:15	0:01	BS250	Data is not available	Data is not available	Oversupply
8/26/2022 8:17	0:02	SSA3	0.02120	0.90000	Oversupply
8/26/2022 8:19	0:01	BS250	Data is not available	Data is not available	Oversupply
8/26/2022 8:19	0:04	SSA3	0.04240	0.01700	Oversupply
8/26/2022 8:20	0:03	KWPIL	0.03091	3.39804	Oversupply
8/26/2022 8:20	0:02	SSA2	0.02717	0.00100	Oversupply
8/26/2022 8:22	0:02	SSA2	0.02717	0.02000	Oversupply
8/26/2022 8:23	0:37	BS250	Data is not available	Data is not available	Oversupply
8/26/2022 8:23	0:02	SSA3	0.02102	0.14900	Oversupply
8/26/2022 8:24	0:02	SSA2	0.02717	0.24300	Oversupply
8/26/2022 8:25	0:02	SSA3	0.02102	0.93300	Oversupply
8/26/2022 8:26	0:02	SSA2	0.02717	0.10400	Oversupply
8/26/2022 8:27	0:02	SSA3	0.02102	0.42800	Oversupply
8/26/2022 8:28	0:02	SSA2	0.02770	0.27800	Oversupply
8/26/2022 8:29	0:02	SSA3	0.03586	1.24300	Oversupply
8/26/2022 8:30	0:02	SSA2	0.03559	0.19400	Oversupply
8/26/2022 8:31	0:04	SSA3	0.08477	0.02400	Oversupply
8/26/2022 8:32	0:03	KWPIL	0.03629	4.54668	Oversupply
8/26/2022 8:32	0:02	SSA2	0.03338	0.02400	Oversupply
8/26/2022 8:34	0:02	SSA2	0.03311	0.17100	Oversupply



Maui Curtailment Report

August 2022

Start Date and Time	Duration (minutes)	IPP Curtailed	Estimated Curtailed MWH	Peak MW Curtailed	Reasons for Curtailment
8/26/2022 8:35	0:32	SSA3	0.73377	0.01100	Oversupply
8/26/2022 8:36	0:32	KWP1I	1.48798	10.32185	Oversupply
8/26/2022 8:36	0:32	SSA2	0.45119	0.00500	Oversupply
8/26/2022 9:01	0:01	BS250	Data is not available	Data is not available	Oversupply
8/26/2022 9:08	0:02	SSA3	0.04496	0.02600	Oversupply
8/26/2022 9:09	0:02	SSA2	0.03415	0.00000	Oversupply
8/26/2022 9:10	0:01	KWP1I	0.00935	11.55233	Oversupply
8/26/2022 9:10	0:02	SSA3	0.04459	0.04200	Oversupply
8/26/2022 9:11	0:02	SSA2	0.03443	0.03500	Oversupply
8/26/2022 9:12	0:02	SSA3	0.04423	0.79800	Oversupply
8/26/2022 9:13	0:02	SSA2	0.03379	0.11800	Oversupply
8/26/2022 9:14	0:02	SSA3	0.01376	0.93500	Oversupply
8/26/2022 9:15	0:02	SSA2	0.04551	0.09400	Oversupply
8/26/2022 9:20	0:02	SSA3	-0.00001	1.78700	Oversupply
8/26/2022 10:07	1:31	BS250	Data is not available	Data is not available	Oversupply
8/26/2022 10:10	0:02	SSA3	0.00533	0.95900	Oversupply
8/26/2022 10:12	0:02	SSA3	0.00528	0.90800	Oversupply
8/26/2022 10:14	1:33	SSA3	3.77480	0.24800	Oversupply
8/26/2022 10:15	1:31	SSA2	2.58291	0.00100	Oversupply
8/26/2022 10:16	1:31	KWP1I	15.61132	18.86535	Oversupply
8/26/2022 10:28	0:03	AWE	0.03204	19.20000	Oversupply
8/26/2022 10:33	0:02	AWE	0.01749	21.00000	Oversupply
8/26/2022 10:49	0:01	AWE	0.00407	21.00000	Oversupply
8/26/2022 10:56	0:01	AWE	0.00359	20.40000	Oversupply
8/26/2022 11:00	0:02	AWE	0.04063	19.60000	Oversupply
8/26/2022 11:03	0:05	AWE	0.10817	19.40000	Oversupply
8/26/2022 11:24	0:02	AWE	0.00598	21.00000	Oversupply
8/26/2022 11:27	0:04	AWE	0.01778	21.00000	Oversupply
8/26/2022 11:46	0:02	SSA2	0.07715	0.02000	Oversupply
8/26/2022 11:47	0:02	SSA3	0.01296	1.45400	Oversupply
8/26/2022 11:48	0:02	SSA2	0.07715	0.12700	Oversupply
8/26/2022 11:49	0:02	SSA3	0.01307	0.72800	Oversupply
8/26/2022 11:50	0:02	SSA2	0.07651	0.12300	Oversupply
8/26/2022 11:51	0:02	SSA3	0.01296	0.58000	Oversupply
8/26/2022 12:38	0:02	SSA3	0.01322	2.30200	Oversupply
8/26/2022 12:40	0:02	SSA3	0.01322	2.08700	Oversupply
8/26/2022 13:20	0:02	BS250	Data is not available	Data is not available	Oversupply
8/26/2022 13:24	0:02	SSA3	0.00239	1.25600	Oversupply
8/26/2022 13:26	0:02	SSA3	0.00241	0.31400	Oversupply
8/26/2022 13:28	0:17	BS250	Data is not available	Data is not available	Oversupply
8/26/2022 13:28	0:02	SSA3	0.00790	0.02100	Oversupply
8/26/2022 13:29	0:02	SSA2	0.04881	0.00200	Oversupply
8/26/2022 13:34	0:02	SSA3	0.02659	0.85300	Oversupply
8/26/2022 13:35	0:02	SSA2	0.04567	0.11700	Oversupply
8/26/2022 13:36	0:17	KWP1I	1.05310	11.68905	Oversupply
8/26/2022 13:36	0:16	SSA3	0.22536	0.00700	Oversupply
8/26/2022 13:37	0:16	SSA2	0.54682	-0.00300	Oversupply
8/26/2022 13:52	0:02	SSA3	0.03074	0.20200	Oversupply
8/26/2022 13:53	0:02	SSA2	0.09512	0.14700	Oversupply
8/26/2022 13:54	0:02	SSA3	0.03023	0.29800	Oversupply
8/26/2022 13:55	0:02	SSA2	0.09433	0.14200	Oversupply
8/26/2022 13:56	0:02	SSA3	0.03049	0.11300	Oversupply
8/26/2022 13:57	0:02	SSA2	0.09512	0.12700	Oversupply
8/26/2022 14:41	0:02	SSA3	-0.00213	1.29400	Oversupply
8/26/2022 14:41	0:02	SSA2	0.05498	0.11900	Oversupply
8/26/2022 15:02	0:02	SSA2	0.08278	0.12100	Oversupply
8/26/2022 15:03	0:02	SSA3	0.00045	0.63100	Oversupply
8/26/2022 15:04	0:02	SSA2	0.08209	0.14000	Oversupply
8/26/2022 15:05	0:02	SSA3	0.00045	0.62300	Oversupply
8/26/2022 15:14	0:05	BS250	Data is not available	Data is not available	Oversupply
8/26/2022 15:17	0:02	SSA3	0.05003	0.53900	Oversupply
8/26/2022 15:19	0:02	SSA3	0.05003	0.30800	Oversupply
8/26/2022 15:20	0:02	SSA2	0.06873	0.13500	Oversupply
8/26/2022 15:21	0:02	SSA3	0.04962	0.20100	Oversupply
8/26/2022 15:22	0:06	SSA2	0.20791	0.00400	Oversupply
8/26/2022 15:23	0:04	KWP1I	0.08286	2.38911	Oversupply
8/26/2022 15:23	0:04	SSA3	0.09883	0.00900	Oversupply
8/26/2022 15:25	0:01	AWE	0.00541	21.00000	Oversupply
8/26/2022 15:27	0:02	SSA3	0.05003	0.36800	Oversupply
8/26/2022 15:28	0:02	SSA2	0.06840	-0.00300	Oversupply
8/26/2022 15:29	0:02	SSA3	0.00645	1.30900	Oversupply
8/26/2022 15:30	0:02	SSA2	0.02773	0.11200	Oversupply
8/26/2022 16:14	0:02	SSA3	-0.00904	0.53100	Oversupply



Maui Curtailment Report

August 2022

Start Date and Time	Duration (minutes)	IPP Curtailed	Estimated Curtailed MWH	Peak MW Curtailed	Reasons for Curtailment
8/26/2022 16:20	0:02	SSA3	-0.00234	0.76000	Oversupply
8/26/2022 17:14	0:02	SSA3	0.00924	0.53200	Oversupply
8/26/2022 17:22	1:06	BS250	Data is not available	Data is not available	Oversupply
8/26/2022 17:24	0:02	SSA3	0.00355	0.27300	Oversupply
8/26/2022 17:25	0:02	SSA2	0.03274	0.12200	Oversupply
8/26/2022 17:26	0:02	SSA3	0.00350	0.52700	Oversupply
8/26/2022 17:27	0:02	SSA2	0.03247	0.11300	Oversupply
8/26/2022 17:28	0:02	SSA3	0.01558	0.71800	Oversupply
8/26/2022 17:31	0:12	SSA3	0.07647	0.02100	Oversupply
8/26/2022 17:31	1:06	SSA2	0.35260	0.00200	Oversupply
8/26/2022 17:32	1:01	KWPPI	3.10719	20.86924	Oversupply
8/26/2022 17:43	0:02	SSA3	0.01276	-0.00400	Oversupply
8/26/2022 17:45	0:02	SSA3	0.00565	0.12200	Oversupply
8/26/2022 17:47	0:49	SSA3	0.07602	0.00000	Oversupply
8/26/2022 18:34	0:02	KWPPI	0.03250	20.45210	Oversupply
8/26/2022 18:38	0:10	BS250	Data is not available	Data is not available	Oversupply
8/26/2022 18:47	0:09	KWPPI	0.13642	20.71755	Oversupply
8/26/2022 22:51	0:13	KWPPI	0.17845	20.83232	Oversupply
8/26/2022 23:16	0:09	KWPPI	0.50472	20.85826	Oversupply
8/26/2022 23:38	0:01	KWPPI	0.01358	20.25051	Oversupply
8/26/2022 23:40	1:18	KWPPI	4.84620	20.84729	Oversupply
8/27/2022 1:13	0:02	KWPPI	0.01732	18.54301	Oversupply
8/27/2022 2:46	12:45	KWPPI	183.29422	20.96405	Oversupply
8/27/2022 5:49	9:33	BS250	Data is not available	Data is not available	Oversupply
8/27/2022 6:20	9:10	SSA3	17.36895	0.00200	Oversupply
8/27/2022 6:21	9:10	SSA2	17.85637	0.00500	Oversupply
8/27/2022 8:41	4:48	AWE	46.31700	21.00000	Oversupply
8/27/2022 13:30	0:54	AWE	6.31784	21.00000	Oversupply
8/27/2022 14:33	0:03	AWE	0.04118	18.40000	Oversupply
8/27/2022 15:24	0:06	BS250	Data is not available	Data is not available	Oversupply
8/27/2022 15:30	0:02	SSA3	0.03682	0.47500	Oversupply
8/27/2022 15:31	0:02	SSA2	0.07445	0.09500	Oversupply
8/27/2022 15:32	0:06	SSA3	0.11016	0.01000	Oversupply
8/27/2022 15:33	0:05	KWPPI	0.08433	20.89818	Oversupply
8/27/2022 15:33	0:06	SSA2	0.22273	-0.00300	Oversupply
8/27/2022 15:38	0:02	SSA3	0.03682	0.79600	Oversupply
8/27/2022 15:39	0:02	SSA2	0.07445	0.11700	Oversupply
8/27/2022 15:40	0:02	SSA3	0.03682	1.51100	Oversupply
8/27/2022 15:41	0:02	SSA2	0.07383	0.12900	Oversupply
8/27/2022 15:42	0:02	SSA3	0.03652	1.53100	Oversupply
8/27/2022 15:43	0:02	SSA2	0.07396	0.13200	Oversupply
8/27/2022 15:49	0:02	SSA2	0.06579	0.13900	Oversupply
8/27/2022 15:53	0:02	SSA2	0.06579	0.10900	Oversupply
8/27/2022 16:49	0:02	SSA3	0.00063	1.09800	Oversupply
8/27/2022 17:06	0:02	BS250	Data is not available	Data is not available	Oversupply
8/27/2022 17:13	0:02	SSA3	0.00808	0.79800	Oversupply
8/27/2022 17:15	0:14	BS250	Data is not available	Data is not available	Oversupply
8/27/2022 17:15	0:01	KWPPI	0.00091	20.79040	Oversupply
8/27/2022 17:15	0:02	SSA3	0.01772	0.00500	Oversupply
8/27/2022 17:17	0:02	SSA3	0.01772	0.48500	Oversupply
8/27/2022 17:19	0:02	SSA3	0.01772	0.36600	Oversupply
8/27/2022 17:23	0:14	SSA3	0.10809	0.00700	Oversupply
8/27/2022 17:23	0:14	SSA2	0.21817	-0.00100	Oversupply
8/27/2022 17:24	0:13	KWPPI	0.50107	20.93710	Oversupply
8/27/2022 17:33	0:01	BS250	Data is not available	Data is not available	Oversupply
8/27/2022 17:39	0:02	SSA3	0.01224	0.41000	Oversupply
8/27/2022 17:40	0:02	BS250	Data is not available	Data is not available	Oversupply
8/27/2022 17:40	0:02	SSA2	0.02610	0.12700	Oversupply
8/27/2022 17:41	0:02	SSA3	0.01224	0.16500	Oversupply
8/27/2022 17:42	0:02	SSA2	0.02631	0.06600	Oversupply
8/27/2022 17:43	0:02	SSA3	0.01214	0.27500	Oversupply
8/27/2022 17:44	0:02	SSA2	0.02560	0.13500	Oversupply
8/27/2022 17:47	0:04	SSA3	0.01342	0.03300	Oversupply
8/27/2022 17:48	0:02	SSA2	0.01736	0.15500	Oversupply
8/27/2022 17:49	0:01	KWPPI	0.00100	20.60578	Oversupply
8/27/2022 17:50	0:02	SSA2	0.01736	-0.00300	Oversupply
8/27/2022 17:51	0:02	SSA3	0.00674	0.33000	Oversupply
8/27/2022 17:52	0:02	SSA2	0.01736	-0.00300	Oversupply
8/27/2022 23:03	0:36	KWPPI	2.77375	20.84130	Oversupply
8/27/2022 23:57	0:01	KWPPI	0.00211	20.31837	Oversupply
8/27/2022 23:59	0:01	KWPPI	0.02172	19.49106	Oversupply
8/28/2022 0:02	0:04	KWPPI	0.07240	19.69165	Oversupply
8/28/2022 0:07	0:01	KWPPI	0.00339	18.14981	Oversupply



Maui Curtailment Report

August 2022

Start Date and Time	Duration (minutes)	IPP Curtailed	Estimated Curtailed MWH	Peak MW Curtailed	Reasons for Curtailment
8/28/2022 0:09	0:01	KWPPII	0.00396	19.30245	Oversupply
8/28/2022 0:11	1:37	KWPPII	14.42468	20.62873	Oversupply
8/28/2022 1:50	0:26	KWPPII	1.01015	20.86126	Oversupply
8/28/2022 5:40	0:07	KWPPII	0.14880	20.40918	Oversupply
8/28/2022 5:50	0:03	BS250	Data is not available	Data is not available	Oversupply
8/28/2022 5:59	0:02	KWPPII	0.01142	20.99898	Oversupply
8/28/2022 6:02	0:01	KWPPII	0.00008	20.11778	Oversupply
8/28/2022 6:05	0:01	KWPPII	0.00353	20.84729	Oversupply
8/28/2022 6:39	0:09	BS250	Data is not available	Data is not available	Oversupply
8/28/2022 6:46	0:10	SSA3	0.03060	0.09900	Oversupply
8/28/2022 6:48	0:06	KWPPII	0.07881	19.80642	Oversupply
8/28/2022 6:48	0:08	SSA2	0.00781	0.01400	Oversupply
8/28/2022 6:52	0:10	BS250	Data is not available	Data is not available	Oversupply
8/28/2022 6:55	0:01	KWPPII	0.02412	20.01299	Oversupply
8/28/2022 6:58	0:12	SSA2	0.01536	0.02000	Oversupply
8/28/2022 6:59	0:10	SSA3	0.04721	0.12600	Oversupply
8/28/2022 7:00	0:10	KWPPII	0.31279	19.58787	Oversupply
8/28/2022 7:04	6:06	BS250	Data is not available	Data is not available	Oversupply
8/28/2022 7:09	0:02	SSA3	0.01037	0.06600	Oversupply
8/28/2022 7:12	6:06	SSA2	11.72879	-0.00100	Oversupply
8/28/2022 7:13	0:54	SSA3	0.60771	0.00100	Oversupply
8/28/2022 7:14	0:54	KWPPII	6.69889	19.78846	Oversupply
8/28/2022 8:07	0:02	SSA3	0.03298	0.00300	Oversupply
8/28/2022 8:09	5:09	SSA3	11.02439	-0.00200	Oversupply
8/28/2022 8:10	5:08	KWPPII	33.94689	14.96135	Oversupply
8/28/2022 8:54	0:04	AWE	0.05422	20.00000	Oversupply
8/28/2022 9:00	0:09	AWE	0.18324	21.00000	Oversupply
8/28/2022 9:10	0:05	AWE	0.16678	21.00000	Oversupply
8/28/2022 9:16	0:11	AWE	0.67561	21.00000	Oversupply
8/28/2022 9:29	0:07	AWE	0.45752	21.00000	Oversupply
8/28/2022 9:38	0:44	AWE	3.04776	21.00000	Oversupply
8/28/2022 10:23	2:51	AWE	14.14288	21.00000	Oversupply
8/28/2022 13:18	0:02	SSA3	0.01123	0.02600	Oversupply
8/28/2022 13:19	0:02	SSA2	0.09167	0.10100	Oversupply
8/28/2022 13:20	0:02	SSA3	0.01123	0.18400	Oversupply
8/28/2022 13:21	0:02	SSA2	0.09243	0.12700	Oversupply
8/28/2022 13:24	0:02	SSA3	0.01123	0.62100	Oversupply
8/28/2022 13:25	0:02	SSA2	0.09243	0.11100	Oversupply
8/28/2022 13:26	0:03	BS250	Data is not available	Data is not available	Oversupply
8/28/2022 13:26	0:02	SSA3	0.01123	0.67600	Oversupply
8/28/2022 13:27	0:02	SSA2	0.09167	0.10900	Oversupply
8/28/2022 13:28	0:02	SSA3	0.01345	0.83800	Oversupply
8/28/2022 13:29	0:02	SSA2	0.09396	0.13200	Oversupply
8/28/2022 13:31	0:01	BS250	Data is not available	Data is not available	Oversupply
8/28/2022 13:32	0:02	SSA3	0.06305	0.99500	Oversupply
8/28/2022 13:33	0:02	BS250	Data is not available	Data is not available	Oversupply
8/28/2022 13:33	0:02	SSA2	0.09512	0.13700	Oversupply
8/28/2022 13:34	0:02	SSA3	0.06253	0.00300	Oversupply
8/28/2022 13:35	0:01	AWE	0.01308	19.80000	Oversupply
8/28/2022 13:35	0:02	SSA2	0.09512	0.00300	Oversupply
8/28/2022 13:36	0:02	SSA3	0.06305	0.10800	Oversupply
8/28/2022 13:37	0:01	AWE	0.00873	18.50000	Oversupply
8/28/2022 13:37	0:02	SSA2	0.09433	0.03500	Oversupply
8/28/2022 13:38	0:02	SSA3	0.06358	0.01500	Oversupply
8/28/2022 13:39	0:04	SSA2	0.18945	0.05300	Oversupply
8/28/2022 13:40	0:02	SSA3	0.06253	0.00100	Oversupply
8/28/2022 13:41	0:07	BS250	Data is not available	Data is not available	Oversupply
8/28/2022 13:41	0:03	AWE	0.01603	18.00000	Oversupply
8/28/2022 13:42	0:02	SSA3	0.06305	0.13000	Oversupply
8/28/2022 13:43	0:02	SSA2	0.09512	0.04700	Oversupply
8/28/2022 13:44	0:02	SSA3	0.06825	0.65000	Oversupply
8/28/2022 13:45	0:02	SSA2	0.09512	0.12800	Oversupply
8/28/2022 13:46	0:02	SSA3	0.03909	0.57200	Oversupply
8/28/2022 13:47	0:02	SSA2	0.09512	0.11200	Oversupply
8/28/2022 13:48	0:10	SSA3	0.19482	0.02200	Oversupply
8/28/2022 13:49	0:10	SSA2	0.47403	0.03400	Oversupply
8/28/2022 13:50	0:05	AWE	0.08144	17.60000	Oversupply
8/28/2022 13:51	0:01	BS250	Data is not available	Data is not available	Oversupply
8/28/2022 13:54	0:01	KWPPII	0.00276	0.16566	Oversupply
8/28/2022 13:57	0:01	AWE	0.00080	16.90000	Oversupply
8/28/2022 13:59	0:01	BS250	Data is not available	Data is not available	Oversupply
8/28/2022 13:59	0:02	AWE	0.02029	18.30000	Oversupply
8/28/2022 13:59	0:02	SSA3	0.03909	0.03800	Oversupply



Maui Curtailment Report

August 2022

Start Date and Time	Duration (minutes)	IPP Curtailed	Estimated Curtailed MWH	Peak MW Curtailed	Reasons for Curtailment
8/28/2022 13:59	0:02	SSA2	0.09433	0.01500	Oversupply
8/28/2022 14:01	0:02	BS250	Data is not available	Data is not available	Oversupply
8/28/2022 14:01	0:02	SSA3	0.04971	0.07400	Oversupply
8/28/2022 14:01	0:02	SSA2	0.09512	0.03700	Oversupply
8/28/2022 14:02	0:01	AWE	0.00489	17.80000	Oversupply
8/28/2022 14:03	0:02	SSA3	0.04930	0.28600	Oversupply
8/28/2022 14:03	0:02	SSA2	0.09512	0.14000	Oversupply
8/28/2022 14:05	0:42	BS250	Data is not available	Data is not available	Oversupply
8/28/2022 14:05	0:02	SSA3	0.05012	1.43700	Oversupply
8/28/2022 14:05	0:02	SSA2	0.09433	0.14300	Oversupply
8/28/2022 14:07	0:02	AWE	0.01316	16.50000	Oversupply
8/28/2022 14:07	0:49	SSA3	1.44182	0.01400	Oversupply
8/28/2022 14:07	0:04	SSA2	0.19024	0.00200	Oversupply
8/28/2022 14:08	0:02	KWPPII	0.00851	0.42712	Oversupply
8/28/2022 14:10	0:02	AWE	0.00786	16.00000	Oversupply
8/28/2022 14:11	0:02	SSA2	0.09433	0.03300	Oversupply
8/28/2022 14:13	0:42	KWPPII	2.77287	8.64329	Oversupply
8/28/2022 14:13	0:42	SSA2	1.96435	0.00000	Oversupply
8/28/2022 14:14	0:14	AWE	0.42934	17.20000	Oversupply
8/28/2022 14:31	0:06	AWE	0.18099	16.10000	Oversupply
8/28/2022 14:49	0:23	BS250	Data is not available	Data is not available	Oversupply
8/28/2022 14:57	0:23	KWPPII	1.77934	12.77682	Oversupply
8/28/2022 14:57	0:22	SSA2	0.92543	-0.00100	Oversupply
8/28/2022 14:57	0:20	SSA3	0.54078	0.01700	Oversupply
8/28/2022 15:17	0:02	SSA3	0.03236	0.00000	Oversupply
8/28/2022 15:19	0:02	SSA2	0.07697	-0.00100	Oversupply
8/28/2022 15:19	0:02	SSA3	0.03183	0.49100	Oversupply
8/28/2022 15:21	0:02	SSA2	0.07633	0.11300	Oversupply
8/28/2022 15:21	0:02	SSA3	0.03236	0.20200	Oversupply
8/28/2022 15:23	0:02	SSA2	0.07697	0.12300	Oversupply
8/28/2022 15:24	0:02	SSA3	0.03183	0.51300	Oversupply
8/28/2022 15:25	0:02	SSA2	0.07697	0.13700	Oversupply
8/28/2022 15:26	0:02	SSA3	0.03236	1.72700	Oversupply
8/28/2022 15:27	0:02	SSA2	0.07697	0.12000	Oversupply
8/28/2022 15:28	0:02	SSA3	0.03120	1.90600	Oversupply
8/28/2022 15:29	0:02	SSA2	0.07511	0.11900	Oversupply
8/28/2022 15:30	0:02	SSA3	-0.00001	2.17900	Oversupply
8/28/2022 23:03	0:27	KWPPII	1.26502	19.07192	Oversupply
8/29/2022 0:16	0:49	KWPPII	3.18950	18.23364	Oversupply
8/29/2022 1:27	0:01	KWPPII	0.00819	17.39835	Oversupply
8/29/2022 1:31	0:20	KWPPII	0.50355	17.65383	Oversupply
8/29/2022 2:22	0:07	KWPPII	0.11609	17.70971	Oversupply
8/29/2022 2:32	0:09	KWPPII	0.22010	17.24866	Oversupply
8/29/2022 2:42	0:01	KWPPII	0.01351	17.46721	Oversupply
8/29/2022 3:23	0:02	KWPPII	0.00089	18.20670	Oversupply
8/29/2022 3:26	0:51	KWPPII	6.12138	18.72463	Oversupply
8/29/2022 4:39	0:01	KWPPII	0.00438	13.67997	Oversupply
8/29/2022 4:41	0:01	KWPPII	0.00214	12.94747	Oversupply
8/29/2022 5:13	0:01	KWPPII	0.00011	9.23707	Oversupply
8/29/2022 5:17	0:36	KWPPII	1.76882	12.56625	Oversupply
8/29/2022 5:49	0:07	BS250	Data is not available	Data is not available	Oversupply
8/29/2022 5:54	0:10	KWPPII	0.18197	9.88475	Oversupply
8/29/2022 6:39	0:01	AWE	0.00333	0.20000	Oversupply
8/29/2022 7:40	0:02	SSA2	0.01116	0.08400	Oversupply
8/29/2022 7:41	0:02	SSA3	0.00118	0.42700	Oversupply
8/29/2022 7:44	0:02	SSA2	0.00962	0.12900	Oversupply
8/29/2022 7:45	0:02	SSA3	0.00011	0.58800	Oversupply
8/29/2022 9:36	0:02	SSA3	0.00099	1.74900	Oversupply
8/29/2022 11:49	0:02	SSA3	0.00804	2.73600	Oversupply
8/29/2022 11:51	0:02	SSA3	0.00798	2.12100	Oversupply
8/29/2022 11:53	0:02	SSA3	0.00804	2.73600	Oversupply
8/29/2022 11:57	0:02	SSA3	0.00811	2.35000	Oversupply
8/29/2022 12:07	0:02	SSA3	0.01051	2.71400	Oversupply
8/29/2022 12:09	0:02	SSA3	0.01042	2.20500	Oversupply
8/29/2022 12:11	0:02	SSA3	0.01059	2.43800	Oversupply
8/29/2022 12:15	0:02	SSA3	0.04982	1.93900	Oversupply
8/29/2022 12:17	0:02	SSA3	0.04982	1.43600	Oversupply
8/29/2022 12:19	0:02	SSA3	0.04982	1.50100	Oversupply
8/29/2022 12:21	0:02	SSA3	0.04900	1.65300	Oversupply
8/29/2022 12:23	0:02	SSA3	0.05023	2.29200	Oversupply
8/29/2022 12:25	0:02	SSA3	0.04982	1.50000	Oversupply
8/29/2022 12:27	0:02	SSA3	0.04982	0.95300	Oversupply
8/29/2022 12:29	0:02	SSA3	0.02847	1.28600	Oversupply



Maui Curtailment Report

August 2022

Start Date and Time	Duration (minutes)	IPP Curtailed	Estimated Curtailed MWH	Peak MW Curtailed	Reasons for Curtailment
8/29/2022 12:31	0:02	SSA3	0.02217	1.37000	Oversupply
8/29/2022 12:33	0:02	SSA3	0.02273	1.90000	Oversupply
8/29/2022 12:35	0:02	SSA3	0.02254	2.79500	Oversupply
8/29/2022 12:37	0:02	SSA3	0.02236	2.68200	Oversupply
8/29/2022 12:39	0:02	SSA3	0.02273	1.99900	Oversupply
8/29/2022 12:42	0:02	SSA3	0.02236	1.77900	Oversupply
8/29/2022 12:44	0:02	SSA3	0.02254	2.32900	Oversupply
8/29/2022 12:52	0:02	SSA3	0.00740	1.83100	Oversupply
8/29/2022 12:58	0:02	SSA3	0.00753	2.32600	Oversupply
8/29/2022 13:00	0:02	SSA3	0.02191	1.72200	Oversupply
8/29/2022 13:02	0:02	SSA3	0.02209	1.55500	Oversupply
8/29/2022 13:04	0:02	SSA3	0.02173	2.08700	Oversupply
8/29/2022 13:06	0:02	SSA3	0.02191	1.45700	Oversupply
8/29/2022 13:10	0:02	SSA3	0.02173	2.57500	Oversupply
8/30/2022 3:15	0:02	KWPPI	0.00922	10.00450	Oversupply
8/30/2022 3:18	0:08	KWPPI	0.23012	12.04632	Oversupply
8/30/2022 3:29	0:01	KWPPI	0.00097	10.82582	Oversupply
8/30/2022 6:40	0:01	AWE	0.00167	0.10000	Oversupply
8/31/2022 9:40	0:10	BS250	Data is not available	Data is not available	Oversupply
8/31/2022 9:40	0:02	SSA3	0.00212	2.02700	Oversupply
8/31/2022 9:42	0:02	SSA3	0.00210	1.77600	Oversupply
8/31/2022 9:44	0:02	SSA3	0.04049	2.05400	Oversupply
8/31/2022 9:46	0:02	SSA3	0.06782	2.04500	Oversupply
8/31/2022 9:48	0:12	SSA2	0.15209	0.28900	Oversupply
8/31/2022 9:48	0:10	SSA3	0.34133	0.02100	Oversupply
8/31/2022 9:49	0:10	KWPPI	0.26468	20.79739	Oversupply
8/31/2022 9:51	0:01	BS250	Data is not available	Data is not available	Oversupply
8/31/2022 9:58	0:02	SSA3	0.06448	0.00200	Oversupply
8/31/2022 10:00	0:02	SSA2	0.02861	0.11800	Oversupply
8/31/2022 10:00	0:02	SSA3	0.05450	0.28300	Oversupply
8/31/2022 10:01	0:07	BS250	Data is not available	Data is not available	Oversupply
8/31/2022 10:02	0:02	SSA2	0.02885	0.31800	Oversupply
8/31/2022 10:02	0:02	SSA3	0.05450	1.83600	Oversupply
8/31/2022 10:04	0:02	SSA2	0.02885	0.31800	Oversupply
8/31/2022 10:04	0:02	SSA3	0.05450	0.94800	Oversupply
8/31/2022 10:06	0:02	SSA2	0.02885	0.40300	Oversupply
8/31/2022 10:06	0:02	SSA3	0.05405	1.86600	Oversupply
8/31/2022 10:08	0:08	SSA2	0.11142	0.26900	Oversupply
8/31/2022 10:08	0:02	SSA3	0.05495	0.25200	Oversupply
8/31/2022 10:10	0:06	SSA3	0.16304	0.00000	Oversupply
8/31/2022 10:11	0:05	KWPPI	0.12530	20.39122	Oversupply
8/31/2022 10:15	0:02	BS250	Data is not available	Data is not available	Oversupply
8/31/2022 10:16	0:02	SSA2	0.05460	0.11100	Oversupply
8/31/2022 10:16	0:02	SSA3	0.06819	0.55200	Oversupply
8/31/2022 10:18	0:01	KWPPI	0.00576	19.77149	Oversupply
8/31/2022 10:18	0:02	SSA2	0.05460	0.51100	Oversupply
8/31/2022 10:18	0:02	SSA3	0.06446	0.40100	Oversupply
8/31/2022 10:20	0:02	SSA2	0.05415	0.85400	Oversupply
8/31/2022 10:20	0:02	SSA3	0.06446	2.16900	Oversupply
8/31/2022 10:22	0:04	BS250	Data is not available	Data is not available	Oversupply
8/31/2022 10:22	0:02	SSA2	0.05460	0.36800	Oversupply
8/31/2022 10:22	0:02	SSA3	0.06446	0.61800	Oversupply
8/31/2022 10:24	0:02	KWPPI	0.02517	19.73057	Oversupply
8/31/2022 10:24	0:02	SSA2	0.05460	0.26700	Oversupply
8/31/2022 10:24	0:02	SSA3	0.06659	0.02400	Oversupply
8/31/2022 10:26	0:02	SSA2	0.05460	0.27900	Oversupply
8/31/2022 10:26	0:02	SSA3	0.06446	0.78300	Oversupply
8/31/2022 10:28	0:02	SSA2	0.05522	0.31300	Oversupply
8/31/2022 10:28	0:02	SSA3	0.06959	0.79900	Oversupply
8/31/2022 10:30	0:02	SSA2	0.03842	0.39700	Oversupply
8/31/2022 10:30	0:02	SSA3	0.04056	0.76600	Oversupply
8/31/2022 10:31	0:02	KWPPI	0.04906	19.29447	Oversupply
8/31/2022 10:32	0:02	SSA2	0.03842	-0.00200	Oversupply
8/31/2022 10:32	0:02	SSA3	0.04022	0.12200	Oversupply
8/31/2022 10:34	0:02	SSA2	0.03842	-0.00200	Oversupply
8/31/2022 10:34	0:02	SSA3	0.04056	0.70200	Oversupply
8/31/2022 10:36	0:01	BS250	Data is not available	Data is not available	Oversupply
8/31/2022 10:36	0:02	SSA2	0.03810	-0.00300	Oversupply
8/31/2022 10:37	0:02	SSA3	0.04022	1.25100	Oversupply
8/31/2022 10:38	0:02	SSA2	0.03842	0.17900	Oversupply
8/31/2022 10:39	0:02	SSA3	0.04156	1.36700	Oversupply
8/31/2022 10:40	0:02	SSA2	0.03810	0.72700	Oversupply
8/31/2022 10:41	0:02	SSA3	0.04089	0.36800	Oversupply



Maui Curtailment Report

August 2022

Start Date and Time	Duration (minutes)	IPP Curtailed	Estimated Curtailed MWH	Peak MW Curtailed	Reasons for Curtailment
8/31/2022 10:42	0:02	SSA2	0.03842	0.57900	Oversupply
8/31/2022 10:43	4:22	BS250	Data is not available	Data is not available	Oversupply
8/31/2022 10:43	0:02	SSA3	0.04149	0.03500	Oversupply
8/31/2022 10:44	0:02	SSA2	0.03742	0.02400	Oversupply
8/31/2022 10:45	0:02	SSA3	0.01635	0.00700	Oversupply
8/31/2022 10:47	0:02	SSA3	0.01662	0.16600	Oversupply
8/31/2022 10:48	0:02	SSA2	0.02497	0.71300	Oversupply
8/31/2022 10:50	0:02	SSA2	0.02476	0.59000	Oversupply
8/31/2022 10:51	0:02	SSA3	0.01635	0.09400	Oversupply
8/31/2022 10:52	0:14	SSA2	0.15522	0.25900	Oversupply
8/31/2022 10:53	0:13	KWP/II	1.15241	18.51506	Oversupply
8/31/2022 10:53	0:14	SSA3	0.17474	0.00200	Oversupply
8/31/2022 11:06	4:08	SSA2	8.14120	0.01500	Oversupply
8/31/2022 11:07	4:06	KWP/II	31.38291	19.85033	Oversupply
8/31/2022 11:07	4:06	SSA3	9.39424	0.00700	Oversupply
8/31/2022 15:13	0:02	SSA3	0.05729	0.39300	Oversupply
8/31/2022 15:14	0:02	SSA2	0.07332	0.48600	Oversupply
8/31/2022 15:15	0:02	SSA3	0.00504	1.03100	Oversupply
8/31/2022 15:16	0:02	SSA2	0.05639	0.79200	Oversupply
8/31/2022 15:17	0:02	SSA3	0.00508	1.45300	Oversupply
8/31/2022 15:18	0:02	SSA2	0.05686	0.80200	Oversupply
8/31/2022 15:19	0:02	SSA3	0.00500	1.97900	Oversupply
8/31/2022 15:20	0:02	SSA2	0.05686	0.79500	Oversupply
8/31/2022 15:21	0:02	SSA3	0.00500	1.66800	Oversupply
8/31/2022 15:22	0:02	SSA2	0.05686	0.77900	Oversupply
8/31/2022 15:26	0:02	SSA2	0.05686	0.74700	Oversupply
8/31/2022 15:30	0:02	SSA2	0.05364	0.74400	Oversupply
8/31/2022 15:31	0:02	SSA3	-0.00090	1.88200	Oversupply
8/31/2022 15:32	0:02	SSA2	0.05319	0.76500	Oversupply
8/31/2022 15:33	0:02	SSA3	-0.00090	1.71200	Oversupply
8/31/2022 18:29	0:02	BS250	Data is not available	Data is not available	Oversupply
8/31/2022 18:32	0:12	BS250	Data is not available	Data is not available	Oversupply
8/31/2022 18:40	0:04	KWP/II	0.02233	18.97612	Oversupply
8/31/2022 18:45	0:09	KWP/II	0.20157	20.20361	Oversupply
8/31/2022 21:13	0:49	KWP/II	6.37243	19.45015	Oversupply
8/31/2022 22:14	0:01	KWP/II	0.00744	14.95336	Oversupply
8/31/2022 22:18	0:03	KWP/II	0.02108	15.07611	Oversupply
8/31/2022 22:22	0:01	KWP/II	0.00045	14.81864	Oversupply
8/31/2022 22:57	1:03	KWP/II	12.15911	19.31542	Oversupply
8/31/2022 23:59	0:01	AWE	0.00187	9.10000	Oversupply
Total Estimated Curtailed MWh			2,198.066		

Notes:

- Curtailment for Kaheawa Wind Power ("KWP"), AAAAA Rent-A-Space Maui LTD ("5A"), Maui Solar, LLC (MS) fka Strategic Alliance Group ("SAG") fka Bioreal Solar, LLC ("BS"), Auwahi Wind Energy ("AWE"), Kaheawa Wind Power II ("KWPII") Bioreal Solar 250, LLC ("BS250"), Extra Spaces A ("ESA"), Extra Spaces B ("ESB"), SSA Solar of Hawaii 3 ("SSA3") fka South Maui Renewable Resources ("SMRR"), SSA Solar of HI 2 ("SSA2") fka Ku'ia Solar ("KS"), and Maui 17-2 ("17-2") may now be controlled by Maui Electric's Automatic Generation Control System ("AGC") or a Maui Electric operator-entered curtailment limit. The AGC curtailment control automatically calculates the amount of Maximum Allowable Variable Generation ("MAVG") that Maui Electric can accept into the Maui system, based on the system current available variable generation ("CAVG"), regulating reserve down requirement ("RRDR"), and available regulating reserve down ("ARRD"). Thus, the AGC MAVG - calculated is equal to CAVG less (RRDR less ARRD). Additionally, the AGC curtailment control allows the Maui Electric operator to enter an AGC MAVG value. The AGC curtailment control will employ the lesser of the AGC MAVG - calculated and AGC MAVG entered values in the control logic.
- Curtailment signals sent to 5A, MS (fka SAG fka BS), BS250, ESA, ESB, SSA3 (fka SMRR), SSA2 (fka KS) and 17-2 during nighttime hours only are not recorded as curtailment events because no energy generation is possible during that time.
- The curtailment reasons have been modified to oversupply, system constraints, and facility requested, to provide continuity with HPUC Docket No. 2013-0141 Decoupling for HECO companies metrics.
- Facility Requested curtailment includes but is not limited to conditions that are attributed to IPPs such as communication problems and curtailment control testing.
- The data to calculate the Estimated Curtailed MWH and Peak MW Curtailed is not provided by 5A, MS, BS 250, ESA, and ESB.
- The Estimated Curtailed MWH and Peak MW Curtailed are calculated with information estimated or provided by AWE, KWP, KWPII, SSA 2 (fka KS), SSA 3 (fka SMRR) and 17-2. Maui Electric does not make any representation as to its accuracy.
- ESA, and ESB facilities were offline for the month because of Seller equipment problems.



Lanai Curtailment Report

August 2022

Start Date and Time	Duration (h:mm)	IPP Curtailed	Estimated MWh Curtailed	Peak MW Curtailed	Reasons for Curtailment
No curtailment for August 2022					
Notes:					
On June 27, 2012, Maui Electric notified Lanai Sustainability Research (LSR) that although LSR has not operated in compliance with the revised ramp rate of 360 kW/minute, Maui Electric would conditionally allow LSR to operate at the allowed capacity of 1.2 MW while the Maui Electric-Lanai Diesel Operator was in the control room.					
LSR possible output data is not available. Therefore, Maui Electric assumes LSR is curtailed if the LSR curtailment set point is less than 1,200 kW and LSR's output is within 70 kW of the curtailment set point.					
The curtailment reasons have been modified to oversupply, system constraints, and facility requested, to provide continuity with HPUC Docket No. 2013-0141 Decoupling for HECO companies' metrics.					
Facility Requested curtailment includes but is not limited to conditions that are attributed to IPPs such as communication problems and curtailment control testing.					

Hawai'i Electric Light Company Curtailment Report August 2022

Start Date/Time	MW output prior to start of curtailment	End Date/Time	MW output after curtailment released ¹	IPP	Reason for Curtailment
08/08/22 10:31	4.2 MW	08/08/22 17:44	2.4 MW	Hawi Renewable Dev	Facility Requested
08/09/22 21:05	17.9 MW	08/10/22 06:07	15.5 MW	Pakini Nui	Facility Requested
08/10/22 09:23	17.9 MW	08/10/22 19:16	17.5 MW	Pakini Nui	Facility Requested
08/11/22 07:49	17.9 MW	08/11/22 11:58	15.0 MW	Pakini Nui	Facility Requested
08/23/22 08:56	0.0 MW	08/23/22 11:44	1.7 MW	Hawi Renewable Dev	Facility Requested
08/26/22 09:12	0.8 MW	08/26/22 11:59	0.0 MW	TGUHI	System Constraint

¹ The MW output values are taken soon after curtailment is released by Hawai'i Electric Light and may not reflect their full output depending on ramp rate for the facility. The wind farms generally return immediately to full available levels, whereas PGV, Wailuku, and FIT Facilities may take longer to return to scheduled or full available output levels.

SERVICE LIST
(Docket No. 2011-0206)

DEAN NISHINA
EXECUTIVE DIRECTOR
DEPARTMENT OF COMMERCE AND CONSUMER AFFAIRS
DIVISION OF CONSUMER ADVOCACY
P.O. Box 541
Honolulu, HI 96809

1 Copy
Electronically Transmitted

GREGG J. KINKLEY, ESQ.
DEPARTMENT OF THE ATTORNEY GENERAL
425 Queen Street
Honolulu, Hawaii 96813
Counsel for DBEDT

1 Copy
Electronically Transmitted

DANIEL W.S. LAWRENCE, ESQ.
DEPARTMENT OF THE CORPORATION COUNSEL
CITY AND COUNTY OF HONOLULU
530 S. King Street, Room 110
Honolulu, HI 96813
Counsel for the CITY AND COUNTY OF HONOLULU

1 Copy
Electronically Transmitted

JOSEPH K. KAMELAMELA
ANGELIC M. HO
DEPARTMENT OF THE CORPORATION COUNSEL
COUNTY OF HAWAII
101 Aupuni Street, Suite 325
Hilo, HI 96720
Counsel for the COUNTY OF HAWAII

1 Copy
Electronically Transmitted

HENRY Q CURTIS
VICE PRESIDENT FOR CONSUMER ISSUES
LIFE OF THE LAND
P.O. Box 37158
Honolulu, HI 96837-0158

1 Copy
Electronically Transmitted

MELISSA MIYASHIRO (9360)
CHIEF OF STAFF
BLUE PLANET FOUNDATION
55 Merchant Street, 17th Floor
Honolulu, HI 96813

1 Copy
Electronically Transmitted

SERVICE LIST
(Docket No. 2011-0206)

ISAAC MORIWAKE, ESQ.
DAVID HENKIN, ESQ.
EARTHJUSTICE
850 Richards Street, Suite 400
Honolulu, HI 96813-4501
Counsel for HAWAII SOLAR ENERGY ASSOCIATION

1 Copy
Electronically Transmitted

RICK REED
DIRECTOR
HAWAII SOLAR ENERGY ASSOCIATION
761 Ahua Street
Honolulu, HI 96819

1 Copy
Electronically Transmitted

KENT D. MORIHARA, ESQ.
KRIS N. NAKAGAWA, ESQ.
LAUREN M. IMADA-LEE, ESQ.
TANYA M. FERNANDES, ESQ.
MoriHara Lau & Fong LLP
841 Bishop Street, Suite 400
Honolulu, Hawaii 96813
Counsel for KAUAI ISLAND UTILITY COOPERATIVE

1 Copy
Electronically Transmitted

ERIK W. KVAM
CHIEF EXECUTIVE OFFICER
ZERO EMISSIONS LEASING LLC
4188-4 Keanu Street
Honolulu, HI 96816

1 Copy
Electronically Transmitted

SANDRA-ANN Y.H. WONG, ESQ.
ATTORNEY AT LAW, A LAW CORPORATION
1050 Bishop Street, #514
Honolulu, HI 96813
Counsel for TAWHIRI POWER LLC

1 Copy
Electronically Transmitted

RILEY SAITO
73-1294 Awakea Street
Kailua-Kona, HI 96740
For SOLAR ENERGY INDUSTRIES ASSOCIATION

1 Copy
Electronically Transmitted

DEAN T. YAMAMOTO, ESQ.
YAMAMOTO & SETTLE
1100 Alakea Street, Suite 3100
Honolulu, HI 96813
Counsel for CASTLE & COOKE HOMES HAWAII, INC.,
CASTLE & COOKE RESORTS, LLC and
LANAI SUSTAINABILITY RESEARCH, LLC

1 Copy
Electronically Transmitted

SERVICE LIST
(Docket No. 2011-0206)

MICHAEL J. HOPPER, ESQ. DEPUTY CORPORATION COUNSEL DEPARTMENT OF THE CORPORATION COUNSEL COUNTY OF MAUI 200 S. High Street Wailuku, HI 96793 Counsel for the COUNTY OF MAUI	1 Copy Electronically Transmitted
CURTIS SEYMOUR SENIOR MANAGER, GOVERNMENT AFFAIRS SUN EDISON LLC 600 Clipper Drive Belmont, CA 94002	1 Copy Electronically Transmitted
MONA W. CLARK, ESQ. OFFICE OF THE COUNTY ATTORNEY COUNTY OF KAUAI 4444 Rice Street, Suite 200 Lihue, HI 96766-1300	1 Copy Electronically Transmitted
BRADLEY ALBERT PRESIDENT HAWAII PV COALITION P.O. Box 81501 Haiku, HI 96708	1 Copy Electronically Transmitted
HILTON H. UNEMORI ECM, INC. 130 N. Market Street Wailuku, HI 96793-1716 For SOUTH MAUI RENEWABLE RESOURCES, LLC	1 Copy Electronically Transmitted
SKY STANFIELD SHUTE, MIHALY & WEINBERGER LLP 396 Hayes Street San Francisco, CA 94102 For the INTERSTATE RENEWABLE ENERGY COUNCIL	1 Copy Electronically Transmitted
PETE COOPER SOLARCITY CORPORATION REGIONAL DIRECTOR, HAWAII 599 Kahelu Street Mililani, HI 96789	1 Copy Electronically Transmitted

SERVICE LIST
(Docket No. 2011-0206)

ALISON SILVERSTEIN
19213 Luedtke Lane
Pflugerville, TX 78660

1 Copy
Electronically Transmitted

BRENDAN KIRBY
12011 SW Pineapple Court
Palm City, FL 34990

1 Copy
Electronically Transmitted

Chun, Marisa

From: puc@hawaii.gov
Sent: Monday, September 26, 2022 8:05 AM
To: Chun, Marisa
Subject: Hawaii PUC eFiling Confirmation of Filing

[This email is coming from an EXTERNAL source. Please use caution when opening attachments or links in suspicious email.]

Your eFile document has been filed with the Hawaii Public Utilities commission on 2022 Sep 26 AM 08:01. The mere fact of filing shall not waive any failure to comply with Hawaii Administrative Rules Chapter 6-61, Rules of Practice and Procedure Before the Public Utilities Commission, or any other application requirements. Your confirmation number is MARI22080135204. If you have received this email in error please notify the Hawaii Public Utilities Commission by phone at 808 586-2020 or email at hawaii.puc@hawaii.gov.