



January 25, 2023

The Honorable Chair and Members
of the Hawai'i Public Utilities Commission
Kekuanao'a Building, First Floor
465 South King Street
Honolulu, Hawai'i 96813

Dear Commissioners:

Subject: Docket No. 2011-0206
Reliability Standards Working Group
Monthly Report

In accordance with Ordering Paragraph 3 of Order No. 30371, filed May 4, 2012 in the subject proceeding, enclosed as Exhibit A is Hawaiian Electric's¹ monthly report for December 2022 on: (1) system frequency control performance during month; (2) significant system events during month; and (3) curtailment of non-dispatchable renewable resources.

Any party to this proceeding may obtain an electronic copy of this report by emailing Michael Chu at michael.chu@hawaiianelectric.com.

Sincerely,

/s/ Kevin M. Katsura

Kevin M. Katsura
Director, Regulatory Non-Rate Proceedings

Enclosures

c: Service List

¹ Hawaiian Electric Company, Inc., Maui Electric Company, Limited, and Hawai'i Electric Light Company, Inc. are each doing business as "Hawaiian Electric" and have jointly registered "Hawaiian Electric" as a trade name with the State of Hawai'i Department of Commerce and Consumer Affairs, as evidenced by Certificate of Registration No. 4235929, dated December 20, 2019.

The Commission's Order No. 30371 (Docket No 2011-0206 – Relating To Various Matters in RSWG Process), filed May 4, 2012, ordered the following information for each island grid:

- (1) System frequency control performance during month:
 - a) Frequency duration plot based on the highest resolution SCADA data available for the month detailing how many seconds each power system operated at frequencies above 60 hertz and at frequencies below 60 Hz.
 - b) Tabulation of the number, magnitude and duration of frequency excursions (high and low) outside normal frequency control range (59.95 to 60.05 Hz).

The following provides information with respect to items 1a) through 1b) – (all statements are current as of the month ending December 31, 2022):

1a) Frequency duration plot based on the highest resolution SCADA data available for the month detailing how many seconds each power system operated at frequencies above 60 hertz and at frequencies below 60 Hz:

The frequency duration plots for Hawaiian Electric Company, Inc., Maui Electric Company, Limited (Maui Division) and Hawai'i Electric Light Company, Inc. based on two-second data are provided in Attachment 1, and the enclosed Excel files. Refer to the electronic files for the individual data points because the information is voluminous and does not translate well to a hard copy.

1b) Tabulation of the number, magnitude and duration of frequency excursions (high and low) outside normal frequency control range (59.95 to 60.05 Hz):

Tabulation of the number, magnitude and duration of frequency excursions outside of the frequency range of 59.95 Hz to 60.05 Hz for Hawaiian Electric Company, Inc., Maui Electric Company, Limited (Maui Division) and Hawai'i Electric Light Company, Inc are provided in Attachment 2, and the enclosed Excel files. Refer to the electronic files for the individual data points because the information is voluminous and does not translate well to a hard copy.

- (2) Significant system events during month:
 - a) Tabulation of contingency reserve activations including date and time, MW magnitude, duration, and triggering event.
 - b) Tabulation of under frequency load shed activations including date and time, triggering frequency, MW magnitude, duration, and triggering event.
 - c) Tabulation of demand response activations for system events, including date and time, MW magnitude, duration, and triggering event, (excluding demand response utilization for unit commitment deferral or system operations economics.)

The following provides information with respect to items 2a) through 2c) – (all statements are current as of the month ending December 31, 2022):

2a) Tabulation of contingency reserve activations including date and time, MW magnitude, duration, and triggering event:

Hawaiian Electric Company, Inc.'s contingency reserve activations are provided in Attachment 3. Maui Electric Company, Limited and Hawai'i Electric Light Company, Inc. do not operate with contingency reserve requirements.

2b) Tabulation of under frequency load shed activations including date and time, triggering frequency, MW magnitude, duration, and triggering event:

Hawai'i Electric Light Company, Inc.'s under frequency load shed activations are provided in Attachment 4. Hawaiian Electric Company, Inc. and Maui Electric Company, Limited did not have any under frequency load shed activations for the month of November.

2c) Tabulation of demand response activations for system events, including date and time, MW magnitude, duration, and triggering event, (excluding demand response utilization for unit commitment deferral or system operations economics.)

Hawaiian Electric Company, Inc.'s demand response activations for system events are provided in Attachment 5. Hawai'i Electric Light Company, Inc. currently does not have a demand response program. Maui Electric Company, Limited has implemented the Fast Demand Response pilot program on a limited basis. Hawai'i Electric Light Company, Inc. plans to use the findings of Maui Electric Company, Limited's pilot program to help in the evaluation and development of future demand response programs. Maui Electric Company, Limited executes a weekly testing protocol which measures customer participation. This program is not currently used in response to actual system events.

- (3) Curtailment of non-dispatchable renewable resources:
- (a) Tabulation of each curtailment event for each resource including the starting date and time, duration, megawatt hours curtailed, peak MW curtailed, and reason for curtailment.
 - (b) Total MWh of non-dispatchable renewable resources curtailed for the month.

The following provides information with respect to items 3a) through 3b) – (all statements are current as of the month ending December 31, 2022):

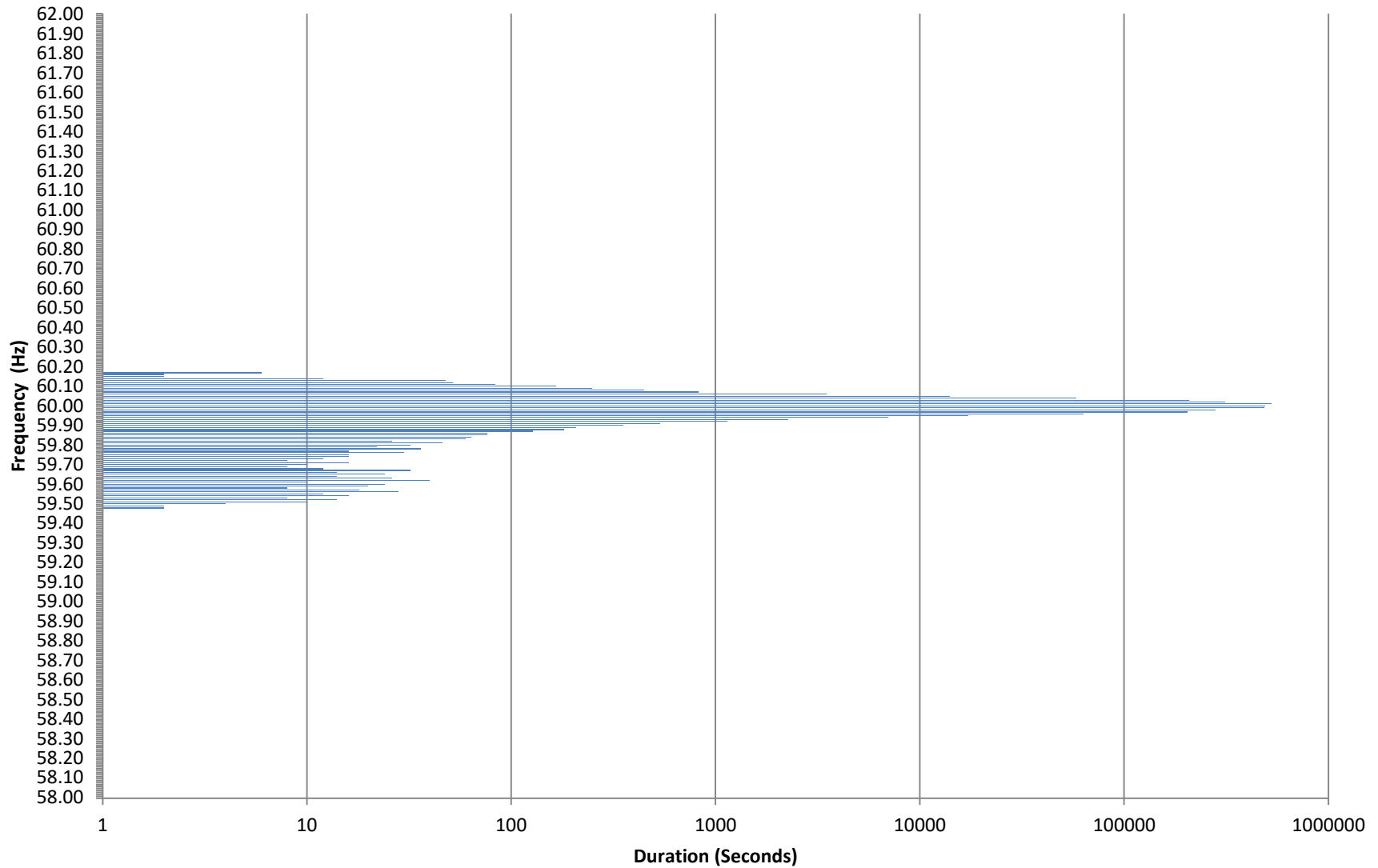
3a) Tabulation of each curtailment event for each resource including the starting date and time, duration, megawatt hours curtailed, peak MW curtailed, and reason for curtailment:

The tabulation of each curtailment event for each resource is provided in Attachment 6.

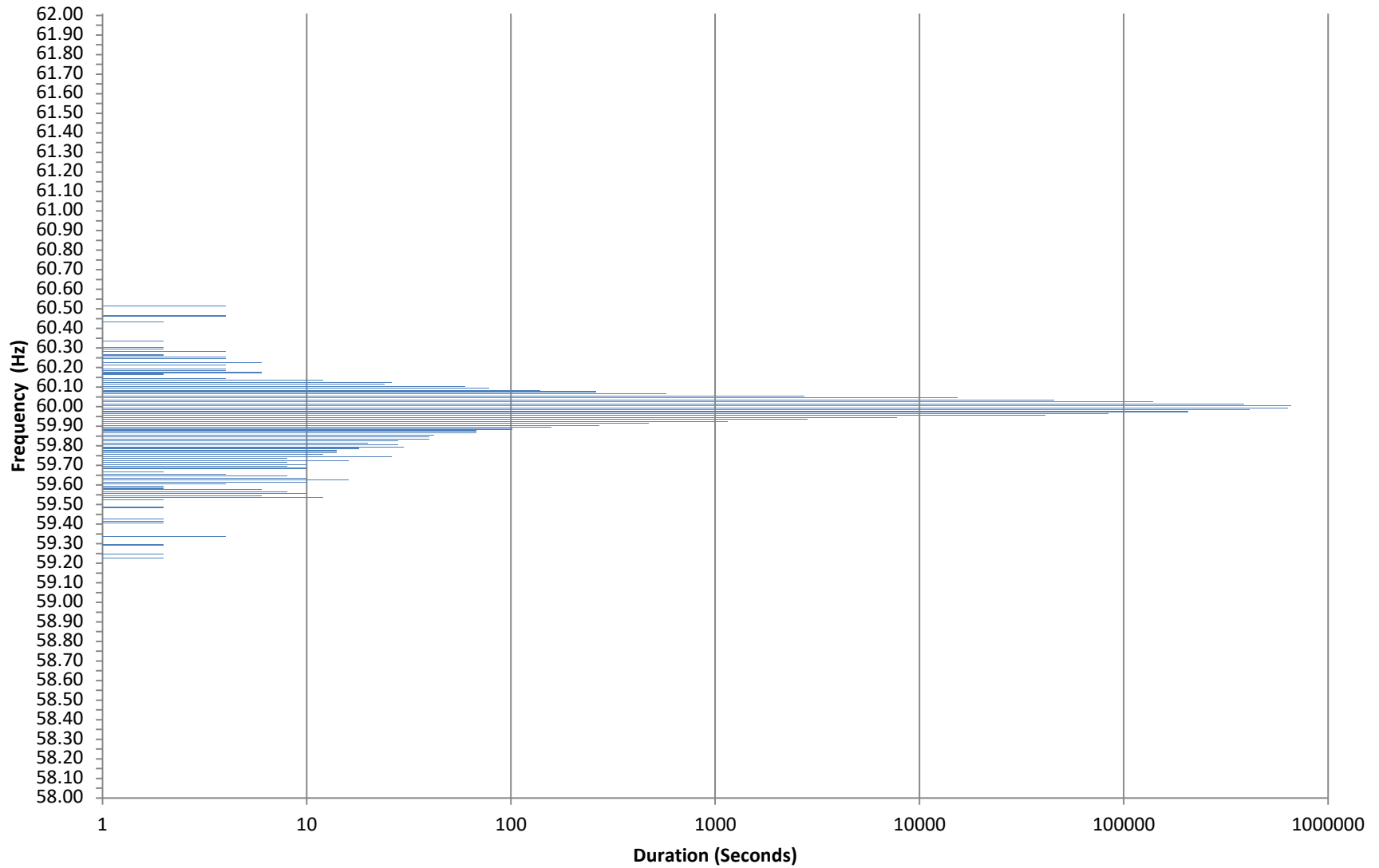
3b) Total MWh of non-dispatchable renewable resources curtailed for the month:

Curtailed MWh from non-dispatchable resources are difficult to determine due to the variability of the resource during curtailment periods. In some cases, the curtailed MWh estimates were provided by the IPPs under curtailment. The Company does not make any representations as to the accuracy of the curtailed MWh. The estimated MWh of non-dispatchable resources curtailed for the month are provided in Attachment 6, corresponding to each curtailment event.

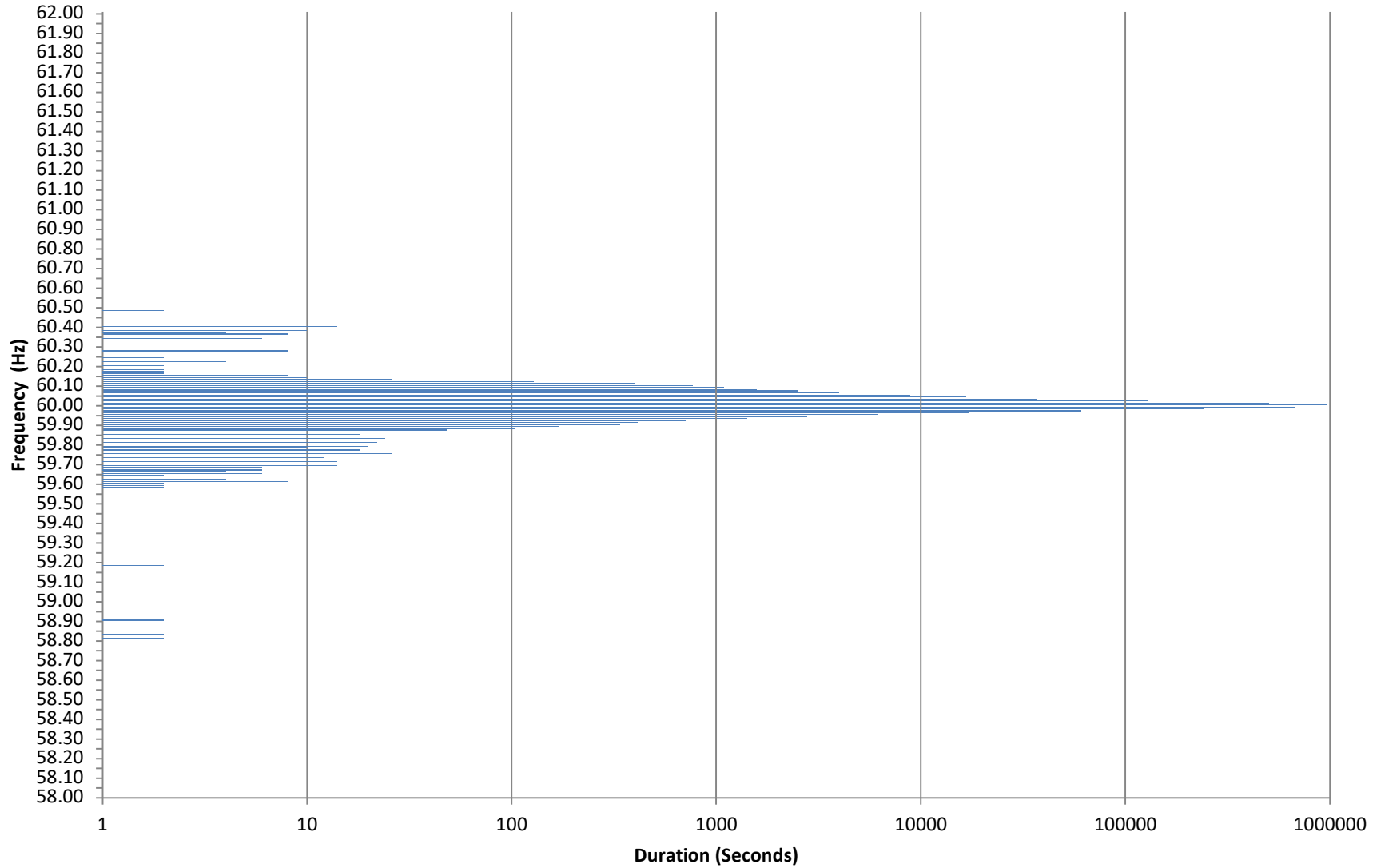
Frequency Distribution Plot - Hawaiian Electric December 2022



Frequency Distribution Plot - Hawai'i Island December 2022



Frequency Distribution Plot - Maui Electric December 2022



Hawaiian Electric Frequency Excursion Statistics December 2022		
Data Rounded to the nearest	<59.95 Hz	>60.05 Hz
Number of Excursions	2462	1340
Maximum Duration (sec)	792	336
Maximum Deviation (Hz)	59.481	60.174
Total Duration of Excursions (sec)	18172	8820

Hawai'i Island Frequency Excursion Statistics December 2022		
	<59.95 Hz	>60.05 Hz
Number of Excursions	5654	439
Maximum Duration (sec)	178	56
Maximum Deviation (Hz)	59.222	60.507
Total Duration of Excursions (sec)	33704	2082

Maui Electric Frequency Excursion Statistics December 2022		
	<59.95 Hz	>60.05 Hz
Number of Excursions	1272	1241
Maximum Duration (sec)	392	884
Maximum Deviation (Hz)	58.805	60.484
Total Duration of Excursions (sec)	8852	14098

**UNDERFREQUENCY LOADSHEDDING EVENTS
December 2022**

Event #	IR #	Island	Date & Time	Frequency (Hz)			Load Shed (MW)	Duration (HH:MM)	Description
				Prior to Event	Nadir	Levels UFLS Occurred			
1	756	MAUI	12/19/22 2:08 PM	59.63	58.79	59.5, 59.3, 59.0	16.2	00:18 to 1:22	During a period of high winds and rain, KWP1 and KWP2 tripped offline causing the system frequency to drop to 58.79Hz and triggered the UFLS scheme to operate.

HAWAIIAN ELECTRIC COMPANY, INC.
DEMAND RESPONSE EVENTS
December 2022

Event #	Date & Time	Frequency (Hz)			Load Shed (MW)	Duration (HH:MM)	Description
		Prior to Event	Nadir	Trigger			
1	12/19/2022 9:52	59.79	59.48	59.70	NA	0:10	Kawailoa Solar Makai, Kawailoa Wind Makai, and Mauka FIT ONE tripped offline while generating ~13 MW. RDLC/CIDLC activated.
2	12/23/2022 12:48	60.02	59.58	59.70	NA	0:02	KPLP CT2 tripped offline while generating ~54 MW. RDLC activated.

Hawaiian Electric Company, Inc. Curtailment Report December 2022

Start Date/Time	Curtailment Set Point	MW output prior to start of curtailment	End Date/Time	MW output after curtailment released	Estimated MWh of curtailed energy during event (1)	IPP/Facility	Reason for Curtailment
12/02/22 06:17	0.0	0.00	12/02/22 07:07	0	*	Kahuku WF	System Constraints
12/02/22 06:20	0.0	0.20	12/02/22 07:12	0	*	KWMakai	System Constraints
12/02/22 06:35	0.0	0.00	12/02/22 06:59	0	*	KSMakai	System Constraints
12/02/22 15:40	0.0	0.00	12/02/22 17:03	0	*	MFO	System Constraints
12/02/22 15:42	0.0	6.30	12/02/22 16:58	0	*	Kahuku WF	System Constraints
12/02/22 15:45	0.0	3.30	12/02/22 17:00	0	*	KSMakai	System Constraints
12/02/22 15:46	0.0	3.10	12/02/22 16:55	0	*	KWMakai	System Constraints
12/06/22 05:41	0.0	0.00	12/06/22 05:57	0	*	KREP	System Constraints
12/06/22 05:42	0.0	0.00	12/06/22 05:57	0	0.00	WestL	System Constraints
12/06/22 05:43	0.0	0.00	12/06/22 16:05	0	*	Aloha2	System Constraints
12/06/22 14:50	0.0	1.00	12/06/22 16:05	0	*	KREP	System Constraints
12/06/22 14:51	0.0	7.50	12/06/22 16:03	0	10.20	WestL	System Constraints
12/07/22 14:24	0.0	13.60	12/07/22 15:41	0	*	KSMakai	Oversupply
12/07/22 14:24	0.0	11.30	12/07/22 15:42	0	*	KSMauka	Oversupply
12/07/22 14:24	0.0	1.40	12/07/22 15:40	0	*	Aloha2	Oversupply
12/07/22 14:25	0.0	1.20	12/07/22 15:39	0	*	MFO	Oversupply
12/07/22 14:25	0.0	22.00	12/07/22 15:02	0	*	NPM	Oversupply
12/08/22 11:58	0.0	5.00	12/08/22 15:06	0	*	KSMakai	Oversupply
12/08/22 11:58	0.0	11.80	12/08/22 15:06	0	*	KSMauka	Oversupply
12/08/22 11:59	0.0	1.40	12/08/22 14:44	0	*	Aloha2	Oversupply
12/08/22 11:59	0.0	2.30	12/08/22 14:41	0	*	MFO	Oversupply
12/08/22 12:00	0.0	23.60	12/08/22 14:34	0	*	NPM	Oversupply
12/09/22 07:13	0.0	0.00	12/09/22 07:26	0	*	Waianae	System Constraints
12/09/22 15:23	0.0	22.30	12/09/22 16:24	0	*	Waianae	System Constraints
12/10/22 11:16	0.0	9.70	12/10/22 14:29	0	*	KSMakai	Oversupply
12/10/22 11:16	0.0	11.00	12/10/22 14:40	0	*	KSMauka	Oversupply
12/10/22 12:05	0.0	1.60	12/10/22 14:06	0	*	Aloha2	Oversupply
12/10/22 12:06	0.0	1.10	12/10/22 14:05	0	*	MFO	Oversupply
12/10/22 12:08	0.0	19.10	12/10/22 14:00	0	*	NPM	Oversupply
12/11/22 10:56	0.0	9.30	12/11/22 13:43	0	*	KSMakai	Oversupply
12/11/22 10:56	0.0	10.60	12/11/22 13:43	0	*	KSMauka	Oversupply
12/11/22 11:06	0.0	1.50	12/11/22 13:42	0	*	Aloha2	Oversupply
12/11/22 11:07	0.0	1.50	12/11/22 13:41	0	*	MFO	Oversupply
12/11/22 11:58	0.0	23.40	12/11/22 13:41	0	*	NPM	Oversupply
12/15/22 00:48	0.0	0.00	12/15/22 00:58	0	*	Waianae	System Constraints
12/15/22 02:58	0.0	0.00	12/15/22 03:59	0	*	Waianae	System Constraints
12/15/22 06:59	0.0	0.00	12/15/22 14:17	0	*	KWMauka	Facility Requested
12/16/22 06:49	0.0	1.10	12/16/22 07:03	0	*	KWMauka	Facility Requested
12/16/22 13:36	0.0	14.00	12/16/22 20:27	0	*	Waianae	System Constraints
12/16/22 13:39	0.0	2.50	12/16/22 15:03	0	*	Aloha1	System Constraints
12/16/22 18:57	0.0	0.00	12/16/22 20:25	0	*	Aloha1	System Constraints
12/16/22 19:52	0.0	0.00	12/17/22 01:57	0	*	WAIH N	System Constraints
12/16/22 19:53	0.0	0.00	12/17/22 01:58	0	*	WAIH S	System Constraints
12/17/22 01:29	0.0	0.00	12/17/22 01:56	0	*	KSMauka	System Constraints
12/17/22 01:29	0.0	0.00	12/17/22 01:53	0	*	KWMauka	System Constraints
12/17/22 07:31	0.0	0.50	12/17/22 08:55	0	*	KSMakai	System Constraints
12/17/22 07:32	0.0	0.70	12/17/22 16:49	0	*	KSMauka	System Constraints
12/17/22 07:36	0.0	0.00	12/17/22 09:04	0	*	MFO	System Constraints
12/17/22 07:43	0.0	0.00	12/17/22 08:57	0	*	Kahuku WF	System Constraints
12/17/22 07:46	0.0	0.00	12/17/22 09:01	0	*	KWMakai	System Constraints
12/17/22 07:46	0.0	0.00	12/17/22 16:45	0	*	KWMauka	System Constraints
12/17/22 15:24	0.0	14.10	12/17/22 16:48	0	*	KSMakai	System Constraints
12/17/22 15:31	0.0	0.00	12/17/22 16:37	0	*	Kahuku WF	System Constraints
12/17/22 15:36	0.0	0.00	12/17/22 16:39	0	*	KWMakai	System Constraints
12/17/22 15:45	0.0	0.50	12/17/22 16:50	0	*	MFO	System Constraints
12/20/22 01:10	0.0	20.60	12/20/22 02:05	0	*	Kahuku WF	System Constraints
12/20/22 01:13	0.0	0.00	12/20/22 02:12	0	*	MFO	System Constraints
12/20/22 01:16	0.0	12.60	12/20/22 02:07	0	*	KWMakai	System Constraints
12/20/22 01:18	0.0	0.00	12/20/22 02:01	0	*	KSMakai	System Constraints
12/20/22 05:21	0.0	14.10	12/20/22 06:42	0	*	KWMakai	System Constraints

Hawaiian Electric Company, Inc. Curtailment Report December 2022

Start Date/Time	Curtailment Set Point	MW output prior to start of curtailment	End Date/Time	MW output after curtailment released	Estimated MWh of curtailed energy during event (1)	IPP/Facility	Reason for Curtailment
12/20/22 05:22	0.0	0.00	12/20/22 06:47	0	*	KSMakai	System Constraints
12/20/22 06:47	0.0	0.00	12/20/22 14:08	0	*	KSMakai	Oversupply
12/20/22 11:01	0.0	6.30	12/20/22 15:48	0	*	KSMauka	Oversupply
12/20/22 11:34	0.0	1.50	12/20/22 15:26	0	*	Aloha2	Oversupply
12/20/22 11:36	0.0	0.00	12/20/22 15:18	0	*	MFO	Oversupply
12/20/22 11:38	0.0	18.20	12/20/22 15:24	0	*	NPM	Oversupply
12/20/22 14:08	0.0	0.00	12/20/22 15:13	0	*	KSMakai	System Constraints
12/20/22 14:47	0.0	9.60	12/20/22 15:15	0	*	Kahuku WF	System Constraints
12/20/22 14:50	0.0	7.60	12/20/22 15:17	0	*	KWMakai	System Constraints

Aloha1 = Aloha Solar Energy Fund I
Aloha2 = Aloha Solar Energy Fund II
KLS2 = Kalaeloa Solar Two
KREP = Kalaeloa Renewable Energy Partners
Kahuku WF = Kahuku Wind Power
Lani = Lanikuhana Solar
MFO = Mauka FIT One Solar
NPM = Na Pua Makani Power Partners
KSMakai = Kawaiiloa Solar Makai
KSMauka = Kawaiiloa Solar Mauka
KWMakai = Kawaiiloa Wind Makai
KWMauka = Kawaiiloa Wind Mauka
WAIH N = Waihonu North
WAIH S = Waihonu South
Waianaes = EE Waianaes Solar Project
Waipio PV = Waipio PV
WestL = West Loch PV

(1) The estimated MWh of energy curtailed during the event is supplied by IPP, and HECO does not make any representations as to its accuracy.
* Data has not been provided by IPP.

Hawai'i Electric Light Company Curtailment Report December 2022

Start Date/Time	MW output prior to start of curtailment	End Date/Time	MW output after curtailment released ¹	IPP	Reason for Curtailment
12/01/22 22:22	1.0 MW	12/02/22 07:33	0.1 MW	Hawi Renewable Dev	System Constraint
12/07/22 00:50	17.5 MW	12/07/22 04:45	16.8 MW	Pakini Nui	Oversupply
12/07/22 07:59	17.6 MW	12/07/22 14:04	15.7 MW	Pakini Nui	Facility Requested
12/07/22 18:30	15.0 MW	12/08/22 04:59	14.7 MW	Pakini Nui	Facility Requested
12/08/22 14:56	13.4 MW	12/09/22 06:11	13.2 MW	Pakini Nui	Facility Requested
12/09/22 07:18	16.5 MW	12/09/22 21:01	15.9 MW	Pakini Nui	Facility Requested
12/10/22 01:38	17.6 MW	12/10/22 05:16	14.7 MW	Pakini Nui	Oversupply
12/10/22 12:31	17.6 MW	12/10/22 18:51	17.5 MW	Pakini Nui	Facility Requested
12/11/22 01:55	17.5 MW	12/11/22 04:46	5.9 MW	Pakini Nui	Oversupply
12/14/22 11:25	0.8 MW	12/14/22 12:51	0.0 MW	TGUHI	Oversupply
12/14/22 11:27	0.1 MW	12/14/22 13:00	0.0 MW	West Hawaii Civic Center	Oversupply
12/14/22 11:29	15.0 MW	12/14/22 12:47	11.2 MW	Pakini Nui	Oversupply
12/19/22 11:28	10.2 MW	12/20/22 15:34	9.9 MW	Pakini Nui	Facility Requested
12/20/22 15:39	12.2 MW	12/20/22 19:13	12.2 MW	Pakini Nui	Facility Requested
12/20/22 23:28	13.3 MW	12/21/22 01:01	13.4 MW	Pakini Nui	Oversupply
12/25/22 12:32	0.6 MW	12/25/22 14:19	0.0 MW	TGUHI	Oversupply
12/28/22 12:17	4.5 MW	12/28/22 14:57	0.1 MW	Hawi Renewable Dev	System Constraint

¹ The MW output values are taken soon after curtailment is released by Hawai'i Electric Light and may not reflect their full output depending on ramp rate for the facility. The wind farms generally return immediately to full available levels, whereas PGV, Wailuku, and FIT Facilities may take longer to return to scheduled or full available output levels.



Maui Curtailment Report

December 2022

Start Date and Time	Duration (minutes)	IPP Curtailed	Estimated Curtailed MWH	Peak MW Curtailed	Reasons for Curtailment
12/1/2022 11:42	0:01	AWE	0.00167	0.10000	Oversupply
12/2/2022 2:24	0:01	KWPPII	0.00088	0.05289	Oversupply
12/2/2022 4:27	0:01	AWE	0.00167	0.10000	Oversupply
12/3/2022 2:30	0:05	AWE	0.04577	19.90000	Oversupply
12/3/2022 2:36	0:01	AWE	0.00013	18.50000	Oversupply
12/3/2022 2:51	0:20	KWPPII	0.57379	7.55851	Oversupply
12/3/2022 3:23	2:13	KWPPII	19.43611	17.82747	Oversupply
12/3/2022 8:15	0:02	SSA3	0.01391	0.79500	Oversupply
12/3/2022 8:17	0:02	SSA3	0.01391	0.66600	Oversupply
12/3/2022 8:21	0:01	BS250	Data is not available	Data is not available	Oversupply
12/3/2022 8:21	0:02	SSA3	0.01403	0.01200	Oversupply
12/3/2022 8:22	0:01	KWPPII	0.00341	1.93404	Oversupply
12/3/2022 8:23	0:02	SSA3	0.01414	0.12700	Oversupply
12/3/2022 8:25	0:02	SSA3	0.01403	0.39700	Oversupply
12/3/2022 8:26	0:01	BS250	Data is not available	Data is not available	Oversupply
12/3/2022 8:27	0:02	SSA3	0.01403	0.12600	Oversupply
12/3/2022 8:35	0:02	SSA3	-0.00179	1.05200	Oversupply
12/3/2022 8:39	0:02	SSA3	-0.00177	1.08700	Oversupply
12/3/2022 8:45	0:02	SSA3	0.00889	0.66200	Oversupply
12/3/2022 8:47	0:02	SSA3	0.00882	0.61500	Oversupply
12/3/2022 8:49	0:02	SSA3	0.00889	0.46600	Oversupply
12/3/2022 8:51	0:02	SSA3	0.00874	0.44500	Oversupply
12/3/2022 8:53	0:02	SSA3	0.00882	0.22200	Oversupply
12/3/2022 8:55	0:02	SSA3	0.00882	0.82400	Oversupply
12/3/2022 8:57	0:02	SSA3	0.00882	0.67000	Oversupply
12/3/2022 8:59	0:02	SSA3	0.00408	0.61500	Oversupply
12/3/2022 9:01	0:02	SSA3	0.01263	0.67500	Oversupply
12/3/2022 9:03	0:02	SSA3	0.01242	0.60900	Oversupply
12/3/2022 9:05	0:02	SSA3	0.01263	0.90000	Oversupply
12/3/2022 9:07	0:02	SSA3	0.01252	1.07100	Oversupply
12/3/2022 9:09	0:02	SSA3	0.01252	0.57700	Oversupply
12/3/2022 9:11	0:02	SSA3	0.01263	0.42200	Oversupply
12/3/2022 9:13	0:02	SSA3	0.01338	0.78000	Oversupply
12/3/2022 9:15	0:02	SSA3	0.02807	0.62600	Oversupply
12/3/2022 9:17	0:02	SSA3	0.02854	0.87200	Oversupply
12/3/2022 9:19	0:02	SSA3	0.02807	0.59600	Oversupply
12/3/2022 9:21	0:02	SSA3	0.02831	0.40000	Oversupply
12/3/2022 9:23	0:02	SSA3	0.02877	0.32300	Oversupply
12/3/2022 9:25	0:02	SSA3	0.02854	0.27900	Oversupply
12/3/2022 9:27	0:02	SSA3	0.02854	0.68900	Oversupply
12/3/2022 9:29	0:02	SSA3	-0.00099	0.76600	Oversupply
12/3/2022 9:31	0:02	SSA3	0.00102	0.66600	Oversupply
12/3/2022 9:33	0:02	SSA3	0.00102	1.58600	Oversupply
12/3/2022 9:54	0:02	SSA3	-0.00136	1.90900	Oversupply
12/3/2022 9:56	0:02	SSA3	-0.00136	1.59700	Oversupply
12/3/2022 10:58	0:02	SSA3	0.00694	2.31600	Oversupply
12/3/2022 11:00	0:02	SSA3	0.01548	2.17400	Oversupply
12/3/2022 11:02	0:02	SSA3	0.01573	1.45100	Oversupply
12/3/2022 11:04	0:02	SSA3	0.01560	2.10000	Oversupply
12/3/2022 11:06	0:02	SSA3	0.01573	1.33200	Oversupply
12/3/2022 11:08	0:02	SSA3	0.01548	1.58200	Oversupply
12/3/2022 11:10	0:02	SSA3	0.01560	2.27000	Oversupply
12/3/2022 11:14	0:02	SSA3	0.00238	2.34600	Oversupply
12/3/2022 11:47	0:02	SSA3	0.03261	2.00500	Oversupply
12/3/2022 11:49	0:02	SSA3	0.03288	1.65300	Oversupply
12/3/2022 11:51	0:02	SSA3	0.03261	1.97200	Oversupply
12/3/2022 11:53	0:02	SSA3	0.03261	1.24400	Oversupply
12/3/2022 11:55	0:02	SSA3	0.03261	1.36800	Oversupply
12/3/2022 11:57	0:02	SSA3	0.03261	0.81200	Oversupply
12/3/2022 11:59	0:02	SSA3	0.02181	1.56900	Oversupply
12/3/2022 12:01	0:02	SSA3	0.01809	1.90400	Oversupply
12/3/2022 12:05	0:02	SSA3	0.01824	2.39500	Oversupply
12/3/2022 12:07	0:02	SSA3	0.01809	2.00800	Oversupply
12/3/2022 12:09	0:02	SSA3	0.01824	1.75600	Oversupply
12/3/2022 12:11	0:02	SSA3	0.01809	1.98500	Oversupply
12/3/2022 12:13	0:02	SSA3	0.02117	2.12900	Oversupply
12/3/2022 13:06	0:01	KWPPII	0.00028	0.01697	Oversupply
12/4/2022 9:01	0:02	SSA3	-0.00121	1.40600	Oversupply
12/4/2022 9:07	0:02	SSA3	-0.00122	1.50300	Oversupply
12/4/2022 9:09	0:02	SSA3	-0.00122	1.17600	Oversupply
12/4/2022 12:25	0:02	SSA3	0.00538	2.54900	Oversupply
12/4/2022 12:27	0:02	SSA3	0.00529	2.11900	Oversupply
12/5/2022 6:53	10:50	SSA3	16.32358	0.00000	Oversupply
12/6/2022 6:53	3:56	SSA3	2.63605	0.00000	Oversupply
12/6/2022 10:49	0:02	SSA3	0.05491	0.00000	Oversupply



Maui Curtailment Report

December 2022

Start Date and Time	Duration (minutes)	IPP Curtailed	Estimated Curtailed MWH	Peak MW Curtailed	Reasons for Curtailment
12/6/2022 11:22	0:02	SSA3	0.01464	1.36600	Oversupply
12/6/2022 11:26	0:02	SSA3	0.01428	2.09900	Oversupply
12/6/2022 11:28	0:02	SSA3	0.01549	0.73100	Oversupply
12/6/2022 11:29	0:03	BS250	Data is not available	Data is not available	Oversupply
12/6/2022 11:30	0:02	SSA3	0.04567	-0.00100	Oversupply
12/6/2022 11:32	0:02	SSA3	0.04567	0.07100	Oversupply
12/6/2022 11:34	0:02	SSA3	0.04605	0.49100	Oversupply
12/6/2022 11:36	0:02	SSA3	0.04567	0.14600	Oversupply
12/6/2022 11:38	0:02	SSA3	0.04567	0.06800	Oversupply
12/6/2022 11:40	0:02	SSA3	0.04643	1.20000	Oversupply
12/6/2022 11:42	0:02	SSA3	0.04605	1.32300	Oversupply
12/6/2022 11:44	0:02	SSA3	0.04172	0.81600	Oversupply
12/6/2022 11:46	0:02	SSA3	0.05515	0.89800	Oversupply
12/6/2022 11:48	0:02	SSA3	0.05470	0.90500	Oversupply
12/6/2022 11:50	0:03	BS250	Data is not available	Data is not available	Oversupply
12/6/2022 11:50	0:04	SSA3	0.10941	0.01700	Oversupply
12/6/2022 11:51	0:01	KWP2	0.00746	3.38706	Oversupply
12/6/2022 11:54	0:02	SSA3	0.05470	0.29400	Oversupply
12/6/2022 11:56	0:02	SSA3	0.05470	0.64200	Oversupply
12/6/2022 11:58	0:02	SSA3	0.04921	1.41600	Oversupply
12/6/2022 12:00	0:02	SSA3	0.01744	1.95500	Oversupply
12/6/2022 12:02	0:02	SSA3	0.01729	0.48600	Oversupply
12/6/2022 12:04	0:02	SSA3	0.01715	1.09100	Oversupply
12/6/2022 12:06	0:02	SSA3	0.01787	1.50700	Oversupply
12/6/2022 14:50	0:01	KWP2	0.00008	0.00499	Oversupply
12/7/2022 2:01	0:01	KWP2	0.00846	9.34585	Oversupply
12/7/2022 2:12	0:01	KWP2	0.00197	12.97541	Oversupply
12/7/2022 2:14	0:07	KWP2	0.12465	15.13699	Oversupply
12/7/2022 2:22	0:07	KWP2	0.32632	16.41836	Oversupply
12/7/2022 2:30	0:04	KWP2	0.15638	15.36751	Oversupply
12/7/2022 2:36	0:07	KWP2	0.25369	15.85352	System Constraint
12/7/2022 2:45	4:20	KWP2	68.87419	21.04488	System Constraint
12/7/2022 2:46	2:44	AWE	14.60944	21.00000	System Constraint
12/7/2022 5:31	0:02	AWE	0.00333	18.10000	System Constraint
12/7/2022 8:07	7:21	KWP2	446.27383	20.99997	System Constraint
12/7/2022 9:56	3:51	AWE	51.34935	21.00000	System Constraint
12/7/2022 9:58	7:43	SSA3	11.41459	1.25800	Oversupply
12/7/2022 22:38	6:59	AWE	80.24308	21.00000	System Constraint
12/8/2022 6:46	9:30	SSA3	14.03843	0.00000	Oversupply
12/8/2022 9:46	5:16	AWE	73.98156	21.00000	System Constraint
12/9/2022 0:11	5:41	KWP2	73.96459	21.02392	Oversupply
12/9/2022 2:08	0:01	AWE	0.00110	21.00000	Oversupply
12/9/2022 2:17	0:07	AWE	0.01924	21.00000	Oversupply
12/9/2022 2:27	0:12	AWE	0.08539	21.00000	Oversupply
12/9/2022 2:50	0:02	AWE	0.01344	21.00000	Oversupply
12/9/2022 3:08	0:01	AWE	0.00257	21.00000	Oversupply
12/9/2022 5:53	0:01	KWP2	0.00295	16.44331	Oversupply
12/9/2022 5:57	0:02	KWP2	0.00918	17.97218	Oversupply
12/9/2022 8:09	0:02	17-2	0.00428	0.15300	Oversupply
12/9/2022 8:09	0:02	SSA3	0.01049	0.47700	Oversupply
12/9/2022 8:15	0:07	17-2	0.00662	0.08800	Oversupply
12/9/2022 8:17	0:02	SSA3	0.01448	0.58100	Oversupply
12/9/2022 8:19	0:02	SSA3	0.01424	0.38500	Oversupply
12/9/2022 8:23	0:02	SSA3	0.01436	0.57000	Oversupply
12/9/2022 8:24	7:44	17-2	3.82618	0.75000	Oversupply
12/9/2022 8:25	0:02	SSA3	0.01424	0.33700	Oversupply
12/9/2022 8:27	0:02	SSA3	0.01424	0.13500	Oversupply
12/9/2022 8:29	0:02	SSA3	0.01685	0.01800	Oversupply
12/9/2022 8:31	0:01	KWP2	0.00448	20.98101	Oversupply
12/9/2022 8:31	0:02	SSA3	0.01735	0.04100	Oversupply
12/9/2022 8:33	0:02	SSA3	0.01735	0.06500	Oversupply
12/9/2022 8:35	0:02	SSA3	0.01749	0.29400	Oversupply
12/9/2022 8:37	0:02	SSA3	0.01735	0.04800	Oversupply
12/9/2022 8:39	0:02	SSA3	0.01720	0.66400	Oversupply
12/9/2022 8:41	0:02	SSA3	0.01720	0.57600	Oversupply
12/9/2022 8:43	0:02	SSA3	0.01487	0.46800	Oversupply
12/9/2022 8:45	0:02	SSA3	0.02376	0.67400	Oversupply
12/9/2022 8:47	0:02	SSA3	0.02396	0.35400	Oversupply
12/9/2022 8:50	0:02	SSA3	0.02416	0.81800	Oversupply
12/9/2022 8:52	0:02	SSA3	0.02376	0.85100	Oversupply
12/9/2022 8:54	0:02	SSA3	0.02376	0.85400	Oversupply
12/9/2022 8:56	0:02	SSA3	0.02396	0.38300	Oversupply
12/9/2022 8:58	0:02	SSA3	0.02432	0.26300	Oversupply
12/9/2022 9:00	0:01	KWP2	0.00052	13.41951	Oversupply
12/9/2022 9:00	0:02	SSA3	0.03999	0.13300	Oversupply



Maui Curtailment Report

December 2022

Start Date and Time	Duration (minutes)	IPP Curtailed	Estimated Curtailed MWH	Peak MW Curtailed	Reasons for Curtailment
12/9/2022 9:02	0:02	SSA3	0.04066	0.42100	Oversupply
12/9/2022 9:04	0:02	SSA3	0.04032	0.25200	Oversupply
12/9/2022 9:06	0:02	SSA3	0.03999	0.23500	Oversupply
12/9/2022 9:08	0:02	BS250	Data is not available	Data is not available	Oversupply
12/9/2022 9:08	0:03	KWP2	0.02518	13.42150	Oversupply
12/9/2022 9:08	0:02	SSA3	0.04066	0.00300	Oversupply
12/9/2022 9:10	0:02	SSA3	0.04032	0.15600	Oversupply
12/9/2022 9:11	6:38	BS250	Data is not available	Data is not available	Oversupply
12/9/2022 9:12	1:09	KWP2	12.06786	21.03590	Oversupply
12/9/2022 9:12	1:09	SSA3	1.81344	0.02900	Oversupply
12/9/2022 10:20	5:29	SSA3	11.18829	0.12800	Oversupply
12/9/2022 10:22	5:28	KWP2	85.06356	21.04588	Oversupply
12/9/2022 10:23	0:10	AWE	0.12470	21.00000	Oversupply
12/9/2022 10:34	0:17	AWE	0.71299	21.00000	Oversupply
12/9/2022 10:59	0:01	AWE	0.00341	21.00000	Oversupply
12/9/2022 11:10	2:54	AWE	37.51416	21.00000	Oversupply
12/9/2022 12:04	0:03	5A	Data is not available	Data is not available	Oversupply
12/9/2022 12:04	0:03	MS	Data is not available	Data is not available	Oversupply
12/9/2022 14:07	0:12	AWE	0.51672	21.00000	Oversupply
12/9/2022 14:27	0:01	AWE	0.00291	21.00000	Oversupply
12/9/2022 15:50	0:02	SSA3	0.02751	0.02700	Oversupply
12/9/2022 15:51	0:02	BS250	Data is not available	Data is not available	Oversupply
12/9/2022 15:51	0:01	KWP2	0.00461	20.84329	Oversupply
12/9/2022 15:52	0:02	SSA3	0.02729	0.05300	Oversupply
12/9/2022 15:54	0:02	SSA3	0.02751	0.02400	Oversupply
12/9/2022 15:56	0:02	SSA3	0.02729	0.10300	Oversupply
12/9/2022 15:58	0:02	SSA3	0.02663	0.63200	Oversupply
12/9/2022 16:00	0:02	SSA3	0.00993	0.67800	Oversupply
12/9/2022 16:02	0:02	SSA3	0.00993	0.60900	Oversupply
12/9/2022 16:04	0:02	SSA3	0.01001	0.63500	Oversupply
12/9/2022 22:33	0:10	KWP2	0.10430	20.78441	Oversupply
12/9/2022 22:48	0:01	KWP2	0.00324	20.78641	Oversupply
12/9/2022 22:50	0:08	KWP2	0.20668	20.78641	Oversupply
12/9/2022 23:05	0:03	KWP2	0.00714	20.78741	Oversupply
12/9/2022 23:17	0:01	KWP2	0.00187	20.78741	Oversupply
12/9/2022 23:19	7:36	KWP2	102.44214	20.80138	Oversupply
12/10/2022 1:52	0:01	AWE	0.00074	21.00000	Oversupply
12/10/2022 1:54	0:12	AWE	0.05721	21.00000	Oversupply
12/10/2022 2:08	0:01	AWE	0.00107	21.00000	Oversupply
12/10/2022 2:10	1:56	AWE	3.59338	21.00000	Oversupply
12/10/2022 4:09	0:01	AWE	0.00007	21.00000	Oversupply
12/10/2022 4:16	0:01	AWE	0.00057	21.00000	Oversupply
12/10/2022 6:46	0:08	BS250	Data is not available	Data is not available	Oversupply
12/10/2022 6:55	0:06	BS250	Data is not available	Data is not available	Oversupply
12/10/2022 6:56	0:05	KWP2	0.04346	20.79040	Oversupply
12/10/2022 7:02	0:01	BS250	Data is not available	Data is not available	Oversupply
12/10/2022 7:19	0:01	BS250	Data is not available	Data is not available	Oversupply
12/10/2022 7:21	0:20	BS250	Data is not available	Data is not available	Oversupply
12/10/2022 7:22	0:20	SSA3	0.05882	0.03100	Oversupply
12/10/2022 7:23	8:28	KWP2	130.27068	20.81236	Oversupply
12/10/2022 7:42	8:09	BS250	Data is not available	Data is not available	Oversupply
12/10/2022 7:42	8:09	SSA3	14.85388	0.00100	Oversupply
12/10/2022 9:51	0:01	AWE	0.00057	21.00000	Oversupply
12/10/2022 10:01	4:58	AWE	75.46554	21.00000	Oversupply
12/10/2022 11:42	0:04	5A	Data is not available	Data is not available	Oversupply
12/10/2022 11:42	0:04	MS	Data is not available	Data is not available	Oversupply
12/10/2022 11:47	0:10	5A	Data is not available	Data is not available	Oversupply
12/10/2022 11:47	0:10	MS	Data is not available	Data is not available	Oversupply
12/10/2022 11:58	0:05	5A	Data is not available	Data is not available	Oversupply
12/10/2022 11:58	0:05	MS	Data is not available	Data is not available	Oversupply
12/10/2022 11:58	0:01	KWP	0.00267	25.20000	Oversupply
12/10/2022 12:04	0:01	5A	Data is not available	Data is not available	Oversupply
12/10/2022 12:04	0:01	MS	Data is not available	Data is not available	Oversupply
12/10/2022 12:06	0:02	5A	Data is not available	Data is not available	Oversupply
12/10/2022 12:06	0:02	MS	Data is not available	Data is not available	Oversupply
12/10/2022 12:09	0:03	5A	Data is not available	Data is not available	Oversupply
12/10/2022 12:09	0:03	MS	Data is not available	Data is not available	Oversupply
12/10/2022 12:13	0:03	5A	Data is not available	Data is not available	Oversupply
12/10/2022 12:13	0:03	MS	Data is not available	Data is not available	Oversupply
12/10/2022 12:17	0:06	5A	Data is not available	Data is not available	Oversupply
12/10/2022 12:17	0:06	MS	Data is not available	Data is not available	Oversupply
12/10/2022 12:24	0:03	5A	Data is not available	Data is not available	Oversupply
12/10/2022 12:24	0:03	MS	Data is not available	Data is not available	Oversupply
12/10/2022 12:24	0:03	MS	Data is not available	Data is not available	Oversupply
12/10/2022 12:28	0:02	5A	Data is not available	Data is not available	Oversupply
12/10/2022 12:28	0:02	MS	Data is not available	Data is not available	Oversupply



Maui Curtailment Report

December 2022

Start Date and Time	Duration (minutes)	IPP Curtailed	Estimated Curtailed MWH	Peak MW Curtailed	Reasons for Curtailment
12/10/2022 12:31	0:03	5A	Data is not available	Data is not available	Oversupply
12/10/2022 12:31	0:03	MS	Data is not available	Data is not available	Oversupply
12/10/2022 12:35	0:03	5A	Data is not available	Data is not available	Oversupply
12/10/2022 12:35	0:03	MS	Data is not available	Data is not available	Oversupply
12/10/2022 12:35	0:01	KWP	0.00267	23.12000	Oversupply
12/10/2022 12:39	0:01	5A	Data is not available	Data is not available	Oversupply
12/10/2022 12:39	0:01	MS	Data is not available	Data is not available	Oversupply
12/10/2022 12:41	0:03	5A	Data is not available	Data is not available	Oversupply
12/10/2022 12:41	0:03	MS	Data is not available	Data is not available	Oversupply
12/10/2022 12:45	0:01	5A	Data is not available	Data is not available	Oversupply
12/10/2022 12:45	0:01	MS	Data is not available	Data is not available	Oversupply
12/10/2022 12:47	0:02	5A	Data is not available	Data is not available	Oversupply
12/10/2022 12:47	0:02	MS	Data is not available	Data is not available	Oversupply
12/10/2022 12:50	0:02	5A	Data is not available	Data is not available	Oversupply
12/10/2022 12:50	0:02	MS	Data is not available	Data is not available	Oversupply
12/10/2022 12:53	0:08	5A	Data is not available	Data is not available	Oversupply
12/10/2022 12:53	0:08	MS	Data is not available	Data is not available	Oversupply
12/10/2022 13:00	0:01	KWP	0.00267	24.24000	Oversupply
12/10/2022 13:03	0:05	5A	Data is not available	Data is not available	Oversupply
12/10/2022 13:03	0:05	MS	Data is not available	Data is not available	Oversupply
12/10/2022 13:09	0:09	5A	Data is not available	Data is not available	Oversupply
12/10/2022 13:09	0:09	MS	Data is not available	Data is not available	Oversupply
12/10/2022 13:10	0:01	KWP	0.00530	25.20000	Oversupply
12/10/2022 13:14	0:01	KWP	0.00267	25.04000	Oversupply
12/10/2022 13:19	0:01	5A	Data is not available	Data is not available	Oversupply
12/10/2022 13:19	0:01	MS	Data is not available	Data is not available	Oversupply
12/10/2022 13:19	0:01	KWP	0.00214	25.20000	Oversupply
12/10/2022 13:21	0:01	5A	Data is not available	Data is not available	Oversupply
12/10/2022 13:21	0:01	MS	Data is not available	Data is not available	Oversupply
12/10/2022 13:24	0:06	5A	Data is not available	Data is not available	Oversupply
12/10/2022 13:24	0:06	MS	Data is not available	Data is not available	Oversupply
12/10/2022 13:31	0:02	5A	Data is not available	Data is not available	Oversupply
12/10/2022 13:31	0:02	MS	Data is not available	Data is not available	Oversupply
12/10/2022 13:32	0:01	KWP	0.00267	28.24000	Oversupply
12/10/2022 13:34	0:01	5A	Data is not available	Data is not available	Oversupply
12/10/2022 13:34	0:01	MS	Data is not available	Data is not available	Oversupply
12/10/2022 13:36	0:03	5A	Data is not available	Data is not available	Oversupply
12/10/2022 13:36	0:03	MS	Data is not available	Data is not available	Oversupply
12/10/2022 13:40	0:05	5A	Data is not available	Data is not available	Oversupply
12/10/2022 13:40	0:05	MS	Data is not available	Data is not available	Oversupply
12/10/2022 15:51	0:02	SSA3	0.02280	0.10000	Oversupply
12/10/2022 15:53	0:02	SSA3	0.02318	0.44000	Oversupply
12/10/2022 15:56	0:02	SSA3	0.02299	1.00900	Oversupply
12/10/2022 15:58	0:02	SSA3	0.02257	1.05400	Oversupply
12/10/2022 16:02	0:02	SSA3	0.00444	0.56400	Oversupply
12/10/2022 16:04	0:02	SSA3	0.00444	0.86200	Oversupply
12/10/2022 16:06	0:02	SSA3	0.00444	0.88800	Oversupply
12/10/2022 22:29	0:01	KWP	0.01159	19.29347	Oversupply
12/10/2022 23:01	8:26	KWP	104.50865	20.85028	Oversupply
12/11/2022 1:40	0:04	AWE	0.04655	20.70000	Oversupply
12/11/2022 1:45	0:02	AWE	0.00840	20.50000	Oversupply
12/11/2022 1:48	0:08	AWE	0.06067	20.40000	Oversupply
12/11/2022 2:03	0:02	AWE	0.01415	19.80000	Oversupply
12/11/2022 2:15	0:49	AWE	0.79500	20.60000	Oversupply
12/11/2022 3:05	1:14	AWE	1.59830	20.70000	Oversupply
12/11/2022 6:46	0:41	BS250	Data is not available	Data is not available	Oversupply
12/11/2022 7:10	0:16	SSA3	0.00570	0.00800	Oversupply
12/11/2022 7:26	0:02	SSA3	0.00067	0.08900	Oversupply
12/11/2022 8:08	7:36	SSA3	12.25349	0.11900	Oversupply
12/11/2022 8:09	7:36	BS250	Data is not available	Data is not available	Oversupply
12/11/2022 8:10	0:03	KWP	0.05216	20.78841	Oversupply
12/11/2022 8:14	7:31	KWP	114.32423	20.82034	Oversupply
12/11/2022 10:15	3:53	AWE	43.83525	20.80000	Oversupply
12/11/2022 11:40	0:03	5A	Data is not available	Data is not available	Oversupply
12/11/2022 11:40	0:03	MS	Data is not available	Data is not available	Oversupply
12/11/2022 11:44	0:05	5A	Data is not available	Data is not available	Oversupply
12/11/2022 11:44	0:05	MS	Data is not available	Data is not available	Oversupply
12/11/2022 11:44	0:01	KWP	0.00267	28.72000	Oversupply
12/11/2022 11:47	0:01	KWP	0.00081	27.92000	Oversupply
12/11/2022 11:49	0:01	KWP	0.00267	27.60000	Oversupply
12/11/2022 11:50	0:10	5A	Data is not available	Data is not available	Oversupply
12/11/2022 11:50	0:10	MS	Data is not available	Data is not available	Oversupply
12/11/2022 11:51	0:01	KWP	0.00030	27.44000	Oversupply
12/11/2022 12:01	0:01	5A	Data is not available	Data is not available	Oversupply
12/11/2022 12:01	0:01	MS	Data is not available	Data is not available	Oversupply



Maui Curtailment Report

December 2022

Start Date and Time	Duration (minutes)	IPP Curtailed	Estimated Curtailed MWH	Peak MW Curtailed	Reasons for Curtailment
12/11/2022 12:03	0:06	5A	Data is not available	Data is not available	Oversupply
12/11/2022 12:03	0:06	MS	Data is not available	Data is not available	Oversupply
12/11/2022 12:12	0:01	5A	Data is not available	Data is not available	Oversupply
12/11/2022 12:12	0:01	MS	Data is not available	Data is not available	Oversupply
12/11/2022 12:14	0:03	5A	Data is not available	Data is not available	Oversupply
12/11/2022 12:14	0:03	MS	Data is not available	Data is not available	Oversupply
12/11/2022 12:18	0:01	5A	Data is not available	Data is not available	Oversupply
12/11/2022 12:18	0:01	MS	Data is not available	Data is not available	Oversupply
12/11/2022 12:20	0:03	5A	Data is not available	Data is not available	Oversupply
12/11/2022 12:20	0:03	MS	Data is not available	Data is not available	Oversupply
12/11/2022 12:24	0:06	5A	Data is not available	Data is not available	Oversupply
12/11/2022 12:24	0:06	MS	Data is not available	Data is not available	Oversupply
12/11/2022 12:31	0:03	5A	Data is not available	Data is not available	Oversupply
12/11/2022 12:31	0:03	MS	Data is not available	Data is not available	Oversupply
12/11/2022 12:35	0:06	5A	Data is not available	Data is not available	Oversupply
12/11/2022 12:35	0:06	MS	Data is not available	Data is not available	Oversupply
12/11/2022 12:42	0:01	5A	Data is not available	Data is not available	Oversupply
12/11/2022 12:42	0:01	MS	Data is not available	Data is not available	Oversupply
12/11/2022 12:44	0:03	5A	Data is not available	Data is not available	Oversupply
12/11/2022 12:44	0:03	MS	Data is not available	Data is not available	Oversupply
12/11/2022 12:45	0:01	KWVP	0.00081	27.28000	Oversupply
12/11/2022 12:48	0:02	5A	Data is not available	Data is not available	Oversupply
12/11/2022 12:48	0:02	MS	Data is not available	Data is not available	Oversupply
12/11/2022 12:52	0:02	5A	Data is not available	Data is not available	Oversupply
12/11/2022 12:52	0:02	MS	Data is not available	Data is not available	Oversupply
12/11/2022 13:01	0:01	5A	Data is not available	Data is not available	Oversupply
12/11/2022 13:01	0:01	MS	Data is not available	Data is not available	Oversupply
12/11/2022 14:10	0:07	AWE	0.15488	12.30000	Oversupply
12/11/2022 14:19	0:01	AWE	0.00213	12.60000	Oversupply
12/11/2022 15:44	0:02	SSA3	0.02095	0.22600	Oversupply
12/11/2022 15:46	0:02	SSA3	0.01285	0.51100	Oversupply
12/11/2022 15:48	0:02	SSA3	0.01275	0.75100	Oversupply
12/11/2022 15:50	0:02	SSA3	0.01285	0.39700	Oversupply
12/11/2022 15:52	0:02	SSA3	0.01275	0.47800	Oversupply
12/11/2022 15:54	0:02	SSA3	0.01285	0.42700	Oversupply
12/11/2022 15:56	0:02	SSA3	0.01275	0.61200	Oversupply
12/11/2022 23:23	0:01	KWPPI	0.00214	20.74549	Oversupply
12/11/2022 23:25	0:14	KWPPI	0.42991	20.76446	Oversupply
12/11/2022 23:41	6:08	KWPPI	56.73858	20.77743	Oversupply
12/12/2022 5:50	0:12	KWPPI	0.34277	20.74649	Oversupply
12/12/2022 9:36	0:02	SSA3	-0.00024	1.52900	Oversupply
12/12/2022 9:42	0:02	SSA3	-0.00023	1.51700	Oversupply
12/12/2022 9:44	0:02	SSA3	0.00075	1.60500	Oversupply
12/12/2022 9:49	4:44	KWPPI	73.96684	20.77144	Oversupply
12/12/2022 9:54	0:02	SSA3	0.00757	1.87200	Oversupply
12/12/2022 9:56	0:02	SSA3	0.00757	1.06200	Oversupply
12/12/2022 9:58	0:02	SSA3	0.02231	0.93500	Oversupply
12/12/2022 10:00	0:02	SSA3	0.05826	0.37000	Oversupply
12/12/2022 10:02	4:31	BS250	Data is not available	Data is not available	Oversupply
12/12/2022 10:02	4:31	SSA3	8.72025	0.02000	Oversupply
12/12/2022 11:16	0:14	AWE	0.42865	20.60000	Oversupply
12/12/2022 11:37	0:01	AWE	0.00681	19.60000	Oversupply
12/12/2022 11:39	0:30	AWE	1.78116	20.00000	Oversupply
12/12/2022 12:10	0:50	AWE	1.90583	20.70000	Oversupply
12/12/2022 13:01	0:05	AWE	0.06074	20.30000	Oversupply
12/12/2022 13:14	0:02	AWE	0.01974	18.70000	Oversupply
12/12/2022 13:27	0:02	AWE	0.02780	19.10000	Oversupply
12/12/2022 13:31	0:03	AWE	0.01223	18.00000	Oversupply
12/12/2022 13:43	0:02	AWE	0.01984	19.10000	Oversupply
12/12/2022 14:33	0:02	SSA3	0.01654	0.00700	Oversupply
12/12/2022 14:35	0:02	SSA3	0.01641	0.76500	Oversupply
12/12/2022 14:37	0:02	SSA3	0.01654	1.18800	Oversupply
12/12/2022 14:41	0:02	SSA3	0.01654	0.50500	Oversupply
12/12/2022 14:43	0:02	SSA3	0.01846	0.53400	Oversupply
12/12/2022 14:45	0:02	SSA3	0.02101	0.02600	Oversupply
12/12/2022 14:46	0:01	BS250	Data is not available	Data is not available	Oversupply
12/12/2022 14:46	0:01	KWPPI	0.00178	20.68262	Oversupply
12/12/2022 14:47	0:02	SSA3	0.02084	0.00900	Oversupply
12/12/2022 14:48	0:02	BS250	Data is not available	Data is not available	Oversupply
12/12/2022 14:49	0:02	KWPPI	0.02238	20.74450	Oversupply
12/12/2022 14:49	0:02	SSA3	0.02067	0.03300	Oversupply
12/12/2022 14:51	0:02	SSA3	0.02084	0.79200	Oversupply
12/12/2022 14:53	0:02	SSA3	0.02084	0.55200	Oversupply
12/12/2022 14:55	0:05	BS250	Data is not available	Data is not available	Oversupply
12/12/2022 14:55	0:06	SSA3	0.05568	0.00700	Oversupply



Maui Curtailment Report

December 2022

Start Date and Time	Duration (minutes)	IPP Curtailed	Estimated Curtailed MWH	Peak MW Curtailed	Reasons for Curtailment
12/12/2022 14:56	0:05	KWP/II	0.06350	20.74549	Oversupply
12/12/2022 15:01	0:08	SSA3	0.07694	0.02500	Oversupply
12/12/2022 15:02	0:07	BS250	Data is not available	Data is not available	Oversupply
12/12/2022 15:02	0:08	KWP/II	0.25972	20.74350	Oversupply
12/12/2022 15:09	0:02	SSA3	0.01931	0.17200	Oversupply
12/12/2022 15:11	0:02	SSA3	0.01916	1.19700	Oversupply
12/12/2022 15:13	0:02	SSA3	0.00987	1.49700	Oversupply
12/12/2022 15:15	0:02	SSA3	0.00197	1.17100	Oversupply
12/12/2022 15:50	0:03	17-2	0.00587	0.12700	Oversupply
12/12/2022 15:50	0:02	SSA3	0.00053	0.71600	Oversupply
12/12/2022 16:10	0:08	17-2	0.02669	0.36000	Oversupply
12/12/2022 16:12	0:02	SSA3	0.00149	0.60300	Oversupply
12/12/2022 16:16	0:02	SSA3	0.00305	0.79900	Oversupply
12/12/2022 22:33	7:17	KWP/II	95.65845	20.77543	Oversupply
12/13/2022 1:51	0:02	AWE	0.01078	20.00000	Oversupply
12/13/2022 2:06	0:26	AWE	0.53003	20.60000	Oversupply
12/13/2022 2:35	0:05	AWE	0.02502	19.40000	Oversupply
12/13/2022 2:42	0:02	AWE	0.00993	19.00000	Oversupply
12/13/2022 2:45	0:05	AWE	0.06074	19.60000	Oversupply
12/13/2022 2:51	0:01	AWE	0.00307	20.00000	Oversupply
12/13/2022 2:53	0:01	AWE	0.00160	19.80000	Oversupply
12/13/2022 3:13	0:05	AWE	0.04199	20.00000	Oversupply
12/13/2022 3:51	0:01	AWE	0.00217	20.50000	Oversupply
12/13/2022 3:53	0:03	AWE	0.00638	20.60000	Oversupply
12/13/2022 3:57	0:01	AWE	0.00362	20.40000	Oversupply
12/13/2022 8:47	7:59	17-2	4.20625	0.75000	Oversupply
12/13/2022 8:49	0:02	SSA3	0.01601	0.74900	Oversupply
12/13/2022 8:51	0:02	SSA3	0.01614	0.60800	Oversupply
12/13/2022 8:53	0:02	SSA3	0.01627	0.76400	Oversupply
12/13/2022 8:55	0:02	SSA3	0.01614	0.57400	Oversupply
12/13/2022 8:57	0:02	SSA3	0.01627	0.33200	Oversupply
12/13/2022 8:59	0:02	SSA3	0.03174	0.45300	Oversupply
12/13/2022 9:01	0:02	SSA3	0.03809	0.49700	Oversupply
12/13/2022 9:03	0:02	SSA3	0.03809	0.27000	Oversupply
12/13/2022 9:05	1:49	SSA3	3.14366	0.00300	Oversupply
12/13/2022 9:06	1:46	BS250	Data is not available	Data is not available	Oversupply
12/13/2022 9:06	1:46	KWP/II	11.85477	20.75148	Oversupply
12/13/2022 10:53	0:01	BS250	Data is not available	Data is not available	Oversupply
12/13/2022 10:54	0:02	SSA3	0.06856	0.26000	Oversupply
12/13/2022 10:56	5:33	SSA3	9.31623	0.65700	Oversupply
12/13/2022 10:57	5:34	BS250	Data is not available	Data is not available	Oversupply
12/13/2022 10:58	5:32	KWP/II	82.46346	20.75348	Oversupply
12/13/2022 11:41	1:47	AWE	13.25655	20.50000	Oversupply
12/13/2022 13:31	0:01	AWE	0.00815	19.50000	Oversupply
12/13/2022 14:38	0:05	AWE	0.18920	21.00000	Oversupply
12/13/2022 15:00	0:04	AWE	0.05646	21.00000	Oversupply
12/13/2022 15:08	0:02	AWE	0.00845	21.00000	Oversupply
12/13/2022 16:29	0:02	SSA3	0.00800	0.01800	Oversupply
12/13/2022 16:31	0:02	SSA3	0.00567	0.11600	Oversupply
12/13/2022 16:33	0:02	SSA3	0.00571	0.09700	Oversupply
12/13/2022 16:35	0:02	SSA3	0.00567	0.12500	Oversupply
12/13/2022 16:37	0:02	SSA3	0.00571	0.01700	Oversupply
12/13/2022 16:39	0:02	SSA3	0.00567	0.09500	Oversupply
12/13/2022 16:41	0:02	SSA3	0.00567	0.02800	Oversupply
12/13/2022 16:43	0:02	SSA3	0.00440	0.09200	Oversupply
12/13/2022 16:48	0:03	17-2	0.00485	0.33900	Oversupply
12/13/2022 21:17	0:16	KWP/II	1.39494	17.74364	Oversupply
12/13/2022 21:42	0:19	KWP/II	1.16908	15.04517	Oversupply
12/13/2022 22:02	1:42	KWP/II	13.50409	18.96115	Oversupply
12/13/2022 22:20	0:02	AWE	0.01133	20.80000	Oversupply
12/13/2022 23:45	0:04	KWP/II	0.06655	12.86863	Oversupply
12/14/2022 1:06	2:12	KWP/II	14.64429	13.88056	Oversupply
12/14/2022 1:39	0:26	AWE	1.19594	21.00000	Oversupply
12/14/2022 2:10	0:01	AWE	0.00523	19.20000	Oversupply
12/14/2022 2:12	0:01	AWE	0.00390	18.60000	Oversupply
12/14/2022 2:18	0:02	AWE	0.00776	20.70000	Oversupply
12/14/2022 2:21	0:22	AWE	0.77408	21.00000	Oversupply
12/14/2022 2:44	0:02	AWE	0.02080	18.80000	Oversupply
12/14/2022 2:48	0:25	AWE	0.92599	21.00000	Oversupply
12/14/2022 3:19	0:04	KWP/II	0.06505	3.15054	Oversupply
12/14/2022 3:24	0:03	KWP/II	0.05095	1.65661	Oversupply
12/14/2022 3:25	0:01	AWE	0.00550	17.20000	Oversupply
12/14/2022 3:29	0:13	KWP/II	0.11888	1.87416	Oversupply
12/14/2022 3:39	0:01	AWE	0.00422	19.30000	Oversupply
12/14/2022 3:44	0:01	KWP/II	0.00571	0.45906	Oversupply



Maui Curtailment Report

December 2022

Start Date and Time	Duration (minutes)	IPP Curtailed	Estimated Curtailed MWH	Peak MW Curtailed	Reasons for Curtailment
12/14/2022 3:47	0:23	KWP/II	0.68402	3.53576	Oversupply
12/14/2022 3:48	0:04	AWE	0.03442	20.80000	Oversupply
12/14/2022 3:53	0:01	AWE	0.00460	20.20000	Oversupply
12/14/2022 3:55	0:01	AWE	0.00557	19.10000	Oversupply
12/14/2022 3:57	0:09	AWE	0.16385	18.20000	Oversupply
12/14/2022 4:15	0:02	KWP/II	0.01696	3.40702	Oversupply
12/14/2022 4:19	0:01	KWP/II	0.00225	2.60766	Oversupply
12/14/2022 4:22	0:01	KWP/II	0.00736	2.30627	Oversupply
12/14/2022 4:24	0:05	KWP/II	0.07876	2.35917	Oversupply
12/14/2022 4:30	0:01	AWE	0.00438	16.00000	Oversupply
12/14/2022 4:30	0:47	KWP/II	2.45740	9.22011	Oversupply
12/14/2022 4:32	0:33	AWE	2.08209	18.70000	Oversupply
12/14/2022 5:18	0:11	KWP/II	0.16284	5.03868	Oversupply
12/14/2022 5:26	0:09	AWE	0.18485	21.00000	Oversupply
12/14/2022 5:36	0:01	AWE	0.00740	19.40000	Oversupply
12/14/2022 9:31	0:02	SSA3	0.04749	1.05200	Oversupply
12/14/2022 9:32	5:08	17-2	3.56053	0.75000	Oversupply
12/14/2022 9:33	0:02	SSA3	0.04749	0.25400	Oversupply
12/14/2022 9:35	0:02	SSA3	0.04749	0.39300	Oversupply
12/14/2022 9:36	0:01	BS250	Data is not available	Data is not available	Oversupply
12/14/2022 9:37	0:02	SSA3	0.04789	0.13100	Oversupply
12/14/2022 9:38	4:39	BS250	Data is not available	Data is not available	Oversupply
12/14/2022 9:38	4:39	AWE	41.43038	21.00000	Oversupply
12/14/2022 9:39	4:41	SSA3	10.33835	-0.00100	Oversupply
12/14/2022 10:50	0:01	KWP/II	0.00055	0.03293	System Constraint
12/14/2022 10:52	0:04	KWP/II	0.00802	0.21356	System Constraint
12/14/2022 10:58	0:02	KWP/II	0.00235	0.11476	System Constraint
12/14/2022 11:01	0:20	KWP/II	0.03873	0.38820	System Constraint
12/14/2022 11:22	0:03	KWP/II	0.00501	0.26047	System Constraint
12/14/2022 11:26	0:04	KWP/II	0.00338	0.11476	System Constraint
12/14/2022 11:31	0:04	KWP/II	0.00948	0.39319	System Constraint
12/14/2022 11:50	0:03	KWP/II	0.00472	0.15468	System Constraint
12/14/2022 11:54	0:09	KWP/II	0.01449	0.29140	System Constraint
12/14/2022 12:05	0:03	KWP/II	0.00186	0.12375	System Constraint
12/14/2022 12:11	0:04	KWP/II	0.00570	0.21556	System Constraint
12/14/2022 12:28	0:01	KWP/II	0.00048	0.02894	System Constraint
12/14/2022 12:32	0:02	KWP/II	0.00335	0.52991	System Constraint
12/14/2022 12:39	0:06	KWP/II	0.02296	0.55486	System Constraint
12/14/2022 12:46	0:01	KWP/II	0.00047	0.02794	System Constraint
12/14/2022 12:48	0:03	KWP/II	0.00896	0.38820	System Constraint
12/14/2022 13:12	0:03	KWP/II	0.00218	0.06686	System Constraint
12/14/2022 13:16	1:01	KWP/II	0.13138	0.24051	System Constraint
12/14/2022 14:18	0:02	BS250	Data is not available	Data is not available	Oversupply
12/14/2022 14:18	0:03	AWE	0.01303	19.00000	Oversupply
12/14/2022 14:18	0:03	KWP/II	0.00512	0.12674	System Constraint
12/14/2022 14:19	0:02	SSA3	0.06217	0.02600	Oversupply
12/14/2022 14:21	0:05	BS250	Data is not available	Data is not available	Oversupply
12/14/2022 14:21	0:04	SSA3	0.12538	-0.00200	Oversupply
12/14/2022 14:22	0:01	AWE	0.00410	19.30000	Oversupply
12/14/2022 14:22	0:05	KWP/II	0.03586	0.76942	System Constraint
12/14/2022 14:25	0:02	AWE	0.00845	19.90000	Oversupply
12/14/2022 14:25	0:02	SSA3	0.06321	-0.00300	Oversupply
12/14/2022 14:27	0:02	SSA3	0.06321	0.44500	Oversupply
12/14/2022 14:29	0:01	BS250	Data is not available	Data is not available	Oversupply
12/14/2022 14:30	0:02	SSA3	0.01733	0.67700	Oversupply
12/14/2022 14:32	0:02	SSA3	0.01719	1.22600	Oversupply
12/14/2022 14:34	0:02	SSA3	0.01719	0.86600	Oversupply
12/14/2022 14:36	0:02	SSA3	0.01719	1.20400	Oversupply
12/14/2022 14:38	0:02	SSA3	0.01733	1.51300	Oversupply
12/14/2022 14:41	0:08	17-2	0.08567	0.75000	Oversupply
12/14/2022 14:42	0:02	SSA3	0.01705	1.20600	Oversupply
12/14/2022 14:46	0:02	SSA3	0.00209	1.50900	Oversupply
12/14/2022 15:04	0:02	SSA3	0.01542	1.73200	Oversupply
12/14/2022 15:05	0:13	17-2	0.08813	0.75000	Oversupply
12/14/2022 15:06	0:02	SSA3	0.01517	0.95500	Oversupply
12/14/2022 15:08	0:02	SSA3	0.01542	0.77700	Oversupply
12/14/2022 15:10	0:02	SSA3	0.01530	1.25900	Oversupply
12/14/2022 15:12	0:02	SSA3	0.01517	0.57400	Oversupply
12/14/2022 15:14	0:02	SSA3	0.01003	1.23100	Oversupply
12/14/2022 15:18	0:02	SSA3	0.00201	1.58700	Oversupply
12/14/2022 15:19	0:04	17-2	0.01032	0.17500	Oversupply
12/14/2022 15:20	0:02	SSA3	0.00202	1.22800	Oversupply
12/14/2022 17:23	0:01	KWP/II	0.00095	0.05688	System Constraint
12/15/2022 9:20	0:22	17-2	0.20140	0.62700	Oversupply
12/15/2022 9:21	0:02	SSA3	0.00511	1.50600	Oversupply



Maui Curtailment Report

December 2022

Start Date and Time	Duration (minutes)	IPP Curtailed	Estimated Curtailed MWH	Peak MW Curtailed	Reasons for Curtailment
12/15/2022 9:23	0:02	SSA3	0.00511	1.27400	Oversupply
12/15/2022 9:25	0:02	SSA3	0.00519	1.04600	Oversupply
12/15/2022 9:27	0:02	SSA3	0.00507	1.39300	Oversupply
12/15/2022 9:29	0:02	SSA3	0.00507	1.07600	Oversupply
12/15/2022 9:31	0:02	SSA3	0.01013	0.78200	Oversupply
12/15/2022 9:33	0:02	SSA3	0.01013	0.81000	Oversupply
12/15/2022 9:36	0:02	SSA3	0.01021	1.61900	Oversupply
12/15/2022 9:38	0:02	SSA3	0.01013	1.01700	Oversupply
12/15/2022 9:40	0:02	SSA3	0.01004	0.76800	Oversupply
12/15/2022 9:46	0:01	17-2	0.00442	0.64800	Oversupply
12/15/2022 10:00	0:02	17-2	0.00644	0.69100	Oversupply
12/15/2022 10:10	0:05	17-2	0.03597	0.72200	Oversupply
12/15/2022 10:32	0:16	17-2	0.17146	0.75000	Oversupply
12/15/2022 10:40	0:02	SSA3	0.00278	2.04900	Oversupply
12/15/2022 10:42	0:02	SSA3	0.00276	2.00600	Oversupply
12/15/2022 10:44	0:02	SSA3	-0.00220	1.74900	Oversupply
12/15/2022 10:46	0:02	SSA3	0.00072	1.83400	Oversupply
12/15/2022 10:50	0:01	17-2	0.00339	0.75000	Oversupply
12/15/2022 10:55	0:01	17-2	0.00290	0.75000	Oversupply
12/15/2022 10:59	0:02	SSA3	0.00141	2.20600	Oversupply
12/15/2022 10:59	0:56	17-2	0.60974	0.75000	Oversupply
12/15/2022 11:01	0:02	SSA3	0.00465	2.19700	Oversupply
12/15/2022 11:03	0:02	SSA3	0.00469	1.72800	Oversupply
12/15/2022 11:05	0:02	SSA3	0.00469	2.24200	Oversupply
12/15/2022 11:07	0:02	SSA3	0.00465	2.08500	Oversupply
12/15/2022 11:11	0:02	SSA3	0.00469	1.81100	Oversupply
12/15/2022 11:13	0:02	SSA3	0.00603	1.97200	Oversupply
12/15/2022 11:15	0:02	SSA3	0.02435	2.28000	Oversupply
12/15/2022 11:17	0:02	SSA3	0.02476	1.64700	Oversupply
12/15/2022 11:19	0:02	SSA3	0.02456	1.98000	Oversupply
12/15/2022 11:21	0:02	SSA3	0.02435	1.60600	Oversupply
12/15/2022 11:23	0:02	SSA3	0.02476	1.49600	Oversupply
12/15/2022 11:25	0:02	SSA3	0.02435	1.64200	Oversupply
12/15/2022 11:27	0:02	SSA3	0.02435	1.44900	Oversupply
12/15/2022 11:29	0:02	SSA3	0.02838	1.51700	Oversupply
12/15/2022 11:31	0:02	SSA3	0.03157	1.63600	Oversupply
12/15/2022 11:33	0:02	SSA3	0.03157	1.11800	Oversupply
12/15/2022 11:35	0:02	SSA3	0.03131	1.00700	Oversupply
12/15/2022 11:37	0:02	SSA3	0.03157	1.19300	Oversupply
12/15/2022 11:39	0:02	SSA3	0.03157	0.83800	Oversupply
12/15/2022 11:41	0:02	SSA3	0.03157	1.60600	Oversupply
12/15/2022 11:43	0:02	SSA3	0.02667	1.75300	Oversupply
12/15/2022 11:45	0:02	SSA3	0.00747	1.75300	Oversupply
12/15/2022 11:47	0:02	SSA3	0.00747	2.23200	Oversupply
12/15/2022 11:49	0:02	SSA3	0.00735	1.84300	Oversupply
12/15/2022 11:51	0:02	SSA3	0.00741	2.26100	Oversupply
12/15/2022 11:56	0:02	17-2	0.01668	0.75000	Oversupply
12/15/2022 12:02	0:01	17-2	0.00007	0.75000	Oversupply
12/15/2022 12:38	0:01	AWE	0.00333	0.20000	Oversupply
12/15/2022 15:03	0:01	KWP11	0.00145	0.08682	Oversupply
12/15/2022 15:08	0:01	AWE	0.00333	0.20000	Oversupply
12/16/2022 11:15	0:02	17-2	0.01615	0.75000	Oversupply
12/16/2022 11:15	0:02	SSA3	-0.00175	2.62300	Oversupply
12/16/2022 11:31	0:04	17-2	0.02137	0.35900	Oversupply
12/16/2022 11:31	0:02	SSA3	0.00509	1.64400	Oversupply
12/16/2022 11:33	0:02	SSA3	0.00509	2.19100	Oversupply
12/16/2022 11:39	0:02	SSA3	0.00509	2.21800	Oversupply
12/16/2022 11:40	0:01	17-2	0.01250	0.75000	Oversupply
12/16/2022 11:48	0:26	17-2	0.26422	0.75000	Oversupply
12/16/2022 11:51	0:02	SSA3	0.04199	0.81100	Oversupply
12/16/2022 11:53	0:02	SSA3	0.04199	1.23600	Oversupply
12/16/2022 11:55	0:02	SSA3	0.04234	0.07600	Oversupply
12/16/2022 11:56	0:01	BS250	Data is not available	Data is not available	Oversupply
12/16/2022 11:57	0:02	SSA3	0.04234	0.36600	Oversupply
12/16/2022 11:59	0:02	SSA3	0.02333	0.52100	Oversupply
12/16/2022 12:01	0:02	SSA3	0.01885	0.82900	Oversupply
12/16/2022 12:03	0:02	SSA3	0.01901	1.10400	Oversupply
12/16/2022 12:05	0:02	SSA3	0.01901	1.63000	Oversupply
12/16/2022 12:09	0:02	SSA3	0.01901	2.30700	Oversupply
12/16/2022 20:11	0:01	AWE	0.00333	0.20000	Oversupply
12/17/2022 11:39	0:01	AWE	0.00167	0.10000	Oversupply
12/17/2022 12:25	0:01	AWE	0.00167	0.10000	Oversupply
12/18/2022 12:04	0:11	KWP11	0.74578	19.40025	System Constraint
12/18/2022 12:19	0:12	KWP11	0.18446	15.10605	System Constraint
12/18/2022 12:49	0:09	KWP11	0.70860	19.72059	System Constraint



Maui Curtailment Report

December 2022

Start Date and Time	Duration (minutes)	IPP Curtailed	Estimated Curtailed MWH	Peak MW Curtailed	Reasons for Curtailment
12/18/2022 13:07	0:06	KWP	0.43005	19.41422	System Constraint
12/18/2022 13:14	0:01	KWP	0.00540	13.32370	System Constraint
12/18/2022 13:25	0:15	KWP	0.77015	20.90617	System Constraint
12/18/2022 13:43	1:43	KWP	10.15974	20.95806	System Constraint
12/18/2022 15:31	0:38	KWP	4.37160	15.41142	System Constraint
12/18/2022 19:33	0:08	KWP	0.05884	13.83765	System Constraint
12/18/2022 19:44	0:02	KWP	0.00660	13.23688	System Constraint
12/18/2022 19:48	0:01	KWP	0.00095	13.05725	System Constraint
12/18/2022 19:51	0:01	KWP	0.00157	13.09417	System Constraint
12/18/2022 19:56	8:25	KWP	74.91091	21.04688	System Constraint
12/19/2022 2:09	0:02	AWE	0.01471	17.30000	Oversupply
12/19/2022 2:14	0:04	AWE	0.02851	16.30000	Oversupply
12/19/2022 2:21	0:01	AWE	0.00294	16.30000	Oversupply
12/19/2022 2:23	0:01	AWE	0.00095	16.10000	Oversupply
12/19/2022 4:25	0:02	KWP	0.00361	13.14706	Oversupply
12/19/2022 4:28	0:02	KWP	0.01780	12.17406	Oversupply
12/19/2022 4:31	0:01	KWP	0.00015	12.04831	Oversupply
12/19/2022 4:33	0:14	KWP	0.83492	17.26862	Oversupply
12/19/2022 4:48	0:20	KWP	0.81959	13.91050	Oversupply
12/19/2022 5:11	0:40	KWP	2.74950	18.52504	Oversupply
12/19/2022 5:53	8:16	KWP	67.25329	20.89120	Oversupply
12/19/2022 9:23	0:02	SSA3	0.00275	0.28300	Oversupply
12/19/2022 9:25	0:11	BS250	Data is not available	Data is not available	Oversupply
12/19/2022 9:25	0:12	SSA3	0.01137	0.00600	Oversupply
12/19/2022 9:40	0:02	SSA3	0.00357	1.00800	Oversupply
12/19/2022 10:10	0:04	SSA3	-0.00422	0.49200	Oversupply
12/19/2022 10:14	0:02	SSA3	-0.00127	0.10500	Oversupply
12/19/2022 10:28	0:02	SSA3	0.00051	0.28200	Oversupply
12/19/2022 10:32	0:02	SSA3	0.01069	0.09300	Oversupply
12/19/2022 10:34	0:10	SSA3	0.05383	0.03700	Oversupply
12/19/2022 10:35	0:09	BS250	Data is not available	Data is not available	Oversupply
12/19/2022 10:44	0:02	SSA3	0.00207	0.55200	Oversupply
12/19/2022 10:54	0:02	SSA3	0.00555	0.08200	Oversupply
12/19/2022 10:55	0:15	BS250	Data is not available	Data is not available	Oversupply
12/19/2022 10:56	0:14	SSA3	0.11999	0.00900	Oversupply
12/19/2022 11:20	0:02	SSA3	0.01150	1.42800	Oversupply
12/19/2022 11:22	0:07	BS250	Data is not available	Data is not available	Oversupply
12/19/2022 11:22	0:06	SSA3	0.03470	0.03300	Oversupply
12/19/2022 11:28	0:02	SSA3	0.02109	0.24400	Oversupply
12/19/2022 11:31	0:02	SSA3	0.01692	0.64900	Oversupply
12/19/2022 11:32	0:05	BS250	Data is not available	Data is not available	Oversupply
12/19/2022 11:33	0:04	SSA3	0.03370	0.00600	Oversupply
12/19/2022 11:39	0:02	SSA3	0.01664	0.53600	Oversupply
12/19/2022 11:55	0:02	SSA3	0.01121	2.29600	Oversupply
12/19/2022 11:57	0:09	BS250	Data is not available	Data is not available	Oversupply
12/19/2022 11:57	0:10	SSA3	0.07403	0.01800	Oversupply
12/19/2022 12:07	0:02	SSA3	0.01320	0.18400	Oversupply
12/19/2022 12:23	0:09	BS250	Data is not available	Data is not available	Oversupply
12/19/2022 12:23	0:08	SSA3	0.03537	0.00700	Oversupply
12/19/2022 12:33	0:02	SSA3	0.05080	0.19000	Oversupply
12/19/2022 12:35	0:04	BS250	Data is not available	Data is not available	Oversupply
12/19/2022 12:35	0:16	SSA3	0.33175	0.00400	Oversupply
12/19/2022 12:40	0:12	BS250	Data is not available	Data is not available	Oversupply
12/19/2022 12:41	0:11	AWE	0.51280	21.00000	Oversupply
12/19/2022 12:54	0:02	SSA3	0.02861	0.93500	Oversupply
12/19/2022 12:56	0:02	SSA3	0.02861	0.19000	Oversupply
12/19/2022 12:58	0:02	SSA3	0.02861	1.20900	Oversupply
12/19/2022 13:00	0:02	SSA3	0.03128	1.88200	Oversupply
12/19/2022 13:02	0:07	BS250	Data is not available	Data is not available	Oversupply
12/19/2022 13:02	0:06	SSA3	0.09460	0.01800	Oversupply
12/19/2022 13:03	0:07	AWE	0.13827	21.00000	Oversupply
12/19/2022 13:08	0:02	SSA3	0.03153	0.11700	Oversupply
12/19/2022 13:10	0:02	SSA3	0.03153	0.34700	Oversupply
12/19/2022 13:20	0:02	SSA3	0.00363	1.59000	Oversupply
12/19/2022 13:22	0:02	SSA3	0.00366	1.34500	Oversupply
12/19/2022 13:24	0:02	SSA3	0.00369	1.43600	Oversupply
12/19/2022 14:14	0:01	BS250	Data is not available	Data is not available	Oversupply
12/19/2022 14:15	23:02	KWP	58.10660	2.52283	System Constraint
12/19/2022 14:19	0:03	KWP	0.00933	0.24000	System Constraint
12/19/2022 14:23	0:07	KWP	0.01733	0.24000	System Constraint
12/19/2022 14:30	0:45	AWE	1.81733	6.30000	System Constraint
12/19/2022 14:32	0:03	KWP	0.00667	0.24000	System Constraint
12/19/2022 14:36	0:10	KWP	0.02133	0.24000	System Constraint
12/19/2022 14:47	0:05	KWP	0.01467	0.24000	System Constraint
12/19/2022 14:53	0:06	KWP	0.01067	0.24000	System Constraint



Maui Curtailment Report

December 2022

Start Date and Time	Duration (minutes)	IPP Curtailed	Estimated Curtailed MWH	Peak MW Curtailed	Reasons for Curtailment
12/19/2022 15:00	0:05	KWP	0.00933	0.24000	System Constraint
12/19/2022 15:06	0:05	KWP	0.01200	0.24000	System Constraint
12/19/2022 15:12	0:01	KWP	0.00133	0.08000	System Constraint
12/19/2022 15:14	0:28	KWP	0.04800	0.24000	System Constraint
12/19/2022 15:43	0:01	KWP	0.00133	0.08000	System Constraint
12/19/2022 15:45	0:02	KWP	0.00267	0.08000	System Constraint
12/19/2022 15:48	0:10	KWP	0.01333	0.08000	System Constraint
12/19/2022 15:57	6:52	AWE	53.15017	14.80000	System Constraint
12/19/2022 15:59	0:11	KWP	0.01467	0.08000	System Constraint
12/19/2022 16:03	0:01	5A	Data is not available	Data is not available	Oversupply
12/19/2022 16:03	0:01	BS250	Data is not available	Data is not available	Oversupply
12/19/2022 16:03	0:01	MS	Data is not available	Data is not available	Oversupply
12/19/2022 16:06	0:06	SSA3	0.02140	0.00300	Oversupply
12/19/2022 16:07	0:04	5A	Data is not available	Data is not available	Oversupply
12/19/2022 16:07	0:04	BS250	Data is not available	Data is not available	Oversupply
12/19/2022 16:07	0:04	MS	Data is not available	Data is not available	Oversupply
12/19/2022 16:11	0:03	KWP	0.00400	0.08000	System Constraint
12/19/2022 16:15	0:12	KWP	0.01600	0.08000	System Constraint
12/19/2022 16:28	0:02	KWP	0.00267	0.08000	System Constraint
12/19/2022 16:31	0:12	KWP	0.02133	0.24000	System Constraint
12/19/2022 16:45	0:02	KWP	0.00267	0.08000	System Constraint
12/19/2022 16:48	0:04	KWP	0.00533	0.08000	System Constraint
12/19/2022 16:53	0:05	KWP	0.00933	0.24000	System Constraint
12/19/2022 16:59	0:01	KWP	0.00133	0.08000	System Constraint
12/19/2022 17:02	0:13	KWP	0.02000	0.24000	System Constraint
12/19/2022 17:17	0:05	KWP	0.00667	0.08000	System Constraint
12/19/2022 17:23	0:22	KWP	0.02933	0.08000	System Constraint
12/19/2022 17:46	0:15	KWP	0.02267	0.24000	System Constraint
12/19/2022 18:02	0:43	KWP	0.06267	0.24000	System Constraint
12/19/2022 18:46	0:20	KWP	0.02667	0.08000	System Constraint
12/19/2022 19:07	0:05	KWP	0.00667	0.08000	System Constraint
12/19/2022 19:13	0:01	KWP	0.00133	0.08000	System Constraint
12/19/2022 19:15	0:03	KWP	0.00400	0.08000	System Constraint
12/19/2022 19:19	0:08	KWP	0.01067	0.08000	System Constraint
12/19/2022 19:28	0:05	KWP	0.00667	0.08000	System Constraint
12/19/2022 19:34	0:08	KWP	0.01067	0.08000	System Constraint
12/19/2022 19:43	0:03	KWP	0.00400	0.08000	System Constraint
12/19/2022 19:47	0:01	KWP	0.00133	0.08000	System Constraint
12/19/2022 19:49	0:11	KWP	0.01467	0.08000	System Constraint
12/19/2022 20:01	0:31	KWP	0.04133	0.08000	System Constraint
12/20/2022 2:03	0:03	AWE	0.05373	14.50000	Oversupply
12/20/2022 2:24	0:01	AWE	0.00138	14.20000	Oversupply
12/20/2022 2:37	0:12	AWE	0.13961	14.70000	Oversupply
12/20/2022 2:58	0:06	AWE	0.05898	14.70000	Oversupply
12/20/2022 3:05	0:04	AWE	0.05701	15.00000	Oversupply
12/20/2022 3:17	0:34	AWE	0.46108	14.80000	Oversupply
12/20/2022 3:53	0:02	AWE	0.00634	14.40000	Oversupply
12/20/2022 8:32	0:01	KWP	0.00067	13.04000	Oversupply
12/20/2022 8:53	0:01	KWP	0.00267	13.20000	Oversupply
12/20/2022 9:09	0:01	KWP	0.00067	13.04000	Oversupply
12/20/2022 9:32	0:01	KWP	0.00067	13.04000	Oversupply
12/20/2022 10:01	0:01	KWP	0.00067	13.04000	Oversupply
12/20/2022 10:04	0:01	KWP	0.00267	13.20000	Oversupply
12/20/2022 10:06	0:01	KWP	0.00267	13.20000	Oversupply
12/20/2022 10:21	0:02	KWP	0.00333	13.36000	Oversupply
12/20/2022 10:21	0:02	SSA3	-0.00527	2.29900	Oversupply
12/20/2022 10:43	0:01	KWP	0.00267	13.20000	Oversupply
12/20/2022 10:49	0:01	KWP	0.00067	13.04000	Oversupply
12/20/2022 10:54	0:01	KWP	0.00067	13.04000	Oversupply
12/20/2022 10:59	0:02	KWP	0.00333	13.20000	Oversupply
12/20/2022 11:10	0:01	KWP	0.00267	13.20000	Oversupply
12/20/2022 11:16	0:01	KWP	0.00267	13.20000	Oversupply
12/20/2022 11:28	0:02	SSA3	0.00289	0.62400	Oversupply
12/20/2022 11:30	0:02	SSA3	0.03966	0.02700	Oversupply
12/20/2022 11:31	0:01	BS250	Data is not available	Data is not available	Oversupply
12/20/2022 11:32	0:01	AWE	0.01629	20.20000	Oversupply
12/20/2022 11:32	0:02	SSA3	0.03934	0.23500	Oversupply
12/20/2022 11:36	0:01	KWP	0.00267	13.52000	Oversupply
12/20/2022 11:36	0:02	SSA3	0.03934	0.36300	Oversupply
12/20/2022 11:38	0:02	SSA3	0.03966	0.72100	Oversupply
12/20/2022 11:40	0:02	SSA3	0.03999	0.70700	Oversupply
12/20/2022 11:41	0:18	BS250	Data is not available	Data is not available	Oversupply
12/20/2022 11:42	0:01	KWP	0.00267	13.20000	Oversupply
12/20/2022 11:42	0:17	AWE	0.95867	20.30000	Oversupply
12/20/2022 11:42	0:16	SSA3	0.45443	-0.00300	Oversupply



Maui Curtailment Report

December 2022

Start Date and Time	Duration (minutes)	IPP Curtailed	Estimated Curtailed MWH	Peak MW Curtailed	Reasons for Curtailment
12/20/2022 11:52	0:01	KWP	0.00267	13.20000	Oversupply
12/20/2022 11:58	0:02	SSA3	0.05713	0.02500	Oversupply
12/20/2022 12:00	0:02	SSA3	0.00006	0.63100	Oversupply
12/20/2022 12:01	0:01	KWP	0.00333	13.20000	Oversupply
12/20/2022 12:02	0:02	SSA3	0.00006	0.57200	Oversupply
12/20/2022 12:12	0:02	SSA3	0.00006	0.39400	Oversupply
12/20/2022 12:14	0:02	SSA3	0.01036	0.44300	Oversupply
12/20/2022 12:15	0:01	KWP	0.00533	13.36000	Oversupply
12/20/2022 12:16	0:02	SSA3	0.01602	0.62500	Oversupply
12/20/2022 12:18	0:02	SSA3	0.01588	0.21700	Oversupply
12/20/2022 12:20	0:02	SSA3	0.01588	0.23800	Oversupply
12/20/2022 12:22	0:02	BS250	Data is not available	Data is not available	Oversupply
12/20/2022 12:22	0:01	AWE	0.00720	20.40000	Oversupply
12/20/2022 12:22	0:02	SSA3	0.01602	0.04200	Oversupply
12/20/2022 12:24	0:02	SSA3	0.01588	0.24500	Oversupply
12/20/2022 12:26	0:02	SSA3	0.01615	0.25700	Oversupply
12/20/2022 12:28	0:02	BS250	Data is not available	Data is not available	Oversupply
12/20/2022 12:28	0:01	KWP	0.00267	13.20000	Oversupply
12/20/2022 12:28	0:02	SSA3	0.00642	0.02800	Oversupply
12/20/2022 12:29	0:01	AWE	0.00779	20.20000	Oversupply
12/20/2022 12:30	0:02	SSA3	0.01628	0.00300	Oversupply
12/20/2022 12:31	0:01	BS250	Data is not available	Data is not available	Oversupply
12/20/2022 12:31	0:02	AWE	0.02223	20.40000	Oversupply
12/20/2022 12:32	0:02	SSA3	0.01601	0.38900	Oversupply
12/20/2022 12:34	0:02	SSA3	0.01628	0.26700	Oversupply
12/20/2022 12:36	0:02	SSA3	0.01615	0.61200	Oversupply
12/20/2022 12:38	0:02	SSA3	0.01615	0.94500	Oversupply
12/20/2022 12:42	0:02	SSA3	0.01824	1.16000	Oversupply
12/20/2022 12:49	0:01	KWP	0.00067	13.04000	Oversupply
12/20/2022 12:55	0:02	SSA3	0.01611	0.35500	Oversupply
12/20/2022 12:56	1:32	BS250	Data is not available	Data is not available	Oversupply
12/20/2022 12:57	0:19	AWE	0.91243	20.30000	Oversupply
12/20/2022 12:57	1:31	SSA3	2.96590	0.04500	Oversupply
12/20/2022 13:17	1:09	AWE	5.55569	20.50000	Oversupply
12/20/2022 13:18	0:01	KWP	0.00067	13.04000	Oversupply
12/20/2022 13:38	0:50	KWP	1.15613	2.71544	Oversupply
12/20/2022 13:40	0:01	KWP	0.00067	13.04000	Oversupply
12/20/2022 13:43	0:01	KWP	0.00267	13.20000	Oversupply
12/20/2022 13:58	0:02	KWP	0.00533	13.52000	Oversupply
12/20/2022 14:05	0:01	KWP	0.00067	13.04000	Oversupply
12/20/2022 14:09	0:01	KWP	0.00533	13.36000	Oversupply
12/20/2022 14:16	0:01	KWP	0.00533	13.36000	Oversupply
12/20/2022 14:23	0:01	KWP	0.00333	13.20000	Oversupply
12/20/2022 14:28	0:02	SSA3	0.06536	0.00300	Oversupply
12/20/2022 14:29	0:05	BS250	Data is not available	Data is not available	Oversupply
12/20/2022 14:29	0:06	KWP	0.04187	1.12170	Oversupply
12/20/2022 14:30	0:04	AWE	0.03359	20.50000	Oversupply
12/20/2022 14:30	0:04	SSA3	0.08825	-0.00100	Oversupply
12/20/2022 14:34	0:02	SSA3	0.04449	0.07100	Oversupply
12/20/2022 14:36	0:02	SSA3	0.04412	0.17600	Oversupply
12/20/2022 14:38	0:02	SSA3	0.04449	0.38400	Oversupply
12/20/2022 14:40	0:02	SSA3	0.04376	0.91700	Oversupply
12/20/2022 14:42	0:02	SSA3	0.04449	1.39000	Oversupply
12/20/2022 14:44	0:02	SSA3	0.04029	1.75500	Oversupply
12/20/2022 14:46	0:02	SSA3	0.03477	1.39700	Oversupply
12/20/2022 14:48	0:02	SSA3	0.03449	0.68700	Oversupply
12/20/2022 14:50	0:02	SSA3	0.03506	1.06800	Oversupply
12/20/2022 14:52	0:02	SSA3	0.03449	0.58700	Oversupply
12/20/2022 14:54	0:02	SSA3	0.03477	1.22700	Oversupply
12/20/2022 14:56	0:02	SSA3	0.03477	0.63500	Oversupply
12/20/2022 14:58	0:02	SSA3	0.03451	0.18500	Oversupply
12/20/2022 15:00	0:01	KWP	0.00218	1.89013	Oversupply
12/20/2022 15:00	0:02	SSA3	0.02939	0.05800	Oversupply
12/20/2022 15:01	0:01	BS250	Data is not available	Data is not available	Oversupply
12/20/2022 15:02	0:02	KWP	0.00640	2.51984	Oversupply
12/20/2022 15:02	0:02	SSA3	0.02964	0.02900	Oversupply
12/20/2022 15:04	0:02	SSA3	0.02988	0.29200	Oversupply
12/20/2022 15:06	0:02	SSA3	0.02988	0.69700	Oversupply
12/20/2022 15:08	0:02	SSA3	0.02939	0.63700	Oversupply
12/20/2022 15:10	0:02	SSA3	0.02964	1.08100	Oversupply
12/20/2022 15:12	0:02	SSA3	0.02988	1.79300	Oversupply
12/20/2022 15:13	0:01	KWP	0.00267	13.52000	Oversupply
12/20/2022 15:25	0:01	KWP	0.00600	13.36000	Oversupply
12/20/2022 15:34	0:01	KWP	0.00267	13.20000	Oversupply
12/20/2022 15:42	0:01	KWP	0.00333	13.20000	Oversupply



Maui Curtailment Report

December 2022

Start Date and Time	Duration (minutes)	IPP Curtailed	Estimated Curtailed MWH	Peak MW Curtailed	Reasons for Curtailment
12/20/2022 21:21	0:01	KWP/II	0.00310	9.28398	Oversupply
12/20/2022 21:24	0:03	KWP/II	0.02914	8.84588	Oversupply
12/20/2022 23:59	0:01	KWP	0.00067	13.04000	Oversupply
12/21/2022 1:10	0:01	KWP/II	0.00044	10.52444	Oversupply
12/21/2022 1:13	0:03	KWP/II	0.04079	10.74698	Oversupply
12/21/2022 1:17	0:01	KWP/II	0.00066	9.45762	Oversupply
12/21/2022 1:19	0:07	KWP/II	0.04881	10.65317	Oversupply
12/21/2022 1:28	0:58	KWP/II	1.91259	9.57139	Oversupply
12/21/2022 2:47	0:01	KWP/II	0.00061	7.93474	Oversupply
12/21/2022 2:52	0:01	KWP/II	0.01169	7.72018	Oversupply
12/21/2022 4:08	0:01	KWP/II	0.00253	6.04062	Oversupply
12/21/2022 10:37	0:02	SSA3	0.00292	2.23700	Oversupply
12/21/2022 10:39	0:02	SSA3	0.00287	2.19800	Oversupply
12/21/2022 10:41	0:02	SSA3	0.00289	1.86800	Oversupply
12/21/2022 10:43	0:02	SSA3	0.00413	1.81200	Oversupply
12/21/2022 10:45	0:02	SSA3	0.05737	1.33400	Oversupply
12/21/2022 10:47	0:02	SSA3	0.05784	1.17600	Oversupply
12/21/2022 10:49	0:02	SSA3	0.05784	1.36900	Oversupply
12/21/2022 10:51	0:02	SSA3	0.05737	0.64200	Oversupply
12/21/2022 10:53	0:02	SSA3	0.05737	0.15300	Oversupply
12/21/2022 10:54	0:01	KWP/II	0.00048	2.18253	Oversupply
12/21/2022 10:55	0:02	SSA3	0.05737	0.37500	Oversupply
12/21/2022 10:57	0:01	BS250	Data is not available	Data is not available	Oversupply
12/21/2022 10:57	0:14	SSA3	0.46875	0.00400	Oversupply
12/21/2022 10:58	0:01	KWP/II	0.00013	2.18752	Oversupply
12/21/2022 11:00	0:11	BS250	Data is not available	Data is not available	Oversupply
12/21/2022 11:00	0:03	KWP/II	0.02052	2.49888	Oversupply
12/21/2022 11:04	0:07	KWP/II	0.15565	2.35817	Oversupply
12/21/2022 11:05	0:04	AWE	0.01803	21.00000	Oversupply
12/21/2022 11:11	0:02	SSA3	0.07013	0.24700	Oversupply
12/21/2022 11:12	0:01	KWP/II	0.00079	1.59972	Oversupply
12/21/2022 11:13	0:02	SSA3	0.06320	0.67900	Oversupply
12/21/2022 11:15	0:02	SSA3	0.03730	0.77000	Oversupply
12/21/2022 11:17	0:02	SSA3	0.03700	1.11500	Oversupply
12/21/2022 11:19	0:02	SSA3	0.03730	0.56400	Oversupply
12/21/2022 11:21	0:02	SSA3	0.03669	0.53700	Oversupply
12/21/2022 11:23	0:02	SSA3	0.03700	0.62900	Oversupply
12/21/2022 11:25	0:02	SSA3	0.03700	1.58400	Oversupply
12/21/2022 11:27	0:02	SSA3	0.03730	2.29700	Oversupply
12/21/2022 11:29	0:02	SSA3	0.02677	1.68900	Oversupply
12/21/2022 11:31	0:02	SSA3	0.02525	1.10800	Oversupply
12/21/2022 11:33	0:02	SSA3	0.02567	1.75000	Oversupply
12/21/2022 11:35	0:02	SSA3	0.02546	2.18800	Oversupply
12/21/2022 11:37	0:02	SSA3	0.02567	2.07500	Oversupply
12/21/2022 11:39	0:02	SSA3	0.02546	1.82400	Oversupply
12/21/2022 11:41	0:02	SSA3	0.02525	1.34000	Oversupply
12/21/2022 11:43	0:02	SSA3	0.02469	1.20800	Oversupply
12/21/2022 11:45	0:02	SSA3	0.02330	1.24100	Oversupply
12/21/2022 11:47	0:02	SSA3	0.02349	0.42400	Oversupply
12/21/2022 11:49	0:02	SSA3	0.02311	1.16800	Oversupply
12/21/2022 11:51	0:02	SSA3	0.02330	1.79100	Oversupply
12/21/2022 11:53	0:02	SSA3	0.02292	2.02200	Oversupply
12/21/2022 11:55	0:02	SSA3	0.02368	2.28900	Oversupply
12/21/2022 11:57	0:02	SSA3	0.02311	2.12200	Oversupply
12/21/2022 11:59	0:02	SSA3	-0.00010	2.52100	Oversupply
12/21/2022 12:01	0:02	SSA3	0.00004	2.54300	Oversupply
12/21/2022 12:03	0:02	SSA3	0.00004	2.49100	Oversupply
12/21/2022 12:06	0:02	SSA3	0.00004	2.56000	Oversupply
12/21/2022 12:10	0:02	SSA3	0.00004	2.30900	Oversupply
12/21/2022 12:12	0:02	SSA3	0.00004	2.55900	Oversupply
12/21/2022 12:14	0:02	SSA3	0.00004	2.46700	Oversupply
12/21/2022 12:20	0:02	SSA3	0.00058	2.27100	Oversupply
12/21/2022 12:22	0:02	SSA3	0.00058	2.56400	Oversupply
12/21/2022 12:24	0:02	SSA3	0.00058	2.23900	Oversupply
12/21/2022 12:28	0:02	SSA3	0.00058	2.57300	Oversupply
12/21/2022 12:30	0:02	SSA3	0.00076	2.47600	Oversupply
12/21/2022 12:32	0:02	SSA3	0.00076	2.17000	Oversupply
12/21/2022 12:34	0:02	SSA3	0.00075	2.14600	Oversupply
12/21/2022 15:52	0:01	BS250	Data is not available	Data is not available	Oversupply
12/23/2022 11:31	0:02	SSA3	0.06824	2.00600	Oversupply
12/23/2022 11:33	0:02	SSA3	0.06994	0.88100	Oversupply
12/23/2022 11:35	0:02	SSA3	0.06881	0.20500	Oversupply
12/23/2022 11:36	0:09	BS250	Data is not available	Data is not available	Oversupply
12/23/2022 11:37	0:09	KWP/II	0.13546	2.10369	Oversupply
12/23/2022 11:37	0:08	SSA3	0.27190	0.00600	Oversupply



Maui Curtailment Report

December 2022

Start Date and Time	Duration (minutes)	IPP Curtailed	Estimated Curtailed MWH	Peak MW Curtailed	Reasons for Curtailment
12/23/2022 11:45	0:02	SSA3	0.02618	0.19000	Oversupply
12/23/2022 11:47	0:02	SSA3	0.02640	0.45400	Oversupply
12/23/2022 11:49	0:02	SSA3	0.02618	1.07400	Oversupply
12/23/2022 11:51	0:02	SSA3	0.02618	1.10100	Oversupply
12/23/2022 11:53	0:02	SSA3	0.02618	2.14400	Oversupply
12/23/2022 11:55	0:02	SSA3	0.02618	2.24200	Oversupply
12/23/2022 11:57	0:02	SSA3	0.02596	2.15400	Oversupply
12/23/2022 12:01	0:02	SSA3	0.00157	2.14900	Oversupply
12/23/2022 12:07	0:02	SSA3	0.00158	2.72600	Oversupply
12/23/2022 12:11	0:02	SSA3	0.00158	2.67400	Oversupply
12/24/2022 5:49	0:01	KWP	0.00067	13.04000	System Constraint
12/24/2022 5:51	0:01	KWP	0.00333	13.20000	System Constraint
12/24/2022 10:24	0:02	SSA3	-0.00431	1.58700	Oversupply
12/24/2022 12:03	0:02	SSA3	0.00137	2.28500	Oversupply
12/24/2022 12:07	0:02	SSA3	0.00138	2.18200	Oversupply
12/24/2022 12:10	0:02	SSA3	0.00137	2.60300	Oversupply
12/24/2022 12:18	0:02	SSA3	0.00930	2.19900	Oversupply
12/24/2022 12:20	0:02	SSA3	0.00930	1.43000	Oversupply
12/24/2022 12:22	0:02	SSA3	0.00938	2.25400	Oversupply
12/24/2022 12:26	0:02	SSA3	0.00930	2.31900	Oversupply
12/24/2022 13:00	0:02	SSA3	0.01377	2.11100	Oversupply
12/24/2022 13:06	0:02	SSA3	0.01399	2.41900	Oversupply
12/24/2022 13:08	0:02	SSA3	0.01388	1.16500	Oversupply
12/24/2022 13:10	0:02	SSA3	0.01377	0.59500	Oversupply
12/24/2022 13:12	0:02	SSA3	0.01399	1.43000	Oversupply
12/24/2022 13:18	0:02	SSA3	0.00481	2.40500	Oversupply
12/24/2022 13:22	0:02	SSA3	0.00485	2.07500	Oversupply
12/24/2022 13:24	0:02	SSA3	0.00477	1.92100	Oversupply
12/24/2022 13:26	0:02	SSA3	0.00481	2.24400	Oversupply
12/25/2022 7:30	0:01	AWE	0.00333	0.20000	Oversupply
12/25/2022 21:40	0:01	KWP	0.00067	13.04000	System Constraint
12/25/2022 22:02	0:01	KWP	0.00267	13.20000	System Constraint
12/25/2022 22:07	0:01	KWP	0.00333	13.20000	System Constraint
12/25/2022 23:35	0:01	AWE	0.00053	14.00000	Oversupply
12/25/2022 23:37	0:01	AWE	0.00021	14.20000	Oversupply
12/25/2022 23:44	0:01	AWE	0.00822	14.50000	Oversupply
12/26/2022 0:22	0:06	AWE	0.02953	13.90000	Oversupply
12/26/2022 21:02	0:03	KWP	0.01600	20.24000	Oversupply
12/26/2022 21:13	0:01	KWP	0.00067	13.04000	System Constraint
12/26/2022 21:46	0:02	KWP	0.00133	13.04000	System Constraint
12/26/2022 21:49	0:01	KWP	0.00267	13.20000	System Constraint
12/26/2022 22:04	0:01	KWP	0.00067	13.04000	System Constraint
12/26/2022 22:42	0:01	KWP	0.00267	13.20000	System Constraint
12/26/2022 23:27	0:01	KWP	0.00267	13.20000	System Constraint
12/26/2022 23:47	0:01	KWP	0.00333	13.20000	System Constraint
12/26/2022 23:49	0:01	KWP	0.00267	13.20000	System Constraint
12/27/2022 0:20	0:01	KWP	0.00067	13.04000	System Constraint
12/27/2022 0:34	0:01	KWP	0.00267	13.20000	System Constraint
12/27/2022 0:37	0:01	KWP	0.00267	13.36000	System Constraint
12/27/2022 5:15	0:01	AWE	0.00082	17.80000	Oversupply
12/27/2022 5:34	0:01	AWE	0.00067	20.50000	Oversupply
12/27/2022 5:36	0:02	AWE	0.00864	21.00000	Oversupply
12/27/2022 5:54	0:09	AWE	0.12516	20.20000	Oversupply
12/27/2022 11:48	0:01	BS250	Data is not available	Data is not available	Oversupply
12/27/2022 11:49	0:01	AWE	0.02807	20.40000	Oversupply
12/28/2022 11:22	0:01	KWP	0.00028	0.01697	Oversupply
12/28/2022 13:10	0:01	KWP	0.00158	0.09481	Oversupply
12/29/2022 7:16	0:01	AWE	0.00500	0.30000	Oversupply
12/29/2022 11:37	0:02	SSA3	0.01674	1.92300	Oversupply
12/29/2022 11:39	0:02	SSA3	0.01702	0.86500	Oversupply
12/29/2022 11:41	0:02	SSA3	0.01702	1.26300	Oversupply
12/29/2022 11:43	0:02	SSA3	0.02202	1.71700	Oversupply
12/29/2022 11:45	0:02	SSA3	0.02991	1.32200	Oversupply
12/29/2022 11:47	0:02	SSA3	0.03016	0.47900	Oversupply
12/29/2022 11:49	0:02	SSA3	0.03016	1.11400	Oversupply
12/29/2022 11:51	0:02	SSA3	0.03016	1.80400	Oversupply
12/29/2022 11:53	0:02	SSA3	0.03041	2.29500	Oversupply
12/29/2022 11:55	0:02	SSA3	0.03041	1.21000	Oversupply
12/29/2022 11:57	0:02	SSA3	0.03016	1.81000	Oversupply
12/29/2022 11:59	0:02	SSA3	-0.00156	2.06700	Oversupply
12/29/2022 12:01	0:02	SSA3	-0.00092	2.54300	Oversupply
12/30/2022 9:29	0:02	SSA3	-0.01106	1.69100	Oversupply
12/30/2022 9:30	0:01	17-2	0.00139	0.15400	Oversupply



Start Date and Time	Duration (h:mm)	IPP Curtailed	Estimated MWh Curtailed	Peak MW Curtailed	Reasons for Curtailment
No curtailment for December 2022					
Notes:					
On June 27, 2012, Maui Electric notified Lanai Sustainability Research (LSR) that although LSR has not operated in compliance with the revised ramp rate of 360 kW/minute, Maui Electric would conditionally allow LSR to operate at the allowed capacity of 1.2 MW while the Maui Electric-Lanai Diesel Operator was in the control room.					
LSR possible output data is not available. Therefore, Maui Electric assumes LSR is curtailed if the LSR curtailment set point is less than 1,200 kW and LSR's output is within 70 kW of the curtailment set point.					
The curtailment reasons have been modified to oversupply, system constraints, and facility requested, to provide continuity with HPUC Docket No. 2013-0141 Decoupling for HECO companies' metrics.					
Facility Requested curtailment includes but is not limited to conditions that are attributed to IPPs such as communication problems and curtailment control testing.					

SERVICE LIST
(Docket No. 2011-0206)

DEAN NISHINA
EXECUTIVE DIRECTOR
DEPARTMENT OF COMMERCE AND CONSUMER AFFAIRS
DIVISION OF CONSUMER ADVOCACY
P.O. Box 541
Honolulu, HI 96809

1 Copy
Electronically Transmitted

GREGG J. KINKLEY, ESQ.
DEPARTMENT OF THE ATTORNEY GENERAL
425 Queen Street
Honolulu, Hawaii 96813
Counsel for DBEDT

1 Copy
Electronically Transmitted

DANIEL W.S. LAWRENCE, ESQ.
DEPARTMENT OF THE CORPORATION COUNSEL
CITY AND COUNTY OF HONOLULU
530 S. King Street, Room 110
Honolulu, HI 96813
Counsel for the CITY AND COUNTY OF HONOLULU

1 Copy
Electronically Transmitted

JOSEPH K. KAMELAMELA
ANGELIC M. HO
DEPARTMENT OF THE CORPORATION COUNSEL
COUNTY OF HAWAII
101 Aupuni Street, Suite 325
Hilo, HI 96720
Counsel for the COUNTY OF HAWAII

1 Copy
Electronically Transmitted

HENRY Q CURTIS
VICE PRESIDENT FOR CONSUMER ISSUES
LIFE OF THE LAND
P.O. Box 37158
Honolulu, HI 96837-0158

1 Copy
Electronically Transmitted

MELISSA MIYASHIRO (9360)
CHIEF OF STAFF
BLUE PLANET FOUNDATION
55 Merchant Street, 17th Floor
Honolulu, HI 96813

1 Copy
Electronically Transmitted

SERVICE LIST
(Docket No. 2011-0206)

ISAAC MORIWAKE, ESQ.
DAVID HENKIN, ESQ.
EARTHJUSTICE
850 Richards Street, Suite 400
Honolulu, HI 96813-4501
Counsel for HAWAII SOLAR ENERGY ASSOCIATION

1 Copy
Electronically Transmitted

RICK REED
DIRECTOR
HAWAII SOLAR ENERGY ASSOCIATION
761 Ahua Street
Honolulu, HI 96819

1 Copy
Electronically Transmitted

KENT D. MORIHARA, ESQ.
KRIS N. NAKAGAWA, ESQ.
LAUREN M. IMADA-LEE, ESQ.
TANYA M. FERNANDES, ESQ.
MoriHara Lau & Fong LLP
841 Bishop Street, Suite 400
Honolulu, Hawaii 96813
Counsel for KAUAI ISLAND UTILITY COOPERATIVE

1 Copy
Electronically Transmitted

ERIK W. KVAM
CHIEF EXECUTIVE OFFICER
ZERO EMISSIONS LEASING LLC
4188-4 Keanu Street
Honolulu, HI 96816

1 Copy
Electronically Transmitted

SANDRA-ANN Y.H. WONG, ESQ.
ATTORNEY AT LAW, A LAW CORPORATION
1050 Bishop Street, #514
Honolulu, HI 96813
Counsel for TAWHIRI POWER LLC

1 Copy
Electronically Transmitted

RILEY SAITO
73-1294 Awakea Street
Kailua-Kona, HI 96740
For SOLAR ENERGY INDUSTRIES ASSOCIATION

1 Copy
Electronically Transmitted

DEAN T. YAMAMOTO, ESQ.
YAMAMOTO & SETTLE
1100 Alakea Street, Suite 3100
Honolulu, HI 96813
Counsel for CASTLE & COOKE HOMES HAWAII, INC.,
CASTLE & COOKE RESORTS, LLC and
LANAI SUSTAINABILITY RESEARCH, LLC

1 Copy
Electronically Transmitted

SERVICE LIST
(Docket No. 2011-0206)

MICHAEL J. HOPPER, ESQ. DEPUTY CORPORATION COUNSEL DEPARTMENT OF THE CORPORATION COUNSEL COUNTY OF MAUI 200 S. High Street Wailuku, HI 96793 Counsel for the COUNTY OF MAUI	1 Copy Electronically Transmitted
CURTIS SEYMOUR SENIOR MANAGER, GOVERNMENT AFFAIRS SUN EDISON LLC 600 Clipper Drive Belmont, CA 94002	1 Copy Electronically Transmitted
MONA W. CLARK, ESQ. OFFICE OF THE COUNTY ATTORNEY COUNTY OF KAUAI 4444 Rice Street, Suite 200 Lihue, HI 96766-1300	1 Copy Electronically Transmitted
BRADLEY ALBERT PRESIDENT HAWAII PV COALITION P.O. Box 81501 Haiku, HI 96708	1 Copy Electronically Transmitted
HILTON H. UNEMORI ECM, INC. 130 N. Market Street Wailuku, HI 96793-1716 For SOUTH MAUI RENEWABLE RESOURCES, LLC	1 Copy Electronically Transmitted
SKY STANFIELD SHUTE, MIHALY & WEINBERGER LLP 396 Hayes Street San Francisco, CA 94102 For the INTERSTATE RENEWABLE ENERGY COUNCIL	1 Copy Electronically Transmitted
PETE COOPER SOLARCITY CORPORATION REGIONAL DIRECTOR, HAWAII 599 Kahelu Street Mililani, HI 96789	1 Copy Electronically Transmitted

SERVICE LIST
(Docket No. 2011-0206)

ALISON SILVERSTEIN
19213 Luedtke Lane
Pflugerville, TX 78660

1 Copy
Electronically Transmitted

BRENDAN KIRBY
12011 SW Pineapple Court
Palm City, FL 34990

1 Copy
Electronically Transmitted

Chu, Michael

From: puc@hawaii.gov
Sent: Wednesday, January 25, 2023 10:40 AM
To: Chu, Michael
Subject: Hawaii PUC eFiling Confirmation of Filing

[This email is coming from an EXTERNAL source. Please use caution when opening attachments or links in suspicious email.]

Your eFile document has been filed with the Hawaii Public Utilities commission on 2023 Jan 25 AM 10:37. The mere fact of filing shall not waive any failure to comply with Hawaii Administrative Rules Chapter 6-61, Rules of Practice and Procedure Before the Public Utilities Commission, or any other application requirements. Your confirmation number is MICH23103718017. If you have received this email in error please notify the Hawaii Public Utilities Commission by phone at 808 586-2020 or email at hawaii.puc@hawaii.gov.