



March 29, 2022

The Honorable Chair and Members
of the Hawai'i Public Utilities Commission
Kekuanao'a Building, First Floor
465 South King Street
Honolulu, Hawai'i 96813

Dear Commissioners:

Subject: Docket No. 2011-0206
Reliability Standards Working Group
Monthly Report

In accordance with Ordering Paragraph 3 of Order No. 30371, filed May 4, 2012 in the subject proceeding, enclosed as Exhibit A is Hawaiian Electric's¹ monthly report for February 2022 on: (1) system frequency control performance during month; (2) significant system events during month; and (3) curtailment of non-dispatchable renewable resources.

Any party to this proceeding may obtain an electronic copy of this report by emailing Marisa Chun at marisa.chun@hawaiianelectric.com.

Sincerely,

/s/ Kevin M. Katsura

Kevin M. Katsura
Director, Regulatory Non-Rate Proceedings

Enclosures

c: Service List

¹ Hawaiian Electric Company, Inc., Maui Electric Company, Limited, and Hawai'i Electric Light Company, Inc. are each doing business as "Hawaiian Electric" and have jointly registered "Hawaiian Electric" as a trade name with the State of Hawai'i Department of Commerce and Consumer Affairs, as evidenced by Certificate of Registration No. 4235929, dated December 20, 2019.

The Commission's Order No. 30371 (Docket No 2011-0206 – Relating To Various Matters in RSWG Process), filed May 4, 2012, ordered the following information for each island grid:

- (1) System frequency control performance during month:
 - a) Frequency duration plot based on the highest resolution SCADA data available for the month detailing how many seconds each power system operated at frequencies above 60 hertz and at frequencies below 60 Hz.
 - b) Tabulation of the number, magnitude and duration of frequency excursions (high and low) outside normal frequency control range (59.95 to 60.05 Hz).

The following provides information with respect to items 1a) through 1b) – (all statements are current as of the month ending February 28, 2022):

1a) Frequency duration plot based on the highest resolution SCADA data available for the month detailing how many seconds each power system operated at frequencies above 60 hertz and at frequencies below 60 Hz:

The frequency duration plots for Hawaiian Electric Company, Inc., Maui Electric Company, Limited (Maui Division) and Hawai'i Electric Light Company, Inc. based on two-second data are provided in Attachment 1, and the enclosed Excel files. Refer to the electronic files for the individual data points because the information is voluminous and does not translate well to a hard copy.

1b) Tabulation of the number, magnitude and duration of frequency excursions (high and low) outside normal frequency control range (59.95 to 60.05 Hz):

Tabulation of the number, magnitude and duration of frequency excursions outside of the frequency range of 59.95 Hz to 60.05 Hz for Hawaiian Electric Company, Inc., Maui Electric Company, Limited (Maui Division) and Hawai'i Electric Light Company, Inc are provided in Attachment 2, and the enclosed Excel files. Refer to the electronic files for the individual data points because the information is voluminous and does not translate well to a hard copy.

- (2) Significant system events during month:
 - a) Tabulation of contingency reserve activations including date and time, MW magnitude, duration, and triggering event.
 - b) Tabulation of under frequency load shed activations including date and time, triggering frequency, MW magnitude, duration, and triggering event.
 - c) Tabulation of demand response activations for system events, including date and time, MW magnitude, duration, and triggering event, (excluding demand response utilization for unit commitment deferral or system operations economics.)

The following provides information with respect to items 2a) through 2c) – (all statements are current as of the month ending February 28, 2022):

2a) Tabulation of contingency reserve activations including date and time, MW magnitude, duration, and triggering event:

Hawaiian Electric Company, Inc.'s contingency reserve activations are provided in Attachment 3. Maui Electric Company, Limited and Hawai'i Electric Light Company, Inc. do not operate with contingency reserve requirements.

2b) Tabulation of under frequency load shed activations including date and time, triggering frequency, MW magnitude, duration, and triggering event:

Hawaiian Electric Company, Inc., Maui Electric Company, Limited, and Hawai'i Electric Light Company, Inc. did not have any under frequency load shed activations in the month of January. Therefore Attachment 4 is not being provided for this reporting period.

2c) Tabulation of demand response activations for system events, including date and time, MW magnitude, duration, and triggering event, (excluding demand response utilization for unit commitment deferral or system operations economics.)

Hawaiian Electric Company, Inc.'s demand response activations for system events are provided in Attachment 5. Hawai'i Electric Light Company, Inc. currently does not have a demand response program. Maui Electric Company, Limited has implemented the Fast Demand Response pilot program on a limited basis. Hawai'i Electric Light Company, Inc. plans to use the findings of Maui Electric Company, Limited's pilot program to help in the evaluation and development of future demand response programs. Maui Electric Company, Limited executes a weekly testing protocol which measures customer participation. This program is not currently used in response to actual system events.

- (3) Curtailment of non-dispatchable renewable resources:
- (a) Tabulation of each curtailment event for each resource including the starting date and time, duration, megawatt hours curtailed, peak MW curtailed, and reason for curtailment.
 - (b) Total MWh of non-dispatchable renewable resources curtailed for the month.

The following provides information with respect to items 3a) through 3b) – (all statements are current as of the month ending February 28, 2022):

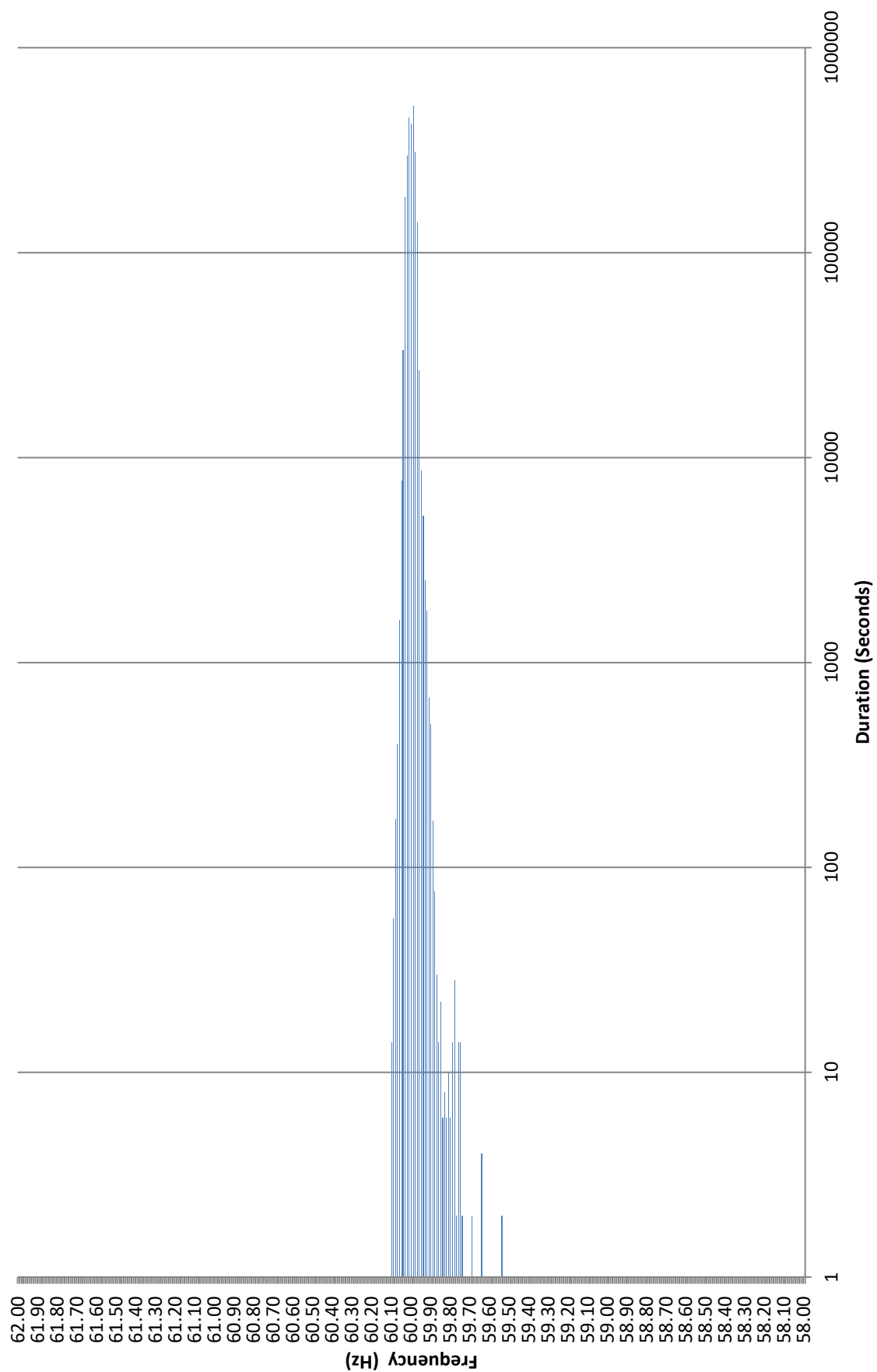
3a) Tabulation of each curtailment event for each resource including the starting date and time, duration, megawatt hours curtailed, peak MW curtailed, and reason for curtailment:

The tabulation of each curtailment event for each resource is provided in Attachment 6.

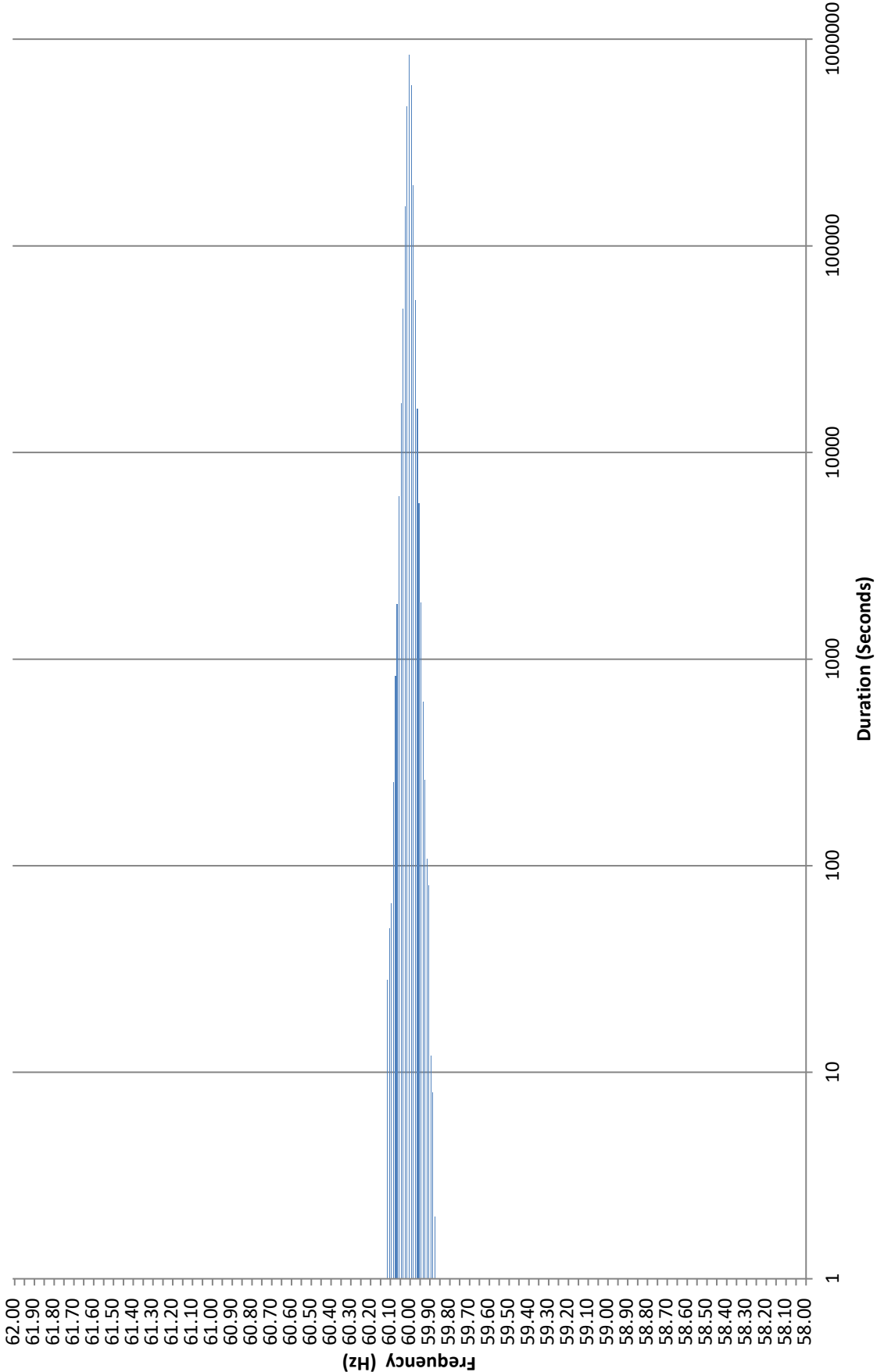
3b) Total MWh of non-dispatchable renewable resources curtailed for the month:

Curtailed MWh from non-dispatchable resources are difficult to determine due to the variability of the resource during curtailment periods. In some cases, the curtailed MWh estimates were provided by the IPPs under curtailment. The Company does not make any representations as to the accuracy of the curtailed MWh. The estimated MWh of non-dispatchable resources curtailed for the month are provided in Attachment 6, corresponding to each curtailment event.

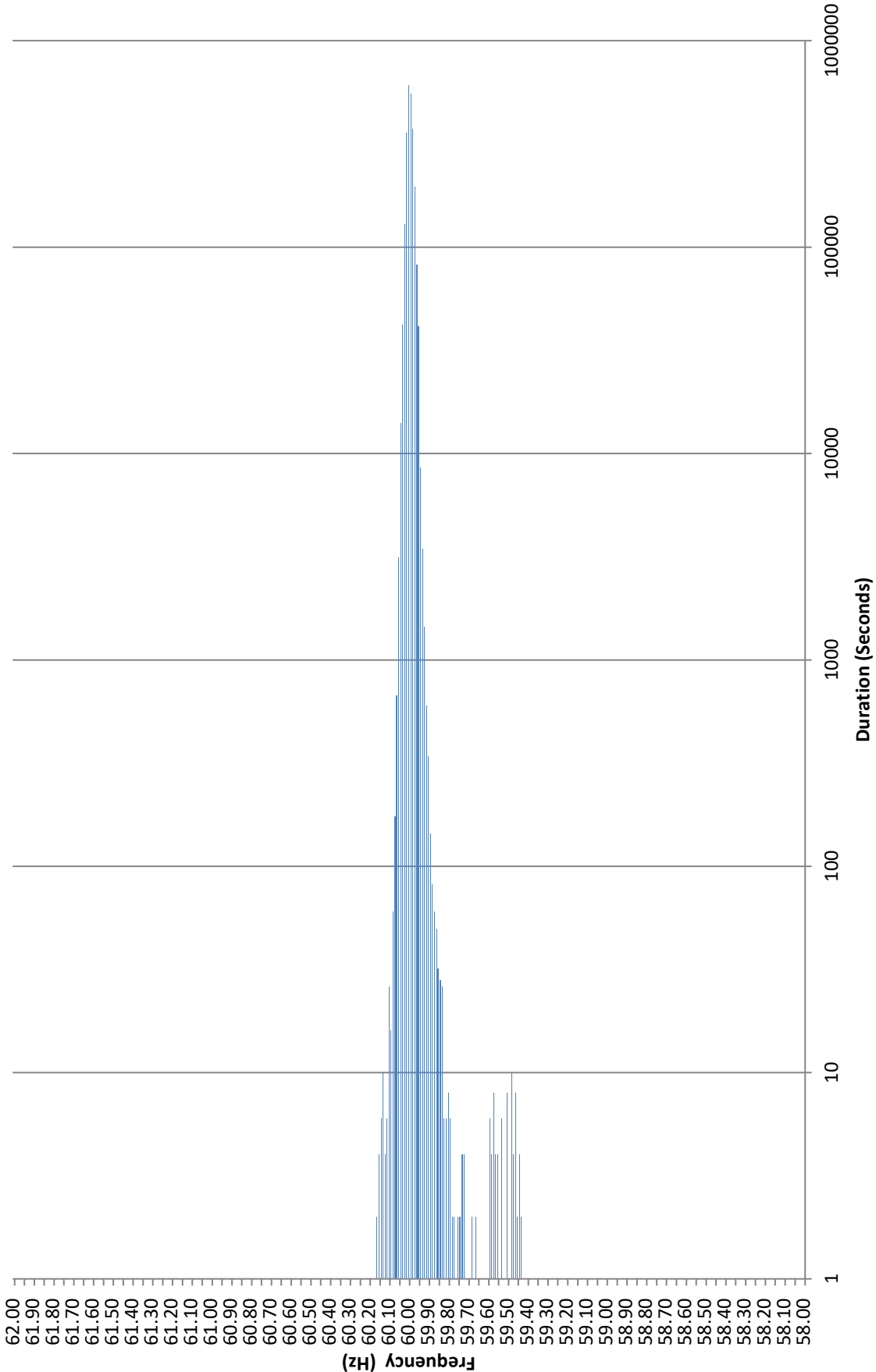
**Frequency Distribution Plot - Hawaiian Electric Company, Inc.
February 2022**



**Frequency Distribution Plot - Maui Electric Company, Limited
February 2022**



**Frequency Distribution Plot - Hawai'i Electric Light Company, Inc.
February 2022**



Hawaiian Electric Company, Inc. Frequency Excursion Statistics February 2022		
Data Rounded to the nearest	<59.95 Hz	>60.05 Hz
Number of Excursions	961	449
Maximum Duration (sec)	438	214
Maximum Deviation (Hz)	59.538	60.102
Total Duration of Excursions (sec)	14126	3934

Maui Electric Company, Limited Frequency Excursion Statistics February 2022		
	<59.95 Hz	>60.05 Hz
Number of Excursions	1064	707
Maximum Duration (sec)	72	120
Maximum Deviation (Hz)	59.866	60.108
Total Duration of Excursions (sec)	5060	5082

Hawai'i Electric Light Company, Inc. Frequency Excursion Statistics February 2022		
	<59.95 Hz	>60.05 Hz
Number of Excursions	6017	478
Maximum Duration (sec)	172	36
Maximum Deviation (Hz)	59.427	60.160
Total Duration of Excursions (sec)	36006	1940

HAWAIIAN ELECTRIC COMPANY, INC.
 CONTINGENCY RESERVE ACTIVATION EVENTS
 February 2022

Event #	Date & Time	Frequency (Hz)			Spinning Reserve Shortfall (MW)	Duration (HH:MM)	Description
		Prior to Event	Nadir	Trigger			
1	2/11/2022 18:48	60.00	59.54	NA	-5.00	0:11	Waiiau 8 tripped offline while generating ~79MW.

This page intentionally left blank.

HAWAIIAN ELECTRIC COMPANY, INC.
DEMAND RESPONSE EVENTS
February 2022

Event #	Date & Time	Frequency (Hz)			Load Shed (MW)	Duration (HH:MM)	Description
		Prior to Event	Nadir	Trigger			
1	2/11/2022 18:48	60.00	59.54	59.70	NA	0:02	Waiiau 8 tripped offline while generating ~79MW. RDLC activated.

Hawaiian Electric Company, Inc. Curtailment Report February 2022

Start Date/Time	Curtailment Set Point	MW output prior to start of curtailment	End Date/Time	MW output after curtailment released	Estimated MWh of curtailed energy during event (1)	IPP/Facility	Reason for Curtailment
02/01/22 05:43	0.0	0.00	02/01/22 06:10	0	*	KREP	System Constraints
02/01/22 05:44	0.0	0.00	02/01/22 15:02	0	*	Aloha2	System Constraints
02/01/22 05:45	0.0	0.00	02/01/22 06:09	0	0.00	WestL	System Constraints
02/01/22 11:40	0.0	14.60	02/01/22 13:09	0	*	KSMauka	Oversupply
02/01/22 11:40	0.0	17.00	02/01/22 13:09	0	*	KSMakai	Oversupply
02/01/22 14:27	0.0	2.00	02/01/22 14:58	0	*	KREP	System Constraints
02/01/22 14:28	0.0	13.70	02/01/22 15:04	0	8.13	WestL	System Constraints
02/03/22 06:46	0.0	8.60	02/03/22 07:28	0	*	NPM	System Constraints
02/03/22 09:43	0.0	17.50	02/03/22 15:31	0	*	KSMauka	Oversupply
02/03/22 09:44	0.0	16.70	02/03/22 15:31	0	*	KSMakai	Oversupply
02/03/22 09:44	0.0	2.30	02/03/22 15:23	0	*	Aloha2	Oversupply
02/03/22 09:55	0.0	2.10	02/03/22 15:22	0	*	MFO	Oversupply
02/03/22 09:56	0.0	14.00	02/03/22 15:22	0	*	NPM	Oversupply
02/03/22 07:17	0.0	0.00	02/03/22 07:55	0	*	North	System Constraints
02/03/22 07:18	0.0	0.00	02/03/22 07:56	0	*	South	System Constraints
02/03/22 07:19	0.0	0.00	02/03/22 09:36	0	*	KREP	System Constraints
02/03/22 07:21	0.0	0.00	02/03/22 09:38	0	13.74	WestL	System Constraints
02/03/22 10:23	6.8	12.03	02/03/22 11:00	6.8	*	Lani	Oversupply
02/03/22 10:23	23.5	41.39	02/03/22 11:00	23.5	*	Waipio	Oversupply
02/03/22 11:00	0.0	6.87	02/03/22 14:53	0	*	Lani	Oversupply
02/03/22 11:00	0.0	23.57	02/03/22 14:53	0	*	Waipio	Oversupply
02/03/22 11:53	0.0	17.90	02/03/22 14:04	0	36.27	WestL	Oversupply
02/03/22 16:54	0.0	1.60	02/03/22 17:43	0	*	North	System Constraints
02/03/22 16:55	0.0	0.50	02/03/22 17:43	0	*	South	System Constraints
02/03/22 15:16	0.0	2.60	02/03/22 16:50	0	*	KREP	System Constraints
02/03/22 15:18	0.0	14.20	02/03/22 16:52	0	15.80	WestL	System Constraints
02/03/22 16:58	0.0	2.11	02/03/22 17:37	0	*	KWMauka	System Constraints
02/03/22 17:00	0.0	10.93	02/03/22 17:39	0	*	KSMauka	System Constraints
02/03/22 21:48	0.0	2.40	02/03/22 21:58	0	*	NPM	System Constraints
02/04/22 07:09	0.0	0.00	02/04/22 08:46	0	5.42	WestL	System Constraints
02/04/22 07:11	0.0	0.00	02/04/22 08:45	0	*	KREP	System Constraints
02/04/22 07:22	0.0	0.00	02/04/22 08:41	0	*	KLS2	System Constraints
02/04/22 17:48	0.0	1.00	02/04/22 18:41	0	0.43	WestL	System Constraints
02/04/22 17:54	0.0	0.00	02/04/22 18:39	0	*	KREP	System Constraints
02/04/22 17:58	0.0	0.50	02/04/22 18:43	0	*	KLS2	System Constraints
02/04/22 19:42	0.0	0.00	02/05/22 07:50	0	*	KWF	System Constraints
02/05/22 12:00	0.0	19.50	02/05/22 14:10	0	*	KSMauka	Oversupply
02/05/22 12:00	0.0	17.60	02/05/22 14:10	0	*	KSMakai	Oversupply
02/06/22 12:55	0.0	22.80	02/06/22 13:45	0	*	KSMauka	Oversupply
02/07/22 08:46	0.0	5.50	02/07/22 09:43	0	*	KSMauka	Facility Requested
02/09/22 07:34	0.0	5.50	02/09/22 17:59	0	*	KWF	System Constraints
02/10/22 17:02	0.0	0.80	02/10/22 17:33	0	*	North	System Constraints
02/10/22 17:03	0.0	0.10	02/10/22 17:34	0	*	South	System Constraints
02/11/22 06:26	0.0	0.00	02/11/22 07:50	0	*	KWMauka	System Constraints
02/11/22 06:28	0.0	0.00	02/11/22 07:52	0	*	South	System Constraints
02/11/22 06:28	0.0	0.00	02/11/22 07:52	0	*	North	System Constraints
02/11/22 06:31	0.0	0.00	02/11/22 07:54	0	*	KSMauka	System Constraints
02/11/22 08:09	17.4	4.58	02/11/22 08:30	8.33	*	KSMauka	System Constraints
02/11/22 12:44	0.0	17.60	02/11/22 14:55	0	*	KSMakai	Oversupply
02/11/22 12:45	0.0	22.80	02/11/22 14:56	0	*	KSMauka	Oversupply
02/12/22 11:35	0.0	24.20	02/12/22 15:20	0	*	KSMauka	Oversupply
02/12/22 11:35	0.0	12.00	02/12/22 15:20	0	*	KSMakai	Oversupply
02/12/22 11:38	0.0	3.50	02/12/22 15:09	0	*	Aloha2	Oversupply
02/12/22 11:39	0.0	2.20	02/12/22 15:08	0	*	MFO	Oversupply
02/12/22 11:41	0.0	4.10	02/12/22 15:05	0	*	NPM	Oversupply
02/12/22 12:36	0.0	9.92	02/12/22 15:04	0	*	Lani	Oversupply
02/12/22 12:36	0.0	25.21	02/12/22 15:04	0	*	Waipio	Oversupply
02/13/22 10:49	0.0	23.90	02/13/22 15:55	0	*	KSMauka	Oversupply
02/13/22 10:48	0.0	15.40	02/13/22 15:55	0	*	KSMakai	Oversupply
02/13/22 13:36	0.0	1.60	02/13/22 15:38	0	*	Aloha2	Oversupply

Hawaiian Electric Company, Inc. Curtailment Report February 2022

Start Date/Time	Curtailment Set Point	MW output prior to start of curtailment	End Date/Time	MW output after curtailment released	Estimated MWh of curtailed energy during event (1)	IPP/Facility	Reason for Curtailment
02/13/22 13:36	0.0	2.30	02/13/22 15:37	0	*	MFO	Oversupply
02/13/22 13:37	0.0	4.10	02/13/22 15:37	0	*	NPM	Oversupply
02/13/22 13:39	0.0	12.87	02/13/22 15:11	0	*	Lani	Oversupply
02/13/22 13:39	0.0	44.90	02/13/22 15:11	0	*	Waipio	Oversupply
02/15/22 09:08	0.0	1.00	02/21/22 10:09	0	*	MFO	System Constraints
02/15/22 08:58	0.0	0.00	02/16/22 18:33	0	*	KWF	System Constraints
02/15/22 09:02	0.0	0.00	02/15/22 10:05	0	*	KWMauka	System Constraints
02/15/22 09:02	0.0	0.00	02/16/22 19:02	0	*	KWMakai	System Constraints
02/15/22 08:57	0.0	2.00	02/15/22 10:06	0	*	KSMauka	System Constraints
02/15/22 08:57	0.0	1.00	02/16/22 18:18	0	*	KSMakai	System Constraints
02/15/22 15:13	0.0	13.00	02/15/22 15:33	0	*	KWMauka	System Constraints
02/15/22 15:15	0.0	17.00	02/15/22 15:34	0	*	KSMauka	System Constraints
02/16/22 11:29	0.0	24.10	02/16/22 15:01	0	*	KSMauka	Oversupply
02/16/22 11:29	0.0	0.07	02/16/22 15:01	0	*	KSMakai	Oversupply
02/16/22 12:59	0.0	5.00	02/16/22 19:03	0	*	Aloha2	Oversupply
02/16/22 13:01	0.0	24.00	02/16/22 14:38	0	*	NPM	Oversupply
02/16/22 13:09	0.0	10.20	02/16/22 14:21	0	*	Lani	Oversupply
02/16/22 13:09	0.0	45.37	02/16/22 14:21	0	*	Waipio	Oversupply
02/16/22 15:48	0.0	13.90	02/16/22 18:18	0	*	KWMauka	System Constraints
02/16/22 15:55	0.0	23.10	02/16/22 18:23	0	*	KSMauka	System Constraints
02/17/22 12:14	0.0	29.00	02/17/22 14:02	0	*	KSMauka	Oversupply
02/17/22 07:17	0.0	1.70	02/17/22 20:26	0	*	KWF	System Constraints
02/17/22 07:11	0.0	0.00	02/17/22 09:18	0	*	KWMauka	System Constraints
02/17/22 07:12	0.0	0.00	02/17/22 20:07	0	*	KWMakai	System Constraints
02/17/22 07:51	0.0	0.50	02/17/22 09:01	0	*	KSMauka	System Constraints
02/17/22 07:51	0.0	0.00	02/17/22 20:13	0	*	KSMakai	System Constraints
02/17/22 17:28	0.0	3.00	02/17/22 20:07	0	*	KWMauka	System Constraints
02/17/22 17:30	0.0	2.80	02/17/22 20:13	0	*	KSMauka	System Constraints
02/18/22 06:51	0.0	0.90	02/18/22 17:44	0	*	KWF	System Constraints
02/18/22 06:58	0.0	0.00	02/18/22 17:21	0	*	KWMakai	System Constraints
02/18/22 06:59	0.0	0.00	02/18/22 08:01	0	*	KWMauka	System Constraints
02/18/22 07:02	0.0	0.00	02/18/22 08:00	0	*	KSMauka	System Constraints
02/18/22 07:03	0.0	0.00	02/18/22 17:29	0	*	KSMakai	System Constraints
02/18/22 15:07	0.0	2.20	02/18/22 17:21	0	*	KWMauka	System Constraints
02/18/22 15:09	0.0	19.90	02/18/22 17:29	0	*	KSMauka	System Constraints
02/20/22 10:05	0.0	5.00	02/20/22 14:47	0	*	KSMauka	Oversupply
02/20/22 10:05	0.0	19.10	02/20/22 14:47	0	*	KSMakai	Oversupply
02/20/22 11:32	0.0	2.50	02/20/22 15:34	0	*	Aloha2	Oversupply
02/20/22 11:32	0.0	1.40	02/20/22 14:32	0	*	NPM	Oversupply
02/20/22 11:46	6.9	12.40	02/20/22 12:46	5.9	*	Lani	Oversupply
02/20/22 11:46	23.4	42.09	02/20/22 12:46	22.86	*	Waipio	Oversupply
02/20/22 12:46	6.2	5.90	02/20/22 13:46	6.03	*	Lani	Oversupply
02/20/22 12:46	24.1	22.86	02/20/22 13:46	23.8	*	Waipio	Oversupply
02/20/22 13:46	6.0	6.03	02/20/22 14:16	6.12	*	Lani	Oversupply
02/20/22 13:46	24.3	23.8	02/20/22 14:16	14.66	*	Waipio	Oversupply
02/21/22 12:29	0.0	17.60	02/21/22 13:15	0	*	KSMauka	Oversupply
02/21/22 12:29	0.0	18.10	02/21/22 13:04	0	*	KSMakai	Oversupply
02/22/22 06:16	0.0	0.00	02/22/22 06:38	0	*	South	System Constraints
02/22/22 14:34	0.0	1.00	02/22/22 14:59	0	*	South	System Constraints
02/22/22 14:35	0.0	12.00	02/22/22 14:57	0	*	KWMauka	System Constraints
02/22/22 14:37	0.0	5.00	02/22/22 14:59	0	*	KSMauka	System Constraints
02/24/22 05:55	0.0	0.00	02/24/22 17:05	0	*	Aloha1	System Constraints
02/24/22 06:18	0.0	0.00	02/24/22 06:28	0	*	Waianae	System Constraints
02/24/22 06:49	0.0	18.70	02/24/22 16:13	0	*	NPM	System Constraints
02/24/22 06:58	0.0	0.00	02/24/22 07:53	0	*	MFO	System Constraints
02/24/22 07:16	0.0	13.80	02/24/22 07:55	0	*	KWF	System Constraints
02/24/22 07:19	0.0	1.20	02/24/22 07:51	0	*	KWMakai	System Constraints
02/24/22 07:22	0.0	0.00	02/24/22 07:46	0	*	KSMakai	System Constraints
02/24/22 15:53	0.0	27.30	02/24/22 17:02	0	*	Waianae	System Constraints
02/24/22 15:11	0.0	2.00	02/24/22 16:10	0	*	MFO	System Constraints
02/24/22 15:16	0.0	6.30	02/24/22 16:05	0	*	KWMakai	System Constraints
02/24/22 15:21	0.0	19.70	02/24/22 16:08	0	*	KSMakai	System Constraints
02/24/22 15:22	0.0	0.00	02/24/22 16:02	0	*	KWF	System Constraints

Hawaiian Electric Company, Inc. Curtailment Report February 2022

Start Date/Time	Curtailment Set Point	MW output prior to start of curtailment	End Date/Time	MW output after curtailment released	Estimated MWh of curtailed energy during event (1)	IPP/Facility	Reason for Curtailment
-----------------	-----------------------	---	---------------	--------------------------------------	--	--------------	------------------------

Aloha1 = Aloha Solar Energy Fund I
Aloha2 = Aloha Solar Energy Fund II
KLS2 = Kalaeloa Solar Two
KREP = Kalaeloa Renewable Energy Partners
KWF = Kahuku Wind Power
Lani = Lanikuhana Solar
MFO = Mauka FIT One Solar
NPM = Na Pua Makani Power Partners
KSMakai = Kawaiiloa Solar Makai
KSMauka = Kawaiiloa Solar Mauka
KWMakai = Kawaiiloa Wind Makai
KWMauka = Kawaiiloa Wind Mauka
North = Waihonu North
South = Waihonu South
Waianaes = EE Waianaes Solar Project
Waipio = Waipio PV
WestL = West Loch PV

(1) The estimated MWh of energy curtailed during the event is supplied by IPP, and HECO does not make any representations as to its accuracy.
* Data has not been provided by IPP.



Lanai Curtailment Report

February 2022

Start Date and Time	Duration (h:mm)	IPP Curtailed	Estimated MWh Curtailed	Peak MW Curtailed	Reasons for Curtailment
2/1/2022 7:54	0:23	LSR	Data is not available	Data is not available	Oversupply
2/25/2022 8:55	0:02	LSR	Data is not available	Data is not available	Oversupply
2/26/2022 8:01	0:10	LSR	Data is not available	Data is not available	Oversupply
2/26/2022 8:13	0:03	LSR	Data is not available	Data is not available	Oversupply
2/26/2022 8:19	0:12	LSR	Data is not available	Data is not available	Oversupply
2/26/2022 10:09	0:01	LSR	Data is not available	Data is not available	Oversupply

Notes:

On June 27, 2012, Maui Electric notified Lanai Sustainability Research (LSR) that although LSR has not operated in compliance with the revised ramp rate of 360 kW/minute, Maui Electric would conditionally allow LSR to operate at the allowed capacity of 1.2 MW while the Maui Electric-Lanai Diesel Operator was in the control room.

LSR possible output data is not available. Therefore, Maui Electric assumes LSR is curtailed if the LSR curtailment set point is less than 1,200 kW and LSR's output is within 70 kW of the curtailment set point.

The curtailment reasons have been modified to oversupply, system constraints, and facility requested, to provide continuity with HPUC Docket No. 2013-0141 Decoupling for HECO companies' metrics.

Facility Requested curtailment includes but is not limited to conditions that are attributed to IPPs such as communication problems and curtailment control testing.



Maui Curtailment Report

February 2022

Start Date and Time	Duration (minutes)	IPP Curtailed	Estimated Curtailed MWH	Peak MW Curtailed	Reasons for Curtailment
2/1/2022 2:50	0:01	KWPII	0.00140	0.08383	Oversupply
2/1/2022 6:49	0:03	BS250	Data is not available	Data is not available	Oversupply
2/1/2022 6:50	0:03	KWPII	0.01812	14.15699	Oversupply
2/1/2022 8:29	0:02	SSA2	-0.00418	0.13900	Oversupply
2/1/2022 8:30	0:02	SSA3	0.01794	0.11900	Oversupply
2/1/2022 8:32	0:02	BS250	Data is not available	Data is not available	Oversupply
2/1/2022 8:32	0:02	SSA3	0.01794	1.00200	Oversupply
2/1/2022 8:33	0:02	SSA2	-0.00327	0.02800	Oversupply
2/1/2022 8:36	0:02	BS250	Data is not available	Data is not available	Oversupply
2/1/2022 8:36	0:02	SSA3	0.01794	-0.00200	Oversupply
2/1/2022 8:37	0:02	SSA2	-0.00321	-0.00100	Oversupply
2/1/2022 8:46	0:02	SSA3	0.02273	1.19000	Oversupply
2/1/2022 8:49	0:02	SSA2	0.01778	0.75400	Oversupply
2/1/2022 8:51	0:02	SSA2	0.01749	0.71800	Oversupply
2/1/2022 8:52	0:02	SSA3	0.02273	0.72100	Oversupply
2/1/2022 8:53	0:03	BS250	Data is not available	Data is not available	Oversupply
2/1/2022 8:53	0:04	SSA2	0.03541	0.01100	Oversupply
2/1/2022 8:54	0:02	KWPII	0.01604	18.32545	Oversupply
2/1/2022 8:54	0:02	SSA3	0.02273	0.01000	Oversupply
2/1/2022 8:56	0:02	SSA3	0.02292	-0.00200	Oversupply
2/1/2022 8:57	0:02	SSA2	0.01749	-0.00200	Oversupply
2/1/2022 8:58	0:02	SSA3	0.02508	-0.00200	Oversupply
2/1/2022 8:59	0:02	SSA2	0.02714	0.27800	Oversupply
2/1/2022 9:00	0:02	SSA3	0.04537	0.26800	Oversupply
2/1/2022 9:01	0:02	SSA2	0.03613	0.51000	Oversupply
2/1/2022 9:02	0:02	SSA3	0.04500	0.45700	Oversupply
2/1/2022 9:03	0:44	BS250	Data is not available	Data is not available	Oversupply
2/1/2022 9:03	0:02	SSA2	0.03852	0.01900	Oversupply
2/1/2022 9:04	0:43	KWPII	3.27023	16.46826	Oversupply
2/1/2022 9:04	0:02	SSA3	0.04500	-0.00200	Oversupply
2/1/2022 9:05	0:02	SSA2	0.03613	0.00100	Oversupply
2/1/2022 9:06	1:37	SSA3	3.14784	-0.00200	Oversupply
2/1/2022 9:07	0:02	SSA2	0.03613	-0.00200	Oversupply
2/1/2022 9:09	1:35	SSA2	2.34273	0.00400	Oversupply
2/1/2022 9:48	0:55	BS250	Data is not available	Data is not available	Oversupply
2/1/2022 9:48	0:54	KWPII	5.88824	15.56411	Oversupply
2/1/2022 10:43	0:02	SSA3	0.07555	0.01900	Oversupply
2/1/2022 10:44	0:02	SSA2	0.05622	0.87900	Oversupply
2/1/2022 10:45	0:04	BS250	Data is not available	Data is not available	Oversupply
2/1/2022 10:45	0:04	SSA3	0.11575	0.13000	Oversupply
2/1/2022 10:46	0:03	KWPII	0.02099	11.13119	Oversupply
2/1/2022 10:46	0:04	SSA2	0.08569	0.01800	Oversupply
2/1/2022 10:49	0:02	SSA3	0.05860	0.14100	Oversupply
2/1/2022 10:50	0:02	SSA2	0.04285	-0.00200	Oversupply
2/1/2022 10:51	0:02	SSA3	0.05764	0.88500	Oversupply
2/1/2022 10:52	0:02	SSA2	0.04285	0.07200	Oversupply
2/1/2022 10:53	0:02	SSA3	0.05812	0.59500	Oversupply
2/1/2022 10:54	0:01	BS250	Data is not available	Data is not available	Oversupply
2/1/2022 10:54	0:02	SSA2	0.04249	0.13900	Oversupply
2/1/2022 10:58	0:02	SSA2	0.04502	0.55600	Oversupply
2/1/2022 10:59	0:02	BS250	Data is not available	Data is not available	Oversupply
2/1/2022 10:59	0:02	SSA3	0.07632	0.09200	Oversupply
2/1/2022 11:00	0:02	KWPII	0.01396	14.30968	Oversupply
2/1/2022 11:00	0:02	SSA2	0.03975	0.02900	Oversupply
2/1/2022 11:01	0:02	SSA3	0.08495	-0.00300	Oversupply
2/1/2022 11:02	0:01	BS250	Data is not available	Data is not available	Oversupply
2/1/2022 11:02	0:02	SSA2	0.03975	0.00400	Oversupply
2/1/2022 11:03	0:02	SSA3	0.08565	-0.00300	Oversupply
2/1/2022 11:04	0:02	SSA2	0.03943	0.13100	Oversupply
2/1/2022 11:05	0:02	SSA3	0.08565	0.06700	Oversupply
2/1/2022 11:06	0:02	SSA2	0.04008	0.42400	Oversupply
2/1/2022 11:07	0:02	SSA3	0.08636	0.80600	Oversupply
2/1/2022 11:08	5:39	BS250	Data is not available	Data is not available	Oversupply
2/1/2022 11:08	0:02	SSA2	0.03975	0.06900	Oversupply
2/1/2022 11:09	0:04	SSA3	0.17131	-0.00100	Oversupply
2/1/2022 11:10	0:03	KWPII	0.01985	14.01229	Oversupply
2/1/2022 11:10	0:02	SSA2	0.03975	-0.00200	Oversupply
2/1/2022 11:12	0:02	SSA2	0.03943	-0.00200	Oversupply
2/1/2022 11:13	5:35	SSA3	13.16809	-0.00300	Oversupply
2/1/2022 11:14	5:33	KWPII	47.96564	20.08984	Oversupply
2/1/2022 11:14	5:34	SSA2	14.15956	-0.00200	Oversupply
2/1/2022 11:31	0:05	AWE	0.04726	16.30000	Oversupply



Maui Curtailment Report

February 2022

Start Date and Time	Duration (minutes)	IPP Curtailed	Estimated Curtailed MWH	Peak MW Curtailed	Reasons for Curtailment
2/1/2022 11:38	0:03	AWE	0.02428	14.30000	Oversupply
2/1/2022 11:59	0:01	AWE	0.00887	12.10000	Oversupply
2/1/2022 12:01	0:01	AWE	0.00470	10.30000	Oversupply
2/1/2022 12:03	2:16	AWE	8.69726	15.00000	Oversupply
2/1/2022 14:20	0:09	AWE	0.18956	16.60000	Oversupply
2/1/2022 14:59	0:01	AWE	0.00340	18.70000	Oversupply
2/1/2022 15:02	0:03	AWE	0.01241	19.20000	Oversupply
2/1/2022 15:06	0:01	AWE	0.00945	20.20000	Oversupply
2/1/2022 15:30	0:01	AWE	0.00165	20.30000	Oversupply
2/1/2022 15:32	0:02	AWE	0.01231	20.50000	Oversupply
2/1/2022 16:48	0:02	SSA3	0.01903	0.30500	Oversupply
2/1/2022 16:48	0:02	SSA2	0.02736	0.13000	Oversupply
2/1/2022 16:49	0:01	BS250	Data is not available	Data is not available	Oversupply
2/1/2022 16:50	0:02	SSA3	0.01935	0.27100	Oversupply
2/1/2022 16:50	0:02	SSA2	0.02736	0.03600	Oversupply
2/1/2022 16:52	0:02	SSA3	0.01919	0.18600	Oversupply
2/1/2022 16:52	0:02	SSA2	0.02713	0.49500	Oversupply
2/1/2022 16:54	0:02	SSA2	0.02736	0.44100	Oversupply
2/1/2022 16:54	0:02	SSA3	0.01919	0.36800	Oversupply
2/1/2022 17:45	0:02	SSA2	0.00183	0.55700	Oversupply
2/1/2022 21:01	0:01	KWPPI	0.00131	19.08390	Oversupply
2/1/2022 21:06	0:01	KWPPI	0.02178	18.37335	Oversupply
2/1/2022 21:08	0:02	KWPPI	0.03926	19.88825	Oversupply
2/1/2022 21:19	0:04	KWPPI	0.04783	19.90222	Oversupply
2/1/2022 21:30	2:53	KWPPI	29.19572	19.84733	Oversupply
2/1/2022 23:21	0:01	AWE	0.00224	19.70000	Oversupply
2/2/2022 0:25	0:04	KWPPI	0.07906	12.04133	Oversupply
2/2/2022 1:55	0:01	KWPPI	0.00022	0.01297	Oversupply
2/2/2022 3:14	0:01	AWE	0.00152	20.70000	Oversupply
2/2/2022 3:17	0:04	AWE	0.01165	21.00000	Oversupply
2/2/2022 3:24	0:03	AWE	0.01328	21.00000	Oversupply
2/2/2022 9:28	0:02	SSA2	0.00084	1.49100	Oversupply
2/2/2022 9:37	0:02	SSA2	0.02278	1.62000	Oversupply
2/2/2022 9:37	0:02	SSA3	0.02583	1.87100	Oversupply
2/2/2022 9:39	0:02	SSA2	0.02278	0.06100	Oversupply
2/2/2022 9:39	0:02	SSA3	0.02541	0.13100	Oversupply
2/2/2022 9:40	0:03	BS250	Data is not available	Data is not available	Oversupply
2/2/2022 9:41	0:02	SSA2	0.02259	0.16800	Oversupply
2/2/2022 9:41	0:02	SSA3	0.02583	0.19800	Oversupply
2/2/2022 9:43	0:02	SSA2	0.02367	0.23700	Oversupply
2/2/2022 9:43	0:02	SSA3	0.03242	0.01400	Oversupply
2/2/2022 9:45	0:02	SSA2	0.04261	0.38300	Oversupply
2/2/2022 9:45	0:02	SSA3	0.05578	0.08800	Oversupply
2/2/2022 9:47	0:02	SSA2	0.04261	0.19800	Oversupply
2/2/2022 9:47	0:02	SSA3	0.05578	0.10600	Oversupply
2/2/2022 9:48	0:03	BS250	Data is not available	Data is not available	Oversupply
2/2/2022 9:49	0:01	AWE	0.00264	16.20000	Oversupply
2/2/2022 9:49	0:02	SSA2	0.04261	0.05700	Oversupply
2/2/2022 9:49	0:02	SSA3	0.05578	0.02000	Oversupply
2/2/2022 9:51	0:02	SSA2	0.04261	0.15400	Oversupply
2/2/2022 9:51	0:02	SSA3	0.05532	0.55200	Oversupply
2/2/2022 9:53	0:02	SSA2	0.04225	0.18700	Oversupply
2/2/2022 9:53	0:02	SSA3	0.05578	1.51300	Oversupply
2/2/2022 9:55	0:02	SSA2	0.04261	0.13900	Oversupply
2/2/2022 9:55	0:02	SSA3	0.05578	0.68000	Oversupply
2/2/2022 9:57	0:02	SSA2	0.04225	0.23400	Oversupply
2/2/2022 9:57	0:02	SSA3	0.05532	0.05500	Oversupply
2/2/2022 9:58	0:02	BS250	Data is not available	Data is not available	Oversupply
2/2/2022 9:58	0:01	KWPPI	0.00238	0.19660	Oversupply
2/2/2022 9:59	0:02	SSA2	0.04494	0.01000	Oversupply
2/2/2022 9:59	0:02	SSA3	0.06355	-0.00200	Oversupply
2/2/2022 10:01	0:02	SSA2	0.06285	-0.00200	Oversupply
2/2/2022 10:01	0:02	SSA3	0.07112	-0.00200	Oversupply
2/2/2022 10:03	0:02	SSA2	0.06285	-0.00200	Oversupply
2/2/2022 10:03	0:02	SSA3	0.06996	-0.00200	Oversupply
2/2/2022 10:04	0:01	BS250	Data is not available	Data is not available	Oversupply
2/2/2022 10:04	0:01	AWE	0.00393	14.10000	Oversupply
2/2/2022 10:04	0:01	KWPPI	0.00837	0.50197	Oversupply
2/2/2022 10:05	0:02	SSA2	0.06233	0.00700	Oversupply
2/2/2022 10:05	0:02	SSA3	0.07054	0.03000	Oversupply
2/2/2022 10:06	0:01	AWE	0.00374	14.50000	Oversupply
2/2/2022 10:06	0:01	KWPPI	0.00045	0.14770	Oversupply



Maui Curtailment Report

February 2022

Start Date and Time	Duration (minutes)	IPP Curtailed	Estimated Curtailed MWH	Peak MW Curtailed	Reasons for Curtailment
2/2/2022 10:07	0:02	SSA2	0.06285	0.14000	Oversupply
2/2/2022 10:07	0:02	SSA3	0.07054	0.37600	Oversupply
2/2/2022 10:08	2:23	BS250	Data is not available	Data is not available	Oversupply
2/2/2022 10:09	0:03	KWPPII	0.02387	0.58281	Oversupply
2/2/2022 10:09	2:23	SSA2	5.99341	0.01500	Oversupply
2/2/2022 10:09	3:14	SSA3	8.74257	0.01000	Oversupply
2/2/2022 10:11	0:01	AWE	0.01570	14.20000	Oversupply
2/2/2022 10:13	0:03	KWPPII	0.01138	0.26745	Oversupply
2/2/2022 10:13	2:04	AWE	9.86515	15.60000	Oversupply
2/2/2022 10:17	0:35	KWPPII	0.24442	0.68959	Oversupply
2/2/2022 10:53	0:02	KWPPII	0.00228	0.09181	Oversupply
2/2/2022 11:02	0:01	KWPPII	0.00188	0.11277	Oversupply
2/2/2022 11:05	0:01	KWPPII	0.00125	0.07485	Oversupply
2/2/2022 11:05	7:06	17-2	3.59517	0.75000	Oversupply
2/2/2022 11:08	1:15	KWPPII	0.88772	1.37818	Oversupply
2/2/2022 12:18	0:04	AWE	0.04252	12.10000	Oversupply
2/2/2022 12:24	0:08	KWPPII	0.09390	1.19156	Oversupply
2/2/2022 12:25	0:02	AWE	0.00281	12.10000	Oversupply
2/2/2022 12:28	0:01	AWE	0.01554	11.90000	Oversupply
2/2/2022 12:30	0:01	AWE	0.00066	11.70000	Oversupply
2/2/2022 12:32	0:02	SSA2	0.09646	0.04200	Oversupply
2/2/2022 12:33	0:48	BS250	Data is not available	Data is not available	Oversupply
2/2/2022 12:34	0:48	KWPPII	0.61190	1.49294	Oversupply
2/2/2022 12:34	0:48	SSA2	2.30460	-0.00100	Oversupply
2/2/2022 12:35	0:06	AWE	0.02968	11.00000	Oversupply
2/2/2022 12:43	0:02	AWE	0.00740	11.20000	Oversupply
2/2/2022 12:47	0:19	AWE	0.47137	12.90000	Oversupply
2/2/2022 13:07	0:02	AWE	0.01076	13.60000	Oversupply
2/2/2022 13:10	0:10	AWE	0.15348	13.50000	Oversupply
2/2/2022 13:21	0:01	AWE	0.00571	13.10000	Oversupply
2/2/2022 13:22	0:02	SSA2	0.09512	0.10800	Oversupply
2/2/2022 13:23	0:02	SSA3	0.09512	0.23400	Oversupply
2/2/2022 13:24	0:02	SSA2	0.09433	0.02700	Oversupply
2/2/2022 13:25	0:01	BS250	Data is not available	Data is not available	Oversupply
2/2/2022 13:25	0:04	SSA3	0.18945	-0.00400	Oversupply
2/2/2022 13:26	0:02	SSA2	0.09512	0.13600	Oversupply
2/2/2022 13:28	0:03	BS250	Data is not available	Data is not available	Oversupply
2/2/2022 13:28	0:04	KWPPII	0.00788	0.40018	Oversupply
2/2/2022 13:28	0:02	SSA2	0.09512	0.00400	Oversupply
2/2/2022 13:29	0:02	SSA3	0.09606	0.00300	Oversupply
2/2/2022 13:30	0:02	SSA2	0.09433	-0.00300	Oversupply
2/2/2022 13:31	0:06	SSA3	0.29019	0.16300	Oversupply
2/2/2022 13:32	0:04	BS250	Data is not available	Data is not available	Oversupply
2/2/2022 13:32	0:04	SSA2	0.19102	-0.00300	Oversupply
2/2/2022 13:33	0:04	AWE	0.07290	14.50000	Oversupply
2/2/2022 13:33	0:04	KWPPII	0.01459	0.41615	Oversupply
2/2/2022 13:36	0:02	SSA2	0.09512	0.04700	Oversupply
2/2/2022 13:37	0:10	BS250	Data is not available	Data is not available	Oversupply
2/2/2022 13:37	0:02	SSA3	0.09567	-0.00300	Oversupply
2/2/2022 13:38	0:02	SSA2	0.09512	0.01300	Oversupply
2/2/2022 13:39	0:03	AWE	0.01743	14.10000	Oversupply
2/2/2022 13:39	0:08	SSA3	0.38246	0.01900	Oversupply
2/2/2022 13:40	0:14	KWPPII	0.09402	0.69458	Oversupply
2/2/2022 13:40	0:06	SSA2	0.28379	0.03600	Oversupply
2/2/2022 13:43	0:03	AWE	0.03768	15.50000	Oversupply
2/2/2022 13:46	0:02	SSA2	0.09512	0.00300	Oversupply
2/2/2022 13:47	0:14	SSA3	0.65590	0.05100	Oversupply
2/2/2022 13:48	0:50	BS250	Data is not available	Data is not available	Oversupply
2/2/2022 13:48	0:14	SSA2	0.66526	0.01200	Oversupply
2/2/2022 13:49	0:12	AWE	0.15692	16.90000	Oversupply
2/2/2022 13:55	0:42	KWPPII	0.91978	3.59763	Oversupply
2/2/2022 14:01	0:36	SSA3	1.51616	0.00800	Oversupply
2/2/2022 14:02	0:02	AWE	0.01329	16.70000	Oversupply
2/2/2022 14:02	0:34	SSA2	1.54088	-0.00200	Oversupply
2/2/2022 14:05	0:02	AWE	0.01644	16.70000	Oversupply
2/2/2022 14:09	0:08	AWE	0.11704	16.70000	Oversupply
2/2/2022 14:19	0:01	AWE	0.00839	17.40000	Oversupply
2/2/2022 14:23	0:01	AWE	0.00005	16.40000	Oversupply
2/2/2022 14:26	0:04	AWE	0.02487	17.80000	Oversupply
2/2/2022 14:31	0:01	AWE	0.00298	18.20000	Oversupply
2/2/2022 14:36	0:02	SSA2	0.06860	0.07800	Oversupply
2/2/2022 14:37	0:02	SSA3	0.05488	0.00600	Oversupply



Maui Curtailment Report

February 2022

Start Date and Time	Duration (minutes)	IPP Curtailed	Estimated Curtailed MWH	Peak MW Curtailed	Reasons for Curtailment
2/2/2022 14:38	0:01	KWP11	0.00598	2.91403	Oversupply
2/2/2022 14:38	0:02	SSA2	0.06917	0.13300	Oversupply
2/2/2022 14:40	0:02	SSA3	0.05488	0.37600	Oversupply
2/2/2022 14:40	0:02	SSA2	0.06860	1.60700	Oversupply
2/2/2022 14:42	0:02	SSA3	0.05488	0.81700	Oversupply
2/2/2022 14:42	0:02	SSA2	0.06917	1.45700	Oversupply
2/2/2022 14:44	0:02	SSA3	0.02618	2.66600	Oversupply
2/2/2022 14:48	0:02	SSA2	0.00741	2.60900	Oversupply
2/2/2022 14:56	0:02	SSA3	0.00981	1.78400	Oversupply
2/2/2022 14:56	0:02	SSA2	0.00735	2.58500	Oversupply
2/2/2022 14:58	0:02	SSA3	0.01103	2.33600	Oversupply
2/2/2022 15:00	0:02	SSA3	0.01798	1.24200	Oversupply
2/2/2022 15:01	0:02	SSA2	0.01733	1.57700	Oversupply
2/2/2022 15:02	0:04	SSA3	0.03596	1.04300	Oversupply
2/2/2022 15:03	0:02	SSA2	0.01719	0.90800	Oversupply
2/2/2022 15:05	0:02	SSA2	0.01733	1.93600	Oversupply
2/2/2022 15:06	0:02	SSA3	0.01798	1.29300	Oversupply
2/2/2022 15:07	0:02	SSA2	0.01719	1.31100	Oversupply
2/2/2022 15:08	0:02	SSA3	0.01783	1.59700	Oversupply
2/3/2022 7:40	10:34	17-2	6.17415	0.74700	Oversupply
2/3/2022 8:38	0:02	SSA2	-0.01292	0.67300	Oversupply
2/3/2022 8:38	0:02	SSA3	0.00822	1.12700	Oversupply
2/3/2022 8:42	0:02	SSA2	-0.01292	0.08600	Oversupply
2/3/2022 8:43	0:02	SSA3	0.00851	0.36300	Oversupply
2/3/2022 8:44	0:10	BS250	Data is not available	Data is not available	Oversupply
2/3/2022 8:44	0:02	SSA2	0.00112	0.05500	Oversupply
2/3/2022 8:45	0:02	SSA3	0.04182	0.00400	Oversupply
2/3/2022 8:46	0:09	KWP11	0.23704	7.97865	Oversupply
2/3/2022 8:46	0:08	SSA2	0.11785	-0.00200	Oversupply
2/3/2022 8:47	0:08	SSA3	0.16695	0.00300	Oversupply
2/3/2022 8:56	0:02	BS250	Data is not available	Data is not available	Oversupply
2/3/2022 8:56	0:02	SSA2	0.02928	0.00400	Oversupply
2/3/2022 8:57	0:01	KWP11	0.03565	6.92781	Oversupply
2/3/2022 8:57	0:02	SSA3	0.04182	0.00600	Oversupply
2/3/2022 9:37	0:02	SSA2	0.01758	1.51700	Oversupply
2/3/2022 9:37	0:02	SSA3	0.02103	1.89700	Oversupply
2/3/2022 9:39	0:02	SSA2	0.01743	0.72800	Oversupply
2/3/2022 9:39	0:02	SSA3	0.02121	0.62100	Oversupply
2/3/2022 9:41	0:02	SSA2	0.01758	0.21100	Oversupply
2/3/2022 9:41	0:02	SSA3	0.02103	0.21700	Oversupply
2/3/2022 9:43	0:02	SSA2	0.02101	1.06400	Oversupply
2/3/2022 9:43	0:02	SSA3	0.02941	1.17500	Oversupply
2/3/2022 9:45	0:01	BS250	Data is not available	Data is not available	Oversupply
2/3/2022 9:45	0:04	SSA2	0.10856	0.02300	Oversupply
2/3/2022 9:45	0:02	SSA3	0.06189	0.02300	Oversupply
2/3/2022 9:47	0:03	BS250	Data is not available	Data is not available	Oversupply
2/3/2022 9:47	0:02	SSA3	0.06189	0.03200	Oversupply
2/3/2022 9:48	0:02	KWP11	0.01302	6.20828	Oversupply
2/3/2022 9:49	0:02	SSA2	0.05383	-0.00200	Oversupply
2/3/2022 9:49	0:02	SSA3	0.06138	0.00700	Oversupply
2/3/2022 9:51	0:02	SSA2	0.05428	-0.00200	Oversupply
2/3/2022 9:51	0:02	SSA3	0.06189	0.26100	Oversupply
2/3/2022 9:53	0:02	SSA2	0.05428	-0.00200	Oversupply
2/3/2022 9:53	0:02	SSA3	0.06189	0.36100	Oversupply
2/3/2022 9:54	2:49	BS250	Data is not available	Data is not available	Oversupply
2/3/2022 9:55	2:48	KWP11	10.68855	6.82701	Oversupply
2/3/2022 9:55	2:49	SSA2	6.92193	0.00200	Oversupply
2/3/2022 9:55	2:47	SSA3	7.11019	0.01300	Oversupply
2/3/2022 10:05	0:04	AWE	0.03952	8.70000	Oversupply
2/3/2022 10:11	0:11	AWE	0.36307	7.80000	Oversupply
2/3/2022 10:24	0:59	AWE	2.36569	9.00000	Oversupply
2/3/2022 11:26	0:01	AWE	0.00410	7.20000	Oversupply
2/3/2022 11:28	0:01	AWE	0.00317	6.40000	Oversupply
2/3/2022 11:32	0:08	AWE	0.01798	5.80000	Oversupply
2/3/2022 11:41	0:01	AWE	0.00287	5.00000	Oversupply
2/3/2022 11:48	0:04	AWE	0.02784	4.40000	Oversupply
2/3/2022 11:54	0:06	AWE	0.07467	4.60000	Oversupply
2/3/2022 12:01	0:01	AWE	0.00668	3.60000	Oversupply
2/3/2022 12:04	0:04	AWE	0.05942	4.80000	Oversupply
2/3/2022 12:10	0:33	AWE	0.88572	5.60000	Oversupply
2/3/2022 12:42	0:02	SSA3	0.09109	0.15800	Oversupply
2/3/2022 12:44	0:02	SSA2	0.07544	0.51500	Oversupply



Maui Curtailment Report

February 2022

Start Date and Time	Duration (minutes)	IPP Curtailed	Estimated Curtailed MWH	Peak MW Curtailed	Reasons for Curtailment
2/3/2022 12:44	0:02	SSA3	0.06686	1.03400	Oversupply
2/3/2022 12:46	0:01	BS250	Data is not available	Data is not available	Oversupply
2/3/2022 12:46	0:02	SSA2	0.06420	0.02000	Oversupply
2/3/2022 12:46	0:02	SSA3	0.06420	0.22300	Oversupply
2/3/2022 12:48	0:02	SSA2	0.06367	0.48300	Oversupply
2/3/2022 12:48	0:02	SSA3	0.06420	1.04300	Oversupply
2/3/2022 12:50	0:02	SSA2	0.06420	2.52900	Oversupply
2/3/2022 12:50	0:02	SSA3	0.06420	1.63500	Oversupply
2/3/2022 12:52	0:02	SSA2	0.06367	0.98200	Oversupply
2/3/2022 12:52	0:02	SSA3	0.06526	1.15900	Oversupply
2/3/2022 12:54	0:02	SSA2	0.06420	0.71600	Oversupply
2/3/2022 12:54	0:02	SSA3	0.06579	0.38800	Oversupply
2/3/2022 12:56	0:02	SSA2	0.06420	1.47600	Oversupply
2/3/2022 12:56	0:02	SSA3	0.06367	1.66800	Oversupply
2/3/2022 12:58	0:02	SSA2	0.06683	0.92900	Oversupply
2/3/2022 12:58	0:02	SSA3	0.07354	0.75800	Oversupply
2/3/2022 13:00	0:02	SSA2	0.08436	0.58400	Oversupply
2/3/2022 13:01	0:02	SSA3	0.08100	0.72900	Oversupply
2/3/2022 13:02	0:02	SSA2	0.08436	0.44600	Oversupply
2/3/2022 13:03	0:01	KWP1I	0.00040	6.65237	Oversupply
2/3/2022 13:03	0:02	SSA3	0.08167	0.02500	Oversupply
2/3/2022 13:04	0:02	SSA2	0.08367	-0.00300	Oversupply
2/3/2022 13:05	0:02	SSA3	0.08167	0.10900	Oversupply
2/3/2022 13:06	0:02	SSA2	0.08436	-0.00300	Oversupply
2/3/2022 13:07	0:02	SSA3	0.08167	0.03500	Oversupply
2/3/2022 13:08	0:01	BS250	Data is not available	Data is not available	Oversupply
2/3/2022 13:08	0:01	KWP1I	0.00247	6.28712	Oversupply
2/3/2022 13:08	0:02	SSA2	0.08367	-0.00300	Oversupply
2/3/2022 13:09	0:02	SSA3	0.08167	0.19900	Oversupply
2/3/2022 13:10	0:02	SSA2	0.08436	0.66900	Oversupply
2/3/2022 13:11	0:02	SSA3	0.08100	1.37500	Oversupply
2/3/2022 13:12	0:02	SSA2	0.08436	0.81500	Oversupply
2/3/2022 13:13	0:01	BS250	Data is not available	Data is not available	Oversupply
2/3/2022 13:13	0:02	SSA3	0.08234	0.02100	Oversupply
2/3/2022 13:14	0:02	SSA2	0.09207	0.76200	Oversupply
2/3/2022 13:15	0:02	SSA3	0.09512	0.78700	Oversupply
2/3/2022 13:16	0:02	SSA2	0.09646	0.41900	Oversupply
2/3/2022 13:17	0:07	BS250	Data is not available	Data is not available	Oversupply
2/3/2022 13:17	0:04	KWP1I	0.03409	6.37594	Oversupply
2/3/2022 13:17	0:14	SSA3	0.66343	0.01600	Oversupply
2/3/2022 13:18	0:02	SSA2	0.09646	-0.00300	Oversupply
2/3/2022 13:20	0:02	SSA2	0.09567	-0.00300	Oversupply
2/3/2022 13:22	0:02	KWP1I	0.01999	5.83405	Oversupply
2/3/2022 13:22	0:02	SSA2	0.09646	-0.00300	Oversupply
2/3/2022 13:24	0:02	SSA2	0.09567	0.04400	Oversupply
2/3/2022 13:26	0:05	BS250	Data is not available	Data is not available	Oversupply
2/3/2022 13:26	0:04	SSA2	0.19132	0.01100	Oversupply
2/3/2022 13:27	0:04	KWP1I	0.04206	6.14541	Oversupply
2/3/2022 13:30	0:02	SSA2	0.08974	0.01400	Oversupply
2/3/2022 13:31	0:02	SSA3	0.09157	0.11100	Oversupply
2/3/2022 13:32	0:06	SSA2	0.26848	0.04200	Oversupply
2/3/2022 13:33	0:06	BS250	Data is not available	Data is not available	Oversupply
2/3/2022 13:33	0:02	KWP1I	0.00958	6.27315	Oversupply
2/3/2022 13:33	0:04	SSA3	0.18313	0.08500	Oversupply
2/3/2022 13:37	0:02	SSA3	0.09157	0.00000	Oversupply
2/3/2022 13:38	0:01	KWP1I	0.00170	5.28118	Oversupply
2/3/2022 13:38	0:02	SSA2	0.08974	-0.00300	Oversupply
2/3/2022 13:39	0:04	SSA3	0.18313	0.13300	Oversupply
2/3/2022 13:40	0:02	SSA2	0.08900	0.12100	Oversupply
2/3/2022 13:42	0:02	SSA2	0.08974	0.40900	Oversupply
2/3/2022 13:43	0:02	SSA3	0.08490	0.40900	Oversupply
2/3/2022 13:44	0:02	SSA2	0.06230	0.56600	Oversupply
2/3/2022 13:45	0:02	SSA3	0.05223	0.60300	Oversupply
2/3/2022 13:46	0:02	SSA2	0.05433	0.93300	Oversupply
2/3/2022 13:47	0:02	SSA3	0.05223	1.43200	Oversupply
2/3/2022 13:48	0:02	SSA2	0.05479	1.45400	Oversupply
2/3/2022 13:49	0:02	SSA3	0.05223	1.09700	Oversupply
2/3/2022 13:50	0:02	SSA2	0.05479	1.76100	Oversupply
2/3/2022 13:51	0:02	SSA3	0.05223	1.41500	Oversupply
2/3/2022 13:52	0:02	SSA2	0.05433	1.17600	Oversupply
2/3/2022 13:53	0:02	SSA3	0.05223	1.40400	Oversupply
2/3/2022 13:54	0:02	SSA2	0.05479	1.24000	Oversupply



Maui Curtailment Report

February 2022

Start Date and Time	Duration (minutes)	IPP Curtailed	Estimated Curtailed MWH	Peak MW Curtailed	Reasons for Curtailment
2/3/2022 13:55	0:02	SSA3	0.05223	0.66500	Oversupply
2/3/2022 13:56	0:02	SSA2	0.05433	1.16400	Oversupply
2/3/2022 13:57	0:02	SSA3	0.05223	1.06800	Oversupply
2/3/2022 13:58	0:02	SSA2	0.06475	1.11500	Oversupply
2/3/2022 13:59	0:02	SSA3	0.07253	1.18100	Oversupply
2/3/2022 14:00	0:02	SSA2	0.08571	1.40600	Oversupply
2/3/2022 14:01	0:02	SSA3	0.07761	0.95700	Oversupply
2/3/2022 14:02	0:02	SSA2	0.08500	1.00100	Oversupply
2/3/2022 14:03	0:02	SSA3	0.07826	0.66500	Oversupply
2/3/2022 14:04	0:02	SSA2	0.08571	1.04700	Oversupply
2/3/2022 14:05	0:02	SSA3	0.07826	0.16100	Oversupply
2/3/2022 14:06	0:02	SSA2	0.08571	0.09300	Oversupply
2/3/2022 14:07	0:02	SSA3	0.07826	0.10600	Oversupply
2/3/2022 14:08	0:01	BS250	Data is not available	Data is not available	Oversupply
2/3/2022 14:08	0:04	SSA2	0.17071	-0.00300	Oversupply
2/3/2022 14:09	0:02	SSA3	0.07826	0.00300	Oversupply
2/3/2022 14:10	0:02	BS250	Data is not available	Data is not available	Oversupply
2/3/2022 14:10	0:02	KWPll	0.00909	4.44389	Oversupply
2/3/2022 14:11	0:02	SSA3	0.07826	0.04100	Oversupply
2/3/2022 14:12	0:02	SSA2	0.08571	-0.00300	Oversupply
2/3/2022 14:13	0:02	SSA3	0.07203	0.54500	Oversupply
2/3/2022 14:14	0:02	SSA2	0.06189	0.18800	Oversupply
2/3/2022 14:15	0:02	SSA3	0.05264	0.42800	Oversupply
2/3/2022 14:16	0:02	SSA2	0.05730	0.19100	Oversupply
2/3/2022 14:17	0:02	SSA3	0.05264	0.01900	Oversupply
2/3/2022 14:18	0:02	SSA2	0.05683	0.08500	Oversupply
2/3/2022 14:19	0:02	SSA3	0.05264	0.62000	Oversupply
2/3/2022 14:20	0:02	SSA2	0.05730	1.22100	Oversupply
2/3/2022 14:21	0:02	SSA3	0.05264	1.62300	Oversupply
2/3/2022 14:22	0:02	SSA2	0.05730	1.61500	Oversupply
2/3/2022 14:23	0:02	SSA3	0.05264	1.34800	Oversupply
2/3/2022 14:24	0:02	SSA2	0.05683	1.53600	Oversupply
2/3/2022 14:25	0:02	SSA3	0.05220	1.08100	Oversupply
2/3/2022 14:26	0:02	SSA2	0.05777	1.61000	Oversupply
2/3/2022 14:27	0:02	SSA3	0.05264	1.56900	Oversupply
2/3/2022 14:28	0:02	SSA2	0.04267	1.66300	Oversupply
2/3/2022 14:29	0:02	SSA3	0.02597	1.53300	Oversupply
2/3/2022 14:30	0:02	SSA2	0.01917	1.42100	Oversupply
2/3/2022 14:31	0:02	SSA3	0.01691	1.38800	Oversupply
2/3/2022 14:32	0:02	SSA2	0.01917	1.89000	Oversupply
2/3/2022 14:33	0:02	SSA3	0.01691	1.93000	Oversupply
2/3/2022 14:34	0:02	SSA2	0.01901	2.41300	Oversupply
2/3/2022 14:35	0:02	SSA3	0.01691	1.88900	Oversupply
2/3/2022 14:36	0:02	SSA2	0.01932	1.47100	Oversupply
2/3/2022 14:37	0:02	SSA3	0.01691	1.85600	Oversupply
2/3/2022 14:40	0:02	SSA2	0.01917	2.67500	Oversupply
2/3/2022 14:41	0:02	SSA3	0.01677	2.51600	Oversupply
2/3/2022 14:42	0:02	SSA2	0.01901	2.50300	Oversupply
2/3/2022 14:43	0:02	SSA3	0.01180	2.54900	Oversupply
2/3/2022 17:23	0:01	KWPll	0.00140	0.08383	Oversupply
2/3/2022 22:46	0:01	AWE	0.00339	17.00000	Oversupply
2/3/2022 22:48	0:03	AWE	0.01408	17.00000	Oversupply
2/4/2022 7:36	10:40	17-2	5.94513	0.75000	Oversupply
2/4/2022 10:11	0:02	SSA2	0.00316	1.89100	Oversupply
2/4/2022 10:16	0:02	SSA3	0.04023	2.25000	Oversupply
2/4/2022 10:17	0:02	SSA2	0.03332	1.67800	Oversupply
2/4/2022 10:18	0:02	SSA3	0.03990	1.62800	Oversupply
2/4/2022 10:19	0:02	SSA2	0.03305	1.09600	Oversupply
2/4/2022 10:20	0:02	SSA3	0.04023	1.31200	Oversupply
2/4/2022 10:21	0:02	SSA2	0.03332	1.36900	Oversupply
2/4/2022 10:22	0:02	SSA3	0.03990	1.38300	Oversupply
2/4/2022 10:23	0:02	SSA2	0.03332	1.09000	Oversupply
2/4/2022 10:24	0:02	SSA3	0.03990	1.49100	Oversupply
2/4/2022 10:25	0:02	SSA2	0.03305	0.77100	Oversupply
2/4/2022 10:26	0:02	SSA3	0.03990	0.37900	Oversupply
2/4/2022 10:27	0:02	SSA2	0.03332	0.36300	Oversupply
2/4/2022 10:28	0:02	SSA3	0.05622	0.51700	Oversupply
2/4/2022 10:29	0:02	SSA2	0.06250	0.47600	Oversupply
2/4/2022 10:30	0:02	SSA3	0.08107	0.09800	Oversupply
2/4/2022 10:31	0:06	SSA2	0.21995	0.02000	Oversupply
2/4/2022 10:32	0:06	BS250	Data is not available	Data is not available	Oversupply
2/4/2022 10:32	0:06	SSA3	0.24123	0.00200	Oversupply



Maui Curtailment Report

February 2022

Start Date and Time	Duration (minutes)	IPP Curtailed	Estimated Curtailed MWH	Peak MW Curtailed	Reasons for Curtailment
2/4/2022 10:33	0:05	AWE	0.03039	3.70000	Oversupply
2/4/2022 10:36	0:02	KWPPII	0.00507	0.16666	Oversupply
2/4/2022 10:37	0:02	SSA2	0.07352	0.03400	Oversupply
2/4/2022 10:38	0:02	SSA3	0.08705	0.02800	Oversupply
2/4/2022 10:39	0:01	BS250	Data is not available	Data is not available	Oversupply
2/4/2022 10:39	0:06	SSA2	0.21944	0.06800	Oversupply
2/4/2022 10:41	0:02	SSA3	0.08041	0.10800	Oversupply
2/4/2022 10:42	0:05	BS250	Data is not available	Data is not available	Oversupply
2/4/2022 10:43	0:04	SSA3	0.16060	0.00200	Oversupply
2/4/2022 10:45	0:02	SSA2	0.07738	0.02200	Oversupply
2/4/2022 10:46	0:01	AWE	0.00714	4.90000	Oversupply
2/4/2022 10:47	0:02	SSA3	0.07980	0.05600	Oversupply
2/4/2022 10:47	0:02	SSA2	0.07674	0.14800	Oversupply
2/4/2022 10:48	0:02	BS250	Data is not available	Data is not available	Oversupply
2/4/2022 10:49	0:02	SSA3	0.07980	0.03900	Oversupply
2/4/2022 10:49	0:02	SSA2	0.07738	0.12600	Oversupply
2/4/2022 10:51	0:02	SSA3	0.07980	0.07300	Oversupply
2/4/2022 10:51	0:02	SSA2	0.07738	0.43800	Oversupply
2/4/2022 10:53	0:02	SSA3	0.08046	0.60000	Oversupply
2/4/2022 10:53	0:16	SSA2	0.64780	0.04300	Oversupply
2/4/2022 10:54	0:24	BS250	Data is not available	Data is not available	Oversupply
2/4/2022 10:54	0:16	AWE	0.32893	6.90000	Oversupply
2/4/2022 10:55	0:14	SSA3	0.59233	-0.00100	Oversupply
2/4/2022 11:09	0:02	SSA3	0.08740	-0.00200	Oversupply
2/4/2022 11:09	0:02	SSA2	0.08445	0.10400	Oversupply
2/4/2022 11:11	0:01	AWE	0.00219	5.50000	Oversupply
2/4/2022 11:11	0:08	SSA3	0.35334	-0.00400	Oversupply
2/4/2022 11:11	0:08	SSA2	0.34252	0.00100	Oversupply
2/4/2022 11:13	0:06	AWE	0.08281	5.90000	Oversupply
2/4/2022 11:19	0:12	SSA3	0.53615	0.06000	Oversupply
2/4/2022 11:19	0:10	SSA2	0.43845	0.04200	Oversupply
2/4/2022 11:21	0:09	BS250	Data is not available	Data is not available	Oversupply
2/4/2022 11:22	0:06	AWE	0.04342	6.30000	Oversupply
2/4/2022 11:29	0:03	AWE	0.02038	6.10000	Oversupply
2/4/2022 11:30	0:02	SSA2	0.09339	0.04800	Oversupply
2/4/2022 11:31	0:02	SSA3	0.09285	0.14700	Oversupply
2/4/2022 11:32	0:56	BS250	Data is not available	Data is not available	Oversupply
2/4/2022 11:32	0:54	SSA2	2.57593	0.03200	Oversupply
2/4/2022 11:33	0:02	AWE	0.00321	6.10000	Oversupply
2/4/2022 11:33	1:05	SSA3	3.07574	-0.00400	Oversupply
2/4/2022 11:36	0:17	AWE	0.41238	7.20000	Oversupply
2/4/2022 11:54	0:07	AWE	0.20712	7.50000	Oversupply
2/4/2022 11:55	0:01	KWPPII	0.00211	0.12674	Oversupply
2/4/2022 12:00	0:01	KWPPII	0.00028	0.01697	Oversupply
2/4/2022 12:02	0:25	AWE	0.47773	9.30000	Oversupply
2/4/2022 12:17	0:02	KWPPII	0.00710	0.27643	Oversupply
2/4/2022 12:24	0:01	KWPPII	0.00138	0.08283	Oversupply
2/4/2022 12:26	0:02	SSA2	0.09646	0.00100	Oversupply
2/4/2022 12:28	0:08	AWE	0.07187	7.90000	Oversupply
2/4/2022 12:28	0:16	SSA2	0.75970	0.01500	Oversupply
2/4/2022 12:29	0:06	BS250	Data is not available	Data is not available	Oversupply
2/4/2022 12:32	0:01	KWPPII	0.00007	0.00399	Oversupply
2/4/2022 12:37	0:02	BS250	Data is not available	Data is not available	Oversupply
2/4/2022 12:37	0:02	AWE	0.00902	7.00000	Oversupply
2/4/2022 12:37	0:02	KWPPII	0.00484	0.19460	Oversupply
2/4/2022 12:38	0:02	SSA3	0.09646	-0.00300	Oversupply
2/4/2022 12:40	0:07	BS250	Data is not available	Data is not available	Oversupply
2/4/2022 12:40	0:04	KWPPII	0.00391	0.20658	Oversupply
2/4/2022 12:40	0:04	SSA3	0.19293	0.00900	Oversupply
2/4/2022 12:41	0:01	AWE	0.00319	7.20000	Oversupply
2/4/2022 12:43	0:01	AWE	0.01886	7.60000	Oversupply
2/4/2022 12:44	0:02	SSA2	0.08669	0.03000	Oversupply
2/4/2022 12:44	0:02	SSA3	0.09099	0.00400	Oversupply
2/4/2022 12:45	0:02	AWE	0.00275	7.20000	Oversupply
2/4/2022 12:45	0:02	KWPPII	0.00887	0.30737	Oversupply
2/4/2022 12:46	0:02	SSA2	0.08436	0.00200	Oversupply
2/4/2022 12:46	0:02	SSA3	0.08840	0.02300	Oversupply
2/4/2022 12:48	0:02	SSA2	0.08436	0.36600	Oversupply
2/4/2022 12:48	0:02	SSA3	0.08840	0.13100	Oversupply
2/4/2022 12:50	0:02	SSA2	0.08436	0.99100	Oversupply
2/4/2022 12:50	0:02	SSA3	0.08840	0.11000	Oversupply
2/4/2022 12:52	0:02	SSA2	0.08367	0.27900	Oversupply



Maui Curtailment Report

February 2022

Start Date and Time	Duration (minutes)	IPP Curtailed	Estimated Curtailed MWH	Peak MW Curtailed	Reasons for Curtailment
2/4/2022 12:52	0:02	SSA3	0.08840	0.09800	Oversupply
2/4/2022 12:53	0:01	KWPII	0.00091	0.18961	Oversupply
2/4/2022 12:54	0:02	SSA2	0.08436	0.50900	Oversupply
2/4/2022 12:54	0:02	SSA3	0.08913	0.45900	Oversupply
2/4/2022 12:56	0:02	SSA2	0.08436	0.54300	Oversupply
2/4/2022 12:56	0:02	SSA3	0.08840	0.45000	Oversupply
2/4/2022 12:58	0:02	SSA2	0.08229	0.30900	Oversupply
2/4/2022 12:58	0:02	SSA3	0.08606	0.17800	Oversupply
2/4/2022 13:00	0:02	SSA2	0.07899	0.67200	Oversupply
2/4/2022 13:00	0:02	SSA3	0.08167	0.65500	Oversupply
2/4/2022 13:02	0:02	SSA2	0.07899	1.15700	Oversupply
2/4/2022 13:02	0:02	SSA3	0.08235	0.66500	Oversupply
2/4/2022 13:04	0:02	SSA2	0.07833	1.05400	Oversupply
2/4/2022 13:04	0:02	SSA3	0.08167	0.78900	Oversupply
2/4/2022 13:06	0:02	SSA2	0.07899	0.48900	Oversupply
2/4/2022 13:06	0:02	SSA3	0.08167	0.56600	Oversupply
2/4/2022 13:07	0:02	BS250	Data is not available	Data is not available	Oversupply
2/4/2022 13:08	0:02	SSA2	0.07899	0.02800	Oversupply
2/4/2022 13:08	0:02	SSA3	0.08167	-0.00200	Oversupply
2/4/2022 13:09	0:01	AWE	0.00132	6.40000	Oversupply
2/4/2022 13:09	0:01	KWPII	0.00033	0.04900	Oversupply
2/4/2022 13:10	0:04	SSA2	0.15797	0.17200	Oversupply
2/4/2022 13:10	0:02	SSA3	0.08167	0.05300	Oversupply
2/4/2022 13:11	0:01	AWE	0.00061	6.50000	Oversupply
2/4/2022 13:12	0:02	SSA3	0.08235	0.08600	Oversupply
2/4/2022 13:14	0:02	SSA2	0.08480	0.80400	Oversupply
2/4/2022 13:14	0:02	SSA3	0.08541	0.83000	Oversupply
2/4/2022 13:16	0:02	SSA2	0.08705	0.38500	Oversupply
2/4/2022 13:16	0:02	SSA3	0.08571	0.52200	Oversupply
2/4/2022 13:18	0:03	BS250	Data is not available	Data is not available	Oversupply
2/4/2022 13:18	0:02	SSA2	0.08705	0.01400	Oversupply
2/4/2022 13:18	0:04	SSA3	0.17142	0.00900	Oversupply
2/4/2022 13:19	0:01	AWE	0.00468	5.60000	Oversupply
2/4/2022 13:19	0:01	KWPII	0.00013	0.00798	Oversupply
2/4/2022 13:20	0:02	SSA2	0.08633	-0.00300	Oversupply
2/4/2022 13:21	0:02	AWE	0.00187	6.00000	Oversupply
2/4/2022 13:22	0:02	SSA2	0.08705	-0.00300	Oversupply
2/4/2022 13:22	0:02	SSA3	0.08642	0.06400	Oversupply
2/4/2022 13:24	0:02	SSA2	0.08705	0.07300	Oversupply
2/4/2022 13:24	0:02	SSA3	0.08571	0.45500	Oversupply
2/4/2022 13:26	0:02	SSA2	0.08633	0.63600	Oversupply
2/4/2022 13:26	0:02	SSA3	0.08571	1.03700	Oversupply
2/4/2022 13:28	0:02	SSA2	0.08705	0.91100	Oversupply
2/4/2022 13:28	0:02	SSA3	0.08637	0.88800	Oversupply
2/4/2022 13:30	0:02	SSA2	0.08705	0.41900	Oversupply
2/4/2022 13:31	0:02	SSA3	0.08705	0.26000	Oversupply
2/4/2022 13:31	0:01	KWPII	0.00072	0.04291	Oversupply
2/4/2022 13:32	0:02	SSA2	0.08633	0.59100	Oversupply
2/4/2022 13:33	0:02	SSA3	0.08777	0.42900	Oversupply
2/4/2022 13:34	0:03	BS250	Data is not available	Data is not available	Oversupply
2/4/2022 13:34	0:03	AWE	0.01545	6.40000	Oversupply
2/4/2022 13:34	0:04	SSA2	0.17411	0.01200	Oversupply
2/4/2022 13:35	0:02	SSA3	0.08705	0.00100	Oversupply
2/4/2022 13:37	0:02	SSA3	0.08705	-0.00100	Oversupply
2/4/2022 13:38	0:02	AWE	0.00271	6.60000	Oversupply
2/4/2022 13:38	0:02	SSA2	0.08633	0.01600	Oversupply
2/4/2022 13:39	0:02	BS250	Data is not available	Data is not available	Oversupply
2/4/2022 13:39	0:02	SSA3	0.08705	0.00000	Oversupply
2/4/2022 13:40	0:02	SSA2	0.08705	0.13400	Oversupply
2/4/2022 13:41	0:02	SSA3	0.08705	0.27300	Oversupply
2/4/2022 13:42	0:02	SSA2	0.08705	0.38800	Oversupply
2/4/2022 13:43	0:02	SSA3	0.08456	0.24600	Oversupply
2/4/2022 13:44	0:02	SSA2	0.03997	1.14200	Oversupply
2/4/2022 13:45	0:02	SSA3	0.04922	0.96600	Oversupply
2/4/2022 13:46	0:02	SSA2	0.03462	1.94500	Oversupply
2/4/2022 13:47	0:02	SSA3	0.04882	1.11800	Oversupply
2/4/2022 13:48	0:02	SSA2	0.03462	1.69200	Oversupply
2/4/2022 13:49	0:02	SSA3	0.04882	1.65300	Oversupply
2/4/2022 13:50	0:02	SSA2	0.03462	2.80700	Oversupply
2/4/2022 13:51	0:02	SSA3	0.04882	2.27600	Oversupply
2/4/2022 13:52	0:02	SSA2	0.03433	2.83600	Oversupply
2/4/2022 13:53	0:02	SSA3	0.04882	1.58100	Oversupply



Maui Curtailment Report

February 2022

Start Date and Time	Duration (minutes)	IPP Curtailed	Estimated Curtailed MWH	Peak MW Curtailed	Reasons for Curtailment
2/4/2022 13:54	0:02	SSA2	0.03462	1.76700	Oversupply
2/4/2022 13:55	0:02	SSA3	0.04882	0.46300	Oversupply
2/4/2022 13:56	0:02	SSA2	0.03433	2.42600	Oversupply
2/4/2022 13:57	0:02	SSA3	0.04922	2.51000	Oversupply
2/4/2022 13:58	0:02	SSA2	0.03289	1.05000	Oversupply
2/4/2022 13:59	0:02	SSA3	0.03582	1.74800	Oversupply
2/4/2022 14:00	0:02	SSA2	0.03059	2.17900	Oversupply
2/4/2022 14:01	0:02	SSA3	0.02924	2.11900	Oversupply
2/4/2022 14:02	0:02	SSA2	0.03059	1.29000	Oversupply
2/4/2022 14:03	0:02	SSA3	0.02924	1.42300	Oversupply
2/4/2022 14:04	0:02	SSA2	0.03033	1.80100	Oversupply
2/4/2022 14:05	0:02	SSA3	0.02924	1.79000	Oversupply
2/4/2022 14:06	0:02	SSA2	0.03059	1.92600	Oversupply
2/4/2022 14:07	0:02	SSA3	0.02924	2.50600	Oversupply
2/4/2022 14:08	0:02	SSA2	0.03033	1.48300	Oversupply
2/4/2022 14:09	0:02	SSA3	0.02948	1.67100	Oversupply
2/4/2022 14:10	0:02	SSA2	0.03059	2.46500	Oversupply
2/4/2022 14:11	0:02	SSA3	0.02924	2.29000	Oversupply
2/4/2022 14:12	0:02	SSA2	0.03059	2.80000	Oversupply
2/4/2022 14:13	0:02	SSA3	0.03300	2.47400	Oversupply
2/4/2022 14:14	0:02	SSA2	0.00823	2.40800	Oversupply
2/4/2022 14:16	0:02	SSA2	0.00773	0.93800	Oversupply
2/4/2022 14:17	0:02	SSA3	-0.00172	2.39500	Oversupply
2/4/2022 20:55	0:11	KWPPI	0.27619	20.82533	Oversupply
2/4/2022 22:05	0:01	KWPPI	0.00052	18.42525	Oversupply
2/4/2022 22:07	0:14	KWPPI	0.40858	17.60094	Oversupply
2/4/2022 22:41	0:01	KWPPI	0.00117	10.38772	Oversupply
2/4/2022 22:52	0:22	KWPPI	1.25227	11.94652	Oversupply
2/4/2022 23:15	0:16	KWPPI	0.31098	9.81489	Oversupply
2/5/2022 4:20	0:01	KWPPI	0.00313	4.35707	Oversupply
2/5/2022 4:28	0:02	KWPPI	0.01182	2.03084	Oversupply
2/5/2022 7:40	10:37	17-2	4.38643	0.75000	Oversupply
2/5/2022 9:25	0:01	KWPPI	0.00091	0.05489	Oversupply
2/5/2022 9:25	0:02	SSA3	0.00568	1.69300	Oversupply
2/5/2022 9:27	0:02	SSA2	0.00994	0.40800	Oversupply
2/5/2022 9:27	0:02	SSA3	0.00564	1.71800	Oversupply
2/5/2022 9:29	0:02	SSA2	0.02222	1.74000	Oversupply
2/5/2022 9:29	0:02	SSA3	0.02730	0.46400	Oversupply
2/5/2022 9:33	0:02	SSA2	0.03512	1.17900	Oversupply
2/5/2022 9:33	0:02	SSA3	0.04658	0.07000	Oversupply
2/5/2022 9:35	0:02	SSA2	0.03541	1.19400	Oversupply
2/5/2022 9:35	0:02	SSA3	0.04697	1.06200	Oversupply
2/5/2022 9:36	0:36	BS250	Data is not available	Data is not available	Oversupply
2/5/2022 9:37	0:01	KWPPI	0.01143	3.30523	Oversupply
2/5/2022 9:37	0:40	SSA2	0.60446	-0.00200	Oversupply
2/5/2022 9:37	0:40	SSA3	1.27468	-0.00200	Oversupply
2/5/2022 9:41	0:31	KWPPI	1.50368	6.35698	Oversupply
2/5/2022 9:43	0:03	AWE	0.01266	13.40000	Oversupply
2/5/2022 9:47	0:01	AWE	0.00927	13.40000	Oversupply
2/5/2022 9:49	0:03	AWE	0.02937	13.80000	Oversupply
2/5/2022 10:05	0:01	AWE	0.00822	15.40000	Oversupply
2/5/2022 10:10	0:02	AWE	0.00711	15.80000	Oversupply
2/5/2022 10:13	0:03	BS250	Data is not available	Data is not available	Oversupply
2/5/2022 10:13	0:22	KWPPI	0.36549	2.15259	Oversupply
2/5/2022 10:16	0:03	AWE	0.02305	16.00000	Oversupply
2/5/2022 10:17	1:01	BS250	Data is not available	Data is not available	Oversupply
2/5/2022 10:17	0:58	SSA2	1.85500	0.00000	Oversupply
2/5/2022 10:17	0:59	SSA3	2.39098	0.01200	Oversupply
2/5/2022 10:22	0:02	AWE	0.00707	16.00000	Oversupply
2/5/2022 10:25	0:28	AWE	0.69263	16.00000	Oversupply
2/5/2022 10:37	0:41	KWPPI	0.84654	2.41405	Oversupply
2/5/2022 10:54	0:01	AWE	0.00418	12.70000	Oversupply
2/5/2022 10:56	0:01	AWE	0.00971	13.00000	Oversupply
2/5/2022 10:58	0:01	AWE	0.00143	12.30000	Oversupply
2/5/2022 11:02	0:02	AWE	0.00664	14.60000	Oversupply
2/5/2022 11:06	0:01	AWE	0.00163	13.30000	Oversupply
2/5/2022 11:08	0:01	AWE	0.01938	14.40000	Oversupply
2/5/2022 11:10	0:04	AWE	0.05353	14.30000	Oversupply
2/5/2022 11:15	0:06	SSA2	0.21670	-0.00200	Oversupply
2/5/2022 11:16	0:02	SSA3	0.08508	0.02300	Oversupply
2/5/2022 11:18	0:02	SSA3	0.08508	0.15200	Oversupply
2/5/2022 11:20	0:01	BS250	Data is not available	Data is not available	Oversupply



Maui Curtailment Report

February 2022

Start Date and Time	Duration (minutes)	IPP Curtailed	Estimated Curtailed MWH	Peak MW Curtailed	Reasons for Curtailment
2/5/2022 11:20	0:02	SSA3	0.08508	0.00500	Oversupply
2/5/2022 11:21	0:01	KWP1I	0.00527	1.66459	Oversupply
2/5/2022 11:21	0:02	SSA2	0.07183	0.12400	Oversupply
2/5/2022 11:22	0:02	SSA3	0.08508	0.11100	Oversupply
2/5/2022 11:23	0:02	SSA2	0.07243	0.11100	Oversupply
2/5/2022 11:24	0:02	SSA3	0.08437	0.11300	Oversupply
2/5/2022 11:25	0:02	SSA2	0.07243	0.11600	Oversupply
2/5/2022 11:26	0:02	SSA3	0.08437	0.25300	Oversupply
2/5/2022 11:27	0:02	SSA2	0.07183	0.94600	Oversupply
2/5/2022 11:28	0:02	SSA3	0.07994	1.01000	Oversupply
2/5/2022 11:29	0:04	BS250	Data is not available	Data is not available	Oversupply
2/5/2022 11:29	0:01	KWP1I	0.00425	1.18956	Oversupply
2/5/2022 11:29	0:04	SSA2	0.10076	0.00600	Oversupply
2/5/2022 11:30	0:02	SSA3	0.06016	-0.00400	Oversupply
2/5/2022 11:32	0:02	SSA3	0.06066	-0.00400	Oversupply
2/5/2022 11:33	0:02	SSA2	0.05239	-0.00300	Oversupply
2/5/2022 11:34	0:02	SSA3	0.06016	-0.00300	Oversupply
2/5/2022 11:35	0:02	SSA2	0.05283	0.32500	Oversupply
2/5/2022 11:36	0:02	SSA3	0.06016	0.40200	Oversupply
2/5/2022 11:37	0:02	SSA2	0.05283	1.20700	Oversupply
2/5/2022 11:38	0:02	SSA3	0.06016	1.63300	Oversupply
2/5/2022 11:39	0:02	SSA2	0.05239	2.35000	Oversupply
2/5/2022 11:42	0:02	SSA3	0.06016	2.82300	Oversupply
2/5/2022 11:44	0:02	SSA3	0.07684	0.74000	Oversupply
2/5/2022 11:45	0:02	SSA2	0.07815	1.29200	Oversupply
2/5/2022 11:46	0:02	SSA3	0.08167	1.01600	Oversupply
2/5/2022 11:47	0:02	SSA2	0.07945	1.26700	Oversupply
2/5/2022 11:48	0:02	SSA3	0.08167	1.40300	Oversupply
2/5/2022 11:49	0:02	SSA2	0.07815	1.67700	Oversupply
2/5/2022 11:50	0:02	SSA3	0.08167	1.37700	Oversupply
2/5/2022 11:51	0:04	SSA2	0.15759	0.03400	Oversupply
2/5/2022 11:52	0:01	KWP1I	0.00003	0.00200	Oversupply
2/5/2022 11:52	0:02	AWE	0.00644	16.10000	Oversupply
2/5/2022 11:52	0:04	SSA3	0.16402	0.13400	Oversupply
2/5/2022 11:53	0:03	BS250	Data is not available	Data is not available	Oversupply
2/5/2022 11:55	0:01	AWE	0.00038	13.90000	Oversupply
2/5/2022 11:55	0:01	KWP1I	0.00549	0.32933	Oversupply
2/5/2022 11:55	0:02	SSA2	0.07815	-0.00300	Oversupply
2/5/2022 11:56	0:02	SSA3	0.08100	-0.00300	Oversupply
2/5/2022 11:57	0:12	SSA2	0.54813	0.09400	Oversupply
2/5/2022 11:58	0:10	BS250	Data is not available	Data is not available	Oversupply
2/5/2022 11:58	0:11	KWP1I	0.13049	1.71149	Oversupply
2/5/2022 11:58	0:10	SSA3	0.45246	0.00000	Oversupply
2/5/2022 11:59	0:02	AWE	0.00718	13.40000	Oversupply
2/5/2022 12:02	0:02	AWE	0.01762	12.90000	Oversupply
2/5/2022 12:06	0:03	AWE	0.01301	13.50000	Oversupply
2/5/2022 12:08	2:11	SSA3	6.10146	0.09200	Oversupply
2/5/2022 12:09	2:11	BS250	Data is not available	Data is not available	Oversupply
2/5/2022 12:09	2:11	SSA2	6.08111	0.05100	Oversupply
2/5/2022 12:10	0:07	KWP1I	0.06804	1.02590	Oversupply
2/5/2022 12:11	2:01	AWE	15.04765	18.60000	Oversupply
2/5/2022 12:18	2:02	KWP1I	8.99404	9.14526	Oversupply
2/5/2022 14:20	0:02	SSA3	0.05800	0.10200	Oversupply
2/5/2022 14:20	0:02	SSA2	0.05344	0.27800	Oversupply
2/5/2022 14:22	0:02	SSA3	0.05800	0.14200	Oversupply
2/5/2022 14:22	0:02	SSA2	0.05344	0.84800	Oversupply
2/5/2022 14:24	0:02	SSA3	0.05800	1.11600	Oversupply
2/5/2022 14:24	0:02	SSA2	0.05300	2.78000	Oversupply
2/5/2022 14:26	0:02	SSA3	0.05800	0.87500	Oversupply
2/5/2022 14:26	0:02	SSA2	0.05344	0.59900	Oversupply
2/5/2022 14:28	0:02	SSA3	0.05767	2.68700	Oversupply
2/5/2022 14:28	0:02	SSA2	0.03997	2.80300	Oversupply
2/5/2022 14:46	0:02	SSA3	0.04395	1.51300	Oversupply
2/5/2022 14:52	0:02	SSA3	0.04359	2.54400	Oversupply
2/5/2022 14:52	0:02	SSA2	0.04447	2.87400	Oversupply
2/5/2022 14:54	0:02	SSA3	0.04359	0.39300	Oversupply
2/5/2022 14:54	0:02	SSA2	0.04447	0.43000	Oversupply
2/5/2022 14:56	0:02	SSA3	0.04395	0.54600	Oversupply
2/5/2022 14:57	0:02	SSA2	0.04410	0.11200	Oversupply
2/5/2022 14:58	0:18	BS250	Data is not available	Data is not available	Oversupply
2/5/2022 14:58	0:15	KWP1I	0.69687	9.36581	Oversupply
2/5/2022 14:58	0:14	SSA3	0.33560	0.00800	Oversupply



Maui Curtailment Report

February 2022

Start Date and Time	Duration (minutes)	IPP Curtailed	Estimated Curtailed MWH	Peak MW Curtailed	Reasons for Curtailment
2/5/2022 14:59	0:14	SSA2	0.55075	-0.00300	Oversupply
2/5/2022 15:12	0:02	SSA3	0.04684	0.02600	Oversupply
2/5/2022 15:13	0:04	SSA2	0.16759	0.00500	Oversupply
2/5/2022 15:14	0:02	KWP	0.01097	7.85690	Oversupply
2/5/2022 15:14	0:02	SSA3	0.04684	0.00300	Oversupply
2/5/2022 15:16	0:02	SSA3	0.07551	0.01500	Oversupply
2/5/2022 15:17	0:01	BS250	Data is not available	Data is not available	Oversupply
2/5/2022 15:17	0:02	SSA2	0.08549	-0.00300	Oversupply
2/5/2022 15:18	0:12	SSA3	0.44535	0.01000	Oversupply
2/5/2022 15:19	0:11	BS250	Data is not available	Data is not available	Oversupply
2/5/2022 15:19	0:14	KWP	0.22175	10.38572	Oversupply
2/5/2022 15:19	0:14	SSA2	0.57584	-0.00300	Oversupply
2/5/2022 15:30	0:02	SSA3	0.02689	0.02100	Oversupply
2/5/2022 15:31	0:02	BS250	Data is not available	Data is not available	Oversupply
2/5/2022 15:32	0:02	SSA3	0.02689	0.07100	Oversupply
2/5/2022 15:33	0:02	SSA2	0.06804	0.07900	Oversupply
2/5/2022 15:34	0:02	SSA3	0.02711	0.94300	Oversupply
2/5/2022 15:35	0:02	SSA2	0.06861	0.70100	Oversupply
2/5/2022 15:36	0:02	SSA3	0.02689	0.07500	Oversupply
2/5/2022 15:37	0:02	SSA2	0.06861	0.13700	Oversupply
2/5/2022 15:38	0:02	BS250	Data is not available	Data is not available	Oversupply
2/5/2022 15:38	0:02	SSA3	0.02689	0.12900	Oversupply
2/5/2022 15:39	0:02	SSA2	0.06861	0.01900	Oversupply
2/5/2022 15:40	0:02	SSA3	0.02689	0.07500	Oversupply
2/5/2022 15:42	0:02	SSA3	0.02689	0.20100	Oversupply
2/5/2022 15:43	0:02	SSA2	0.06004	0.11100	Oversupply
2/5/2022 15:45	0:02	SSA3	0.00089	0.15800	Oversupply
2/5/2022 15:45	0:02	SSA2	0.00346	1.64200	Oversupply
2/5/2022 15:47	0:02	SSA3	0.00088	0.48700	Oversupply
2/5/2022 15:47	0:02	SSA2	0.00346	2.19300	Oversupply
2/5/2022 21:45	0:41	KWP	3.25517	20.93710	Oversupply
2/5/2022 22:27	0:24	KWP	1.71558	20.93910	Oversupply
2/5/2022 22:55	18:05	KWP	239.63641	20.93411	Oversupply
2/6/2022 2:23	0:01	AWE	0.00562	15.40000	Oversupply
2/6/2022 3:09	0:01	AWE	0.00266	13.60000	Oversupply
2/6/2022 3:43	0:02	AWE	0.00471	12.90000	Oversupply
2/6/2022 3:46	0:01	AWE	0.00726	12.90000	Oversupply
2/6/2022 3:48	0:02	AWE	0.00203	12.70000	Oversupply
2/6/2022 3:51	0:01	AWE	0.00068	12.50000	Oversupply
2/6/2022 3:56	0:04	AWE	0.05917	15.00000	Oversupply
2/6/2022 4:01	0:06	AWE	0.03941	15.20000	Oversupply
2/6/2022 4:43	0:01	AWE	0.00639	15.40000	Oversupply
2/6/2022 4:45	0:01	AWE	0.00389	15.20000	Oversupply
2/6/2022 4:47	0:02	AWE	0.01727	16.30000	Oversupply
2/6/2022 4:51	0:01	AWE	0.00033	15.20000	Oversupply
2/6/2022 5:09	0:06	AWE	0.08573	20.00000	Oversupply
2/6/2022 5:16	0:07	AWE	0.03895	19.50000	Oversupply
2/6/2022 5:25	0:10	AWE	0.14027	21.00000	Oversupply
2/6/2022 5:36	0:01	AWE	0.00054	20.20000	Oversupply
2/6/2022 6:47	10:09	BS250	Data is not available	Data is not available	Oversupply
2/6/2022 7:04	9:52	SSA3	18.67582	0.00000	Oversupply
2/6/2022 7:14	9:43	SSA2	18.27339	-0.00200	Oversupply
2/6/2022 7:36	10:44	17-2	4.38330	0.75000	Oversupply
2/6/2022 9:07	0:02	AWE	0.00713	21.00000	Oversupply
2/6/2022 9:12	0:01	AWE	0.00015	18.50000	Oversupply
2/6/2022 9:15	6:24	AWE	98.25030	21.00000	Oversupply
2/6/2022 11:02	0:03	5A	Data is not available	Data is not available	Oversupply
2/6/2022 11:02	0:03	MS	Data is not available	Data is not available	Oversupply
2/6/2022 11:02	0:01	KWP	0.00267	19.12000	Oversupply
2/6/2022 11:06	0:02	5A	Data is not available	Data is not available	Oversupply
2/6/2022 11:06	0:02	MS	Data is not available	Data is not available	Oversupply
2/6/2022 11:10	0:01	5A	Data is not available	Data is not available	Oversupply
2/6/2022 11:10	0:01	MS	Data is not available	Data is not available	Oversupply
2/6/2022 11:11	0:01	KWP	0.00055	19.60000	Oversupply
2/6/2022 11:12	0:05	5A	Data is not available	Data is not available	Oversupply
2/6/2022 11:12	0:05	MS	Data is not available	Data is not available	Oversupply
2/6/2022 11:21	0:01	5A	Data is not available	Data is not available	Oversupply
2/6/2022 11:21	0:01	MS	Data is not available	Data is not available	Oversupply
2/6/2022 11:23	0:03	5A	Data is not available	Data is not available	Oversupply
2/6/2022 11:23	0:03	MS	Data is not available	Data is not available	Oversupply
2/6/2022 11:24	0:01	KWP	0.00415	16.88000	Oversupply
2/6/2022 11:29	0:02	5A	Data is not available	Data is not available	Oversupply



Maui Curtailment Report

February 2022

Start Date and Time	Duration (minutes)	IPP Curtailed	Estimated Curtailed MWH	Peak MW Curtailed	Reasons for Curtailment
2/6/2022 11:29	0:02	MS	Data is not available	Data is not available	Oversupply
2/6/2022 11:32	0:04	5A	Data is not available	Data is not available	Oversupply
2/6/2022 11:32	0:04	MS	Data is not available	Data is not available	Oversupply
2/6/2022 11:33	0:01	KWP	0.00267	16.56000	Oversupply
2/6/2022 11:37	0:03	5A	Data is not available	Data is not available	Oversupply
2/6/2022 11:37	0:03	MS	Data is not available	Data is not available	Oversupply
2/6/2022 11:41	0:01	5A	Data is not available	Data is not available	Oversupply
2/6/2022 11:41	0:01	MS	Data is not available	Data is not available	Oversupply
2/6/2022 11:43	0:02	5A	Data is not available	Data is not available	Oversupply
2/6/2022 11:43	0:02	MS	Data is not available	Data is not available	Oversupply
2/6/2022 11:47	0:01	5A	Data is not available	Data is not available	Oversupply
2/6/2022 11:47	0:01	MS	Data is not available	Data is not available	Oversupply
2/6/2022 11:50	0:05	5A	Data is not available	Data is not available	Oversupply
2/6/2022 11:50	0:05	MS	Data is not available	Data is not available	Oversupply
2/6/2022 11:58	0:01	5A	Data is not available	Data is not available	Oversupply
2/6/2022 11:58	0:01	MS	Data is not available	Data is not available	Oversupply
2/6/2022 12:00	0:03	5A	Data is not available	Data is not available	Oversupply
2/6/2022 12:00	0:03	MS	Data is not available	Data is not available	Oversupply
2/6/2022 12:04	0:04	5A	Data is not available	Data is not available	Oversupply
2/6/2022 12:04	0:04	MS	Data is not available	Data is not available	Oversupply
2/6/2022 12:10	0:04	5A	Data is not available	Data is not available	Oversupply
2/6/2022 12:10	0:04	MS	Data is not available	Data is not available	Oversupply
2/6/2022 12:15	0:01	5A	Data is not available	Data is not available	Oversupply
2/6/2022 12:15	0:01	MS	Data is not available	Data is not available	Oversupply
2/6/2022 12:17	0:02	5A	Data is not available	Data is not available	Oversupply
2/6/2022 12:17	0:02	MS	Data is not available	Data is not available	Oversupply
2/6/2022 12:20	0:03	5A	Data is not available	Data is not available	Oversupply
2/6/2022 12:20	0:03	MS	Data is not available	Data is not available	Oversupply
2/6/2022 12:25	0:01	5A	Data is not available	Data is not available	Oversupply
2/6/2022 12:25	0:01	MS	Data is not available	Data is not available	Oversupply
2/6/2022 12:32	0:08	5A	Data is not available	Data is not available	Oversupply
2/6/2022 12:32	0:08	MS	Data is not available	Data is not available	Oversupply
2/6/2022 12:33	0:01	KWP	0.00267	12.56000	Oversupply
2/6/2022 12:40	0:02	KWP	0.00533	11.76000	Oversupply
2/6/2022 12:41	0:05	5A	Data is not available	Data is not available	Oversupply
2/6/2022 12:41	0:05	MS	Data is not available	Data is not available	Oversupply
2/6/2022 12:47	0:02	5A	Data is not available	Data is not available	Oversupply
2/6/2022 12:47	0:02	MS	Data is not available	Data is not available	Oversupply
2/6/2022 12:51	0:01	5A	Data is not available	Data is not available	Oversupply
2/6/2022 12:51	0:01	MS	Data is not available	Data is not available	Oversupply
2/6/2022 12:53	0:05	5A	Data is not available	Data is not available	Oversupply
2/6/2022 12:53	0:05	MS	Data is not available	Data is not available	Oversupply
2/6/2022 12:55	0:01	KWP	0.00267	11.28000	Oversupply
2/6/2022 12:59	0:02	5A	Data is not available	Data is not available	Oversupply
2/6/2022 12:59	0:02	MS	Data is not available	Data is not available	Oversupply
2/6/2022 13:02	0:01	5A	Data is not available	Data is not available	Oversupply
2/6/2022 13:02	0:01	MS	Data is not available	Data is not available	Oversupply
2/6/2022 13:04	0:06	5A	Data is not available	Data is not available	Oversupply
2/6/2022 13:04	0:06	MS	Data is not available	Data is not available	Oversupply
2/6/2022 13:12	0:03	5A	Data is not available	Data is not available	Oversupply
2/6/2022 13:12	0:03	MS	Data is not available	Data is not available	Oversupply
2/6/2022 13:16	0:03	5A	Data is not available	Data is not available	Oversupply
2/6/2022 13:16	0:03	MS	Data is not available	Data is not available	Oversupply
2/6/2022 13:23	0:02	5A	Data is not available	Data is not available	Oversupply
2/6/2022 13:23	0:02	MS	Data is not available	Data is not available	Oversupply
2/6/2022 13:28	0:01	5A	Data is not available	Data is not available	Oversupply
2/6/2022 13:28	0:01	MS	Data is not available	Data is not available	Oversupply
2/6/2022 13:30	0:01	5A	Data is not available	Data is not available	Oversupply
2/6/2022 13:30	0:01	MS	Data is not available	Data is not available	Oversupply
2/6/2022 13:33	0:07	5A	Data is not available	Data is not available	Oversupply
2/6/2022 13:33	0:07	MS	Data is not available	Data is not available	Oversupply
2/6/2022 14:05	0:01	5A	Data is not available	Data is not available	Oversupply
2/6/2022 14:05	0:01	MS	Data is not available	Data is not available	Oversupply
2/6/2022 14:11	0:03	5A	Data is not available	Data is not available	Oversupply
2/6/2022 14:11	0:03	MS	Data is not available	Data is not available	Oversupply
2/6/2022 14:12	0:01	KWP	0.00267	15.60000	Oversupply
2/6/2022 14:34	0:01	5A	Data is not available	Data is not available	Oversupply
2/6/2022 14:34	0:01	MS	Data is not available	Data is not available	Oversupply
2/6/2022 16:56	0:02	SSA3	0.02025	0.03200	Oversupply
2/6/2022 16:57	0:01	BS250	Data is not available	Data is not available	Oversupply
2/6/2022 16:57	0:02	SSA2	0.04834	0.01000	Oversupply
2/6/2022 16:58	0:02	SSA3	0.01402	0.03000	Oversupply



Maui Curtailment Report

February 2022

Start Date and Time	Duration (minutes)	IPP Curtailed	Estimated Curtailed MWH	Peak MW Curtailed	Reasons for Curtailment
2/6/2022 16:59	0:01	BS250	Data is not available	Data is not available	Oversupply
2/6/2022 16:59	0:02	SSA2	0.02414	0.00200	Oversupply
2/6/2022 17:00	0:02	SSA3	0.00313	0.29000	Oversupply
2/6/2022 17:01	0:02	SSA2	0.00457	0.08600	Oversupply
2/6/2022 17:02	0:02	SSA3	0.00310	0.19800	Oversupply
2/6/2022 17:03	0:02	SSA2	0.00454	0.34100	Oversupply
2/6/2022 17:11	0:02	SSA2	0.00457	1.20000	Oversupply
2/6/2022 20:00	0:01	KWP	0.00136	20.77843	Oversupply
2/6/2022 21:33	9:01	KWP	127.22399	20.76246	Oversupply
2/6/2022 22:45	0:01	AWE	0.00000	18.40000	Oversupply
2/6/2022 22:47	0:01	AWE	0.00190	17.60000	Oversupply
2/6/2022 22:49	0:01	AWE	0.00493	16.90000	Oversupply
2/6/2022 22:55	0:01	AWE	0.00151	17.90000	Oversupply
2/6/2022 22:58	0:01	AWE	0.00193	18.20000	Oversupply
2/6/2022 23:08	0:06	AWE	0.14511	19.30000	Oversupply
2/6/2022 23:26	0:03	AWE	0.03038	21.00000	Oversupply
2/6/2022 23:37	0:02	AWE	0.01293	21.00000	Oversupply
2/6/2022 23:40	0:03	AWE	0.01761	20.90000	Oversupply
2/6/2022 23:44	0:01	AWE	0.00256	20.50000	Oversupply
2/7/2022 0:12	0:01	AWE	0.00029	17.20000	Oversupply
2/7/2022 0:31	0:02	AWE	0.01018	15.50000	Oversupply
2/7/2022 0:34	0:01	AWE	0.00367	14.00000	Oversupply
2/7/2022 0:36	0:17	AWE	0.38726	15.50000	Oversupply
2/7/2022 0:55	0:50	AWE	2.14442	18.60000	Oversupply
2/7/2022 1:46	0:01	AWE	0.00419	7.40000	Oversupply
2/7/2022 1:49	0:01	AWE	0.00836	7.50000	Oversupply
2/7/2022 1:52	0:01	AWE	0.00519	7.30000	Oversupply
2/7/2022 1:56	0:22	AWE	0.57608	9.90000	Oversupply
2/7/2022 2:20	0:04	AWE	0.05260	8.40000	Oversupply
2/7/2022 2:27	0:31	AWE	2.14281	16.30000	Oversupply
2/7/2022 3:00	0:05	AWE	0.10975	8.50000	Oversupply
2/7/2022 3:06	0:01	AWE	0.00002	6.50000	Oversupply
2/7/2022 3:10	0:03	AWE	0.00640	6.80000	Oversupply
2/7/2022 3:16	0:04	AWE	0.00787	6.60000	Oversupply
2/7/2022 3:23	0:11	AWE	0.62407	12.90000	Oversupply
2/7/2022 7:30	10:36	17-2	4.37868	0.75000	Oversupply
2/7/2022 7:47	7:15	BS250	Data is not available	Data is not available	Oversupply
2/7/2022 7:47	7:14	SSA3	16.28320	0.00100	Oversupply
2/7/2022 7:48	7:14	KWP	99.20825	20.76545	Oversupply
2/7/2022 7:48	7:14	SSA2	13.96775	0.00400	Oversupply
2/7/2022 9:06	5:37	AWE	82.81037	21.00000	Oversupply
2/7/2022 10:13	0:09	5A	Data is not available	Data is not available	Oversupply
2/7/2022 10:13	0:09	MS	Data is not available	Data is not available	Oversupply
2/7/2022 10:23	0:05	5A	Data is not available	Data is not available	Oversupply
2/7/2022 10:23	0:05	MS	Data is not available	Data is not available	Oversupply
2/7/2022 10:26	0:01	KWP	0.00214	18.32000	Oversupply
2/7/2022 10:29	0:15	5A	Data is not available	Data is not available	Oversupply
2/7/2022 10:29	0:15	MS	Data is not available	Data is not available	Oversupply
2/7/2022 10:45	0:02	5A	Data is not available	Data is not available	Oversupply
2/7/2022 10:45	0:02	MS	Data is not available	Data is not available	Oversupply
2/7/2022 10:49	0:04	5A	Data is not available	Data is not available	Oversupply
2/7/2022 10:49	0:04	MS	Data is not available	Data is not available	Oversupply
2/7/2022 10:54	0:01	KWP	0.00267	14.80000	Oversupply
2/7/2022 10:55	0:01	5A	Data is not available	Data is not available	Oversupply
2/7/2022 10:55	0:01	MS	Data is not available	Data is not available	Oversupply
2/7/2022 10:58	0:01	5A	Data is not available	Data is not available	Oversupply
2/7/2022 10:58	0:01	MS	Data is not available	Data is not available	Oversupply
2/7/2022 11:02	0:06	5A	Data is not available	Data is not available	Oversupply
2/7/2022 11:02	0:06	MS	Data is not available	Data is not available	Oversupply
2/7/2022 11:05	0:01	KWP	0.00267	12.72000	Oversupply
2/7/2022 11:11	0:03	5A	Data is not available	Data is not available	Oversupply
2/7/2022 11:11	0:03	MS	Data is not available	Data is not available	Oversupply
2/7/2022 11:13	0:01	KWP	0.00267	11.60000	Oversupply
2/7/2022 11:16	0:03	5A	Data is not available	Data is not available	Oversupply
2/7/2022 11:16	0:03	MS	Data is not available	Data is not available	Oversupply
2/7/2022 11:20	0:01	5A	Data is not available	Data is not available	Oversupply
2/7/2022 11:20	0:01	MS	Data is not available	Data is not available	Oversupply
2/7/2022 11:22	0:01	5A	Data is not available	Data is not available	Oversupply
2/7/2022 11:22	0:01	MS	Data is not available	Data is not available	Oversupply
2/7/2022 11:22	0:01	KWP	0.00267	10.48000	Oversupply
2/7/2022 11:24	0:02	5A	Data is not available	Data is not available	Oversupply
2/7/2022 11:24	0:02	MS	Data is not available	Data is not available	Oversupply



Maui Curtailment Report

February 2022

Start Date and Time	Duration (minutes)	IPP Curtailed	Estimated Curtailed MWH	Peak MW Curtailed	Reasons for Curtailment
2/7/2022 11:31	0:02	5A	Data is not available	Data is not available	Oversupply
2/7/2022 11:31	0:02	MS	Data is not available	Data is not available	Oversupply
2/7/2022 11:35	0:01	5A	Data is not available	Data is not available	Oversupply
2/7/2022 11:35	0:01	MS	Data is not available	Data is not available	Oversupply
2/7/2022 11:39	0:02	5A	Data is not available	Data is not available	Oversupply
2/7/2022 11:39	0:02	MS	Data is not available	Data is not available	Oversupply
2/7/2022 11:43	0:01	5A	Data is not available	Data is not available	Oversupply
2/7/2022 11:43	0:01	MS	Data is not available	Data is not available	Oversupply
2/7/2022 11:44	0:01	KWP	0.00267	9.36000	Oversupply
2/7/2022 11:45	0:02	5A	Data is not available	Data is not available	Oversupply
2/7/2022 11:45	0:02	MS	Data is not available	Data is not available	Oversupply
2/7/2022 11:46	0:01	KWP	0.00533	9.52000	Oversupply
2/7/2022 11:48	0:02	5A	Data is not available	Data is not available	Oversupply
2/7/2022 11:48	0:02	MS	Data is not available	Data is not available	Oversupply
2/7/2022 11:53	0:01	KWP	0.00119	9.04000	Oversupply
2/7/2022 11:54	0:02	5A	Data is not available	Data is not available	Oversupply
2/7/2022 11:54	0:02	MS	Data is not available	Data is not available	Oversupply
2/7/2022 11:58	0:04	5A	Data is not available	Data is not available	Oversupply
2/7/2022 11:58	0:04	MS	Data is not available	Data is not available	Oversupply
2/7/2022 11:59	0:02	KWP	0.00800	11.60000	Oversupply
2/7/2022 12:03	0:01	5A	Data is not available	Data is not available	Oversupply
2/7/2022 12:03	0:01	MS	Data is not available	Data is not available	Oversupply
2/7/2022 12:05	0:06	5A	Data is not available	Data is not available	Oversupply
2/7/2022 12:05	0:06	MS	Data is not available	Data is not available	Oversupply
2/7/2022 12:13	0:05	5A	Data is not available	Data is not available	Oversupply
2/7/2022 12:13	0:05	MS	Data is not available	Data is not available	Oversupply
2/7/2022 12:18	0:01	KWP	0.00133	7.92000	Oversupply
2/7/2022 12:22	0:04	5A	Data is not available	Data is not available	Oversupply
2/7/2022 12:22	0:04	MS	Data is not available	Data is not available	Oversupply
2/7/2022 12:29	0:04	5A	Data is not available	Data is not available	Oversupply
2/7/2022 12:29	0:04	MS	Data is not available	Data is not available	Oversupply
2/7/2022 12:34	0:03	5A	Data is not available	Data is not available	Oversupply
2/7/2022 12:34	0:03	MS	Data is not available	Data is not available	Oversupply
2/7/2022 12:40	0:03	5A	Data is not available	Data is not available	Oversupply
2/7/2022 12:40	0:03	MS	Data is not available	Data is not available	Oversupply
2/7/2022 14:46	0:05	AWE	0.06038	21.00000	Oversupply
2/7/2022 15:02	0:02	SSA3	0.04740	0.03500	Oversupply
2/7/2022 15:02	0:02	SSA2	0.03056	0.16300	Oversupply
2/7/2022 15:03	0:03	BS250	Data is not available	Data is not available	Oversupply
2/7/2022 15:04	0:02	KWP	0.01322	3.07071	Oversupply
2/7/2022 15:04	0:02	SSA3	0.04701	-0.00300	Oversupply
2/7/2022 15:04	0:02	SSA2	0.03031	0.01700	Oversupply
2/7/2022 15:06	0:02	SSA3	0.04662	-0.00400	Oversupply
2/7/2022 15:06	0:02	SSA2	0.03056	0.75800	Oversupply
2/7/2022 21:13	0:01	KWP	0.00940	20.49002	Oversupply
2/7/2022 21:15	1:40	KWP	11.88588	21.00596	Oversupply
2/7/2022 23:00	0:01	KWP	0.01378	20.73053	Oversupply
2/7/2022 23:02	1:54	KWP	14.01845	20.98001	Oversupply
2/8/2022 1:27	4:54	KWP	41.82142	20.56985	Oversupply
2/8/2022 3:31	0:03	AWE	0.00587	4.90000	Oversupply
2/8/2022 3:47	0:01	AWE	0.00452	6.00000	Oversupply
2/8/2022 3:50	0:02	AWE	0.00438	6.90000	Oversupply
2/8/2022 3:53	0:06	AWE	0.01930	7.20000	Oversupply
2/8/2022 4:00	0:01	AWE	0.00586	7.30000	Oversupply
2/8/2022 4:40	0:29	AWE	0.15660	11.30000	Oversupply
2/8/2022 5:10	0:10	AWE	0.04673	10.20000	Oversupply
2/8/2022 5:22	0:02	AWE	0.00873	9.60000	Oversupply
2/8/2022 5:25	0:01	AWE	0.00138	10.40000	Oversupply
2/8/2022 5:30	0:03	AWE	0.01432	9.60000	Oversupply
2/8/2022 6:22	0:02	KWP	0.04894	16.26767	Oversupply
2/8/2022 6:26	0:04	KWP	0.07464	16.47524	Oversupply
2/8/2022 6:45	0:01	KWP	0.00289	19.05296	Oversupply
2/8/2022 6:48	0:01	BS250	Data is not available	Data is not available	Oversupply
2/8/2022 6:51	0:02	BS250	Data is not available	Data is not available	Oversupply
2/8/2022 6:51	0:02	KWP	0.02044	19.49506	Oversupply
2/8/2022 7:23	10:52	17-2	5.47765	0.75000	Oversupply
2/8/2022 7:26	0:01	BS250	Data is not available	Data is not available	Oversupply
2/8/2022 7:26	0:02	SSA3	0.00013	0.04100	Oversupply
2/8/2022 7:49	0:01	BS250	Data is not available	Data is not available	Oversupply
2/8/2022 7:58	0:02	SSA2	-0.00166	0.15100	Oversupply
2/8/2022 8:00	0:01	BS250	Data is not available	Data is not available	Oversupply
2/8/2022 8:00	1:24	SSA2	0.29752	0.16500	Oversupply



Maui Curtailment Report

February 2022

Start Date and Time	Duration (minutes)	IPP Curtailed	Estimated Curtailed MWH	Peak MW Curtailed	Reasons for Curtailment
2/8/2022 8:00	1:27	SSA3	1.63632	0.07900	Oversupply
2/8/2022 8:02	1:21	BS250	Data is not available	Data is not available	Oversupply
2/8/2022 8:02	1:22	KWPPI	10.65643	19.20166	Oversupply
2/8/2022 9:24	0:02	SSA2	0.03563	0.48100	Oversupply
2/8/2022 9:25	0:01	BS250	Data is not available	Data is not available	Oversupply
2/8/2022 9:25	0:01	KWPPI	0.00283	8.89178	Oversupply
2/8/2022 9:26	0:02	SSA2	0.03593	0.12800	Oversupply
2/8/2022 9:27	0:02	SSA3	0.04681	0.27500	Oversupply
2/8/2022 9:29	0:02	SSA3	0.04519	1.51400	Oversupply
2/8/2022 9:30	0:02	SSA2	0.03817	1.29400	Oversupply
2/8/2022 9:31	0:06	BS250	Data is not available	Data is not available	Oversupply
2/8/2022 9:31	0:02	SSA3	0.04981	0.11700	Oversupply
2/8/2022 9:32	0:05	KWPPI	0.17758	8.55547	Oversupply
2/8/2022 9:32	0:04	SSA2	0.07699	0.02300	Oversupply
2/8/2022 9:33	0:04	SSA3	0.10044	-0.00200	Oversupply
2/8/2022 9:36	0:02	SSA2	0.03849	-0.00200	Oversupply
2/8/2022 9:37	0:02	SSA3	0.05064	0.02300	Oversupply
2/8/2022 9:38	0:02	SSA2	0.03849	0.09800	Oversupply
2/8/2022 9:39	0:02	SSA3	0.05022	0.08200	Oversupply
2/8/2022 9:40	0:02	SSA2	0.03817	0.45800	Oversupply
2/8/2022 9:41	0:02	SSA3	0.05022	0.02700	Oversupply
2/8/2022 9:42	0:02	SSA2	0.03849	1.17800	Oversupply
2/8/2022 9:44	0:02	SSA2	0.04787	0.36700	Oversupply
2/8/2022 9:45	0:01	BS250	Data is not available	Data is not available	Oversupply
2/8/2022 9:45	0:02	KWPPI	0.02340	9.26801	Oversupply
2/8/2022 9:45	0:08	SSA3	0.27293	0.01800	Oversupply
2/8/2022 9:46	0:02	SSA2	0.05612	-0.00200	Oversupply
2/8/2022 9:48	0:02	SSA2	0.05612	-0.00100	Oversupply
2/8/2022 9:50	0:02	BS250	Data is not available	Data is not available	Oversupply
2/8/2022 9:50	0:02	KWPPI	0.01419	7.40682	Oversupply
2/8/2022 9:50	0:02	SSA2	0.05566	-0.00100	Oversupply
2/8/2022 9:52	0:02	SSA2	0.05612	0.01700	Oversupply
2/8/2022 9:53	0:02	SSA3	0.06809	-0.00200	Oversupply
2/8/2022 9:54	3:53	SSA2	9.87147	0.01900	Oversupply
2/8/2022 9:55	3:52	BS250	Data is not available	Data is not available	Oversupply
2/8/2022 9:55	1:05	KWPPI	4.42106	9.02551	Oversupply
2/8/2022 9:55	3:52	SSA3	10.48647	-0.00200	Oversupply
2/8/2022 10:27	0:33	AWE	0.34555	21.00000	Oversupply
2/8/2022 11:02	0:13	AWE	0.28773	18.50000	Oversupply
2/8/2022 11:02	2:45	KWPPI	16.44374	14.55218	Oversupply
2/8/2022 11:16	0:07	AWE	0.23070	20.40000	Oversupply
2/8/2022 11:24	2:16	AWE	12.59697	19.50000	Oversupply
2/8/2022 13:47	0:02	SSA3	0.09154	0.00200	Oversupply
2/8/2022 13:47	0:02	SSA2	0.09433	0.00100	Oversupply
2/8/2022 13:48	0:01	KWPPI	0.00662	2.51585	Oversupply
2/8/2022 13:49	0:06	SSA3	0.27462	0.09300	Oversupply
2/8/2022 13:49	0:06	SSA2	0.28457	0.05900	Oversupply
2/8/2022 13:50	0:05	BS250	Data is not available	Data is not available	Oversupply
2/8/2022 13:50	0:05	KWPPI	0.06176	4.14351	Oversupply
2/8/2022 13:55	0:02	SSA3	0.09154	-0.01100	Oversupply
2/8/2022 13:56	0:02	SSA2	0.09512	-0.00300	Oversupply
2/8/2022 13:57	0:02	SSA3	0.09230	0.63700	Oversupply
2/8/2022 13:58	0:02	SSA2	0.09512	0.33100	Oversupply
2/8/2022 13:59	0:01	BS250	Data is not available	Data is not available	Oversupply
2/8/2022 13:59	0:02	KWPPI	0.01026	3.15553	Oversupply
2/8/2022 14:00	0:02	SSA3	0.09217	-0.00500	Oversupply
2/8/2022 14:00	0:02	SSA2	0.09433	0.00000	Oversupply
2/8/2022 14:02	0:02	SSA3	0.09217	-0.00400	Oversupply
2/8/2022 14:02	0:02	SSA2	0.09512	0.07700	Oversupply
2/8/2022 14:04	0:02	SSA3	0.09217	-0.00300	Oversupply
2/8/2022 14:04	0:02	SSA2	0.09433	0.12500	Oversupply
2/8/2022 14:05	0:23	BS250	Data is not available	Data is not available	Oversupply
2/8/2022 14:06	0:16	KWPPI	0.21013	2.70945	Oversupply
2/8/2022 14:06	0:22	SSA2	1.05274	-0.00100	Oversupply
2/8/2022 14:06	0:22	SSA3	1.00066	0.01000	Oversupply
2/8/2022 14:07	0:01	AWE	0.00059	19.70000	Oversupply
2/8/2022 14:09	0:20	AWE	0.37402	20.00000	Oversupply
2/8/2022 14:28	0:02	SSA2	0.09542	-0.00100	Oversupply
2/8/2022 14:28	0:02	SSA3	0.08819	-0.00100	Oversupply
2/8/2022 14:29	0:06	BS250	Data is not available	Data is not available	Oversupply
2/8/2022 14:29	0:07	KWPPI	0.02195	0.43311	Oversupply
2/8/2022 14:30	0:02	AWE	0.00747	19.40000	Oversupply



Maui Curtailment Report

February 2022

Start Date and Time	Duration (minutes)	IPP Curtailed	Estimated Curtailed MWH	Peak MW Curtailed	Reasons for Curtailment
2/8/2022 14:30	0:06	SSA2	0.27969	0.00300	Oversupply
2/8/2022 14:30	0:10	SSA3	0.37976	-0.00300	Oversupply
2/8/2022 14:33	0:03	AWE	0.08254	19.90000	Oversupply
2/8/2022 14:36	0:02	SSA2	0.09349	0.05600	Oversupply
2/8/2022 14:37	0:03	BS250	Data is not available	Data is not available	Oversupply
2/8/2022 14:37	0:01	AWE	0.00123	19.70000	Oversupply
2/8/2022 14:37	0:01	KWP11	0.00020	0.01198	Oversupply
2/8/2022 14:38	0:02	SSA2	0.09349	0.22900	Oversupply
2/8/2022 14:39	0:02	AWE	0.01117	20.20000	Oversupply
2/8/2022 14:40	0:01	KWP11	0.00244	0.14670	Oversupply
2/8/2022 14:40	0:02	SSA2	0.09272	-0.00300	Oversupply
2/8/2022 14:40	0:02	SSA3	0.07583	0.19300	Oversupply
2/8/2022 14:42	0:02	SSA2	0.09349	0.13800	Oversupply
2/8/2022 14:42	0:02	SSA3	0.07583	0.89700	Oversupply
2/8/2022 14:44	0:02	SSA2	0.05725	0.10400	Oversupply
2/8/2022 14:44	0:02	SSA3	0.04393	0.58700	Oversupply
2/8/2022 14:46	0:02	SSA2	0.03317	0.74200	Oversupply
2/8/2022 14:46	0:02	SSA3	0.02811	0.77900	Oversupply
2/8/2022 14:48	0:02	SSA2	0.03317	2.50100	Oversupply
2/8/2022 14:48	0:02	SSA3	0.02834	1.40000	Oversupply
2/8/2022 14:50	0:02	SSA2	0.03289	1.44800	Oversupply
2/8/2022 14:50	0:02	SSA3	0.02811	1.41700	Oversupply
2/8/2022 14:54	0:02	SSA2	0.03289	2.60700	Oversupply
2/8/2022 14:54	0:02	SSA3	0.02811	2.48300	Oversupply
2/8/2022 14:56	0:02	SSA2	0.03317	1.69100	Oversupply
2/8/2022 14:56	0:02	SSA3	0.02811	0.61100	Oversupply
2/8/2022 14:58	0:02	SSA2	0.02944	2.02500	Oversupply
2/8/2022 14:58	0:02	SSA3	0.02189	1.89800	Oversupply
2/8/2022 15:00	0:02	SSA2	0.00790	1.47900	Oversupply
2/8/2022 15:00	0:02	SSA3	0.00161	1.87200	Oversupply
2/8/2022 15:02	0:02	SSA2	0.00796	1.96300	Oversupply
2/8/2022 15:02	0:02	SSA3	0.00160	1.50200	Oversupply
2/8/2022 16:16	0:01	KWP11	0.00007	0.00399	Oversupply
2/9/2022 2:20	0:01	AWE	0.00292	12.50000	Oversupply
2/9/2022 2:23	0:01	AWE	0.00271	12.70000	Oversupply
2/9/2022 2:32	0:10	AWE	0.24184	16.10000	Oversupply
2/9/2022 2:44	0:01	AWE	0.00425	16.20000	Oversupply
2/9/2022 4:12	0:15	KWP11	0.19421	4.81114	Oversupply
2/9/2022 4:16	0:01	AWE	0.00235	17.70000	Oversupply
2/9/2022 7:36	10:37	17-2	5.03608	0.75000	Oversupply
2/9/2022 9:49	0:02	SSA3	0.00054	2.04000	Oversupply
2/9/2022 10:00	0:02	SSA3	-0.00065	2.13000	Oversupply
2/9/2022 10:00	0:02	SSA2	-0.00007	1.98000	Oversupply
2/9/2022 10:40	0:02	SSA3	0.01664	2.45300	Oversupply
2/9/2022 10:40	0:02	SSA2	-0.00683	1.43800	Oversupply
2/9/2022 10:44	0:02	SSA3	0.04697	0.97000	Oversupply
2/9/2022 10:44	0:02	SSA2	0.03019	0.70200	Oversupply
2/9/2022 10:46	0:02	SSA3	0.06120	0.77100	Oversupply
2/9/2022 10:46	0:02	SSA2	0.03671	0.47100	Oversupply
2/9/2022 10:48	0:02	SSA3	0.06171	1.41400	Oversupply
2/9/2022 10:48	0:02	SSA2	0.03702	0.36200	Oversupply
2/9/2022 10:50	0:02	SSA3	0.06120	0.17300	Oversupply
2/9/2022 10:50	0:02	SSA2	0.03732	0.51300	Oversupply
2/9/2022 10:52	0:02	SSA3	0.06171	0.83000	Oversupply
2/9/2022 10:52	0:02	SSA2	0.03702	0.77100	Oversupply
2/9/2022 10:54	0:02	SSA3	0.06069	0.76000	Oversupply
2/9/2022 10:54	0:02	SSA2	0.03671	0.72800	Oversupply
2/9/2022 10:56	0:02	SSA3	0.06120	1.01700	Oversupply
2/9/2022 10:56	0:02	SSA2	0.03702	0.67400	Oversupply
2/9/2022 10:58	0:02	BS250	Data is not available	Data is not available	Oversupply
2/9/2022 10:58	0:02	KWP11	0.00706	0.90415	Oversupply
2/9/2022 10:58	0:02	SSA3	0.07015	-0.00300	Oversupply
2/9/2022 10:58	0:14	SSA2	0.44895	0.00400	Oversupply
2/9/2022 11:00	0:02	SSA3	0.09007	-0.00400	Oversupply
2/9/2022 11:02	0:05	BS250	Data is not available	Data is not available	Oversupply
2/9/2022 11:02	0:10	SSA3	0.45108	-0.00400	Oversupply
2/9/2022 11:03	0:03	KWP11	0.02194	1.75141	Oversupply
2/9/2022 11:07	0:01	KWP11	0.00320	2.33023	Oversupply
2/9/2022 11:08	0:01	BS250	Data is not available	Data is not available	Oversupply
2/9/2022 11:10	0:03	BS250	Data is not available	Data is not available	Oversupply
2/9/2022 11:10	0:03	KWP11	0.01793	2.53980	Oversupply
2/9/2022 11:12	0:02	SSA2	0.06802	0.05300	Oversupply



Maui Curtailment Report

February 2022

Start Date and Time	Duration (minutes)	IPP Curtailed	Estimated Curtailed MWH	Peak MW Curtailed	Reasons for Curtailment
2/9/2022 11:12	0:02	SSA3	0.09007	-0.00300	Oversupply
2/9/2022 11:14	0:01	BS250	Data is not available	Data is not available	Oversupply
2/9/2022 11:14	0:16	SSA2	0.58643	0.00200	Oversupply
2/9/2022 11:14	0:16	SSA3	0.74240	-0.00200	Oversupply
2/9/2022 11:15	0:13	KWPPII	0.18381	2.15459	Oversupply
2/9/2022 11:16	0:14	BS250	Data is not available	Data is not available	Oversupply
2/9/2022 11:18	0:01	AWE	0.00050	13.80000	Oversupply
2/9/2022 11:20	0:01	AWE	0.00238	13.00000	Oversupply
2/9/2022 11:22	0:01	AWE	0.00071	12.60000	Oversupply
2/9/2022 11:25	0:01	AWE	0.01171	13.00000	Oversupply
2/9/2022 11:27	0:05	AWE	0.05978	13.00000	Oversupply
2/9/2022 11:30	0:02	SSA2	0.07792	0.00100	Oversupply
2/9/2022 11:30	0:02	SSA3	0.09666	-0.00100	Oversupply
2/9/2022 11:32	0:02	SSA2	0.07857	0.04900	Oversupply
2/9/2022 11:32	0:02	SSA3	0.09587	0.08300	Oversupply
2/9/2022 11:33	0:04	BS250	Data is not available	Data is not available	Oversupply
2/9/2022 11:34	0:04	AWE	0.04886	12.40000	Oversupply
2/9/2022 11:34	0:02	SSA2	0.07792	0.00300	Oversupply
2/9/2022 11:34	0:02	SSA3	0.09587	0.00200	Oversupply
2/9/2022 11:36	0:02	SSA2	0.07857	0.01200	Oversupply
2/9/2022 11:36	0:02	SSA3	0.09587	-0.00300	Oversupply
2/9/2022 11:38	0:27	BS250	Data is not available	Data is not available	Oversupply
2/9/2022 11:38	0:26	SSA2	1.08502	0.00000	Oversupply
2/9/2022 11:39	2:01	SSA3	5.75774	-0.00400	Oversupply
2/9/2022 11:39	0:26	AWE	0.78802	13.60000	Oversupply
2/9/2022 12:05	0:02	SSA2	0.08823	0.01900	Oversupply
2/9/2022 12:06	1:25	BS250	Data is not available	Data is not available	Oversupply
2/9/2022 12:06	1:17	AWE	3.10959	14.30000	Oversupply
2/9/2022 12:07	1:24	SSA2	3.97794	0.00100	Oversupply
2/9/2022 13:24	0:01	AWE	0.00770	12.80000	Oversupply
2/9/2022 13:26	0:04	AWE	0.03929	14.50000	Oversupply
2/9/2022 13:26	0:05	KWPPII	0.03330	0.64568	Oversupply
2/9/2022 13:31	0:02	SSA2	0.08840	0.45400	Oversupply
2/9/2022 13:32	0:05	BS250	Data is not available	Data is not available	Oversupply
2/9/2022 13:33	0:02	AWE	0.02360	14.60000	Oversupply
2/9/2022 13:33	0:02	KWPPII	0.01134	0.44010	Oversupply
2/9/2022 13:33	0:02	SSA2	0.08767	0.00200	Oversupply
2/9/2022 13:35	0:02	SSA2	0.08913	-0.00100	Oversupply
2/9/2022 13:37	0:02	SSA2	0.08840	0.00600	Oversupply
2/9/2022 13:38	0:01	BS250	Data is not available	Data is not available	Oversupply
2/9/2022 13:38	0:01	AWE	0.00682	14.30000	Oversupply
2/9/2022 13:39	0:02	SSA2	0.08767	0.10400	Oversupply
2/9/2022 13:40	0:02	SSA3	0.08840	0.26100	Oversupply
2/9/2022 13:41	0:02	SSA2	0.08840	1.11400	Oversupply
2/9/2022 13:42	0:02	SSA3	0.08986	0.70800	Oversupply
2/9/2022 13:43	0:02	SSA2	0.08751	0.20400	Oversupply
2/9/2022 13:44	0:02	SSA3	0.08966	0.38900	Oversupply
2/9/2022 13:45	0:02	SSA2	0.08500	0.65500	Oversupply
2/9/2022 13:46	0:02	SSA3	0.08869	0.08300	Oversupply
2/9/2022 13:47	0:02	SSA2	0.08571	0.89300	Oversupply
2/9/2022 13:48	0:02	SSA3	0.08726	0.05300	Oversupply
2/9/2022 13:49	0:01	AWE	0.00248	15.50000	Oversupply
2/9/2022 13:49	0:02	SSA2	0.08500	0.49200	Oversupply
2/9/2022 13:50	0:02	SSA3	0.08798	0.77500	Oversupply
2/9/2022 13:51	0:02	SSA2	0.08571	0.87700	Oversupply
2/9/2022 13:52	0:04	SSA3	0.17381	0.12300	Oversupply
2/9/2022 13:53	0:05	BS250	Data is not available	Data is not available	Oversupply
2/9/2022 13:53	0:02	KWPPII	0.00481	0.21057	Oversupply
2/9/2022 13:53	0:06	SSA2	0.25642	0.01500	Oversupply
2/9/2022 13:54	0:01	AWE	0.00704	15.00000	Oversupply
2/9/2022 13:56	0:01	AWE	0.00137	13.60000	Oversupply
2/9/2022 13:56	0:01	KWPPII	0.00123	0.07385	Oversupply
2/9/2022 13:56	0:02	SSA3	0.08655	-0.00500	Oversupply
2/9/2022 13:58	0:02	SSA3	0.08824	-0.00400	Oversupply
2/9/2022 13:59	0:01	AWE	0.00644	13.40000	Oversupply
2/9/2022 13:59	0:02	SSA2	0.09154	0.16700	Oversupply
2/9/2022 14:00	0:02	SSA3	0.09022	0.28000	Oversupply
2/9/2022 14:01	0:02	SSA2	0.09167	0.67800	Oversupply
2/9/2022 14:02	0:02	SSA3	0.08948	0.68700	Oversupply
2/9/2022 14:03	0:04	BS250	Data is not available	Data is not available	Oversupply
2/9/2022 14:03	0:02	SSA2	0.09243	0.01500	Oversupply
2/9/2022 14:04	0:02	SSA3	0.08948	0.01600	Oversupply



Maui Curtailment Report

February 2022

Start Date and Time	Duration (minutes)	IPP Curtailed	Estimated Curtailed MWH	Peak MW Curtailed	Reasons for Curtailment
2/9/2022 14:05	0:02	SSA2	0.09243	0.01300	Oversupply
2/9/2022 14:06	0:01	AWE	0.00203	14.30000	Oversupply
2/9/2022 14:06	0:02	SSA3	0.09022	-0.00400	Oversupply
2/9/2022 14:07	0:01	KWP11	0.00477	0.28641	Oversupply
2/9/2022 14:07	0:12	SSA2	0.55874	0.00200	Oversupply
2/9/2022 14:08	0:01	BS250	Data is not available	Data is not available	Oversupply
2/9/2022 14:08	0:16	SSA3	0.72406	-0.00400	Oversupply
2/9/2022 14:10	0:27	BS250	Data is not available	Data is not available	Oversupply
2/9/2022 14:11	0:09	AWE	0.13767	14.40000	Oversupply
2/9/2022 14:19	0:02	SSA2	0.09512	0.00100	Oversupply
2/9/2022 14:21	0:01	KWP11	0.00236	0.14171	Oversupply
2/9/2022 14:21	0:02	SSA2	0.09512	0.00500	Oversupply
2/9/2022 14:23	0:01	AWE	0.01356	13.30000	Oversupply
2/9/2022 14:23	0:01	KWP11	0.00347	0.31935	Oversupply
2/9/2022 14:23	0:10	SSA2	0.47664	0.00600	Oversupply
2/9/2022 14:24	0:08	SSA3	0.35908	0.03500	Oversupply
2/9/2022 14:25	0:05	AWE	0.03290	14.20000	Oversupply
2/9/2022 14:25	0:08	KWP11	0.09332	0.89517	Oversupply
2/9/2022 14:31	0:02	AWE	0.03231	13.40000	Oversupply
2/9/2022 14:32	0:14	SSA3	0.54315	0.19100	Oversupply
2/9/2022 14:33	0:12	SSA2	0.54288	0.00400	Oversupply
2/9/2022 14:34	0:07	AWE	0.04679	12.70000	Oversupply
2/9/2022 14:34	0:07	KWP11	0.03828	0.51195	Oversupply
2/9/2022 14:39	0:07	BS250	Data is not available	Data is not available	Oversupply
2/9/2022 14:42	0:05	KWP11	0.02707	0.84028	Oversupply
2/9/2022 14:45	0:02	SSA2	0.02655	0.01100	Oversupply
2/9/2022 14:47	0:02	SSA3	0.02302	0.44400	Oversupply
2/9/2022 14:47	0:02	SSA2	0.02655	0.76400	Oversupply
2/9/2022 14:49	0:02	SSA3	0.02321	1.44600	Oversupply
2/9/2022 14:50	0:02	SSA2	0.02633	1.42700	Oversupply
2/9/2022 14:59	0:02	SSA3	0.01321	2.39400	Oversupply
2/10/2022 7:29	10:46	17-2	5.43930	0.75000	Oversupply
2/10/2022 11:46	0:01	KWP11	0.00065	0.03892	Oversupply
2/11/2022 7:34	10:38	17-2	5.28220	0.75000	Oversupply
2/11/2022 9:26	0:01	AWE	0.00167	0.10000	Oversupply
2/11/2022 9:28	0:01	AWE	0.00167	0.10000	Oversupply
2/11/2022 11:34	0:02	SSA2	0.00757	1.97600	Oversupply
2/11/2022 11:35	0:02	SSA3	0.00740	1.25700	Oversupply
2/11/2022 11:36	0:02	SSA2	0.00763	2.37200	Oversupply
2/11/2022 11:37	0:02	SSA3	0.00734	2.48200	Oversupply
2/11/2022 12:00	0:02	SSA3	-0.00252	2.59200	Oversupply
2/11/2022 12:00	0:02	SSA2	0.01315	2.54100	Oversupply
2/11/2022 12:02	0:02	SSA2	0.01315	2.78600	Oversupply
2/11/2022 12:16	0:02	SSA2	0.02035	2.60400	Oversupply
2/11/2022 12:18	0:02	SSA3	0.02410	1.19100	Oversupply
2/11/2022 12:18	0:02	SSA2	0.02019	1.18500	Oversupply
2/11/2022 12:20	0:02	SSA3	0.02430	1.64800	Oversupply
2/11/2022 12:20	0:02	SSA2	0.02035	1.60000	Oversupply
2/11/2022 12:22	0:02	SSA2	0.02035	2.45800	Oversupply
2/11/2022 13:06	0:02	SSA3	0.01144	1.67000	Oversupply
2/11/2022 13:06	0:02	SSA2	0.01179	0.88100	Oversupply
2/11/2022 13:14	0:02	SSA3	0.04504	1.41300	Oversupply
2/11/2022 13:15	0:02	SSA2	0.06846	1.13800	Oversupply
2/11/2022 13:16	0:02	SSA3	0.05461	1.49200	Oversupply
2/11/2022 13:17	0:02	SSA2	0.06790	0.49700	Oversupply
2/11/2022 13:18	0:02	SSA3	0.05506	1.11300	Oversupply
2/11/2022 13:19	0:02	SSA2	0.06846	1.06100	Oversupply
2/11/2022 13:20	0:02	SSA3	0.05461	0.55200	Oversupply
2/11/2022 13:21	0:02	SSA2	0.06790	1.16300	Oversupply
2/11/2022 13:22	0:02	SSA3	0.05461	0.22800	Oversupply
2/11/2022 13:23	0:02	SSA2	0.06846	0.35200	Oversupply
2/11/2022 13:24	0:02	SSA3	0.05461	0.91500	Oversupply
2/11/2022 13:25	0:02	SSA2	0.06790	0.92400	Oversupply
2/11/2022 13:26	0:02	SSA3	0.05461	0.36700	Oversupply
2/11/2022 13:27	0:02	SSA2	0.06846	0.34800	Oversupply
2/11/2022 13:28	0:02	SSA3	0.03162	0.44500	Oversupply
2/11/2022 13:29	0:02	SSA2	0.04241	1.09900	Oversupply
2/11/2022 13:30	0:02	SSA3	0.02252	1.27600	Oversupply
2/11/2022 13:31	0:02	SSA2	0.02233	1.21100	Oversupply
2/11/2022 13:32	0:02	SSA3	0.02252	1.04100	Oversupply
2/11/2022 13:33	0:02	SSA2	0.02252	1.11500	Oversupply
2/11/2022 13:34	0:02	SSA3	0.02271	1.82000	Oversupply



Maui Curtailment Report

February 2022

Start Date and Time	Duration (minutes)	IPP Curtailed	Estimated Curtailed MWH	Peak MW Curtailed	Reasons for Curtailment
2/11/2022 13:35	0:02	SSA2	0.02252	1.80700	Oversupply
2/11/2022 13:37	0:02	SSA3	0.02252	2.12000	Oversupply
2/11/2022 13:37	0:02	SSA2	0.02252	2.88000	Oversupply
2/12/2022 7:39	10:37	17-2	5.41090	0.75000	Oversupply
2/12/2022 9:33	0:02	SSA3	0.01811	1.84100	Oversupply
2/12/2022 9:33	0:02	SSA2	0.01150	1.08800	Oversupply
2/12/2022 9:39	0:02	SSA3	0.01827	1.90300	Oversupply
2/12/2022 9:39	0:02	SSA2	0.01150	1.51900	Oversupply
2/12/2022 9:41	0:02	SSA3	0.01827	1.26800	Oversupply
2/12/2022 9:43	0:02	SSA3	0.01827	1.60200	Oversupply
2/12/2022 9:43	0:02	SSA2	0.01383	1.39600	Oversupply
2/12/2022 9:45	0:02	SSA3	0.02715	1.45600	Oversupply
2/12/2022 9:45	0:02	SSA2	0.01993	1.13000	Oversupply
2/12/2022 9:47	0:02	SSA3	0.02737	1.18800	Oversupply
2/12/2022 9:47	0:02	SSA2	0.01976	0.95200	Oversupply
2/12/2022 9:49	0:02	SSA3	0.02715	1.31100	Oversupply
2/12/2022 9:49	0:02	SSA2	0.01993	0.80500	Oversupply
2/12/2022 9:51	0:02	SSA3	0.02715	1.38900	Oversupply
2/12/2022 9:51	0:02	SSA2	0.01993	0.97000	Oversupply
2/12/2022 9:53	0:02	SSA3	0.02715	1.12600	Oversupply
2/12/2022 9:53	0:02	SSA2	0.01976	1.11800	Oversupply
2/12/2022 9:55	0:02	SSA3	0.02715	2.39200	Oversupply
2/12/2022 9:55	0:02	SSA2	0.01993	0.90500	Oversupply
2/12/2022 11:22	0:02	SSA3	0.01196	1.54100	Oversupply
2/12/2022 11:28	0:02	SSA2	0.01284	1.63700	Oversupply
2/12/2022 11:30	0:02	SSA2	0.03190	1.52800	Oversupply
2/12/2022 11:30	0:02	SSA3	0.04866	0.76200	Oversupply
2/12/2022 11:32	0:02	SSA2	0.03163	1.18400	Oversupply
2/12/2022 11:34	0:02	SSA2	0.03190	0.44600	Oversupply
2/12/2022 11:36	0:02	SSA2	0.03190	0.16300	Oversupply
2/12/2022 11:36	0:04	SSA3	0.09691	0.49900	Oversupply
2/12/2022 11:37	0:03	BS250	Data is not available	Data is not available	Oversupply
2/12/2022 11:37	0:04	KWP11	0.01740	3.18647	Oversupply
2/12/2022 11:38	0:02	SSA2	0.03163	-0.00100	Oversupply
2/12/2022 11:40	0:02	SSA2	0.03190	-0.00200	Oversupply
2/12/2022 11:40	0:02	SSA3	0.04826	-0.00400	Oversupply
2/12/2022 11:42	0:02	SSA2	0.03190	-0.00200	Oversupply
2/12/2022 11:42	0:02	SSA3	0.04826	0.00200	Oversupply
2/12/2022 11:44	0:03	BS250	Data is not available	Data is not available	Oversupply
2/12/2022 11:44	0:04	SSA2	0.05226	0.36200	Oversupply
2/12/2022 11:44	0:02	SSA3	0.05359	0.05000	Oversupply
2/12/2022 11:46	0:01	KWP11	0.00673	3.24335	Oversupply
2/12/2022 11:46	0:02	SSA3	0.03162	-0.00200	Oversupply
2/12/2022 11:48	0:02	SSA2	0.02474	-0.00200	Oversupply
2/12/2022 11:48	0:02	SSA3	0.03188	-0.00200	Oversupply
2/12/2022 11:50	0:01	BS250	Data is not available	Data is not available	Oversupply
2/12/2022 11:50	0:02	SSA2	0.02453	-0.00200	Oversupply
2/12/2022 11:50	0:02	SSA3	0.03162	-0.00500	Oversupply
2/12/2022 11:52	0:02	SSA2	0.02474	0.24300	Oversupply
2/12/2022 11:52	0:02	SSA3	0.03162	0.31500	Oversupply
2/12/2022 11:54	0:02	SSA2	0.02474	0.82200	Oversupply
2/12/2022 11:54	0:02	SSA3	0.03162	0.13400	Oversupply
2/12/2022 11:56	0:02	SSA3	0.03162	0.95200	Oversupply
2/12/2022 11:58	0:02	SSA3	0.03188	1.12700	Oversupply
2/12/2022 12:02	0:02	SSA3	0.01597	0.93100	Oversupply
2/12/2022 12:04	0:02	SSA2	0.01399	1.16100	Oversupply
2/12/2022 12:04	0:02	SSA3	0.01610	0.27600	Oversupply
2/12/2022 12:06	0:02	SSA2	0.01411	1.01700	Oversupply
2/12/2022 12:06	0:02	SSA3	0.01597	0.51800	Oversupply
2/12/2022 12:08	0:02	SSA2	0.01399	0.48100	Oversupply
2/12/2022 12:08	0:02	SSA3	0.01597	0.53800	Oversupply
2/12/2022 12:10	0:02	SSA2	0.01411	0.20800	Oversupply
2/12/2022 12:10	0:02	SSA3	0.01597	0.01000	Oversupply
2/12/2022 12:11	0:01	BS250	Data is not available	Data is not available	Oversupply
2/12/2022 12:12	0:01	KWP11	0.00390	0.59378	Oversupply
2/12/2022 12:12	0:02	SSA2	0.01411	0.03000	Oversupply
2/12/2022 12:12	0:02	SSA3	0.01610	0.06500	Oversupply
2/12/2022 12:14	0:01	BS250	Data is not available	Data is not available	Oversupply
2/12/2022 12:14	0:02	SSA2	0.02072	0.03300	Oversupply
2/12/2022 12:14	0:02	SSA3	0.00702	-0.00200	Oversupply
2/12/2022 12:15	0:01	KWP11	0.00379	1.04286	Oversupply
2/12/2022 12:16	0:02	SSA2	0.03007	-0.00200	Oversupply



Maui Curtailment Report

February 2022

Start Date and Time	Duration (minutes)	IPP Curtailed	Estimated Curtailed MWH	Peak MW Curtailed	Reasons for Curtailment
2/12/2022 12:16	0:02	SSA3	0.00586	0.11300	Oversupply
2/12/2022 12:20	0:02	SSA2	0.03007	0.03300	Oversupply
2/12/2022 12:20	0:02	SSA3	0.00586	0.57500	Oversupply
2/12/2022 12:22	0:02	SSA2	0.03033	0.33000	Oversupply
2/12/2022 12:22	0:02	SSA3	0.00586	0.67800	Oversupply
2/12/2022 12:24	0:02	SSA2	0.03033	0.80400	Oversupply
2/12/2022 12:36	0:02	SSA2	0.01331	2.01800	Oversupply
2/12/2022 12:38	0:02	SSA2	0.01331	1.26900	Oversupply
2/12/2022 12:39	0:02	SSA3	0.01193	0.95200	Oversupply
2/12/2022 12:40	0:02	SSA2	0.01320	0.48600	Oversupply
2/12/2022 12:41	0:02	SSA3	0.01213	0.47100	Oversupply
2/12/2022 12:42	0:02	SSA2	0.01331	0.31000	Oversupply
2/12/2022 12:43	0:02	SSA3	0.00992	0.14300	Oversupply
2/12/2022 12:44	0:02	SSA2	0.01120	1.07900	Oversupply
2/12/2022 12:45	0:02	SSA3	0.00385	0.10600	Oversupply
2/12/2022 12:51	0:02	SSA3	0.00378	1.13500	Oversupply
2/12/2022 12:55	0:02	SSA3	0.00381	2.73700	Oversupply
2/12/2022 12:56	0:02	SSA2	0.03111	1.48200	Oversupply
2/12/2022 12:57	0:02	SSA3	0.00378	1.15300	Oversupply
2/12/2022 12:58	0:02	SSA2	0.03909	1.26700	Oversupply
2/12/2022 12:59	0:02	SSA3	0.01134	0.19900	Oversupply
2/12/2022 13:03	0:02	SSA3	0.05882	2.16700	Oversupply
2/12/2022 13:04	0:02	SSA2	0.06090	1.60800	Oversupply
2/12/2022 13:05	0:02	SSA3	0.05882	0.31800	Oversupply
2/12/2022 13:06	0:02	SSA2	0.06141	1.07900	Oversupply
2/12/2022 13:07	0:02	SSA3	0.05882	1.47500	Oversupply
2/12/2022 13:08	0:02	SSA2	0.06141	1.46200	Oversupply
2/12/2022 13:09	0:02	SSA3	0.05931	1.04600	Oversupply
2/12/2022 13:10	0:02	SSA2	0.06090	0.50600	Oversupply
2/12/2022 13:11	0:02	SSA3	0.05882	0.12700	Oversupply
2/12/2022 13:12	0:14	SSA2	0.50593	0.28800	Oversupply
2/12/2022 13:13	0:09	AWE	0.06191	5.40000	Oversupply
2/12/2022 13:13	0:08	SSA3	0.34163	0.03900	Oversupply
2/12/2022 13:14	0:07	BS250	Data is not available	Data is not available	Oversupply
2/12/2022 13:16	0:02	KWP11	0.00258	0.13373	Oversupply
2/12/2022 13:19	0:01	KWP11	0.00409	0.24550	Oversupply
2/12/2022 13:21	0:01	KWP11	0.00058	0.03493	Oversupply
2/12/2022 13:21	0:02	SSA3	0.09109	-0.00400	Oversupply
2/12/2022 13:23	0:01	BS250	Data is not available	Data is not available	Oversupply
2/12/2022 13:23	0:02	SSA3	0.09109	-0.00200	Oversupply
2/12/2022 13:25	0:02	SSA3	0.09109	0.07700	Oversupply
2/12/2022 13:26	0:01	BS250	Data is not available	Data is not available	Oversupply
2/12/2022 13:26	0:02	SSA2	0.07290	0.02400	Oversupply
2/12/2022 13:27	0:02	SSA3	0.09184	0.31000	Oversupply
2/12/2022 13:28	0:02	SSA2	0.06957	0.37600	Oversupply
2/12/2022 13:29	0:02	SSA3	0.08765	0.81700	Oversupply
2/12/2022 13:30	0:02	SSA2	0.06700	0.06100	Oversupply
2/12/2022 13:31	0:02	BS250	Data is not available	Data is not available	Oversupply
2/12/2022 13:31	0:02	SSA3	0.07024	0.02300	Oversupply
2/12/2022 13:32	0:02	AWE	0.00836	6.40000	Oversupply
2/12/2022 13:32	0:02	SSA2	0.06700	0.02900	Oversupply
2/12/2022 13:33	0:02	SSA3	0.07082	-0.00300	Oversupply
2/12/2022 13:34	0:02	SSA2	0.06645	0.02500	Oversupply
2/12/2022 13:35	0:02	BS250	Data is not available	Data is not available	Oversupply
2/12/2022 13:35	0:02	AWE	0.00640	5.90000	Oversupply
2/12/2022 13:35	0:02	SSA3	0.07024	-0.00300	Oversupply
2/12/2022 13:36	0:02	SSA2	0.06700	-0.00300	Oversupply
2/12/2022 13:37	0:02	SSA3	0.07024	0.18200	Oversupply
2/12/2022 13:38	0:02	SSA2	0.06700	0.13400	Oversupply
2/12/2022 13:39	0:02	SSA3	0.07024	0.06900	Oversupply
2/12/2022 13:40	0:02	SSA2	0.06700	0.11100	Oversupply
2/12/2022 13:41	0:02	SSA3	0.07082	0.50600	Oversupply
2/12/2022 13:42	0:02	SSA2	0.06700	0.03200	Oversupply
2/12/2022 13:43	0:02	SSA3	0.06331	0.89900	Oversupply
2/12/2022 13:45	0:02	SSA3	0.01253	1.00300	Oversupply
2/12/2022 13:46	0:02	SSA2	0.02308	2.83700	Oversupply
2/12/2022 13:47	0:02	SSA3	0.01253	0.87300	Oversupply
2/12/2022 13:48	0:02	SSA2	0.02328	1.82100	Oversupply
2/12/2022 13:49	0:02	SSA3	0.01253	0.72500	Oversupply
2/12/2022 13:50	0:02	SSA2	0.02328	2.12100	Oversupply
2/12/2022 13:51	0:02	SSA3	0.01253	0.90600	Oversupply
2/12/2022 13:52	0:02	SSA2	0.02308	0.83800	Oversupply



Maui Curtailment Report

February 2022

Start Date and Time	Duration (minutes)	IPP Curtailed	Estimated Curtailed MWH	Peak MW Curtailed	Reasons for Curtailment
2/12/2022 13:59	0:02	SSA2	0.02508	1.55400	Oversupply
2/12/2022 14:00	0:02	SSA3	0.01172	1.45600	Oversupply
2/12/2022 14:01	0:02	SSA2	0.03690	0.67900	Oversupply
2/12/2022 14:02	0:02	SSA3	0.01172	1.01000	Oversupply
2/12/2022 14:04	0:04	SSA3	0.02353	1.28100	Oversupply
2/12/2022 14:05	0:02	SSA2	0.03659	0.92500	Oversupply
2/12/2022 14:07	0:02	SSA2	0.03659	1.70900	Oversupply
2/12/2022 14:08	0:02	SSA3	0.01181	0.56500	Oversupply
2/12/2022 14:09	0:02	SSA2	0.03629	1.49600	Oversupply
2/12/2022 15:59	0:02	SSA2	0.00708	2.59300	Oversupply
2/12/2022 22:56	0:01	KWPPI	0.00286	17.13789	Oversupply
2/12/2022 23:01	0:01	KWPPI	0.00080	16.77463	Oversupply
2/12/2022 23:03	5:30	KWPPI	44.17903	20.11279	Oversupply
2/13/2022 5:03	1:00	KWPPI	3.75359	16.39341	Oversupply
2/13/2022 6:06	0:18	KWPPI	0.35377	19.08889	Oversupply
2/13/2022 6:25	0:01	KWPPI	0.01364	18.84439	Oversupply
2/13/2022 6:27	1:05	KWPPI	4.46169	21.02991	Oversupply
2/13/2022 6:47	0:47	BS250	Data is not available	Data is not available	Oversupply
2/13/2022 7:02	0:28	SSA3	0.01527	0.00400	Oversupply
2/13/2022 7:10	0:20	SSA2	0.01170	-0.00100	Oversupply
2/13/2022 7:21	17:58	17-2	4.98427	0.75000	Oversupply
2/13/2022 10:01	0:02	SSA2	0.02660	1.89400	Oversupply
2/13/2022 10:02	0:02	SSA3	0.02617	2.62300	Oversupply
2/13/2022 10:03	0:02	SSA2	0.02660	0.26500	Oversupply
2/13/2022 10:04	0:02	SSA3	0.02639	1.29400	Oversupply
2/13/2022 10:06	0:02	SSA3	0.02617	0.47700	Oversupply
2/13/2022 10:07	0:02	SSA2	0.02660	0.51400	Oversupply
2/13/2022 10:08	0:02	SSA3	0.02617	0.63800	Oversupply
2/13/2022 10:09	0:02	SSA2	0.02660	0.17300	Oversupply
2/13/2022 10:10	0:02	SSA3	0.02617	0.67900	Oversupply
2/13/2022 10:11	0:02	SSA2	0.02638	0.69500	Oversupply
2/13/2022 10:12	0:02	SSA3	0.02639	0.60100	Oversupply
2/13/2022 10:17	0:02	SSA2	0.05385	2.11200	Oversupply
2/13/2022 10:18	0:02	SSA3	0.01269	0.13900	Oversupply
2/13/2022 10:19	0:02	SSA2	0.05385	0.76800	Oversupply
2/13/2022 10:20	0:02	SSA3	0.01258	0.14900	Oversupply
2/13/2022 10:21	0:02	SSA2	0.05340	0.18800	Oversupply
2/13/2022 10:22	0:03	BS250	Data is not available	Data is not available	Oversupply
2/13/2022 10:22	0:02	SSA3	0.01258	0.00600	Oversupply
2/13/2022 10:23	0:01	KWPPI	0.00618	8.63132	Oversupply
2/13/2022 10:23	0:02	SSA2	0.05385	-0.00200	Oversupply
2/13/2022 10:24	0:02	SSA3	0.01258	0.00500	Oversupply
2/13/2022 10:25	0:01	KWPPI	0.01678	8.68021	Oversupply
2/13/2022 10:25	0:02	SSA2	0.05385	-0.00200	Oversupply
2/13/2022 10:26	0:02	SSA3	0.01258	0.01700	Oversupply
2/13/2022 10:27	0:03	BS250	Data is not available	Data is not available	Oversupply
2/13/2022 10:27	0:01	KWPPI	0.00644	8.56445	Oversupply
2/13/2022 10:27	0:02	SSA2	0.05340	-0.00100	Oversupply
2/13/2022 10:28	0:02	SSA3	0.00969	0.00400	Oversupply
2/13/2022 10:29	0:04	KWPPI	0.05226	9.78096	Oversupply
2/13/2022 10:29	0:04	SSA2	0.05453	0.00100	Oversupply
2/13/2022 10:30	0:02	SSA3	0.00319	-0.00300	Oversupply
2/13/2022 10:31	0:01	BS250	Data is not available	Data is not available	Oversupply
2/13/2022 10:32	0:02	SSA3	0.00319	-0.00200	Oversupply
2/13/2022 10:34	0:02	SSA3	0.00319	0.39300	Oversupply
2/13/2022 10:35	0:02	SSA2	0.02517	0.48600	Oversupply
2/13/2022 10:37	0:02	SSA2	0.02496	2.10700	Oversupply
2/13/2022 10:38	0:02	SSA3	0.00319	0.45300	Oversupply
2/13/2022 10:46	0:02	SSA3	0.03172	2.55100	Oversupply
2/13/2022 10:47	0:02	SSA2	0.02551	0.98100	Oversupply
2/13/2022 10:51	0:02	SSA2	0.02573	2.43100	Oversupply
2/13/2022 10:52	0:02	SSA3	0.03146	1.92300	Oversupply
2/13/2022 10:53	0:02	SSA2	0.02551	1.07700	Oversupply
2/13/2022 10:54	0:02	SSA3	0.03146	1.09300	Oversupply
2/13/2022 10:55	0:02	SSA2	0.02573	0.34500	Oversupply
2/13/2022 10:56	0:02	SSA3	0.03146	0.40800	Oversupply
2/13/2022 10:57	0:02	SSA2	0.02573	0.73100	Oversupply
2/13/2022 10:58	0:02	SSA3	0.03172	1.67100	Oversupply
2/13/2022 10:59	0:02	SSA2	0.02898	0.80800	Oversupply
2/13/2022 11:00	0:02	SSA3	0.04479	1.33500	Oversupply
2/13/2022 11:01	0:02	SSA2	0.03396	0.62300	Oversupply
2/13/2022 11:02	0:02	SSA3	0.04479	0.14500	Oversupply



Maui Curtailment Report

February 2022

Start Date and Time	Duration (minutes)	IPP Curtailed	Estimated Curtailed MWH	Peak MW Curtailed	Reasons for Curtailment
2/13/2022 11:03	0:02	SSA2	0.03396	1.01200	Oversupply
2/13/2022 11:04	0:02	SSA3	0.04479	1.09200	Oversupply
2/13/2022 11:05	0:02	SSA2	0.03396	0.92600	Oversupply
2/13/2022 11:06	0:02	SSA3	0.04479	1.51300	Oversupply
2/13/2022 11:07	0:02	SSA2	0.03368	0.95100	Oversupply
2/13/2022 11:08	0:02	SSA3	0.04516	1.34600	Oversupply
2/13/2022 11:09	0:02	SSA2	0.03396	1.39200	Oversupply
2/13/2022 11:10	0:02	SSA3	0.04479	1.46000	Oversupply
2/13/2022 11:11	0:02	SSA2	0.03396	1.28500	Oversupply
2/13/2022 11:12	0:02	SSA3	0.04479	2.18300	Oversupply
2/13/2022 11:16	0:02	SSA3	0.04941	2.62000	Oversupply
2/13/2022 11:18	0:02	SSA3	0.04941	2.78100	Oversupply
2/13/2022 11:19	0:02	SSA2	0.03804	2.31500	Oversupply
2/13/2022 11:20	0:02	SSA3	0.04941	1.84000	Oversupply
2/13/2022 11:21	0:02	SSA2	0.03804	1.46500	Oversupply
2/13/2022 11:23	0:02	SSA3	0.04982	1.74500	Oversupply
2/13/2022 11:23	0:02	SSA2	0.03772	1.14400	Oversupply
2/13/2022 11:25	0:02	SSA3	0.04941	0.90700	Oversupply
2/13/2022 11:25	0:02	SSA2	0.03804	0.46900	Oversupply
2/13/2022 11:27	0:02	SSA3	0.04941	0.86600	Oversupply
2/13/2022 11:27	0:02	SSA2	0.03804	0.96600	Oversupply
2/13/2022 11:29	0:02	SSA3	0.07469	0.63600	Oversupply
2/13/2022 11:29	3:09	SSA2	8.27037	0.44300	Oversupply
2/13/2022 11:31	0:03	BS250	Data is not available	Data is not available	Oversupply
2/13/2022 11:31	0:12	SSA3	0.58277	0.00300	Oversupply
2/13/2022 11:33	0:02	KWP11	0.00393	9.90471	Oversupply
2/13/2022 11:35	0:08	BS250	Data is not available	Data is not available	Oversupply
2/13/2022 11:36	0:07	KWP11	0.15267	10.54140	Oversupply
2/13/2022 11:43	0:02	SSA3	0.09726	0.05800	Oversupply
2/13/2022 11:44	2:55	BS250	Data is not available	Data is not available	Oversupply
2/13/2022 11:45	2:54	KWP11	17.36528	12.92751	Oversupply
2/13/2022 11:45	2:54	SSA3	7.86437	-0.00200	Oversupply
2/13/2022 12:25	0:01	AWE	0.00585	4.70000	Oversupply
2/13/2022 12:27	0:03	AWE	0.03357	5.00000	Oversupply
2/13/2022 12:34	0:05	AWE	0.04396	4.50000	Oversupply
2/13/2022 12:42	0:01	AWE	0.00013	3.90000	Oversupply
2/13/2022 12:44	0:02	AWE	0.02507	5.30000	Oversupply
2/13/2022 12:48	0:02	AWE	0.01097	5.50000	Oversupply
2/13/2022 12:52	0:02	AWE	0.01471	6.30000	Oversupply
2/13/2022 12:56	0:03	AWE	0.03046	5.70000	Oversupply
2/13/2022 13:03	0:11	AWE	0.16994	5.50000	Oversupply
2/13/2022 13:18	0:02	AWE	0.01361	2.90000	Oversupply
2/13/2022 13:21	0:02	AWE	0.02232	2.90000	Oversupply
2/13/2022 13:24	0:04	AWE	0.05207	3.30000	Oversupply
2/13/2022 13:32	0:01	AWE	0.00119	5.70000	Oversupply
2/13/2022 13:34	0:01	AWE	0.00157	6.10000	Oversupply
2/13/2022 14:38	0:02	SSA2	0.02302	-0.00300	Oversupply
2/13/2022 14:39	0:02	SSA3	0.07512	0.07900	Oversupply
2/13/2022 14:40	0:02	SSA2	0.02302	0.04700	Oversupply
2/13/2022 14:41	0:02	SSA3	0.07451	0.08400	Oversupply
2/13/2022 14:42	0:02	SSA2	0.02283	0.01000	Oversupply
2/13/2022 14:43	0:02	SSA3	0.07212	0.08100	Oversupply
2/13/2022 14:44	0:02	SSA2	-0.02193	0.28100	Oversupply
2/13/2022 14:45	0:02	SSA3	0.02526	0.68500	Oversupply
2/13/2022 14:46	0:02	SSA2	0.02827	1.16900	Oversupply
2/13/2022 14:47	0:02	SSA3	0.02547	0.96600	Oversupply
2/13/2022 14:49	0:02	SSA3	0.02547	2.58200	Oversupply
2/13/2022 14:53	0:02	SSA2	0.02804	1.17400	Oversupply
2/13/2022 14:53	0:02	SSA3	0.02526	2.61100	Oversupply
2/13/2022 14:55	0:02	SSA2	0.02827	2.95900	Oversupply
2/13/2022 14:55	0:02	SSA3	0.02526	0.15700	Oversupply
2/13/2022 14:57	0:02	SSA2	0.02804	1.50500	Oversupply
2/13/2022 14:57	0:02	SSA3	0.02526	1.73400	Oversupply
2/13/2022 14:59	0:02	SSA2	0.02547	2.92500	Oversupply
2/13/2022 14:59	0:02	SSA3	0.01263	2.55100	Oversupply
2/13/2022 15:19	0:02	SSA2	0.01380	2.78400	Oversupply
2/13/2022 15:21	0:02	SSA2	0.01369	2.09100	Oversupply
2/13/2022 15:21	0:02	SSA3	0.00494	1.68900	Oversupply
2/13/2022 15:23	0:02	SSA2	0.01380	2.55300	Oversupply
2/14/2022 7:33	10:45	17-2	4.94002	0.75000	Oversupply
2/14/2022 8:34	0:02	SSA3	0.00674	1.10000	Oversupply
2/14/2022 8:42	0:02	SSA3	0.00668	1.22800	Oversupply



Maui Curtailment Report

February 2022

Start Date and Time	Duration (minutes)	IPP Curtailed	Estimated Curtailed MWH	Peak MW Curtailed	Reasons for Curtailment
2/14/2022 8:42	0:02	SSA2	-0.00836	0.77100	Oversupply
2/14/2022 8:44	0:11	BS250	Data is not available	Data is not available	Oversupply
2/14/2022 8:44	0:20	KWP/II	0.70467	16.35848	Oversupply
2/14/2022 8:44	0:20	SSA3	0.35247	0.02800	Oversupply
2/14/2022 8:44	0:20	SSA2	0.02409	-0.00200	Oversupply
2/14/2022 8:56	0:07	BS250	Data is not available	Data is not available	Oversupply
2/14/2022 9:04	0:02	SSA3	0.01157	0.19200	Oversupply
2/14/2022 9:04	0:02	SSA2	-0.00766	0.10300	Oversupply
2/14/2022 9:20	0:02	SSA3	0.02219	1.72200	Oversupply
2/14/2022 9:24	0:02	SSA3	0.02219	1.75800	Oversupply
2/14/2022 9:25	0:02	SSA2	-0.01621	0.93600	Oversupply
2/14/2022 9:26	0:02	SSA3	0.02237	1.15000	Oversupply
2/14/2022 9:27	0:02	SSA2	-0.01608	0.84300	Oversupply
2/14/2022 9:28	0:01	BS250	Data is not available	Data is not available	Oversupply
2/14/2022 9:28	0:04	SSA3	0.09527	0.04200	Oversupply
2/14/2022 9:29	0:01	KWP/II	0.00329	10.65617	Oversupply
2/14/2022 9:29	0:02	SSA2	-0.00450	0.04600	Oversupply
2/14/2022 9:30	0:02	BS250	Data is not available	Data is not available	Oversupply
2/14/2022 9:31	0:01	KWP/II	0.00330	9.71609	Oversupply
2/14/2022 9:31	0:02	SSA2	0.00741	0.00800	Oversupply
2/14/2022 9:32	0:02	SSA3	0.06331	-0.00200	Oversupply
2/14/2022 9:33	0:02	SSA2	0.00741	-0.00100	Oversupply
2/14/2022 9:35	0:02	SSA2	0.00735	-0.00100	Oversupply
2/14/2022 9:36	0:08	BS250	Data is not available	Data is not available	Oversupply
2/14/2022 9:36	0:06	SSA3	0.18992	0.08300	Oversupply
2/14/2022 9:37	0:06	SSA2	0.02217	0.01100	Oversupply
2/14/2022 9:38	0:07	KWP/II	0.15514	7.91878	Oversupply
2/14/2022 9:42	0:02	SSA3	0.06383	-0.00100	Oversupply
2/14/2022 9:43	0:02	SSA2	0.00718	0.00500	Oversupply
2/14/2022 9:44	0:02	SSA3	0.04971	0.01000	Oversupply
2/14/2022 9:45	0:02	SSA2	0.05229	0.33500	Oversupply
2/14/2022 9:46	0:07	BS250	Data is not available	Data is not available	Oversupply
2/14/2022 9:46	0:08	KWP/II	0.19855	7.37190	Oversupply
2/14/2022 9:46	0:08	SSA3	0.21299	-0.00200	Oversupply
2/14/2022 9:47	0:06	SSA2	0.15687	0.00300	Oversupply
2/14/2022 9:53	0:02	SSA2	0.05186	0.01300	Oversupply
2/14/2022 9:54	0:02	SSA3	0.05325	0.16200	Oversupply
2/14/2022 9:55	0:02	SSA2	0.05229	0.13800	Oversupply
2/14/2022 9:56	0:02	SSA3	0.05369	0.73000	Oversupply
2/14/2022 9:57	0:02	SSA2	0.05229	0.13000	Oversupply
2/14/2022 9:58	0:02	SSA3	0.03158	1.53200	Oversupply
2/14/2022 9:59	0:02	SSA2	0.01698	0.63600	Oversupply
2/14/2022 10:08	0:02	SSA3	0.00619	2.25200	Oversupply
2/14/2022 10:10	0:02	SSA3	0.00624	1.87500	Oversupply
2/14/2022 10:27	0:02	SSA3	0.01043	2.39400	Oversupply
2/14/2022 10:27	0:02	SSA2	0.00400	1.79900	Oversupply
2/14/2022 10:29	0:02	SSA3	0.02225	0.27200	Oversupply
2/14/2022 10:29	0:02	SSA2	0.02317	0.78300	Oversupply
2/14/2022 10:31	0:02	SSA3	0.03695	2.04400	Oversupply
2/14/2022 10:31	0:02	SSA2	0.02826	0.21800	Oversupply
2/14/2022 10:33	0:02	SSA3	0.03725	1.14900	Oversupply
2/14/2022 10:33	0:02	SSA2	0.02826	0.15400	Oversupply
2/14/2022 10:35	0:02	SSA3	0.03725	1.65800	Oversupply
2/14/2022 10:35	0:02	SSA2	0.02803	1.43000	Oversupply
2/14/2022 10:37	0:02	SSA3	0.03725	0.66000	Oversupply
2/14/2022 10:37	0:02	SSA2	0.02826	0.34400	Oversupply
2/14/2022 10:39	0:02	SSA3	0.03695	1.50000	Oversupply
2/14/2022 10:39	0:02	SSA2	0.02826	1.36100	Oversupply
2/14/2022 10:41	0:02	SSA3	0.03665	1.40600	Oversupply
2/14/2022 10:41	0:02	SSA2	0.02826	1.15900	Oversupply
2/14/2022 10:43	0:02	SSA3	0.04308	0.90900	Oversupply
2/14/2022 10:43	0:02	SSA2	0.03223	1.33800	Oversupply
2/14/2022 10:45	0:02	SSA3	0.07219	1.80500	Oversupply
2/14/2022 10:45	0:02	SSA2	0.05632	1.71600	Oversupply
2/14/2022 10:47	0:02	SSA3	0.07219	1.89200	Oversupply
2/14/2022 10:47	0:02	SSA2	0.05586	1.62900	Oversupply
2/14/2022 10:49	0:02	SSA3	0.07219	0.23800	Oversupply
2/14/2022 10:49	0:02	SSA2	0.05632	0.22600	Oversupply
2/14/2022 10:51	0:02	SSA3	0.07219	0.41300	Oversupply
2/14/2022 10:51	0:02	SSA2	0.05632	0.18500	Oversupply
2/14/2022 10:53	0:02	BS250	Data is not available	Data is not available	Oversupply
2/14/2022 10:53	0:02	SSA3	0.07219	0.01900	Oversupply



Maui Curtailment Report

February 2022

Start Date and Time	Duration (minutes)	IPP Curtailed	Estimated Curtailed MWH	Peak MW Curtailed	Reasons for Curtailment
2/14/2022 10:53	0:02	SSA2	0.05586	0.02500	Oversupply
2/14/2022 10:54	0:01	KWP1I	0.00388	2.51485	Oversupply
2/14/2022 10:55	0:02	SSA3	0.07219	-0.00200	Oversupply
2/14/2022 10:55	0:02	SSA2	0.05632	0.12100	Oversupply
2/14/2022 10:57	0:02	SSA3	0.07279	-0.00200	Oversupply
2/14/2022 10:57	0:02	SSA2	0.05632	0.12500	Oversupply
2/14/2022 10:59	0:02	SSA3	0.07628	0.30500	Oversupply
2/14/2022 10:59	0:04	SSA2	0.13374	0.44100	Oversupply
2/14/2022 11:01	0:02	SSA3	0.08445	1.47900	Oversupply
2/14/2022 11:03	0:02	SSA2	0.07174	0.37200	Oversupply
2/14/2022 11:03	0:02	SSA3	0.08376	0.52700	Oversupply
2/14/2022 11:04	0:02	BS250	Data is not available	Data is not available	Oversupply
2/14/2022 11:05	0:14	SSA2	0.53207	-0.00100	Oversupply
2/14/2022 11:05	0:14	SSA3	0.58993	-0.00300	Oversupply
2/14/2022 11:06	0:01	KWP1I	0.00444	2.35418	Oversupply
2/14/2022 11:07	0:14	BS250	Data is not available	Data is not available	Oversupply
2/14/2022 11:08	0:08	KWP1I	0.09791	2.69548	Oversupply
2/14/2022 11:13	0:02	AWE	0.00619	12.10000	Oversupply
2/14/2022 11:17	0:01	AWE	0.00119	11.30000	Oversupply
2/14/2022 11:17	0:09	KWP1I	0.05567	0.96103	Oversupply
2/14/2022 11:19	0:02	SSA2	0.08639	-0.00200	Oversupply
2/14/2022 11:19	0:02	SSA3	0.08386	-0.00300	Oversupply
2/14/2022 11:21	0:04	SSA2	0.17207	0.02800	Oversupply
2/14/2022 11:21	0:02	SSA3	0.08386	-0.00200	Oversupply
2/14/2022 11:22	0:02	BS250	Data is not available	Data is not available	Oversupply
2/14/2022 11:23	0:02	SSA3	0.08386	0.00400	Oversupply
2/14/2022 11:24	0:02	AWE	0.00654	11.30000	Oversupply
2/14/2022 11:25	0:08	BS250	Data is not available	Data is not available	Oversupply
2/14/2022 11:25	0:08	SSA2	0.33737	-0.00200	Oversupply
2/14/2022 11:25	0:08	SSA3	0.33383	-0.00300	Oversupply
2/14/2022 11:27	0:03	AWE	0.02628	11.70000	Oversupply
2/14/2022 11:27	0:10	KWP1I	0.06161	0.57083	Oversupply
2/14/2022 11:31	0:03	AWE	0.01202	11.10000	Oversupply
2/14/2022 11:33	0:04	SSA2	0.16484	-0.00200	Oversupply
2/14/2022 11:33	0:04	SSA3	0.17679	0.04500	Oversupply
2/14/2022 11:35	0:02	BS250	Data is not available	Data is not available	Oversupply
2/14/2022 11:36	0:01	AWE	0.00039	10.90000	Oversupply
2/14/2022 11:37	0:02	SSA2	0.08208	-0.00200	Oversupply
2/14/2022 11:37	0:02	SSA3	0.08840	-0.00400	Oversupply
2/14/2022 11:39	0:02	SSA2	0.08276	-0.00200	Oversupply
2/14/2022 11:39	0:02	SSA3	0.08840	-0.00400	Oversupply
2/14/2022 11:41	0:02	SSA2	0.08276	0.04100	Oversupply
2/14/2022 11:41	0:02	SSA3	0.08840	0.11200	Oversupply
2/14/2022 11:43	0:02	SSA2	0.06589	0.59500	Oversupply
2/14/2022 11:43	0:02	SSA3	0.06316	1.12100	Oversupply
2/14/2022 11:45	0:04	SSA2	0.04690	1.20900	Oversupply
2/14/2022 11:45	0:02	SSA3	0.03327	1.50100	Oversupply
2/14/2022 11:47	0:02	SSA3	0.03327	1.08700	Oversupply
2/14/2022 11:49	0:02	SSA2	0.02325	1.13000	Oversupply
2/14/2022 11:49	0:02	SSA3	0.03327	2.43500	Oversupply
2/14/2022 11:53	0:02	SSA2	0.02345	1.07900	Oversupply
2/14/2022 11:54	0:02	SSA3	0.03355	1.96000	Oversupply
2/14/2022 11:57	0:02	SSA2	0.02345	2.10600	Oversupply
2/14/2022 11:58	0:02	SSA3	0.03233	0.18200	Oversupply
2/14/2022 11:59	0:02	SSA2	0.00838	1.77400	Oversupply
2/14/2022 12:00	0:02	SSA3	0.01042	2.05800	Oversupply
2/15/2022 7:39	10:38	17-2	5.31870	0.75000	Oversupply
2/15/2022 11:03	0:02	SSA2	-0.00236	2.48600	Oversupply
2/15/2022 11:04	0:02	SSA3	0.00195	2.66700	Oversupply
2/15/2022 11:15	0:02	SSA2	0.02138	1.42400	Oversupply
2/15/2022 11:16	0:02	SSA3	0.03865	0.41900	Oversupply
2/15/2022 11:20	0:02	SSA3	0.03865	2.80700	Oversupply
2/15/2022 11:21	0:02	SSA2	0.02156	2.69900	Oversupply
2/15/2022 11:22	0:02	SSA3	0.03865	2.83900	Oversupply
2/15/2022 11:23	0:02	SSA2	0.02138	1.77700	Oversupply
2/15/2022 11:24	0:02	SSA3	0.03897	0.09200	Oversupply
2/15/2022 11:25	0:02	SSA2	0.02173	1.36700	Oversupply
2/15/2022 11:26	0:02	SSA3	0.03865	1.24900	Oversupply
2/15/2022 11:27	0:02	SSA2	0.02156	0.75500	Oversupply
2/15/2022 11:28	0:02	SSA3	0.03915	0.87800	Oversupply
2/15/2022 11:29	0:02	SSA2	0.04008	2.05100	Oversupply
2/15/2022 11:30	0:02	SSA3	0.04269	1.86800	Oversupply



Maui Curtailment Report

February 2022

Start Date and Time	Duration (minutes)	IPP Curtailed	Estimated Curtailed MWH	Peak MW Curtailed	Reasons for Curtailment
2/15/2022 11:31	0:02	SSA2	0.04390	0.54400	Oversupply
2/15/2022 11:32	0:02	SSA3	0.04269	0.49400	Oversupply
2/15/2022 11:33	0:02	SSA2	0.04390	1.50200	Oversupply
2/15/2022 11:34	0:02	SSA3	0.04269	1.86400	Oversupply
2/15/2022 11:35	0:02	SSA2	0.04354	1.75500	Oversupply
2/15/2022 11:36	0:02	SSA3	0.04304	1.83700	Oversupply
2/15/2022 11:37	0:02	SSA2	0.04390	0.51800	Oversupply
2/15/2022 11:38	0:02	SSA3	0.04269	1.96200	Oversupply
2/15/2022 11:39	0:02	SSA2	0.04354	2.17200	Oversupply
2/15/2022 11:40	0:02	SSA3	0.04269	2.20400	Oversupply
2/15/2022 11:41	0:02	SSA2	0.04390	0.07600	Oversupply
2/15/2022 11:42	0:02	SSA3	0.04269	0.08400	Oversupply
2/15/2022 11:43	0:02	SSA2	0.04439	0.69200	Oversupply
2/15/2022 11:44	0:02	SSA3	0.02698	1.20600	Oversupply
2/15/2022 11:45	0:02	SSA2	0.01594	2.99200	Oversupply
2/15/2022 11:47	0:02	SSA2	0.01607	1.22400	Oversupply
2/15/2022 11:48	0:02	SSA3	0.01983	0.15600	Oversupply
2/15/2022 11:49	0:02	SSA2	0.01607	0.37900	Oversupply
2/15/2022 11:50	0:02	SSA3	0.01983	1.69900	Oversupply
2/15/2022 15:12	0:02	SSA3	0.01339	2.35200	Oversupply
2/15/2022 15:12	0:02	SSA2	0.00583	0.18900	Oversupply
2/15/2022 15:14	0:02	SSA3	0.04492	0.38900	Oversupply
2/15/2022 15:14	0:02	SSA2	0.03603	0.09800	Oversupply
2/15/2022 15:15	0:01	BS250	Data is not available	Data is not available	Oversupply
2/15/2022 15:16	0:18	SSA3	0.33123	0.25200	Oversupply
2/15/2022 15:16	0:18	SSA2	0.34087	0.02800	Oversupply
2/15/2022 15:17	0:17	BS250	Data is not available	Data is not available	Oversupply
2/15/2022 15:17	0:17	KWP11	1.06229	11.75092	Oversupply
2/15/2022 15:20	0:03	AWE	0.02011	16.20000	Oversupply
2/15/2022 15:34	0:02	SSA3	0.03574	0.51800	Oversupply
2/15/2022 15:35	0:02	SSA2	0.00972	0.18500	Oversupply
2/15/2022 15:36	0:01	BS250	Data is not available	Data is not available	Oversupply
2/15/2022 15:36	0:02	SSA3	0.03545	0.04100	Oversupply
2/15/2022 15:37	0:01	KWP11	0.01041	13.62209	Oversupply
2/15/2022 15:37	0:02	SSA2	0.00972	0.02200	Oversupply
2/15/2022 15:38	0:01	BS250	Data is not available	Data is not available	Oversupply
2/15/2022 15:38	0:02	SSA3	0.03545	1.06600	Oversupply
2/15/2022 15:39	0:02	SSA2	0.00972	0.60000	Oversupply
2/15/2022 15:40	0:02	SSA3	0.03545	1.59500	Oversupply
2/15/2022 15:41	0:02	SSA2	0.00972	0.38000	Oversupply
2/15/2022 15:44	0:02	SSA3	0.03217	2.04700	Oversupply
2/15/2022 15:45	0:02	SSA2	0.00401	0.35000	Oversupply
2/15/2022 15:46	0:02	SSA3	0.02908	0.70900	Oversupply
2/15/2022 15:47	0:02	SSA2	0.00398	0.41100	Oversupply
2/15/2022 15:48	0:02	SSA3	0.02908	0.20200	Oversupply
2/15/2022 15:50	0:02	SSA3	0.02908	0.70800	Oversupply
2/15/2022 15:51	0:02	SSA2	0.00401	0.48300	Oversupply
2/15/2022 15:56	0:02	SSA3	0.02908	1.72100	Oversupply
2/15/2022 15:58	0:02	SSA3	0.01686	1.87700	Oversupply
2/15/2022 15:59	0:02	SSA2	-0.02522	0.73900	Oversupply
2/15/2022 21:03	0:01	KWP11	0.01117	20.59580	Oversupply
2/15/2022 21:05	4:42	KWP11	46.89952	20.88721	Oversupply
2/16/2022 0:23	0:01	AWE	0.01088	13.10000	Oversupply
2/16/2022 0:35	0:15	AWE	0.10250	13.50000	System constraint
2/16/2022 1:00	0:01	AWE	0.00167	8.10000	System constraint
2/16/2022 1:02	0:01	AWE	0.00435	6.30000	System constraint
2/16/2022 1:05	0:46	AWE	0.07308	4.10000	System constraint
2/16/2022 1:50	0:23	KWP11	0.88729	10.23204	Oversupply
2/16/2022 1:53	0:13	AWE	0.04167	7.20000	System constraint
2/16/2022 2:20	0:01	AWE	0.00333	7.20000	System constraint
2/16/2022 4:25	0:02	KWP11	0.00630	9.46361	Oversupply
2/16/2022 4:28	0:13	KWP11	0.45935	10.56036	Oversupply
2/16/2022 4:50	0:34	KWP11	2.14666	16.11099	Oversupply
2/16/2022 7:22	10:59	17-2	5.73032	0.75000	Oversupply
2/16/2022 9:25	0:02	SSA3	0.00404	1.77100	Oversupply
2/16/2022 9:35	0:02	SSA2	0.02932	1.49800	Oversupply
2/16/2022 9:35	0:02	SSA3	0.03945	1.88600	Oversupply
2/16/2022 9:37	0:02	SSA2	0.02956	0.10500	Oversupply
2/16/2022 9:37	0:02	SSA3	0.04010	0.08800	Oversupply
2/16/2022 9:38	0:01	KWP11	0.00103	12.58122	Oversupply
2/16/2022 9:39	0:02	SSA2	0.02932	0.20700	Oversupply
2/16/2022 9:39	0:02	SSA3	0.03977	-0.00200	Oversupply



Maui Curtailment Report

February 2022

Start Date and Time	Duration (minutes)	IPP Curtailed	Estimated Curtailed MWH	Peak MW Curtailed	Reasons for Curtailment
2/16/2022 9:41	0:02	SSA2	0.02956	0.86200	Oversupply
2/16/2022 9:41	0:02	SSA3	0.03977	-0.00200	Oversupply
2/16/2022 9:43	0:02	BS250	Data is not available	Data is not available	Oversupply
2/16/2022 9:43	0:02	SSA2	0.03112	0.05800	Oversupply
2/16/2022 9:43	0:02	SSA3	0.04361	-0.00200	Oversupply
2/16/2022 9:44	0:01	KWP11	0.01212	12.31477	Oversupply
2/16/2022 9:45	0:02	SSA2	0.05313	-0.00100	Oversupply
2/16/2022 9:45	0:02	SSA3	0.06526	0.09200	Oversupply
2/16/2022 9:47	0:03	BS250	Data is not available	Data is not available	Oversupply
2/16/2022 9:47	0:06	SSA2	0.16028	-0.00200	Oversupply
2/16/2022 9:47	0:02	SSA3	0.06635	0.04600	Oversupply
2/16/2022 9:49	0:01	KWP11	0.01969	12.67902	Oversupply
2/16/2022 9:49	0:02	SSA3	0.06580	-0.00200	Oversupply
2/16/2022 9:51	0:01	KWP11	0.00440	11.32180	Oversupply
2/16/2022 9:51	0:02	SSA3	0.06580	-0.00200	Oversupply
2/16/2022 9:53	0:02	SSA2	0.05358	1.51400	Oversupply
2/16/2022 9:53	0:02	SSA3	0.06580	0.02500	Oversupply
2/16/2022 9:55	0:02	SSA2	0.05358	0.14900	Oversupply
2/16/2022 9:55	0:02	SSA3	0.06580	0.16700	Oversupply
2/16/2022 9:56	2:14	BS250	Data is not available	Data is not available	Oversupply
2/16/2022 9:57	2:14	KWP11	11.21517	13.10814	Oversupply
2/16/2022 9:57	2:13	SSA2	5.20706	0.02400	Oversupply
2/16/2022 9:57	2:13	SSA3	3.99138	-0.00200	Oversupply
2/16/2022 10:06	0:06	AWE	0.06296	16.10000	Oversupply
2/16/2022 10:14	0:03	AWE	0.01802	15.10000	Oversupply
2/16/2022 10:23	0:02	AWE	0.01794	14.50000	Oversupply
2/16/2022 11:19	0:01	AWE	0.00189	7.80000	Oversupply
2/16/2022 12:09	0:02	SSA2	0.09502	-0.00300	Oversupply
2/16/2022 12:10	0:02	SSA3	0.04134	0.10100	Oversupply
2/16/2022 12:11	0:02	SSA2	0.09502	-0.00300	Oversupply
2/16/2022 12:12	0:02	SSA3	0.04168	0.00300	Oversupply
2/16/2022 12:13	0:01	BS250	Data is not available	Data is not available	Oversupply
2/16/2022 12:13	0:02	SSA2	0.05036	0.03900	Oversupply
2/16/2022 12:14	0:01	KWP11	0.01461	6.81104	Oversupply
2/16/2022 12:20	0:02	SSA3	0.00341	0.99900	Oversupply
2/16/2022 12:23	0:02	SSA3	0.00344	1.06200	Oversupply
2/16/2022 12:33	0:02	SSA3	0.04974	1.93300	Oversupply
2/16/2022 12:34	0:05	BS250	Data is not available	Data is not available	Oversupply
2/16/2022 12:34	0:08	SSA2	0.31529	0.12100	Oversupply
2/16/2022 12:35	0:04	KWP11	0.02825	5.43886	Oversupply
2/16/2022 12:35	0:08	SSA3	0.19938	0.01900	Oversupply
2/16/2022 12:40	0:02	BS250	Data is not available	Data is not available	Oversupply
2/16/2022 12:42	0:01	KWP11	0.00939	6.64239	Oversupply
2/16/2022 12:42	0:02	SSA2	0.07899	0.00100	Oversupply
2/16/2022 12:43	0:02	SSA3	0.05081	0.43700	Oversupply
2/16/2022 12:45	0:02	SSA3	0.01471	0.87000	Oversupply
2/16/2022 12:46	0:02	SSA2	0.06420	0.44100	Oversupply
2/16/2022 12:47	0:02	SSA3	0.01459	0.32400	Oversupply
2/16/2022 12:48	0:02	SSA2	0.06420	1.39900	Oversupply
2/16/2022 12:49	0:02	SSA3	0.01459	0.05200	Oversupply
2/16/2022 12:50	0:02	SSA2	0.06367	0.68800	Oversupply
2/16/2022 12:51	0:02	SSA3	0.01459	0.44500	Oversupply
2/16/2022 12:52	0:02	SSA2	0.06420	1.30800	Oversupply
2/16/2022 12:53	0:02	SSA3	0.01471	0.75600	Oversupply
2/16/2022 12:54	0:02	SSA2	0.06420	2.64900	Oversupply
2/16/2022 12:55	0:02	SSA3	0.01459	0.66900	Oversupply
2/16/2022 12:56	0:09	BS250	Data is not available	Data is not available	Oversupply
2/16/2022 12:56	0:10	SSA2	0.33249	0.16900	Oversupply
2/16/2022 12:57	0:09	KWP11	0.23928	7.99861	Oversupply
2/16/2022 12:57	0:08	SSA3	0.05268	-0.00300	Oversupply
2/16/2022 13:05	0:02	SSA3	0.01185	-0.00300	Oversupply
2/16/2022 13:06	0:02	SSA2	0.06767	-0.00300	Oversupply
2/16/2022 13:07	0:02	SSA3	0.01175	-0.00200	Oversupply
2/16/2022 13:12	0:02	SSA2	0.06823	3.01700	Oversupply
2/16/2022 13:13	0:02	SSA3	0.00466	0.66700	Oversupply
2/16/2022 13:14	0:02	SSA2	0.04601	2.96900	Oversupply
2/16/2022 13:18	0:02	SSA2	0.03433	2.83700	Oversupply
2/16/2022 13:19	0:02	SSA3	0.02523	1.18900	Oversupply
2/16/2022 13:20	0:02	SSA2	0.03462	1.89700	Oversupply
2/16/2022 13:21	0:02	SSA3	0.02544	1.54300	Oversupply
2/16/2022 13:22	0:02	SSA2	0.03462	1.31200	Oversupply
2/16/2022 13:23	0:02	SSA3	0.02523	0.75300	Oversupply



Maui Curtailment Report

February 2022

Start Date and Time	Duration (minutes)	IPP Curtailed	Estimated Curtailed MWH	Peak MW Curtailed	Reasons for Curtailment
2/16/2022 13:24	0:02	SSA2	0.03433	1.11300	Oversupply
2/16/2022 13:27	0:02	SSA3	0.02523	1.80100	Oversupply
2/16/2022 13:28	0:02	SSA2	0.04740	0.81400	Oversupply
2/16/2022 13:29	0:02	SSA3	0.05745	0.46300	Oversupply
2/16/2022 13:30	1:26	SSA2	4.12014	0.38300	Oversupply
2/16/2022 13:31	1:25	BS250	Data is not available	Data is not available	Oversupply
2/16/2022 13:31	0:01	KWP11	0.00011	9.02451	Oversupply
2/16/2022 13:31	1:25	SSA3	2.15144	-0.00300	Oversupply
2/16/2022 13:34	0:02	KWP11	0.02485	10.89268	Oversupply
2/16/2022 13:37	1:19	KWP11	10.37148	13.90651	Oversupply
2/16/2022 13:52	0:01	AWE	0.00042	15.10000	Oversupply
2/16/2022 13:58	0:02	AWE	0.04350	17.10000	Oversupply
2/16/2022 14:02	0:01	AWE	0.01389	17.10000	Oversupply
2/16/2022 14:56	0:02	SSA3	0.01887	0.07500	Oversupply
2/16/2022 14:56	0:02	SSA2	0.09377	-0.00300	Oversupply
2/16/2022 14:58	0:01	BS250	Data is not available	Data is not available	Oversupply
2/16/2022 14:58	0:02	SSA3	0.01182	-0.00200	Oversupply
2/16/2022 14:58	0:02	SSA2	0.05340	0.04900	Oversupply
2/16/2022 15:36	0:02	SSA3	0.01743	1.07600	Oversupply
2/16/2022 15:37	0:02	SSA2	0.03589	2.78900	Oversupply
2/16/2022 15:38	0:02	SSA3	0.01729	0.52900	Oversupply
2/16/2022 15:39	0:02	SSA2	0.03738	0.62700	Oversupply
2/16/2022 15:40	0:02	SSA3	0.01729	1.31000	Oversupply
2/16/2022 15:41	0:02	SSA2	0.03589	1.08700	Oversupply
2/16/2022 15:43	0:02	SSA3	0.01720	1.04800	Oversupply
2/16/2022 15:43	0:02	SSA2	0.03648	1.28800	Oversupply
2/16/2022 15:45	0:02	SSA3	0.00178	1.03300	Oversupply
2/16/2022 15:45	0:02	SSA2	0.00648	2.00000	Oversupply
2/16/2022 20:48	0:02	KWP11	0.00781	18.61785	Oversupply
2/16/2022 20:58	0:04	KWP11	0.01533	18.84639	Oversupply
2/17/2022 4:08	1:16	KWP11	9.12322	14.05720	Oversupply
2/17/2022 4:18	0:01	AWE	0.00054	12.40000	Oversupply
2/17/2022 4:20	0:03	AWE	0.03675	13.10000	Oversupply
2/17/2022 4:25	0:01	AWE	0.01588	13.20000	Oversupply
2/17/2022 4:31	0:02	AWE	0.02027	16.00000	Oversupply
2/17/2022 4:34	0:24	AWE	0.83199	21.00000	Oversupply
2/17/2022 5:00	0:01	AWE	0.00424	20.90000	Oversupply
2/17/2022 5:07	0:01	AWE	0.00124	21.00000	Oversupply
2/17/2022 7:26	10:52	17-2	5.89322	0.75000	Oversupply
2/17/2022 9:21	0:02	SSA3	0.00656	1.72100	Oversupply
2/17/2022 9:22	0:02	SSA2	0.00734	1.46700	Oversupply
2/17/2022 9:23	0:02	SSA3	0.00651	1.75100	Oversupply
2/17/2022 9:27	0:02	SSA3	0.00651	1.78300	Oversupply
2/17/2022 9:28	0:02	SSA2	0.02474	0.48100	Oversupply
2/17/2022 9:29	0:04	SSA3	0.10108	0.87700	Oversupply
2/17/2022 9:30	0:02	SSA2	0.04987	0.92400	Oversupply
2/17/2022 9:32	0:02	SSA2	0.05070	0.59400	Oversupply
2/17/2022 9:33	0:02	SSA3	0.05765	0.19000	Oversupply
2/17/2022 9:34	0:01	BS250	Data is not available	Data is not available	Oversupply
2/17/2022 9:35	0:02	SSA2	0.05029	0.14000	Oversupply
2/17/2022 9:35	0:02	SSA3	0.05717	0.09100	Oversupply
2/17/2022 9:36	0:01	BS250	Data is not available	Data is not available	Oversupply
2/17/2022 9:37	4:15	AWE	25.01598	21.00000	Oversupply
2/17/2022 9:37	4:31	SSA2	11.53716	0.01600	Oversupply
2/17/2022 9:37	4:31	SSA3	11.78838	-0.00100	Oversupply
2/17/2022 9:38	4:28	BS250	Data is not available	Data is not available	Oversupply
2/17/2022 11:07	0:05	KWP11	0.00531	0.08982	Oversupply
2/17/2022 11:13	0:02	KWP11	0.00361	0.13073	Oversupply
2/17/2022 12:59	0:07	KWP11	0.01439	0.35328	Oversupply
2/17/2022 13:07	0:02	KWP11	0.00143	0.04391	Oversupply
2/17/2022 13:14	0:09	KWP11	0.05001	0.66464	Oversupply
2/17/2022 13:24	0:01	KWP11	0.00118	0.07085	Oversupply
2/17/2022 13:28	0:39	KWP11	0.70932	2.10070	Oversupply
2/17/2022 13:53	0:02	AWE	0.01233	16.60000	Oversupply
2/17/2022 13:56	0:02	AWE	0.00739	17.40000	Oversupply
2/17/2022 14:00	0:02	AWE	0.02070	18.20000	Oversupply
2/17/2022 14:03	0:01	AWE	0.00626	18.70000	Oversupply
2/17/2022 14:08	0:02	SSA2	0.09033	0.33300	Oversupply
2/17/2022 14:08	0:02	SSA3	0.09179	0.12900	Oversupply
2/17/2022 14:10	0:02	SSA2	0.09109	0.20300	Oversupply
2/17/2022 14:10	0:02	SSA3	0.09104	0.15700	Oversupply
2/17/2022 14:12	0:02	BS250	Data is not available	Data is not available	Oversupply



Maui Curtailment Report

February 2022

Start Date and Time	Duration (minutes)	IPP Curtailed	Estimated Curtailed MWH	Peak MW Curtailed	Reasons for Curtailment
2/17/2022 14:12	0:02	SSA2	0.09109	0.03500	Oversupply
2/17/2022 14:12	0:02	SSA3	0.09104	0.01400	Oversupply
2/17/2022 14:13	0:01	KWPII	0.00991	1.34425	Oversupply
2/17/2022 14:14	0:02	SSA2	0.02900	0.32300	Oversupply
2/17/2022 14:14	0:02	SSA3	0.02394	0.61800	Oversupply
2/17/2022 14:16	0:02	SSA2	0.01042	1.52200	Oversupply
2/17/2022 14:16	0:02	SSA3	0.00753	0.87300	Oversupply
2/17/2022 14:18	0:04	SSA3	0.01513	2.59300	Oversupply
2/17/2022 15:25	0:01	KWPII	0.00100	0.05988	Oversupply
2/17/2022 17:37	0:02	SSA2	0.01367	0.92300	Oversupply
2/17/2022 17:38	0:01	BS250	Data is not available	Data is not available	Oversupply
2/17/2022 17:39	0:02	SSA2	0.01355	0.03500	Oversupply
2/17/2022 17:40	0:23	BS250	Data is not available	Data is not available	Oversupply
2/17/2022 17:40	0:22	SSA3	0.05774	0.00600	Oversupply
2/17/2022 17:41	0:22	KWPII	1.01308	19.18070	Oversupply
2/17/2022 17:41	0:22	SSA2	0.20674	0.00100	Oversupply
2/17/2022 18:24	0:06	BS250	Data is not available	Data is not available	Oversupply
2/17/2022 18:26	0:27	KWPII	1.46919	19.45614	Oversupply
2/17/2022 19:45	0:01	KWPII	0.01317	19.54595	Oversupply
2/17/2022 20:31	0:39	KWPII	1.78955	19.51502	Oversupply
2/17/2022 21:27	2:11	KWPII	15.89143	19.43817	Oversupply
2/18/2022 0:14	0:17	KWPII	1.06160	11.17211	Oversupply
2/18/2022 1:12	1:26	KWPII	8.61327	12.19002	Oversupply
2/18/2022 1:35	0:18	AWE	0.59582	21.00000	Oversupply
2/18/2022 1:54	0:03	AWE	0.03156	14.60000	Oversupply
2/18/2022 1:58	0:03	AWE	0.03853	14.40000	Oversupply
2/18/2022 2:02	0:07	AWE	0.20783	17.40000	Oversupply
2/18/2022 2:13	0:20	AWE	0.60512	19.50000	Oversupply
2/18/2022 3:02	0:02	KWPII	0.00383	3.47388	Oversupply
2/18/2022 3:05	1:38	KWPII	8.91298	13.64504	Oversupply
2/18/2022 4:16	0:02	AWE	0.00414	15.20000	Oversupply
2/18/2022 5:40	0:01	KWPII	0.00040	12.39161	Oversupply
2/18/2022 5:45	0:06	KWPII	0.13616	13.34366	Oversupply
2/18/2022 5:55	0:03	KWPII	0.05816	14.13504	Oversupply
2/18/2022 5:59	0:02	KWPII	0.02529	13.39256	Oversupply
2/18/2022 7:30	10:51	17-2	5.15830	0.75000	Oversupply
2/18/2022 7:53	0:02	SSA3	0.00214	0.50800	Oversupply
2/18/2022 7:54	0:01	BS250	Data is not available	Data is not available	Oversupply
2/18/2022 7:54	0:01	KWPII	0.00076	18.34142	Oversupply
2/18/2022 7:54	0:02	SSA2	-0.00349	0.08900	Oversupply
2/18/2022 8:04	0:04	SSA2	-0.00465	0.28600	Oversupply
2/18/2022 8:05	0:03	BS250	Data is not available	Data is not available	Oversupply
2/18/2022 8:05	0:02	SSA3	0.00985	0.06600	Oversupply
2/18/2022 8:06	0:02	KWPII	0.02047	18.81545	Oversupply
2/18/2022 8:07	0:02	SSA3	0.00985	-0.00100	Oversupply
2/18/2022 8:13	0:02	SSA3	0.00625	0.72600	Oversupply
2/18/2022 8:24	0:02	SSA2	0.00364	0.55900	Oversupply
2/18/2022 8:31	0:02	BS250	Data is not available	Data is not available	Oversupply
2/18/2022 8:31	0:02	SSA3	0.02266	0.03300	Oversupply
2/18/2022 8:32	0:01	KWPII	0.00322	13.84364	Oversupply
2/18/2022 8:32	0:02	SSA2	0.02490	0.00800	Oversupply
2/18/2022 8:33	0:02	SSA3	0.02229	0.18600	Oversupply
2/18/2022 8:34	0:01	BS250	Data is not available	Data is not available	Oversupply
2/18/2022 8:34	0:01	KWPII	0.01007	13.59115	Oversupply
2/18/2022 8:34	0:02	SSA2	0.02470	-0.00200	Oversupply
2/18/2022 8:39	0:02	SSA3	0.02248	0.62600	Oversupply
2/18/2022 8:40	0:02	SSA2	0.02490	0.13600	Oversupply
2/18/2022 8:41	0:02	SSA3	0.02266	0.30400	Oversupply
2/18/2022 8:42	0:04	SSA2	0.05284	0.01200	Oversupply
2/18/2022 8:43	0:03	BS250	Data is not available	Data is not available	Oversupply
2/18/2022 8:43	0:02	SSA3	0.02786	-0.00200	Oversupply
2/18/2022 8:45	0:02	KWPII	0.01716	10.31986	Oversupply
2/18/2022 8:45	0:02	SSA3	0.04386	-0.00200	Oversupply
2/18/2022 8:46	0:02	SSA2	0.03582	-0.00200	Oversupply
2/18/2022 8:47	1:33	SSA3	2.78851	-0.00200	Oversupply
2/18/2022 8:48	2:43	BS250	Data is not available	Data is not available	Oversupply
2/18/2022 8:48	1:33	KWPII	6.32216	15.02721	Oversupply
2/18/2022 8:48	2:43	SSA2	5.16535	0.01500	Oversupply
2/18/2022 10:20	0:02	SSA3	0.07896	0.00300	Oversupply
2/18/2022 10:22	0:07	KWPII	0.14717	5.31311	Oversupply
2/18/2022 10:22	0:06	SSA3	0.23754	0.01100	Oversupply
2/18/2022 10:28	0:02	SSA3	0.07896	0.00300	Oversupply



Maui Curtailment Report

February 2022

Start Date and Time	Duration (minutes)	IPP Curtailed	Estimated Curtailed MWH	Peak MW Curtailed	Reasons for Curtailment
2/18/2022 10:30	1:02	KWPII	4.29767	7.26911	Oversupply
2/18/2022 10:30	1:01	SSA3	2.63365	0.00000	Oversupply
2/18/2022 10:39	0:01	AWE	0.00523	19.50000	Oversupply
2/18/2022 10:43	0:01	AWE	0.00285	19.70000	Oversupply
2/18/2022 10:45	0:02	AWE	0.00517	19.40000	Oversupply
2/18/2022 10:48	0:02	AWE	0.00546	19.00000	Oversupply
2/18/2022 10:52	0:03	AWE	0.03904	18.30000	Oversupply
2/18/2022 10:57	0:01	AWE	0.02256	18.90000	Oversupply
2/18/2022 10:59	0:19	AWE	0.36820	18.90000	Oversupply
2/18/2022 11:20	0:08	AWE	0.11485	17.70000	Oversupply
2/18/2022 11:31	0:02	SSA3	0.03978	0.00600	Oversupply
2/18/2022 11:31	0:02	SSA2	0.03015	0.07800	Oversupply
2/18/2022 11:33	0:02	SSA3	0.03978	0.11000	Oversupply
2/18/2022 11:33	0:02	SSA2	0.02990	0.55100	Oversupply
2/18/2022 11:35	0:02	SSA3	0.03978	0.52200	Oversupply
2/18/2022 11:35	0:02	SSA2	0.03015	1.82100	Oversupply
2/18/2022 11:37	0:02	SSA3	0.04011	2.13600	Oversupply
2/18/2022 11:37	0:02	SSA2	0.03015	2.05000	Oversupply
2/18/2022 11:39	0:02	SSA2	0.02990	2.81500	Oversupply
2/18/2022 12:19	0:02	SSA3	0.02117	2.73100	Oversupply
2/18/2022 12:19	0:02	SSA2	0.02790	2.95500	Oversupply
2/18/2022 12:21	0:02	SSA3	0.02117	1.32300	Oversupply
2/18/2022 12:21	0:02	SSA2	0.02790	0.31900	Oversupply
2/18/2022 12:23	0:02	SSA3	0.02117	1.51200	Oversupply
2/18/2022 12:23	0:02	SSA2	0.02767	1.49800	Oversupply
2/18/2022 12:25	0:02	SSA2	0.02790	2.23400	Oversupply
2/18/2022 12:25	0:02	SSA3	0.02135	2.17100	Oversupply
2/18/2022 12:27	0:02	SSA2	0.02790	1.68500	Oversupply
2/18/2022 12:27	0:04	SSA3	0.07775	2.62500	Oversupply
2/18/2022 12:29	0:02	SSA2	0.07020	2.61800	Oversupply
2/18/2022 12:31	0:02	SSA2	0.05164	1.41200	Oversupply
2/18/2022 12:31	0:02	SSA3	0.05747	1.60900	Oversupply
2/18/2022 12:33	0:02	SSA2	0.05121	0.83900	Oversupply
2/18/2022 12:33	0:02	SSA3	0.05747	0.75100	Oversupply
2/18/2022 12:35	0:02	SSA2	0.05164	0.83300	Oversupply
2/18/2022 12:36	0:02	SSA3	0.05795	1.05000	Oversupply
2/18/2022 12:37	0:02	SSA2	0.05164	0.80900	Oversupply
2/18/2022 12:38	0:02	SSA3	0.05747	1.73400	Oversupply
2/18/2022 12:39	0:02	SSA2	0.05164	0.75100	Oversupply
2/18/2022 12:40	0:02	SSA3	0.05747	2.29800	Oversupply
2/18/2022 12:42	0:02	SSA2	0.05121	0.79200	Oversupply
2/18/2022 12:42	0:02	SSA3	0.05747	0.73600	Oversupply
2/18/2022 12:43	0:03	BS250	Data is not available	Data is not available	Oversupply
2/18/2022 12:44	0:02	SSA2	0.04757	0.02800	Oversupply
2/18/2022 12:44	0:02	SSA3	0.06114	0.01800	Oversupply
2/18/2022 12:45	0:01	KWPII	0.00811	4.12555	Oversupply
2/18/2022 12:46	0:02	SSA2	0.06420	-0.00300	Oversupply
2/18/2022 12:46	0:02	SSA3	0.06473	-0.00500	Oversupply
2/18/2022 12:48	0:02	SSA2	0.06420	-0.00300	Oversupply
2/18/2022 12:48	0:02	SSA3	0.06420	-0.00300	Oversupply
2/18/2022 12:50	0:02	SSA2	0.06367	0.19100	Oversupply
2/18/2022 12:50	0:02	SSA3	0.06420	0.22900	Oversupply
2/18/2022 12:52	0:02	SSA2	0.06420	1.02800	Oversupply
2/18/2022 12:52	0:02	SSA3	0.06420	1.04400	Oversupply
2/18/2022 12:54	0:02	SSA2	0.06367	0.97100	Oversupply
2/18/2022 12:54	0:02	SSA3	0.06420	1.64400	Oversupply
2/18/2022 12:56	0:02	SSA2	0.06420	1.63800	Oversupply
2/18/2022 12:56	0:02	SSA3	0.06473	1.70600	Oversupply
2/18/2022 12:58	0:02	SSA2	0.06253	1.92200	Oversupply
2/18/2022 12:58	0:02	SSA3	0.06053	2.20800	Oversupply
2/18/2022 13:00	0:02	SSA2	0.03033	0.36600	Oversupply
2/18/2022 13:00	0:02	SSA3	0.03462	0.15800	Oversupply
2/18/2022 13:02	0:02	SSA2	0.03059	0.51200	Oversupply
2/18/2022 13:02	0:02	SSA3	0.03462	0.28600	Oversupply
2/18/2022 13:04	0:02	SSA2	0.03059	1.43700	Oversupply
2/18/2022 13:04	0:02	SSA3	0.03462	1.19100	Oversupply
2/18/2022 13:06	0:02	SSA3	0.03462	1.25500	Oversupply
2/18/2022 13:14	0:02	SSA2	0.02980	2.91300	Oversupply
2/18/2022 13:23	0:01	KWPII	0.00085	0.05090	Oversupply
2/18/2022 13:44	0:02	SSA3	0.04012	2.84900	Oversupply
2/18/2022 13:46	0:02	SSA2	0.02518	2.46700	Oversupply
2/18/2022 13:46	0:02	SSA3	0.02362	1.90100	Oversupply



Maui Curtailment Report

February 2022

Start Date and Time	Duration (minutes)	IPP Curtailed	Estimated Curtailed MWH	Peak MW Curtailed	Reasons for Curtailment
2/18/2022 13:52	0:02	SSA3	0.02362	1.94900	Oversupply
2/18/2022 13:56	0:02	SSA2	0.02518	1.81200	Oversupply
2/18/2022 13:56	0:02	SSA3	0.02362	0.31000	Oversupply
2/18/2022 13:58	0:02	SSA2	0.03712	0.33800	Oversupply
2/18/2022 13:58	0:02	SSA3	0.04118	0.97900	Oversupply
2/18/2022 14:00	0:02	SSA2	0.08367	0.86000	Oversupply
2/18/2022 14:00	0:02	SSA3	0.06197	0.50300	Oversupply
2/18/2022 14:02	0:02	SSA2	0.08436	0.19100	Oversupply
2/18/2022 14:02	0:02	SSA3	0.06248	0.25200	Oversupply
2/18/2022 14:04	0:02	SSA2	0.08436	0.78000	Oversupply
2/18/2022 14:04	0:02	SSA3	0.06197	0.88100	Oversupply
2/18/2022 14:06	0:02	SSA2	0.08367	0.09000	Oversupply
2/18/2022 14:06	0:02	SSA3	0.06197	0.26700	Oversupply
2/18/2022 14:08	0:09	BS250	Data is not available	Data is not available	Oversupply
2/18/2022 14:08	0:12	SSA2	0.47904	0.09600	Oversupply
2/18/2022 14:08	0:08	SSA3	0.25881	0.00500	Oversupply
2/18/2022 14:10	0:11	AWE	0.16714	17.00000	Oversupply
2/18/2022 14:17	0:02	SSA3	0.07239	-0.00300	Oversupply
2/18/2022 14:18	0:04	BS250	Data is not available	Data is not available	Oversupply
2/18/2022 14:19	0:04	SSA3	0.14538	-0.00200	Oversupply
2/18/2022 14:20	0:02	SSA2	0.07495	-0.00300	Oversupply
2/18/2022 14:22	0:02	SSA2	0.07495	0.13500	Oversupply
2/18/2022 14:23	0:02	SSA3	0.07239	0.48000	Oversupply
2/18/2022 14:24	0:02	SSA2	0.07433	0.93400	Oversupply
2/18/2022 14:25	0:02	SSA3	0.07239	0.64600	Oversupply
2/18/2022 14:26	0:02	SSA2	0.07495	0.76100	Oversupply
2/18/2022 14:27	0:02	SSA3	0.07239	1.32500	Oversupply
2/18/2022 14:28	0:02	SSA2	0.05473	2.16100	Oversupply
2/18/2022 14:29	0:02	SSA3	0.03721	2.07400	Oversupply
2/18/2022 14:30	0:02	SSA2	0.00500	1.40400	Oversupply
2/18/2022 14:31	0:02	SSA3	0.00239	1.70700	Oversupply
2/19/2022 7:17	11:03	17-2	5.74993	0.75000	Oversupply
2/19/2022 16:23	0:01	AWE	0.00167	0.10000	Oversupply
2/20/2022 7:37	10:46	17-2	1.97720	0.75000	Oversupply
2/20/2022 12:04	0:02	SSA3	0.01683	2.30400	Oversupply
2/20/2022 12:05	0:02	SSA2	0.02140	0.10900	Oversupply
2/20/2022 12:06	0:02	SSA3	0.01670	2.97500	Oversupply
2/20/2022 12:26	0:02	SSA3	0.01278	2.52500	Oversupply
2/21/2022 7:10	11:14	17-2	5.67993	0.75000	Oversupply
2/21/2022 10:32	0:02	SSA3	0.03540	2.55100	Oversupply
2/21/2022 10:34	0:02	SSA3	0.03540	0.44300	Oversupply
2/21/2022 10:34	0:02	SSA2	0.01906	1.78100	Oversupply
2/21/2022 10:36	0:02	SSA3	0.03569	1.68600	Oversupply
2/21/2022 10:36	0:02	SSA2	0.01922	1.56900	Oversupply
2/21/2022 10:38	0:02	SSA3	0.03540	1.40200	Oversupply
2/21/2022 10:38	0:02	SSA2	0.01922	1.21600	Oversupply
2/21/2022 10:44	0:02	SSA3	0.03774	1.80200	Oversupply
2/21/2022 10:44	0:02	SSA2	0.03468	0.31300	Oversupply
2/21/2022 10:46	0:02	SSA3	0.04219	1.26700	Oversupply
2/21/2022 10:46	0:02	SSA2	0.02574	1.05900	Oversupply
2/21/2022 10:48	0:02	SSA3	0.04219	1.81400	Oversupply
2/21/2022 10:48	0:02	SSA2	0.02552	0.33800	Oversupply
2/21/2022 10:50	0:02	SSA3	0.04219	1.28900	Oversupply
2/21/2022 10:50	0:02	SSA2	0.02574	0.60500	Oversupply
2/21/2022 10:52	0:02	SSA3	0.04219	1.71000	Oversupply
2/21/2022 10:52	0:02	SSA2	0.02574	0.80300	Oversupply
2/21/2022 10:54	0:02	SSA3	0.04219	0.40400	Oversupply
2/21/2022 10:54	0:02	SSA2	0.02552	0.04800	Oversupply
2/21/2022 10:56	0:02	SSA3	0.04254	1.76100	Oversupply
2/21/2022 10:58	0:02	SSA3	0.05774	2.12800	Oversupply
2/21/2022 10:58	0:02	SSA2	0.03614	1.53400	Oversupply
2/21/2022 11:00	0:02	SSA3	0.09512	0.04600	Oversupply
2/21/2022 11:00	0:02	SSA2	0.08680	0.38400	Oversupply
2/21/2022 11:01	0:02	BS250	Data is not available	Data is not available	Oversupply
2/21/2022 11:02	0:18	SSA3	0.78123	-0.00500	Oversupply
2/21/2022 11:02	0:02	SSA2	0.08608	0.00700	Oversupply
2/21/2022 11:04	0:02	BS250	Data is not available	Data is not available	Oversupply
2/21/2022 11:04	0:02	KWPll	0.01700	3.99681	Oversupply
2/21/2022 11:04	0:04	SSA2	0.17360	-0.00200	Oversupply
2/21/2022 11:07	0:01	BS250	Data is not available	Data is not available	Oversupply
2/21/2022 11:07	0:02	KWPll	0.00511	3.59663	Oversupply
2/21/2022 11:08	0:02	SSA2	0.08608	0.17600	Oversupply



Maui Curtailment Report

February 2022

Start Date and Time	Duration (minutes)	IPP Curtailed	Estimated Curtailed MWH	Peak MW Curtailed	Reasons for Curtailment
2/21/2022 11:09	0:12	BS250	Data is not available	Data is not available	Oversupply
2/21/2022 11:10	0:10	KWP/II	0.16236	3.30124	Oversupply
2/21/2022 11:10	0:10	SSA2	0.30137	0.00200	Oversupply
2/21/2022 11:20	0:02	SSA3	0.06430	-0.00400	Oversupply
2/21/2022 11:20	0:02	SSA2	0.03464	0.05100	Oversupply
2/21/2022 11:22	0:02	SSA3	0.06430	0.28200	Oversupply
2/21/2022 11:22	0:02	SSA2	0.03464	1.05400	Oversupply
2/21/2022 11:32	0:02	SSA3	0.01603	0.66600	Oversupply
2/21/2022 11:33	0:02	SSA2	0.05836	2.35500	Oversupply
2/21/2022 11:35	0:01	BS250	Data is not available	Data is not available	Oversupply
2/21/2022 11:35	0:02	SSA3	0.01603	0.00400	Oversupply
2/21/2022 11:35	0:02	KWP/II	0.01211	3.09167	Oversupply
2/21/2022 11:35	0:02	SSA2	0.05788	0.02700	Oversupply
2/21/2022 11:37	0:01	BS250	Data is not available	Data is not available	Oversupply
2/21/2022 11:37	0:02	SSA3	0.01603	-0.00400	Oversupply
2/21/2022 11:37	0:02	SSA2	0.05836	-0.00200	Oversupply
2/21/2022 11:39	0:02	SSA3	0.01603	-0.00400	Oversupply
2/21/2022 11:39	0:02	SSA2	0.05836	-0.00200	Oversupply
2/21/2022 12:47	0:02	SSA2	0.01728	2.71900	Oversupply
2/21/2022 12:47	0:02	SSA3	0.01849	2.60100	Oversupply
2/21/2022 12:51	0:02	SSA2	0.01700	2.46300	Oversupply
2/21/2022 12:51	0:02	SSA3	0.01849	2.44500	Oversupply
2/21/2022 12:53	0:02	SSA2	0.01714	2.68500	Oversupply
2/21/2022 12:53	0:02	SSA3	0.01849	2.74300	Oversupply
2/21/2022 12:57	0:02	SSA3	0.01849	2.61300	Oversupply
2/21/2022 12:59	0:02	SSA2	0.00887	0.96200	Oversupply
2/21/2022 12:59	0:02	SSA3	0.00529	2.13900	Oversupply
2/21/2022 13:07	0:02	SSA2	0.00639	2.51300	Oversupply
2/21/2022 13:07	0:02	SSA3	0.00370	1.39900	Oversupply
2/21/2022 13:09	0:02	SSA3	0.00370	2.88000	Oversupply
2/21/2022 15:33	0:02	SSA3	-0.00092	0.81800	Oversupply
2/21/2022 22:30	0:11	KWP/II	0.70006	20.57884	Oversupply
2/21/2022 23:23	5:10	KWP/II	62.82405	21.03889	Oversupply
2/22/2022 0:39	0:01	AWE	0.00587	11.30000	Oversupply
2/22/2022 1:15	0:01	AWE	0.00129	5.80000	Oversupply
2/22/2022 3:38	0:01	AWE	0.00167	0.10000	Oversupply
2/22/2022 4:34	0:01	KWP/II	0.01136	14.68890	Oversupply
2/22/2022 4:37	0:01	KWP/II	0.00389	14.76275	Oversupply
2/22/2022 4:46	0:04	KWP/II	0.08456	16.68781	Oversupply
2/22/2022 4:59	0:01	KWP/II	0.00521	16.11897	Oversupply
2/22/2022 5:01	0:02	KWP/II	0.00750	15.04617	Oversupply
2/22/2022 5:16	1:14	KWP/II	8.05305	16.94827	Oversupply
2/22/2022 5:29	0:10	AWE	0.28720	21.00000	Oversupply
2/22/2022 5:41	0:02	AWE	0.00823	19.10000	Oversupply
2/22/2022 6:42	0:02	KWP/II	0.03366	17.60593	Oversupply
2/22/2022 6:45	0:02	KWP/II	0.05483	18.91824	Oversupply
2/22/2022 7:38	10:48	17-2	4.80245	0.75000	Oversupply
2/22/2022 7:44	0:02	SSA3	0.00381	0.02700	Oversupply
2/22/2022 7:45	0:01	KWP/II	0.00059	17.76161	Oversupply
2/22/2022 7:45	0:18	SSA2	0.03438	0.16700	Oversupply
2/22/2022 7:46	0:16	BS250	Data is not available	Data is not available	Oversupply
2/22/2022 7:46	0:16	SSA3	0.10482	0.00300	Oversupply
2/22/2022 7:47	0:16	KWP/II	1.16539	19.47610	Oversupply
2/22/2022 8:03	0:02	SSA3	0.01301	0.03900	Oversupply
2/22/2022 8:03	0:02	SSA2	0.00810	0.27300	Oversupply
2/22/2022 8:05	0:01	KWP/II	0.00129	19.41323	Oversupply
2/22/2022 8:07	0:02	SSA3	0.01301	0.82800	Oversupply
2/22/2022 8:09	0:07	BS250	Data is not available	Data is not available	Oversupply
2/22/2022 8:09	0:02	SSA3	0.01301	0.67000	Oversupply
2/22/2022 8:09	0:06	SSA2	0.02477	0.12800	Oversupply
2/22/2022 8:10	0:04	KWP/II	0.03455	19.40724	Oversupply
2/22/2022 8:11	0:06	SSA3	0.03763	0.00300	Oversupply
2/22/2022 8:15	0:02	KWP/II	0.01446	18.90227	Oversupply
2/22/2022 8:15	0:02	SSA2	0.01756	0.01200	Oversupply
2/22/2022 8:17	0:02	SSA3	0.01142	0.29800	Oversupply
2/22/2022 8:17	0:02	SSA2	0.01756	0.32800	Oversupply
2/22/2022 8:18	0:01	BS250	Data is not available	Data is not available	Oversupply
2/22/2022 8:19	0:02	SSA3	0.01133	0.18500	Oversupply
2/22/2022 8:21	5:24	SSA2	11.56306	0.54300	Oversupply
2/22/2022 8:22	4:24	BS250	Data is not available	Data is not available	Oversupply
2/22/2022 8:23	4:23	SSA3	9.90278	0.32200	Oversupply
2/22/2022 8:24	4:37	KWP/II	64.67137	19.51801	Oversupply



Maui Curtailment Report

February 2022

Start Date and Time	Duration (minutes)	IPP Curtailed	Estimated Curtailed MWH	Peak MW Curtailed	Reasons for Curtailment
2/22/2022 9:20	0:20	AWE	0.43667	20.40000	Oversupply
2/22/2022 9:42	3:02	AWE	24.55621	21.00000	Oversupply
2/22/2022 12:45	0:01	AWE	0.00124	21.00000	Oversupply
2/22/2022 12:45	0:02	SSA3	0.09726	0.00300	Oversupply
2/22/2022 12:47	0:59	BS250	Data is not available	Data is not available	Oversupply
2/22/2022 12:47	0:59	SSA3	2.79104	-0.00200	Oversupply
2/22/2022 12:48	0:53	AWE	1.79121	21.00000	Oversupply
2/22/2022 13:06	0:15	KWPPII	0.15034	1.12969	Oversupply
2/22/2022 13:23	0:04	KWPPII	0.00409	0.07085	Oversupply
2/22/2022 13:29	0:01	KWPPII	0.00178	0.10678	Oversupply
2/22/2022 13:34	0:09	KWPPII	0.04139	0.62672	Oversupply
2/22/2022 13:42	0:01	AWE	0.00041	21.00000	Oversupply
2/22/2022 13:44	0:02	KWPPII	0.01299	0.57981	Oversupply
2/22/2022 13:45	0:02	SSA2	0.08436	-0.00300	Oversupply
2/22/2022 13:46	0:02	SSA3	0.08033	0.18100	Oversupply
2/22/2022 13:47	0:02	SSA2	0.08436	-0.00300	Oversupply
2/22/2022 13:48	0:02	SSA3	0.08099	0.13800	Oversupply
2/22/2022 13:49	0:02	SSA2	0.08436	0.03100	Oversupply
2/22/2022 13:50	0:02	SSA3	0.08033	0.46900	Oversupply
2/22/2022 13:51	0:02	SSA2	0.08436	0.35500	Oversupply
2/22/2022 13:52	0:02	SSA3	0.08033	0.20000	Oversupply
2/22/2022 13:53	0:02	SSA2	0.08367	0.02700	Oversupply
2/22/2022 13:54	0:02	SSA3	0.08033	0.36800	Oversupply
2/22/2022 13:55	0:02	SSA2	0.08436	0.28100	Oversupply
2/22/2022 13:56	0:02	SSA3	0.08099	0.26800	Oversupply
2/22/2022 13:57	0:02	SSA2	0.08436	0.52800	Oversupply
2/22/2022 13:58	0:02	SSA3	0.06420	1.28100	Oversupply
2/22/2022 13:59	0:02	SSA2	0.02943	1.28700	Oversupply
2/22/2022 14:00	0:02	SSA3	0.02045	0.94000	Oversupply
2/22/2022 14:01	0:02	SSA2	0.01983	1.58900	Oversupply
2/22/2022 14:02	0:02	SSA3	0.02045	0.25500	Oversupply
2/22/2022 14:03	0:02	SSA2	0.01983	2.39400	Oversupply
2/22/2022 14:06	0:02	SSA3	0.02045	2.83200	Oversupply
2/22/2022 14:10	0:02	SSA3	0.02045	2.80600	Oversupply
2/22/2022 14:11	0:02	SSA2	0.01983	2.04500	Oversupply
2/22/2022 14:12	0:02	SSA3	0.02045	2.00900	Oversupply
2/22/2022 14:15	0:02	SSA2	0.00100	2.62100	Oversupply
2/22/2022 14:16	0:02	SSA3	0.00711	0.49300	Oversupply
2/22/2022 15:15	0:02	SSA3	0.06514	2.37300	Oversupply
2/22/2022 15:16	0:02	SSA2	0.07971	2.70500	Oversupply
2/22/2022 15:17	0:02	SSA3	0.06461	0.39300	Oversupply
2/22/2022 15:18	0:02	SSA2	0.07971	0.02100	Oversupply
2/22/2022 15:19	0:02	SSA3	0.06461	0.24800	Oversupply
2/22/2022 15:20	1:09	BS250	Data is not available	Data is not available	Oversupply
2/22/2022 15:20	1:09	KWPPII	8.98914	18.01808	Oversupply
2/22/2022 15:20	1:08	SSA2	2.57971	0.01800	Oversupply
2/22/2022 15:21	1:09	SSA3	1.96671	-0.00400	Oversupply
2/22/2022 16:28	0:02	SSA2	0.05188	0.05100	Oversupply
2/22/2022 16:30	0:02	SSA3	0.00739	0.10000	Oversupply
2/22/2022 16:30	0:02	SSA2	0.00793	0.49500	Oversupply
2/22/2022 16:32	0:02	SSA3	0.00739	0.32100	Oversupply
2/22/2022 16:42	0:02	SSA2	0.00793	1.81100	Oversupply
2/22/2022 16:44	0:02	SSA3	0.00574	0.51900	Oversupply
2/22/2022 22:27	7:52	KWPPII	119.15687	19.54595	Oversupply
2/22/2022 22:52	0:17	AWE	0.76688	21.00000	Oversupply
2/22/2022 23:10	0:02	AWE	0.02353	17.80000	Oversupply
2/22/2022 23:14	0:01	AWE	0.00712	18.50000	Oversupply
2/22/2022 23:17	0:01	AWE	0.00707	19.40000	Oversupply
2/22/2022 23:20	0:01	AWE	0.00220	19.00000	Oversupply
2/22/2022 23:22	0:01	AWE	0.00517	18.80000	Oversupply
2/22/2022 23:24	0:01	AWE	0.00416	19.10000	Oversupply
2/22/2022 23:27	0:01	AWE	0.00661	20.00000	Oversupply
2/22/2022 23:31	0:01	AWE	0.00572	21.00000	Oversupply
2/22/2022 23:49	5:13	AWE	33.33551	21.00000	Oversupply
2/23/2022 6:32	0:02	KWPPII	0.00614	19.53298	Oversupply
2/23/2022 6:42	0:08	KWPPII	0.13262	19.53797	Oversupply
2/23/2022 6:47	0:03	BS250	Data is not available	Data is not available	Oversupply
2/23/2022 7:02	0:01	BS250	Data is not available	Data is not available	Oversupply
2/23/2022 7:03	0:01	KWPPII	0.01058	19.56092	Oversupply
2/23/2022 7:17	11:08	17-2	5.11395	0.75000	Oversupply
2/23/2022 7:25	0:02	SSA2	-0.00229	0.06200	Oversupply
2/23/2022 7:26	0:02	SSA3	0.00084	0.01300	Oversupply



Maui Curtailment Report

February 2022

Start Date and Time	Duration (minutes)	IPP Curtailed	Estimated Curtailed MWH	Peak MW Curtailed	Reasons for Curtailment
2/23/2022 7:27	0:01	BS250	Data is not available	Data is not available	Oversupply
2/23/2022 7:27	0:04	SSA2	-0.00282	0.00200	Oversupply
2/23/2022 7:33	0:01	KWPPII	0.00062	19.56292	Oversupply
2/23/2022 7:33	0:08	SSA2	0.00232	0.04300	Oversupply
2/23/2022 7:34	0:04	BS250	Data is not available	Data is not available	Oversupply
2/23/2022 7:35	0:04	SSA3	0.01942	0.03600	Oversupply
2/23/2022 7:36	0:01	KWPPII	0.00100	19.56591	Oversupply
2/23/2022 7:38	0:01	KWPPII	0.00190	19.53298	Oversupply
2/23/2022 7:41	0:01	BS250	Data is not available	Data is not available	Oversupply
2/23/2022 7:41	0:02	SSA3	0.00979	0.15200	Oversupply
2/23/2022 7:43	0:07	BS250	Data is not available	Data is not available	Oversupply
2/23/2022 7:43	0:06	SSA3	0.01966	0.01100	Oversupply
2/23/2022 7:43	0:06	SSA2	-0.00307	0.00200	Oversupply
2/23/2022 7:44	0:06	KWPPII	0.13625	19.55693	Oversupply
2/23/2022 7:49	0:02	SSA3	0.00553	0.03600	Oversupply
2/23/2022 8:13	0:02	SSA2	-0.00461	0.44500	Oversupply
2/23/2022 8:15	0:01	BS250	Data is not available	Data is not available	Oversupply
2/23/2022 8:15	0:04	SSA3	0.06488	0.02600	Oversupply
2/23/2022 8:15	0:02	SSA2	0.02200	0.01300	Oversupply
2/23/2022 8:17	0:02	SSA2	0.02200	0.01900	Oversupply
2/23/2022 8:19	5:34	BS250	Data is not available	Data is not available	Oversupply
2/23/2022 8:19	5:34	KWPPII	58.74465	19.57489	Oversupply
2/23/2022 8:19	5:32	SSA2	12.50611	0.01600	Oversupply
2/23/2022 10:36	3:08	AWE	31.40207	20.90000	Oversupply
2/23/2022 13:51	0:02	SSA2	0.07226	0.04800	Oversupply
2/23/2022 13:53	0:02	SSA2	0.07226	0.80300	Oversupply
2/23/2022 13:55	0:02	SSA2	0.07226	0.54400	Oversupply
2/23/2022 13:57	0:02	SSA2	0.07167	0.92800	Oversupply
2/23/2022 13:59	0:02	SSA2	0.01220	2.77400	Oversupply
2/23/2022 14:03	0:02	SSA2	0.00101	2.89000	Oversupply
2/23/2022 16:04	0:01	KWPPII	0.00103	0.06187	Oversupply
2/23/2022 20:02	0:01	KWPPII	0.00690	18.32246	Oversupply
2/23/2022 20:04	0:01	KWPPII	0.00697	18.82443	Oversupply
2/23/2022 20:06	0:01	KWPPII	0.00322	18.48213	Oversupply
2/23/2022 20:56	0:46	KWPPII	4.35882	18.48812	Oversupply
2/23/2022 21:43	0:42	KWPPII	6.68344	18.68571	Oversupply
2/23/2022 22:34	0:02	KWPPII	0.03902	15.87148	Oversupply
2/23/2022 22:37	0:01	KWPPII	0.00805	13.57020	Oversupply
2/23/2022 22:57	0:03	KWPPII	0.09552	13.14806	Oversupply
2/23/2022 23:01	0:04	KWPPII	0.06582	15.72578	Oversupply
2/24/2022 1:44	0:01	AWE	0.00639	21.00000	Oversupply
2/24/2022 2:12	0:01	AWE	0.00908	20.70000	Oversupply
2/24/2022 6:48	11:39	SSA3	21.33490	0.00000	Facility Requested
2/24/2022 7:18	11:07	17-2	4.61107	0.75000	Facility Requested
2/24/2022 8:54	0:02	SSA2	0.00487	1.12300	Oversupply
2/24/2022 8:56	0:02	SSA2	0.00487	0.92400	Oversupply
2/24/2022 8:58	0:02	SSA2	0.00746	0.76000	Oversupply
2/24/2022 9:00	0:02	SSA2	0.01833	1.07300	Oversupply
2/24/2022 9:02	0:02	SSA2	0.01848	1.22400	Oversupply
2/24/2022 9:04	0:02	SSA2	0.01833	1.18300	Oversupply
2/24/2022 9:05	0:01	KWPPII	0.00343	0.20558	Oversupply
2/24/2022 9:06	0:02	SSA2	0.01848	1.09900	Oversupply
2/24/2022 9:08	0:02	SSA2	0.01848	1.14000	Oversupply
2/24/2022 9:10	0:02	SSA2	0.01848	0.71800	Oversupply
2/24/2022 9:12	0:02	SSA2	0.01848	1.15200	Oversupply
2/24/2022 9:14	0:02	SSA2	0.02994	0.54900	Oversupply
2/24/2022 9:16	0:02	SSA2	0.03738	0.07600	Oversupply
2/24/2022 9:18	0:02	SSA2	0.03769	0.04700	Oversupply
2/24/2022 9:20	0:02	SSA2	0.03769	0.64800	Oversupply
2/24/2022 9:22	0:02	SSA2	0.03738	0.21000	Oversupply
2/24/2022 9:24	0:02	SSA2	0.03800	0.61900	Oversupply
2/24/2022 9:26	0:02	SSA2	0.03769	0.47900	Oversupply
2/24/2022 9:28	0:02	SSA2	0.03931	0.21300	Oversupply
2/24/2022 9:30	0:02	SSA2	0.04827	0.82300	Oversupply
2/24/2022 9:33	0:01	BS250	Data is not available	Data is not available	Oversupply
2/24/2022 9:33	0:02	SSA2	0.04788	0.25100	Oversupply
2/24/2022 9:35	0:02	SSA2	0.04788	0.41800	Oversupply
2/24/2022 9:37	0:02	SSA2	0.04788	0.59400	Oversupply
2/24/2022 9:39	0:02	SSA2	0.04748	0.27000	Oversupply
2/24/2022 9:41	4:39	BS250	Data is not available	Data is not available	Oversupply
2/24/2022 9:41	4:40	SSA2	12.30918	0.02400	Oversupply
2/24/2022 9:42	1:29	KWPPII	5.67874	8.74209	Oversupply



Maui Curtailment Report

February 2022

Start Date and Time	Duration (minutes)	IPP Curtailed	Estimated Curtailed MWH	Peak MW Curtailed	Reasons for Curtailment
2/24/2022 9:48	0:01	AWE	0.00626	20.40000	Oversupply
2/24/2022 9:50	4:15	AWE	27.83815	21.00000	Oversupply
2/24/2022 11:26	2:54	KWPPII	6.21204	4.10160	Oversupply
2/24/2022 14:07	0:06	AWE	0.10516	21.00000	Oversupply
2/24/2022 14:14	0:01	AWE	0.00781	19.60000	Oversupply
2/24/2022 14:20	0:02	SSA2	0.06016	0.06700	Oversupply
2/24/2022 14:22	0:02	SSA2	0.06016	0.14000	Oversupply
2/24/2022 19:40	0:03	KWPPII	0.12380	18.50608	Oversupply
2/24/2022 19:46	0:05	KWPPII	0.09665	18.98909	Oversupply
2/24/2022 19:56	0:02	KWPPII	0.02250	18.84239	Oversupply
2/24/2022 20:06	0:08	KWPPII	0.26891	19.81839	Oversupply
2/24/2022 20:57	0:01	KWPPII	0.00429	18.26358	Oversupply
2/24/2022 21:13	2:42	KWPPII	23.19979	21.09678	Oversupply
2/25/2022 0:22	0:01	KWPPII	0.00158	9.46261	Oversupply
2/25/2022 0:24	0:01	KWPPII	0.00007	9.26202	Oversupply
2/25/2022 6:48	11:40	SSA3	20.59539	0.00000	Facility Requested
2/25/2022 7:21	10:42	17-2	3.96897	0.75000	Facility Requested
2/25/2022 9:58	0:02	SSA2	0.01943	1.79500	Oversupply
2/25/2022 10:00	0:02	SSA2	0.07076	0.64800	Oversupply
2/25/2022 10:01	5:46	BS250	Data is not available	Data is not available	Oversupply
2/25/2022 10:01	5:46	KWPPII	69.02331	20.14872	Oversupply
2/25/2022 10:02	5:46	SSA2	14.32405	0.03000	Oversupply
2/25/2022 10:10	0:01	AWE	0.00268	20.70000	Oversupply
2/25/2022 10:14	4:42	AWE	47.40738	21.00000	Oversupply
2/25/2022 15:56	0:04	SSA2	0.08921	0.84700	Oversupply
2/25/2022 15:57	0:03	BS250	Data is not available	Data is not available	Oversupply
2/25/2022 15:57	0:02	KWPPII	0.01696	18.94219	Oversupply
2/25/2022 16:02	0:01	KWPPII	0.01590	20.35030	Oversupply
2/25/2022 16:02	0:02	SSA2	0.01619	0.13500	Oversupply
2/25/2022 16:04	0:02	SSA2	0.01592	1.08500	Oversupply
2/25/2022 16:20	0:02	SSA2	0.01661	1.45500	Oversupply
2/25/2022 16:24	0:02	SSA2	0.01661	2.08100	Oversupply
2/25/2022 16:26	0:02	SSA2	0.01688	1.21600	Oversupply
2/25/2022 16:27	0:04	BS250	Data is not available	Data is not available	Oversupply
2/25/2022 16:28	0:03	KWPPII	0.03750	19.26253	Oversupply
2/25/2022 16:28	0:02	SSA2	0.03110	0.02800	Oversupply
2/25/2022 16:30	0:02	SSA2	0.05555	-0.00300	Oversupply
2/25/2022 16:32	0:02	SSA2	0.05601	-0.00300	Oversupply
2/25/2022 16:33	0:02	BS250	Data is not available	Data is not available	Oversupply
2/25/2022 16:34	0:02	KWPPII	0.00594	19.93316	Oversupply
2/25/2022 16:34	0:06	SSA2	0.16757	0.01700	Oversupply
2/25/2022 16:37	0:04	BS250	Data is not available	Data is not available	Oversupply
2/25/2022 16:38	0:03	KWPPII	0.03133	20.58083	Oversupply
2/25/2022 16:40	0:02	SSA2	0.05601	0.03000	Oversupply
2/25/2022 16:42	0:02	SSA2	0.05555	0.05500	Oversupply
2/25/2022 16:44	0:01	KWPPII	0.00202	19.62878	Oversupply
2/25/2022 18:19	0:08	17-2	0.00240	0.01800	Facility Requested
2/25/2022 18:35	0:16	KWPPII	0.34336	21.10077	Oversupply
2/25/2022 18:52	0:01	KWPPII	0.00399	20.98301	Oversupply
2/25/2022 18:56	0:02	KWPPII	0.00268	20.79140	Oversupply
2/25/2022 18:59	0:01	KWPPII	0.00063	20.36328	Oversupply
2/25/2022 19:03	0:01	KWPPII	0.00251	20.66965	Oversupply
2/25/2022 19:19	0:02	KWPPII	0.01171	20.53792	Oversupply
2/25/2022 19:26	0:01	KWPPII	0.00849	19.45115	Oversupply
2/25/2022 19:28	0:13	KWPPII	0.35517	19.83835	Oversupply
2/25/2022 19:55	0:36	KWPPII	3.48626	20.82034	Oversupply
2/26/2022 0:07	0:52	KWPPII	4.18209	16.23274	Oversupply
2/26/2022 6:47	11:41	SSA3	21.33490	0.00000	Facility Requested
2/26/2022 7:03	0:01	KWPPII	0.00040	0.02395	Oversupply
2/26/2022 7:18	11:06	17-2	3.66378	0.75000	Facility Requested
2/26/2022 9:48	0:02	SSA2	0.01544	0.73200	Oversupply
2/26/2022 9:54	0:02	SSA2	0.01519	0.96600	Oversupply
2/26/2022 9:55	0:02	BS250	Data is not available	Data is not available	Oversupply
2/26/2022 10:12	0:02	SSA2	0.02509	0.03200	Oversupply
2/26/2022 10:13	2:14	BS250	Data is not available	Data is not available	Oversupply
2/26/2022 10:13	0:02	KWPPII	0.01605	6.29410	Oversupply
2/26/2022 10:14	0:02	SSA2	0.06226	0.01900	Oversupply
2/26/2022 10:16	2:12	KWPPII	6.09646	8.87182	Oversupply
2/26/2022 10:16	2:11	SSA2	5.49034	0.00300	Oversupply
2/26/2022 10:36	1:48	AWE	8.34474	21.00000	Oversupply
2/26/2022 12:27	0:01	AWE	0.00057	21.00000	Oversupply
2/26/2022 12:27	0:02	SSA2	0.09109	0.21300	Oversupply



Maui Curtailment Report

February 2022

Start Date and Time	Duration (minutes)	IPP Curtailed	Estimated Curtailed MWH	Peak MW Curtailed	Reasons for Curtailment
2/26/2022 12:29	0:02	SSA2	0.06871	1.25300	Oversupply
2/26/2022 12:31	0:02	SSA2	0.06500	0.51600	Oversupply
2/26/2022 12:35	0:02	BS250	Data is not available	Data is not available	Oversupply
2/26/2022 12:35	0:06	SSA2	0.19608	0.11500	Oversupply
2/26/2022 12:36	0:05	AWE	0.02942	21.00000	Oversupply
2/26/2022 12:38	0:04	BS250	Data is not available	Data is not available	Oversupply
2/26/2022 12:41	0:02	SSA2	0.06554	0.00500	Oversupply
2/26/2022 12:43	0:02	SSA2	0.04004	0.94500	Oversupply
2/26/2022 12:47	0:02	SSA2	0.00504	2.90900	Oversupply
2/26/2022 12:49	0:01	KWPPI	0.00057	0.03393	Oversupply
2/26/2022 12:49	0:02	SSA2	0.00504	2.00900	Oversupply
2/26/2022 12:51	0:02	SSA2	0.00500	2.39900	Oversupply
2/26/2022 14:10	0:02	SSA2	0.00669	2.67700	Oversupply
2/26/2022 14:16	0:02	SSA2	0.00993	1.72200	Oversupply
2/26/2022 14:18	0:02	SSA2	0.01001	1.00300	Oversupply
2/27/2022 6:46	11:43	SSA3	20.59629	0.00000	Facility Requested
2/27/2022 7:14	11:09	17-2	4.55903	0.75000	Facility Requested
2/27/2022 14:30	0:01	AWE	0.00167	0.10000	Oversupply
2/27/2022 14:45	0:01	AWE	0.00167	0.10000	Oversupply
2/27/2022 14:47	0:01	AWE	0.00167	0.10000	Oversupply
2/27/2022 14:50	0:01	AWE	0.00167	0.10000	Oversupply
2/27/2022 16:40	0:01	KWPPI	0.00002	0.00100	Oversupply
2/28/2022 3:36	0:01	KWPPI	0.00499	4.06367	Oversupply
2/28/2022 3:41	0:04	KWPPI	0.01660	3.38007	Oversupply
2/28/2022 6:45	11:44	SSA3	18.91043	0.00000	Facility Requested
2/28/2022 7:18	11:07	17-2	3.96967	0.75000	Facility Requested
2/28/2022 7:37	0:01	KWPPI	0.00130	0.07784	Oversupply
Total Estimated Curtailed MWh			2,460.856		

Notes:

- Curtailment for Kaheawa Wind Power ("KWP"), AAAAA Rent-A-Space Maui LTD ("5A"), Maui Solar, LLC ("MS") fka Strategic Alliance Group ("SAG") fka Bioreal Solar, LLC ("BS"), Auwahi Wind Energy ("AWE"), Kaheawa Wind Power II ("KWPII") Bioreal Solar 250, LLC ("BS250"), Extra Spaces A ("ESA"), Extra Spaces B ("ESB"), SSA Solar of Hawaii 3 ("SSA3") fka South Maui Renewable Resources ("SMRR"), SSA Solar of HI 2 ("SSA2") fka Ku'ia Solar ("KS"), and Maui 17-2 ("17-2") may now be controlled by Maui Electric's Automatic Generation Control System ("AGC") or a Maui Electric operator-entered curtailment limit. The AGC curtailment control automatically calculates the amount of Maximum Allowable Variable Generation ("MAVG") that Maui Electric can accept into the Maui system, based on the system current available variable generation ("CAVG"), regulating reserve down requirement ("RRDR"), and available regulating reserve down ("ARRD"). Thus, the AGC MAVG - calculated is equal to CAVG less (RRDR less ARRD). Additionally, the AGC curtailment control allows the Maui Electric operator to enter an AGC MAVG value. The AGC curtailment control will employ the lesser of the AGC MAVG - calculated and AGC MAVG entered values in the control logic.
- Curtailment signals sent to 5A, MS (fka SAG fka BS), BS250, ESA, ESB, SSA3 (fka SMRR), SSA2 (fka KS) and 17-2 during nighttime hours only are not recorded as curtailment events because no energy generation is possible during that time.
- The curtailment reasons have been modified to oversupply, system constraints, and facility requested, to provide continuity with HPUC Docket No. 2013-0141 Decoupling for HECO companies metrics.
- Facility Requested curtailment includes but is not limited to conditions that are attributed to IPPs such as communication problems and curtailment control testing.
- The data to calculate the Estimated Curtailed MWh and Peak MW Curtailed is not provided by 5A, MS, BS 250, ESA, and ESB.
- The Estimated Curtailed MWh and Peak MW Curtailed are calculated with information estimated or provided by AWE, KWP, KWPII, SSA 2 (fka KS), SSA 3 (fka SMRR) and 17-2. Maui Electric does not make any representation as to its accuracy.
- ESA, and ESB facilities were offline for the month of February because of Seller equipment problems.

Hawai'i Electric Light Company Curtailment Report February 2022

Start Date/Time	MW output prior to start of curtailment	End Date/Time	MW output after curtailment released ¹	IPP	Reason for Curtailment
02/08/22 12:20	0.9 MW	02/08/22 13:44	0.1 MW	TGUHI	Oversupply
02/08/22 12:22	0.2 MW	02/08/22 12:40	0.0 MW	West Hawaii Civic Center	Oversupply
02/08/22 12:23	17.3 MW	02/08/22 13:20	16.8 MW	Pakini Nui	Oversupply
02/10/22 07:37	5.7 MW	02/10/22 10:37	2.9 MW	Pakini Nui	Facility Requested
02/10/22 10:44	3.9 MW	02/10/22 11:28	2.9 MW	Pakini Nui	Facility Requested
02/10/22 11:44	5.7 MW	02/10/22 12:20	3.2 MW	Pakini Nui	Facility Requested
02/10/22 12:42	7.6 MW	02/10/22 13:01	5.5 MW	Pakini Nui	Facility Requested
02/10/22 13:08	8.3 MW	02/10/22 13:33	4.3 MW	Pakini Nui	Facility Requested
02/12/22 11:43	0.8 MW	02/12/22 14:40	0.1 MW	TGUHI	Oversupply
02/12/22 12:08	15.8 MW	02/12/22 14:35	9.7 MW	Pakini Nui	Oversupply
02/18/22 08:15	16.5 MW	02/18/22 08:42	15.3 MW	Pakini Nui	System Constraint
02/18/22 13:05	11.1 MW	02/18/22 14:23	10.4 MW	Pakini Nui	System Constraint

¹ The MW output values are taken soon after curtailment is released by Hawai'i Electric Light and may not reflect their full output depending on ramp rate for the facility. The wind farms generally return immediately to full available levels, whereas PGV, Wailuku, and FIT Facilities may take longer to return to scheduled or full available output levels.

SERVICE LIST
(Docket No. 2011-0206)

DEAN NISHINA
EXECUTIVE DIRECTOR
DEPARTMENT OF COMMERCE AND CONSUMER AFFAIRS
DIVISION OF CONSUMER ADVOCACY
P.O. Box 541
Honolulu, HI 96809

1 Copy
Electronically Transmitted

GREGG J. KINKLEY, ESQ.
DEPARTMENT OF THE ATTORNEY GENERAL
425 Queen Street
Honolulu, Hawaii 96813
Counsel for DBEDT

1 Copy
Electronically Transmitted

DANIEL W.S. LAWRENCE, ESQ.
DEPARTMENT OF THE CORPORATION COUNSEL
CITY AND COUNTY OF HONOLULU
530 S. King Street, Room 110
Honolulu, HI 96813
Counsel for the CITY AND COUNTY OF HONOLULU

1 Copy
Electronically Transmitted

JOSEPH K. KAMELAMELA
ANGELIC M. HO
DEPARTMENT OF THE CORPORATION COUNSEL
COUNTY OF HAWAII
101 Aupuni Street, Suite 325
Hilo, HI 96720
Counsel for the COUNTY OF HAWAII

1 Copy
Electronically Transmitted

HENRY Q CURTIS
VICE PRESIDENT FOR CONSUMER ISSUES
LIFE OF THE LAND
P.O. Box 37158
Honolulu, HI 96837-0158

1 Copy
Electronically Transmitted

MELISSA MIYASHIRO (9360)
CHIEF OF STAFF
BLUE PLANET FOUNDATION
55 Merchant Street, 17th Floor
Honolulu, HI 96813

1 Copy
Electronically Transmitted

SERVICE LIST
(Docket No. 2011-0206)

ISAAC MORIWAKE, ESQ.
DAVID HENKIN, ESQ.
EARTHJUSTICE
850 Richards Street, Suite 400
Honolulu, HI 96813-4501
Counsel for HAWAII SOLAR ENERGY ASSOCIATION

1 Copy
Electronically Transmitted

RICK REED
DIRECTOR
HAWAII SOLAR ENERGY ASSOCIATION
761 Ahua Street
Honolulu, HI 96819

1 Copy
Electronically Transmitted

KENT D. MORIHARA, ESQ.
KRIS N. NAKAGAWA, ESQ.
LAUREN M. IMADA-LEE, ESQ.
TANYA M. FERNANDES, ESQ.
MoriHara Lau & Fong LLP
841 Bishop Street, Suite 400
Honolulu, Hawaii 96813
Counsel for KAUAI ISLAND UTILITY COOPERATIVE

1 Copy
Electronically Transmitted

ERIK W. KVAM
CHIEF EXECUTIVE OFFICER
ZERO EMISSIONS LEASING LLC
4188-4 Keanu Street
Honolulu, HI 96816

1 Copy
Electronically Transmitted

SANDRA-ANN Y.H. WONG, ESQ.
ATTORNEY AT LAW, A LAW CORPORATION
1050 Bishop Street, #514
Honolulu, HI 96813
Counsel for TAWHIRI POWER LLC

1 Copy
Electronically Transmitted

RILEY SAITO
73-1294 Awakea Street
Kailua-Kona, HI 96740
For SOLAR ENERGY INDUSTRIES ASSOCIATION

1 Copy
Electronically Transmitted

DEAN T. YAMAMOTO, ESQ.
YAMAMOTO & SETTLE
1100 Alakea Street, Suite 3100
Honolulu, HI 96813
Counsel for CASTLE & COOKE HOMES HAWAII, INC.,
CASTLE & COOKE RESORTS, LLC and
LANAI SUSTAINABILITY RESEARCH, LLC

1 Copy
Electronically Transmitted

SERVICE LIST
(Docket No. 2011-0206)

MICHAEL J. HOPPER, ESQ. DEPUTY CORPORATION COUNSEL DEPARTMENT OF THE CORPORATION COUNSEL COUNTY OF MAUI 200 S. High Street Wailuku, HI 96793 Counsel for the COUNTY OF MAUI	1 Copy Electronically Transmitted
CURTIS SEYMOUR SENIOR MANAGER, GOVERNMENT AFFAIRS SUN EDISON LLC 600 Clipper Drive Belmont, CA 94002	1 Copy Electronically Transmitted
MONA W. CLARK, ESQ. OFFICE OF THE COUNTY ATTORNEY COUNTY OF KAUAI 4444 Rice Street, Suite 200 Lihue, HI 96766-1300	1 Copy Electronically Transmitted
BRADLEY ALBERT PRESIDENT HAWAII PV COALITION P.O. Box 81501 Haiku, HI 96708	1 Copy Electronically Transmitted
HILTON H. UNEMORI ECM, INC. 130 N. Market Street Wailuku, HI 96793-1716 For SOUTH MAUI RENEWABLE RESOURCES, LLC	1 Copy Electronically Transmitted
SKY STANFIELD SHUTE, MIHALY & WEINBERGER LLP 396 Hayes Street San Francisco, CA 94102 For the INTERSTATE RENEWABLE ENERGY COUNCIL	1 Copy Electronically Transmitted
PETE COOPER SOLARCITY CORPORATION REGIONAL DIRECTOR, HAWAII 599 Kahelu Street Mililani, HI 96789	1 Copy Electronically Transmitted

SERVICE LIST
(Docket No. 2011-0206)

ALISON SILVERSTEIN
19213 Luedtke Lane
Pflugerville, TX 78660

1 Copy
Electronically Transmitted

BRENDAN KIRBY
12011 SW Pineapple Court
Palm City, FL 34990

1 Copy
Electronically Transmitted

Chun, Marisa

From: puc@hawaii.gov
Sent: Tuesday, March 29, 2022 4:20 PM
To: Chun, Marisa
Subject: Hawaii PUC eFiling Confirmation of Filing

[This email is coming from an EXTERNAL source. Please use caution when opening attachments or links in suspicious email.]

Your eFile document has been filed with the Hawaii Public Utilities commission on 2022 Mar 29 PM 16:15. The mere fact of filing shall not waive any failure to comply with Hawaii Administrative Rules Chapter 6-61, Rules of Practice and Procedure Before the Public Utilities Commission, or any other application requirements. Your confirmation number is MARI22161519084. If you have received this email in error please notify the Hawaii Public Utilities Commission by phone at 808 586-2020 or email at hawaii.puc@hawaii.gov.