



February 24, 2022

The Honorable Chair and Members  
of the Hawai'i Public Utilities Commission  
Kekuanao'a Building, First Floor  
465 South King Street  
Honolulu, Hawai'i 96813

Dear Commissioners:

Subject: Docket No. 2011-0206  
Reliability Standards Working Group  
Monthly Report

In accordance with Ordering Paragraph 3 of Order No. 30371, filed May 4, 2012 in the subject proceeding, enclosed as Exhibit A is Hawaiian Electric's<sup>1</sup> monthly report for January 2022 on: (1) system frequency control performance during month; (2) significant system events during month; and (3) curtailment of non-dispatchable renewable resources.

Any party to this proceeding may obtain an electronic copy of this report by emailing Marisa Chun at [marisa.chun@hawaiianelectric.com](mailto:marisa.chun@hawaiianelectric.com).

Sincerely,

/s/ Kevin M. Katsura

Kevin M. Katsura  
Director, Regulatory Non-Rate Proceedings

Enclosures

c: Service List

---

<sup>1</sup> Hawaiian Electric Company, Inc., Maui Electric Company, Limited, and Hawai'i Electric Light Company, Inc. are each doing business as "Hawaiian Electric" and have jointly registered "Hawaiian Electric" as a trade name with the State of Hawai'i Department of Commerce and Consumer Affairs, as evidenced by Certificate of Registration No. 4235929, dated December 20, 2019.

**The Commission's Order No. 30371 (Docket No 2011-0206 – Relating To Various Matters in RSWG Process), filed May 4, 2012, ordered the following information for each island grid:**

- (1) System frequency control performance during month:
  - a) Frequency duration plot based on the highest resolution SCADA data available for the month detailing how many seconds each power system operated at frequencies above 60 hertz and at frequencies below 60 Hz.
  - b) Tabulation of the number, magnitude and duration of frequency excursions (high and low) outside normal frequency control range (59.95 to 60.05 Hz).

The following provides information with respect to items 1a) through 1b) – (all statements are current as of the month ending January 31, 2022):

**1a) Frequency duration plot based on the highest resolution SCADA data available for the month detailing how many seconds each power system operated at frequencies above 60 hertz and at frequencies below 60 Hz:**

The frequency duration plots for Hawaiian Electric Company, Inc., Maui Electric Company, Limited (Maui Division) and Hawai'i Electric Light Company, Inc. based on two-second data are provided in Attachment 1, and the enclosed Excel files. Refer to the electronic files for the individual data points because the information is voluminous and does not translate well to a hard copy.

**1b) Tabulation of the number, magnitude and duration of frequency excursions (high and low) outside normal frequency control range (59.95 to 60.05 Hz):**

Tabulation of the number, magnitude and duration of frequency excursions outside of the frequency range of 59.95 Hz to 60.05 Hz for Hawaiian Electric Company, Inc., Maui Electric Company, Limited (Maui Division) and Hawai'i Electric Light Company, Inc are provided in Attachment 2, and the enclosed Excel files. Refer to the electronic files for the individual data points because the information is voluminous and does not translate well to a hard copy.

- (2) Significant system events during month:
  - a) Tabulation of contingency reserve activations including date and time, MW magnitude, duration, and triggering event.
  - b) Tabulation of under frequency load shed activations including date and time, triggering frequency, MW magnitude, duration, and triggering event.
  - c) Tabulation of demand response activations for system events, including date and time, MW magnitude, duration, and triggering event, (excluding demand response utilization for unit commitment deferral or system operations economics.)

The following provides information with respect to items 2a) through 2c) – (all statements are current as of the month ending January 31, 2022):

**2a) Tabulation of contingency reserve activations including date and time, MW magnitude, duration, and triggering event:**

Hawaiian Electric Company, Inc.'s contingency reserve activations are provided in Attachment 3. Maui Electric Company, Limited and Hawai'i Electric Light Company, Inc. do not operate with contingency reserve requirements.

**2b) Tabulation of under frequency load shed activations including date and time, triggering frequency, MW magnitude, duration, and triggering event:**

Maui Electric Company, Limited's under frequency load shed activations are provided in Attachment 4. Hawaiian Electric Company, Inc. and Hawai'i Electric Light Company, Inc. did not have any under frequency load shed activations in the month of January.

**2c) Tabulation of demand response activations for system events, including date and time, MW magnitude, duration, and triggering event, (excluding demand response utilization for unit commitment deferral or system operations economics.)**

Hawaiian Electric Company, Inc.'s demand response activations for system events are provided in Attachment 5. Hawai'i Electric Light Company, Inc. currently does not have a demand response program. Maui Electric Company, Limited has implemented the Fast Demand Response pilot program on a limited basis. Hawai'i Electric Light Company, Inc. plans to use the findings of Maui Electric Company, Limited's pilot program to help in the evaluation and development of future demand response programs. Maui Electric Company, Limited executes a weekly testing protocol which measures customer participation. This program is not currently used in response to actual system events.

- (3) Curtailment of non-dispatchable renewable resources:
- (a) Tabulation of each curtailment event for each resource including the starting date and time, duration, megawatt hours curtailed, peak MW curtailed, and reason for curtailment.
  - (b) Total MWh of non-dispatchable renewable resources curtailed for the month.

The following provides information with respect to items 3a) through 3b) – (all statements are current as of the month ending January 31, 2022):

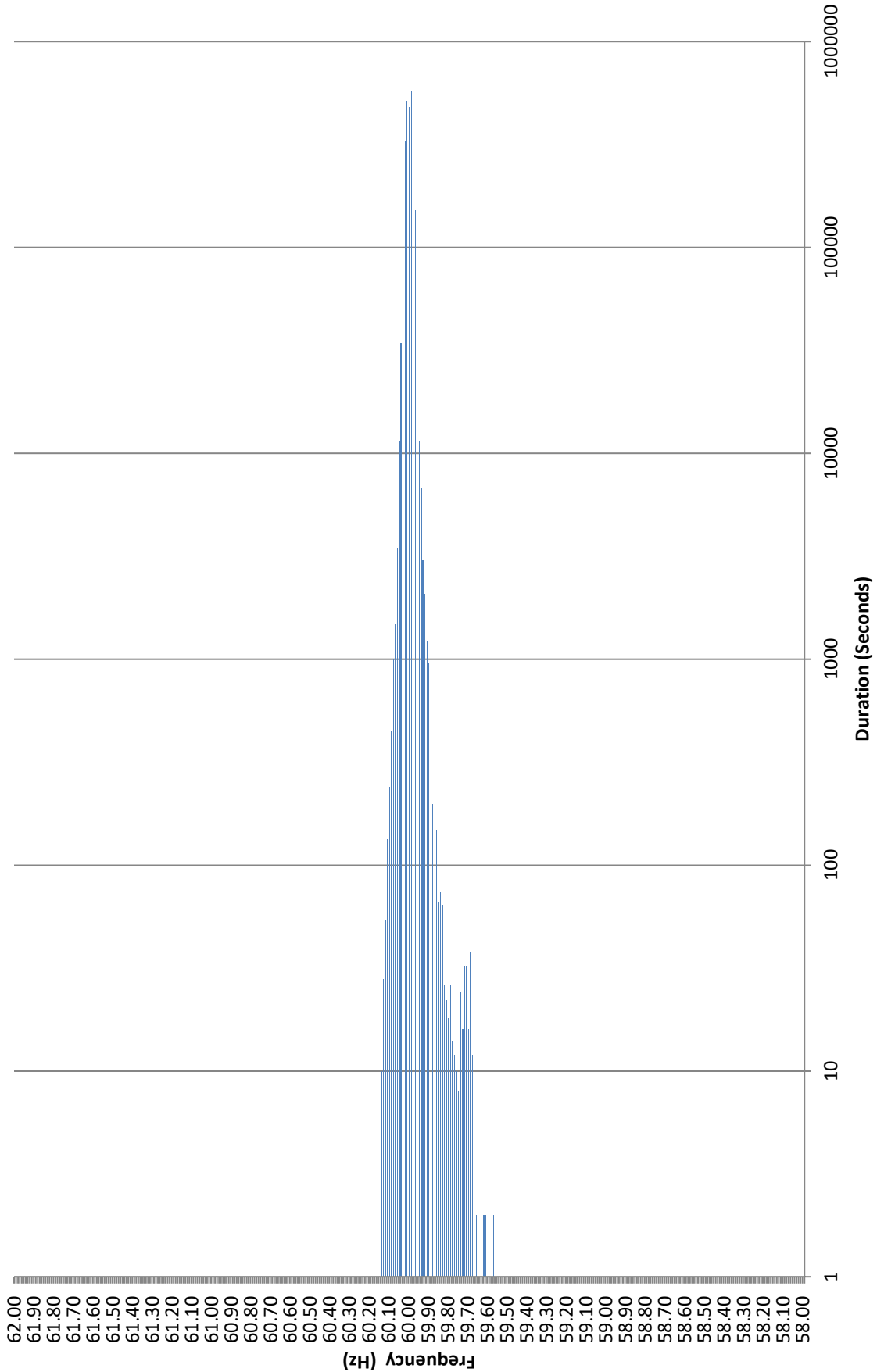
**3a) Tabulation of each curtailment event for each resource including the starting date and time, duration, megawatt hours curtailed, peak MW curtailed, and reason for curtailment:**

The tabulation of each curtailment event for each resource is provided in Attachment 6.

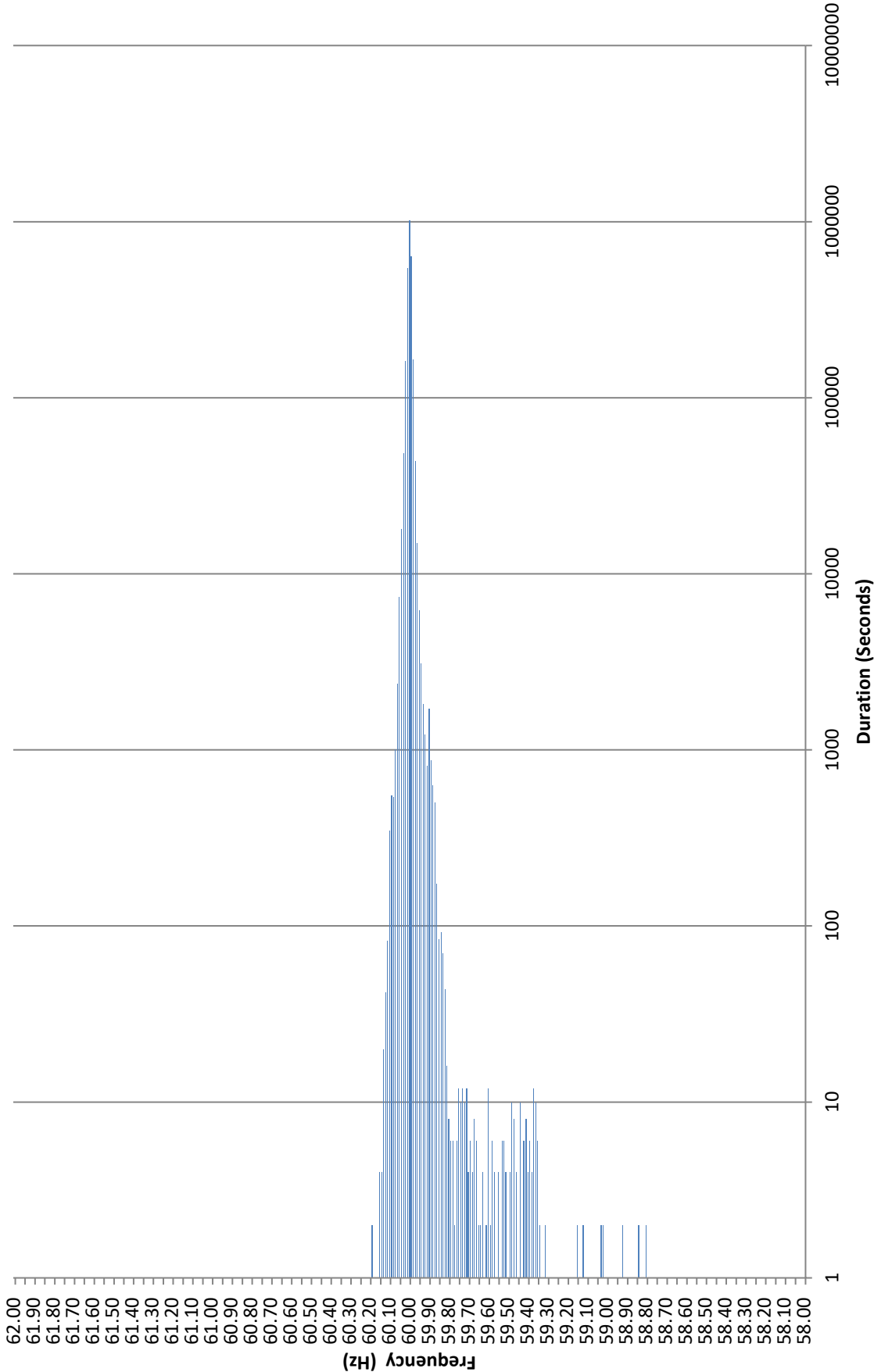
**3b) Total MWh of non-dispatchable renewable resources curtailed for the month:**

Curtailed MWh from non-dispatchable resources are difficult to determine due to the variability of the resource during curtailment periods. In some cases, the curtailed MWh estimates were provided by the IPPs under curtailment. The Company does not make any representations as to the accuracy of the curtailed MWh. The estimated MWh of non-dispatchable resources curtailed for the month are provided in Attachment 6, corresponding to each curtailment event.

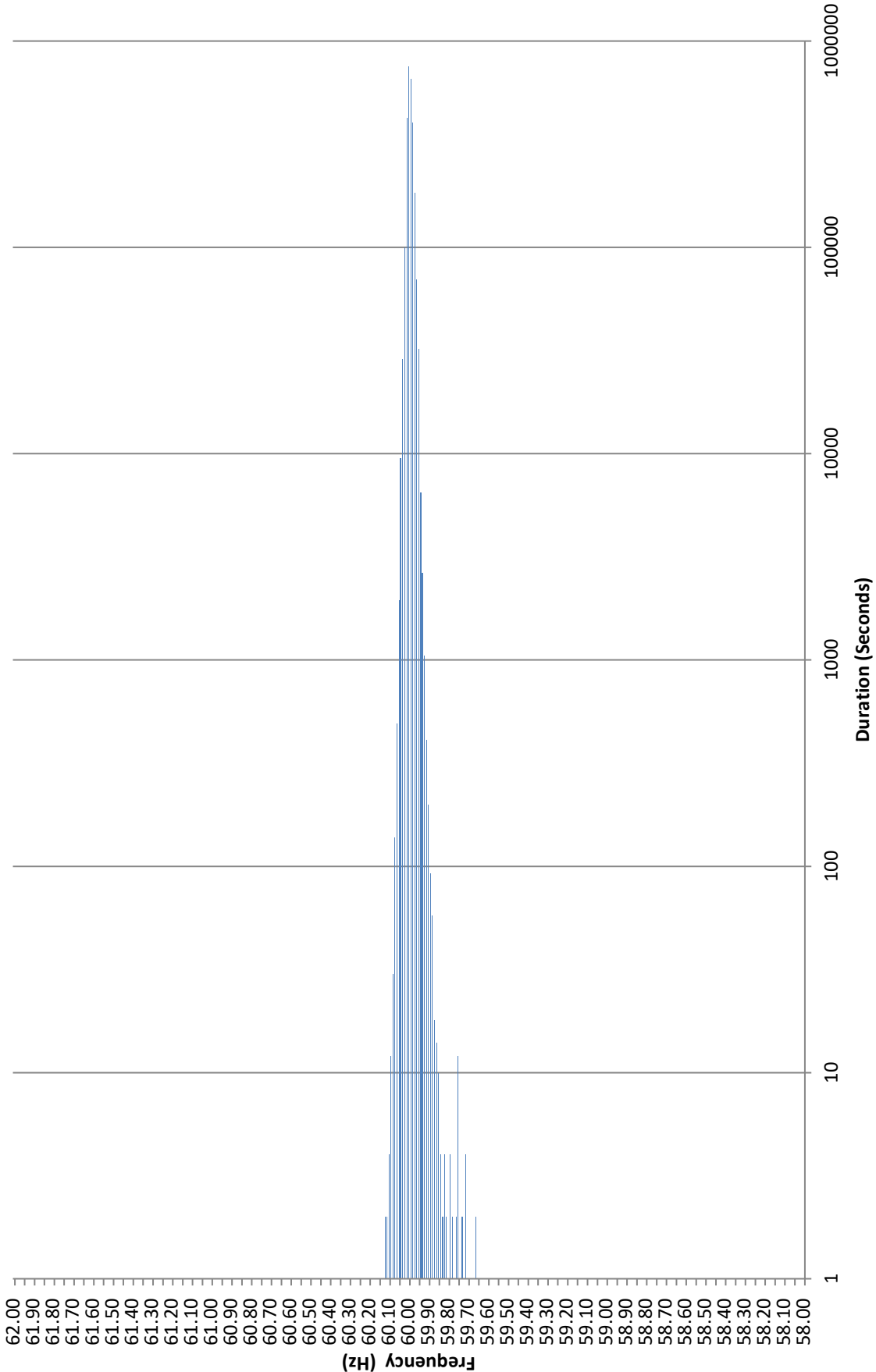
**Frequency Distribution Plot - Hawaiian Electric Company, Inc.  
January 2022**



**Frequency Distribution Plot - Maui Electric Company, Limited  
January 2022**



**Frequency Distribution Plot - Hawai'i Electric Light Company, Inc.  
January 2022**



Hawaiian Electric Company, Inc. Frequency Excursion Statistics January 2022		
Data Rounded to the nearest	<59.95 Hz	>60.05 Hz
Number of Excursions	1008	588
Maximum Duration (sec)	532	886
Maximum Deviation (Hz)	59.572	60.179
Total Duration of Excursions (sec)	19732	9438



Maui Electric Company, Limited Frequency Excursion Statistics January 2022		
	<59.95 Hz	>60.05 Hz
Number of Excursions	1197	831
Maximum Duration (sec)	998	508
Maximum Deviation (Hz)	58.795	60.188
Total Duration of Excursions (sec)	13808	7442

Hawai'i Electric Light Company, Inc. Frequency Excursion Statistics January 2022		
	<59.95 Hz	>60.05 Hz
Number of Excursions	4443	294
Maximum Duration (sec)	100	34
Maximum Deviation (Hz)	59.662	60.116
Total Duration of Excursions (sec)	27366	1268

HAWAIIAN ELECTRIC COMPANY, INC.  
CONTINGENCY RESERVE ACTIVATION EVENTS  
January 2022

Event #	Date & Time	Frequency (Hz)			Spinning Reserve Shortfall (MW)	Duration (HH:MM)	Description
		Prior to Event	Nadir	Trigger			
1	1/8/2022 7:02	60.01	59.66	NA	0.00	0:00	AES tripped offline while generating ~29MW.
2	1/10/2022 19:48	60.05	59.58	NA	-10.00	0:01	AES tripped offline while generating ~47MW.
3	1/18/2022 13:05	60.01	59.57	NA	0.00	0:00	Kahe 3 tripped offline while generating ~51MW. Waiiau 10 called online for spinning reserves.

**MAUI ELECTRIC COMPANY, LIMITED**  
**UNDERFREQUENCY LOADSHEDDING EVENTS**  
**January 2022**

Event #	IR #	Island	Date & Time	Frequency (Hz)			Load Shed (MW)	Duration (HH:MM)	Description
				Prior to Event	Nadir	Levels UFLS Occurred			
1	2	Maui	1/3/22 3:53PM	60.00	58.99	59.00	9.652	00:21	A frequency depression to 58.99 Hz occurred when generators K1 and K2 at Sub 100 KPP tripped offline due to a cable fault between circuit breaker 2250 and transformer for K1 causing various circuit breakers to to relay open on the Automatic Loadshed Scheme.
2	31	Maui	1/20/22 11:46AM	60.00	58.71	59.00	12.41	00:36	A frequency depression to 58.712Hz occurred when Generator M-19 tripped offline due to a fire in the M-19 package at Sub 101 causing various circuit breakers to to relay open on the Automatic Loadshed Scheme.

HAWAIIAN ELECTRIC COMPANY, INC.  
DEMAND RESPONSE EVENTS  
January 2022

Event #	Date & Time	Frequency (Hz)			Load Shed (MW)	Duration (HH:MM)	Description
		Prior to Event	Nadir	Trigger			
1	1/8/2022 7:02	60.01	59.66	59.70	NA	0:01	AES tripped offline while generating ~29MW. RDLC activated.
2	1/10/2022 19:48	60.05	59.58	59.70	NA	0:02	AES tripped offline while generating ~47MW. RDLC activated.
3	1/18/2022 13:05	60.01	59.57	59.70	NA	0:02	Kahe 3 tripped offline while generating ~51MW. Wai'au 10 called online for spinning reserves. EDLC activated.

Hawaiian Electric Company, Inc. Curtailment Report January 2022

Start Date/Time	Curtailment Set Point	MW output prior to start of curtailment	End Date/Time	MW output after curtailment released	Estimated MWh of curtailed energy during event (1)	IPP/Facility	Reason for Curtailment
01/03/22 09:03	0.0	0.00	01/03/22 09:37	0	0.13	WestL	System Constraints
01/03/22 09:04	0.0	0.00	01/03/22 09:36	0	*	KREP	System Constraints
01/03/22 09:18	0.0	0.00	01/03/22 09:41	0	*	KLS2	System Constraints
01/03/22 09:44	0.0	0.00	01/03/22 23:44	0	*	Aloha1	System Constraints
01/03/22 22:08	0.0	0.00	01/04/22 00:39	0	0.00	WestL	System Constraints
01/03/22 22:15	0.0	0.00	01/04/22 00:38	0	*	KREP	System Constraints
01/03/22 22:39	0.0	0.00	01/04/22 00:37	0	*	KLS2	System Constraints
01/04/22 06:44	0.0	0.00	01/05/22 12:53	0	*	KREP	System Constraints
01/04/22 06:46	0.0	0.00	01/04/22 08:52	0	*	Aloha2	System Constraints
01/04/22 06:46	0.0	0.00	01/04/22 23:18	0	58.85	WestL	System Constraints
01/04/22 17:17	33.0	1.50	01/04/22 17:37	0.35	*	Waipio	Facility Requested
01/04/22 17:44	0.0	0.10	01/04/22 23:20	0	*	Aloha2	System Constraints
01/05/22 09:19	0.0	2.00	01/05/22 09:43	0	*	North	System Constraints
01/05/22 09:20	0.0	0.80	01/05/22 09:43	0	*	South	System Constraints
01/05/22 14:40	0.0	1.20	01/05/22 15:17	0	*	South	System Constraints
01/05/22 14:41	0.0	2.90	01/05/22 15:16	0	*	North	System Constraints
01/05/22 14:53	0.0	0.00	01/05/22 15:15	0	*	KWMauka	System Constraints
01/05/22 14:47	0.0	15.50	01/05/22 15:15	0	*	KSMauka	System Constraints
01/06/22 10:22	0.0	0.00	01/06/22 15:24	0	73.92	WestL	System Constraints
01/06/22 10:26	0.0	2.20	01/06/22 10:50	0	*	KREP	System Constraints
01/06/22 14:52	0.0	2.60	01/06/22 15:18	0	*	KREP	System Constraints
01/08/22 08:50	0.0	0.80	01/08/22 11:30	0	*	KWF	Facility Requested
01/09/22 12:33	0.0	24.00	01/09/22 14:49	0	*	KSMauka	Oversupply
01/09/22 12:33	0.0	16.00	01/09/22 14:44	0	*	KSMakai	Oversupply
01/10/22 07:48	0.0	1.00	01/10/22 18:02	0	*	Lani	System Constraints
01/11/22 05:58	0.0	0.00	01/12/22 13:36	0	*	NPM	System Constraints
01/11/22 08:43	0.0	0.00	01/11/22 13:50	0	*	Lani	System Constraints
01/13/22 06:13	0.0	0.00	01/13/22 08:05	0	1.09	WestL	System Constraints
01/13/22 06:15	0.0	0.00	01/13/22 08:03	0	*	KREP	System Constraints
01/13/22 06:19	0.0	0.00	01/13/22 08:02	0	*	KLS2	System Constraints
01/13/22 16:57	0.0	5.00	01/13/22 19:05	0	2.39	WestL	System Constraints
01/13/22 17:08	0.0	0.50	01/13/22 19:02	0	*	KREP	System Constraints
01/13/22 17:14	0.0	1.40	01/13/22 19:00	0	*	KLS2	System Constraints
01/14/22 07:05	0.0	0.00	01/14/22 16:41	0	*	Aloha1	System Constraints
01/14/22 06:34	0.0	0.00	01/14/22 16:17	0	*	North	System Constraints
01/14/22 06:35	0.0	0.00	01/14/22 16:18	0	*	South	System Constraints
01/13/22 12:41	0.0	16.00	01/13/22 14:29	0	*	KSMauka	Oversupply
01/13/22 12:41	0.0	12.40	01/13/22 14:29	0	*	KSMakai	Oversupply
01/14/22 08:34	0.0	0.00	01/14/22 09:42	0	*	Waianae	System Constraints
01/14/22 09:52	0.0	22.20	01/14/22 13:12	0	*	KSMauka	Oversupply
01/14/22 09:52	0.0	14.20	01/14/22 12:42	0	*	KSMakai	Oversupply
01/14/22 14:44	0.0	12.00	01/14/22 16:16	0	*	KSMauka	System Constraints
01/14/22 14:46	0.0	4.00	01/14/22 16:15	0	*	KWMauka	System Constraints
01/14/22 15:30	0.0	23.00	01/14/22 16:41	0	*	Waianae	System Constraints
01/15/22 10:37	0.0	23.00	01/15/22 13:48	0	*	KSMauka	Oversupply
01/15/22 10:37	0.0	15.50	01/15/22 13:48	0	*	KSMakai	Oversupply
01/16/22 09:19	0.0	20.10	01/16/22 14:21	0	*	KSMauka	Oversupply
01/16/22 09:20	0.0	11.60	01/16/22 14:20	0	*	KSMakai	Oversupply
01/16/22 10:41	0.0	0.80	01/16/22 13:06	0	*	NPM	Oversupply
01/16/22 10:44	6.3	10.06	01/16/22 10:45	8.51	*	Lani	Oversupply
01/16/22 10:44	23.7	37.86	01/16/22 10:45	37.87	*	Waipio	Oversupply
01/16/22 10:45	3.7	8.51	01/16/22 11:45	3.78	*	Lani	Oversupply
01/16/22 10:45	16.3	37.87	01/16/22 11:45	16.06	*	Waipio	Oversupply
01/16/22 11:45	3.7	3.78	01/16/22 11:54	3.78	*	Lani	Oversupply
01/16/22 11:45	16.3	16.06	01/16/22 11:54	16.06	*	Waipio	Oversupply
01/16/22 11:54	0.0	3.78	01/16/22 12:44	0	*	Lani	Oversupply
01/16/22 11:54	0.0	16.06	01/16/22 12:44	0	*	Waipio	Oversupply
01/16/22 14:56	0.0	23.00	01/16/22 15:14	0	*	KSMauka	Oversupply
01/17/22 10:43	0.0	23.30	01/17/22 14:25	0	*	KSMauka	Oversupply
01/17/22 10:43	0.0	15.80	01/17/22 12:14	0	*	KSMakai	Oversupply

Hawaiian Electric Company, Inc. Curtailment Report January 2022

Start Date/Time	Curtailment Set Point	MW output prior to start of curtailment	End Date/Time	MW output after curtailment released	Estimated MWh of curtailed energy during event (1)	IPP/Facility	Reason for Curtailment
01/23/22 13:31	0.0	23.40	01/23/22 14:23	0	*	KSMauka	Oversupply
01/23/22 13:32	0.0	15.00	01/23/22 14:07	0	*	KSMakai	Oversupply
01/24/22 10:39	0.0	2.30	01/24/22 15:51	0	*	KSMakai	Oversupply
01/24/22 10:40	0.0	16.10	01/24/22 15:51	0	*	KSMauka	Oversupply
01/24/22 10:50	0.0	16.20	01/24/22 14:59	0	*	NPM	Oversupply
01/24/22 11:32	7.1	11.94	01/24/22 12:13	7.34	*	Lani	Oversupply
01/24/22 11:32	22.9	37.87	01/24/22 12:13	22.63	*	Waipio	Oversupply
01/24/22 12:13	0.0	7.34	01/24/22 14:25	0	*	Lani	Oversupply
01/24/22 12:13	0.0	22.63	01/24/22 14:25	0	*	Waipio	Oversupply
01/25/22 06:17	0.0	0.00	01/25/22 06:37	0	*	KREP	System Constraints
01/25/22 06:18	0.0	0.00	01/25/22 06:40	0	0.00	WestL	System Constraints
01/25/22 10:08	0.0	0.00	01/25/22 14:27	0	*	KSMauka	Oversupply
01/25/22 10:08	0.0	8.50	01/25/22 14:27	0	*	KSMakai	Oversupply
01/25/22 10:13	0.0	14.30	01/25/22 14:18	0	*	NPM	Oversupply
01/25/22 11:14	6.6	10.29	01/25/22 11:31	6.6	*	Lani	Oversupply
01/25/22 11:14	23.4	36.46	01/25/22 11:31	23.33	*	Waipio	Oversupply
01/25/22 11:31	0.0	6.6	01/25/22 12:36	0	*	Lani	Oversupply
01/25/22 11:31	0.0	23.33	01/25/22 12:36	0	*	Waipio	Oversupply
01/25/22 12:36	7.5	0.16	01/25/22 12:37	0.16	*	Lani	Oversupply
01/25/22 16:32	0.0	0.70	01/25/22 17:06	0	*	KREP	System Constraints
01/25/22 16:33	0.0	6.80	01/25/22 17:06	0	3.13	WestL	System Constraints
01/26/22 05:38	0.0	0.00	01/26/22 06:41	0	*	KREP	System Constraints
01/26/22 05:40	0.0	0.00	01/26/22 06:44	0	0.00	WestL	System Constraints
01/26/22 15:46	0.0	4.00	01/26/22 16:15	0	1.70	WestL	System Constraints
01/26/22 15:49	0.0	1.00	01/26/22 16:14	0	*	KREP	System Constraints
01/26/22 13:38	0.0	0.00	01/26/22 14:24	0	*	KSMauka	Oversupply
01/26/22 13:39	0.0	4.80	01/26/22 14:24	0	*	KSMakai	Oversupply
01/26/22 13:40	0.0	9.60	01/26/22 14:14	0	*	NPM	Oversupply
01/27/22 05:30	0.0	0.00	01/27/22 06:50	0	*	KREP	System Constraints
01/27/22 05:31	0.0	0.00	01/27/22 06:51	0	0.00	WestL	System Constraints
01/27/22 16:55	0.0	1.00	01/27/22 17:25	0	*	KREP	System Constraints
01/27/22 16:56	0.0	8.30	01/27/22 17:25	0	1.56	WestL	System Constraints
01/28/22 06:32	0.0	0.00	01/28/22 07:26	0	*	KREP	System Constraints
01/28/22 06:34	0.0	0.00	01/28/22 07:28	0	0.07	WestL	System Constraints
01/28/22 11:40	0.0	10.00	01/28/22 13:12	0	*	KSMauka	Oversupply
01/28/22 11:39	0.0	16.00	01/28/22 13:12	0	*	KSMakai	Oversupply
01/28/22 16:50	0.0	1.10	01/28/22 17:19	0	*	KREP	System Constraints
01/28/22 16:50	0.0	7.40	01/28/22 17:19	0	1.60	WestL	System Constraints
01/29/22 10:28	0.0	5.00	01/29/22 15:10	0	*	KSMauka	Oversupply
01/29/22 10:28	0.0	16.00	01/29/22 15:09	0	*	KSMakai	Oversupply
01/29/22 10:43	0.0	23.00	01/29/22 14:48	0	*	NPM	Oversupply
01/29/22 11:19	9.2	12.69	01/29/22 11:27	9.2	*	Lani	Oversupply
01/29/22 11:19	30.8	42.32	01/29/22 11:27	30.8	*	Waipio	Oversupply
01/29/22 11:27	0.0	9.2	01/29/22 13:52	0	*	Lani	Oversupply
01/29/22 11:27	0.0	30.8	01/29/22 13:52	0	*	Waipio	Oversupply
01/30/22 11:08	0.0	1.00	01/30/22 14:00	0	*	KSMauka	Oversupply
01/30/22 11:08	0.0	6.00	01/30/22 14:00	0	*	KSMakai	Oversupply
01/30/22 11:15	0.0	18.00	01/30/22 12:56	0	*	NPM	Oversupply
01/31/22 07:48	0.0	0.00	01/31/22 08:01	0	*	KREP	System Constraints
01/31/22 07:48	0.0	0.80	01/31/22 08:01	0	0.43	WestL	System Constraints
01/31/22 11:29	0.0	7.50	01/31/22 14:04	0	*	KSMauka	Facility Requested
01/31/22 16:02	0.0	3.00	01/31/22 16:22	0	*	KREP	System Constraints
01/31/22 16:03	0.0	1.30	01/31/22 16:23	0	0.32	WestL	System Constraints

Aloha1 = Aloha Solar Energy Fund I  
Aloha2 = Aloha Solar Energy Fund II  
KLS2 = Kalaelo Solar Two  
KREP = Kalaelo Renewable Energy Partners  
KWF = Kahuku Wind Power  
Lani = Lanikuhana Solar  
MFO = Mauka FIT One Solar  
NPM = Na Pua Makani Power Partners  
KSMakai = Kawailoa Solar Makai

Hawaiian Electric Company, Inc. Curtailment Report January 2022

Start Date/Time	Curtailment Set Point	MW output prior to start of curtailment	End Date/Time	MW output after curtailment released	Estimated MWh of curtailed energy during event (1)	IPP/Facility	Reason for Curtailment
-----------------	-----------------------	---	---------------	--------------------------------------	--	--------------	------------------------

KSMauka = Kawailoa Solar Mauka  
 KWMakai = Kawailoa Wind Makai  
 KWMauka = Kawailoa Wind Mauka  
 North = Waihonu North  
 South = Waihonu South  
 Waianae = EE Waianae Solar Project  
 Waipio = Waipio PV  
 WestL = West Loch PV

(1) The estimated MWh of energy curtailed during the event is supplied by IPP, and HECO does not make any representations as to its accuracy.

\* Data has not been provided by IPP.





**Maui Curtailment Report**

January 2021

Start Date and Time	Duration (minutes)	IPP Curtailed	Estimated Curtailed MWH	Peak MW Curtailed	Reasons for Curtailment
1/1/2022 5:03	0:01	KWPII	0.00093	0.05589	Oversupply
1/2/2022 17:27	0:01	AWE	0.00167	0.10000	Oversupply
1/4/2022 16:52	0:01	AWE	0.00167	0.10000	Oversupply
1/6/2022 11:36	0:01	KWPII	0.00103	0.06187	Oversupply
1/6/2022 14:35	0:01	AWE	0.00152	6.40000	Oversupply
1/8/2022 11:48	0:02	SSA3	-0.00284	2.87200	Oversupply
1/8/2022 18:50	0:01	AWE	0.00167	0.10000	Oversupply
1/9/2022 9:33	0:02	SSA2	0.00825	1.44200	Oversupply
1/9/2022 9:35	0:02	SSA3	0.00746	1.85100	Oversupply
1/9/2022 9:37	0:02	SSA2	0.00831	0.08600	Oversupply
1/9/2022 9:37	0:02	SSA3	0.00752	0.28400	Oversupply
1/9/2022 9:39	0:02	SSA2	0.00818	1.27300	Oversupply
1/9/2022 9:39	0:02	SSA3	0.00740	1.40500	Oversupply
1/9/2022 10:31	0:02	SSA2	0.00488	2.08100	Oversupply
1/9/2022 10:36	0:02	SSA3	0.00362	1.76000	Oversupply
1/10/2022 11:05	0:02	SSA3	0.01872	2.57900	Oversupply
1/10/2022 11:05	0:02	SSA2	0.01428	1.12100	Oversupply
1/10/2022 11:07	0:02	SSA3	0.01857	0.20600	Oversupply
1/10/2022 11:07	0:02	SSA2	0.01440	0.21900	Oversupply
1/10/2022 11:09	0:02	SSA3	0.01857	1.41800	Oversupply
1/10/2022 11:09	0:02	SSA2	0.01428	1.33700	Oversupply
1/10/2022 11:11	0:02	SSA3	0.01857	1.48300	Oversupply
1/10/2022 11:18	0:01	AWE	0.00167	0.10000	Oversupply
1/10/2022 11:49	0:01	AWE	0.00167	0.10000	Oversupply
1/10/2022 13:40	0:02	SSA2	0.01542	2.09300	Oversupply
1/10/2022 13:40	0:02	SSA3	0.02663	3.07300	Oversupply
1/10/2022 13:42	0:02	SSA2	0.01542	0.07900	Oversupply
1/10/2022 13:42	0:02	SSA3	0.02663	1.04300	Oversupply
1/10/2022 13:44	0:02	SSA2	0.02459	0.09400	Oversupply
1/10/2022 13:44	0:02	SSA3	0.02197	0.48800	Oversupply
1/10/2022 13:46	0:02	SSA2	0.03605	0.24100	Oversupply
1/10/2022 13:46	0:02	SSA3	0.04360	0.30100	Oversupply
1/10/2022 13:48	0:02	SSA2	0.03605	0.45100	Oversupply
1/10/2022 13:48	0:02	SSA3	0.04360	0.65200	Oversupply
1/10/2022 13:50	0:02	SSA2	0.03605	0.21300	Oversupply
1/10/2022 13:50	0:02	SSA3	0.04396	0.12800	Oversupply
1/10/2022 13:52	0:02	SSA2	0.03605	1.18800	Oversupply
1/10/2022 13:52	0:02	SSA3	0.04360	1.59300	Oversupply
1/10/2022 13:54	0:02	SSA2	0.03575	2.19900	Oversupply
1/10/2022 14:00	0:02	SSA3	0.01991	2.72800	Oversupply
1/10/2022 14:02	0:02	SSA3	0.01974	2.72500	Oversupply
1/10/2022 14:04	0:02	SSA2	0.01552	2.74600	Oversupply
1/10/2022 14:04	0:02	SSA3	0.01991	2.08900	Oversupply
1/10/2022 14:06	0:02	SSA2	0.01565	1.72800	Oversupply
1/10/2022 14:06	0:02	SSA3	0.01991	2.67500	Oversupply
1/10/2022 14:12	0:02	SSA2	0.01565	1.54100	Oversupply
1/10/2022 14:12	0:02	SSA3	0.01991	2.69100	Oversupply
1/10/2022 14:14	0:02	SSA2	0.02489	1.80200	Oversupply
1/10/2022 14:14	0:02	SSA3	0.03307	1.15600	Oversupply
1/10/2022 14:16	0:02	SSA3	0.02173	1.74100	Oversupply
1/10/2022 14:18	0:02	SSA2	0.02308	1.70800	Oversupply
1/10/2022 14:18	0:02	SSA3	0.02191	0.04400	Oversupply
1/10/2022 14:20	0:02	SSA2	0.02308	1.45600	Oversupply
1/10/2022 14:20	0:02	SSA3	0.02191	0.98900	Oversupply
1/10/2022 14:22	0:02	SSA2	0.02289	1.58200	Oversupply
1/10/2022 14:22	0:02	SSA3	0.02191	2.32600	Oversupply
1/10/2022 14:24	0:02	SSA2	0.02308	2.24800	Oversupply
1/11/2022 9:53	0:02	SSA3	0.00190	2.10100	Oversupply
1/11/2022 9:54	0:02	SSA2	0.00177	1.71300	Oversupply
1/11/2022 9:55	0:02	SSA3	0.00190	2.13200	Oversupply
1/11/2022 9:57	0:02	SSA3	0.00190	2.14200	Oversupply
1/11/2022 9:58	0:02	SSA2	0.00893	1.75100	Oversupply
1/11/2022 9:59	0:02	SSA3	0.02439	0.80100	Oversupply
1/11/2022 10:00	0:02	SSA2	0.03268	0.73200	Oversupply
1/11/2022 10:01	0:02	SSA3	0.03685	0.67000	Oversupply
1/11/2022 10:02	0:02	SSA2	0.03268	0.25700	Oversupply
1/11/2022 10:04	0:02	SSA2	0.03242	1.75600	Oversupply
1/11/2022 10:05	0:02	SSA3	0.03685	1.60600	Oversupply
1/11/2022 10:06	0:02	SSA2	0.03268	0.98500	Oversupply
1/11/2022 10:07	0:02	SSA3	0.03715	0.48400	Oversupply
1/11/2022 10:08	0:02	SSA2	0.03242	0.87100	Oversupply
1/11/2022 10:09	0:02	SSA3	0.03685	0.83400	Oversupply



**Maui Curtailment Report**

January 2021

Start Date and Time	Duration (minutes)	IPP Curtailed	Estimated Curtailed MWH	Peak MW Curtailed	Reasons for Curtailment
1/11/2022 10:10	0:02	SSA2	0.03242	0.83200	Oversupply
1/11/2022 10:11	0:02	SSA3	0.03685	0.96600	Oversupply
1/11/2022 10:12	0:02	SSA2	0.03242	1.09400	Oversupply
1/11/2022 10:13	0:02	SSA3	0.03503	1.34500	Oversupply
1/11/2022 10:14	0:02	SSA2	0.02658	1.26400	Oversupply
1/11/2022 10:15	0:02	SSA3	0.03108	0.87600	Oversupply
1/11/2022 10:16	0:02	SSA2	0.03111	0.83100	Oversupply
1/11/2022 10:17	0:02	SSA3	0.03082	1.11900	Oversupply
1/11/2022 10:18	0:02	SSA2	0.03060	0.37500	Oversupply
1/11/2022 10:19	0:02	SSA3	0.03082	0.27200	Oversupply
1/11/2022 10:20	0:02	SSA2	0.03085	0.07300	Oversupply
1/11/2022 10:21	0:02	SSA3	0.03134	0.68700	Oversupply
1/11/2022 10:22	0:02	SSA2	0.03085	0.57800	Oversupply
1/11/2022 10:23	0:02	SSA3	0.03108	1.39600	Oversupply
1/11/2022 10:24	0:02	SSA2	0.03085	1.42500	Oversupply
1/11/2022 10:27	0:02	SSA3	0.03108	1.93200	Oversupply
1/11/2022 10:30	0:02	SSA2	0.01245	2.05900	Oversupply
1/11/2022 10:32	0:02	SSA2	0.01235	1.29000	Oversupply
1/11/2022 10:33	0:02	SSA3	0.01893	0.34100	Oversupply
1/11/2022 10:34	0:02	SSA2	0.01235	0.17700	Oversupply
1/11/2022 10:35	0:02	SSA3	0.01862	1.47000	Oversupply
1/11/2022 10:36	0:02	SSA2	0.01235	1.96600	Oversupply
1/11/2022 10:38	0:02	SSA2	0.01235	2.13500	Oversupply
1/11/2022 10:40	0:02	SSA2	0.01224	2.15700	Oversupply
1/11/2022 10:43	0:02	SSA3	0.03405	2.53700	Oversupply
1/11/2022 10:44	0:02	SSA2	0.03778	2.18600	Oversupply
1/11/2022 10:45	0:02	SSA3	0.06385	1.33800	Oversupply
1/11/2022 10:47	0:02	SSA2	0.04199	0.58700	Oversupply
1/11/2022 10:47	0:02	SSA3	0.06438	1.58900	Oversupply
1/11/2022 10:49	0:02	SSA2	0.04234	0.59200	Oversupply
1/11/2022 10:49	0:02	SSA3	0.06385	0.35500	Oversupply
1/11/2022 10:51	0:02	SSA2	0.04199	0.22400	Oversupply
1/11/2022 10:51	0:02	SSA3	0.06332	0.08000	Oversupply
1/11/2022 10:53	0:02	SSA2	0.04199	0.61300	Oversupply
1/11/2022 10:53	0:02	SSA3	0.06385	0.12700	Oversupply
1/11/2022 10:55	0:02	SSA2	0.04234	1.23900	Oversupply
1/11/2022 10:56	0:02	SSA3	0.06385	0.12600	Oversupply
1/11/2022 10:57	0:02	SSA2	0.04199	1.97000	Oversupply
1/11/2022 10:58	0:02	SSA3	0.06284	0.44200	Oversupply
1/11/2022 11:00	0:02	SSA3	-0.00389	1.83200	Oversupply
1/11/2022 11:02	0:02	SSA3	-0.00386	2.69300	Oversupply
1/11/2022 12:11	0:02	SSA2	0.00224	2.68700	Oversupply
1/11/2022 12:13	0:02	SSA2	0.02606	2.69600	Oversupply
1/11/2022 12:14	0:02	SSA3	0.05526	2.82400	Oversupply
1/11/2022 12:15	0:02	SSA2	0.07848	1.29000	Oversupply
1/11/2022 12:16	0:02	SSA3	0.07443	0.70600	Oversupply
1/11/2022 12:17	0:02	SSA2	0.07784	0.33400	Oversupply
1/11/2022 12:18	0:02	SSA3	0.07505	1.04200	Oversupply
1/11/2022 12:19	0:02	SSA2	0.07720	1.16000	Oversupply
1/11/2022 12:20	0:02	SSA3	0.07505	0.28700	Oversupply
1/11/2022 12:21	0:02	SSA2	0.07784	1.09400	Oversupply
1/11/2022 12:22	0:02	SSA3	0.07505	0.15700	Oversupply
1/11/2022 12:23	0:02	SSA2	0.07784	0.58600	Oversupply
1/11/2022 12:24	0:02	SSA3	0.07505	0.47500	Oversupply
1/11/2022 12:25	0:02	SSA2	0.07784	0.03300	Oversupply
1/11/2022 12:26	0:02	SSA3	0.07505	0.10500	Oversupply
1/11/2022 12:27	0:37	BS250	Data is not available	Data is not available	Oversupply
1/11/2022 12:27	0:36	SSA2	1.60470	0.02800	Oversupply
1/11/2022 12:28	0:36	KWPPI	1.63869	18.91724	Oversupply
1/11/2022 12:28	0:34	SSA3	1.53537	-0.00300	Oversupply
1/11/2022 13:03	0:02	SSA3	0.05493	0.00300	Oversupply
1/11/2022 13:03	0:02	SSA2	0.06412	0.06300	Oversupply
1/11/2022 13:05	0:02	SSA3	0.05448	0.15300	Oversupply
1/11/2022 13:05	0:02	SSA2	0.06412	0.71600	Oversupply
1/11/2022 13:07	0:02	SSA3	0.05448	0.14200	Oversupply
1/11/2022 13:08	0:02	SSA2	0.06359	1.01200	Oversupply
1/11/2022 13:09	0:02	SSA3	0.05403	0.35700	Oversupply
1/11/2022 13:10	0:02	SSA2	0.06412	0.91700	Oversupply
1/11/2022 13:11	0:02	SSA3	0.05448	1.30500	Oversupply
1/11/2022 13:12	0:02	SSA2	0.06359	1.62700	Oversupply
1/11/2022 13:13	0:02	SSA3	0.05226	1.90800	Oversupply
1/11/2022 13:14	0:02	SSA2	0.05310	1.87500	Oversupply



**Maui Curtailment Report**

January 2021

Start Date and Time	Duration (minutes)	IPP Curtailed	Estimated Curtailed MWH	Peak MW Curtailed	Reasons for Curtailment
1/11/2022 13:15	0:02	SSA3	0.03047	1.82500	Oversupply
1/11/2022 13:16	0:02	SSA2	0.04218	2.34400	Oversupply
1/11/2022 13:17	0:02	SSA3	0.03047	2.30100	Oversupply
1/11/2022 13:18	0:02	SSA2	0.04183	0.35000	Oversupply
1/11/2022 13:19	0:02	SSA3	0.03047	0.42800	Oversupply
1/11/2022 13:20	0:02	SSA2	0.04218	1.61000	Oversupply
1/11/2022 13:21	0:02	SSA3	0.03047	1.22700	Oversupply
1/11/2022 13:22	0:02	SSA2	0.04183	0.49100	Oversupply
1/11/2022 13:23	0:02	SSA3	0.03047	1.28700	Oversupply
1/11/2022 13:24	0:02	SSA2	0.04218	1.22900	Oversupply
1/11/2022 13:25	0:02	SSA3	0.03047	1.22200	Oversupply
1/11/2022 13:26	0:02	SSA2	0.04218	1.19000	Oversupply
1/11/2022 13:27	0:02	SSA3	0.03047	0.81500	Oversupply
1/11/2022 13:28	0:02	SSA2	0.03989	2.05300	Oversupply
1/11/2022 14:48	0:02	SSA2	0.02437	2.53500	Oversupply
1/11/2022 14:50	0:02	SSA2	0.02437	0.38200	Oversupply
1/11/2022 14:52	0:02	SSA3	0.01936	0.02500	Oversupply
1/11/2022 14:52	0:02	SSA2	0.02417	1.40300	Oversupply
1/11/2022 14:54	0:02	SSA3	0.01936	1.23200	Oversupply
1/11/2022 14:54	0:02	SSA2	0.02437	1.39600	Oversupply
1/11/2022 14:56	0:02	SSA3	0.01920	0.89100	Oversupply
1/11/2022 14:56	0:02	SSA2	0.02437	0.94800	Oversupply
1/11/2022 14:58	0:02	SSA3	0.01869	1.51600	Oversupply
1/11/2022 21:34	0:01	KWPII	0.00033	20.72554	Oversupply
1/11/2022 21:39	0:07	KWPII	0.16118	20.81735	Oversupply
1/11/2022 21:48	0:01	KWPII	0.00280	20.83431	Oversupply
1/11/2022 21:50	0:16	KWPII	1.28660	20.86724	Oversupply
1/11/2022 22:18	0:09	KWPII	0.25386	20.82533	Oversupply
1/11/2022 22:41	2:46	KWPII	28.23267	21.00896	Oversupply
1/12/2022 0:07	0:02	AWE	0.00188	19.20000	Oversupply
1/12/2022 0:14	0:01	AWE	0.00024	21.00000	Oversupply
1/12/2022 0:38	0:03	AWE	0.04564	21.00000	Oversupply
1/12/2022 0:42	0:02	AWE	0.00727	21.00000	Oversupply
1/12/2022 0:45	0:06	AWE	0.12432	21.00000	Oversupply
1/12/2022 0:53	0:04	AWE	0.04741	20.10000	Oversupply
1/12/2022 0:58	0:02	AWE	0.01214	19.70000	Oversupply
1/12/2022 1:28	0:07	KWPII	0.30826	15.43737	Oversupply
1/12/2022 9:49	0:02	SSA3	0.00839	1.97400	Oversupply
1/12/2022 9:50	0:02	SSA2	0.00706	1.63000	Oversupply
1/12/2022 9:57	0:02	SSA3	0.00832	2.03600	Oversupply
1/12/2022 9:58	0:02	SSA2	0.00581	1.71300	Oversupply
1/12/2022 9:59	0:02	SSA3	-0.00280	1.11500	Oversupply
1/12/2022 10:00	0:02	SSA2	0.00194	1.26000	Oversupply
1/12/2022 10:41	0:02	SSA3	0.00715	2.44000	Oversupply
1/12/2022 10:42	0:02	SSA2	0.00776	2.15100	Oversupply
1/12/2022 10:43	0:02	SSA3	0.00368	1.86400	Oversupply
1/12/2022 10:44	0:02	SSA2	0.00156	1.99600	Oversupply
1/12/2022 10:45	0:02	SSA3	0.00352	1.07100	Oversupply
1/12/2022 10:46	0:02	SSA2	0.00420	1.44600	Oversupply
1/12/2022 22:36	0:01	KWPII	0.00172	11.81080	Oversupply
1/12/2022 22:43	0:15	KWPII	0.97462	10.68810	Oversupply
1/12/2022 23:48	0:01	AWE	0.00333	0.20000	Oversupply
1/13/2022 2:44	0:01	KWPII	0.00047	0.02794	Oversupply
1/13/2022 8:51	0:01	BS250	Data is not available	Data is not available	Oversupply
1/13/2022 8:51	0:02	SSA2	0.01442	0.11100	Oversupply
1/13/2022 8:51	0:02	SSA3	0.01488	0.03700	Oversupply
1/13/2022 23:08	0:01	KWPII	0.00083	0.04990	Oversupply
1/14/2022 8:38	0:01	KWPII	0.00955	7.63136	Oversupply
1/14/2022 10:26	0:02	SSA3	0.01564	2.72200	Oversupply
1/14/2022 10:27	0:02	SSA2	0.00800	1.11500	Oversupply
1/14/2022 10:28	0:02	SSA3	0.01892	0.09400	Oversupply
1/14/2022 10:29	0:01	BS250	Data is not available	Data is not available	Oversupply
1/14/2022 10:29	0:01	KWPII	0.00120	0.14071	Oversupply
1/14/2022 10:29	0:02	SSA2	-0.00611	-0.00300	Oversupply
1/14/2022 10:30	0:02	SSA3	0.01911	-0.00200	Oversupply
1/14/2022 10:44	0:02	SSA2	0.01856	2.55800	Oversupply
1/14/2022 10:45	0:02	SSA3	0.03335	2.14900	Oversupply
1/14/2022 10:53	0:02	SSA3	0.03390	0.30300	Oversupply
1/14/2022 10:54	0:02	SSA2	0.02714	0.11900	Oversupply
1/14/2022 10:55	0:02	SSA3	0.03307	0.44200	Oversupply
1/14/2022 10:56	0:02	SSA2	0.02714	0.98000	Oversupply
1/14/2022 10:57	0:02	SSA3	0.03335	1.43600	Oversupply



**Maui Curtailment Report**

January 2021

Start Date and Time	Duration (minutes)	IPP Curtailed	Estimated Curtailed MWH	Peak MW Curtailed	Reasons for Curtailment
1/14/2022 10:58	0:02	SSA2	0.03104	0.86100	Oversupply
1/14/2022 10:59	0:07	BS250	Data is not available	Data is not available	Oversupply
1/14/2022 10:59	0:01	KWP11	0.00425	0.69657	Oversupply
1/14/2022 10:59	0:08	SSA3	0.17390	0.07400	Oversupply
1/14/2022 11:00	0:02	AWE	0.00977	14.80000	Oversupply
1/14/2022 11:00	0:06	SSA2	0.14133	0.00300	Oversupply
1/14/2022 11:03	0:03	AWE	0.06832	16.20000	Oversupply
1/14/2022 11:06	0:02	SSA2	0.04776	0.03400	Oversupply
1/14/2022 11:07	0:02	SSA3	0.04905	0.61800	Oversupply
1/14/2022 11:08	0:02	SSA2	0.04698	0.13400	Oversupply
1/14/2022 11:58	0:02	SSA2	0.03090	2.69000	Oversupply
1/14/2022 11:59	0:02	SSA3	0.04451	0.15800	Oversupply
1/14/2022 12:00	0:02	SSA2	0.08690	0.01500	Oversupply
1/14/2022 12:01	0:02	SSA3	0.07132	0.78400	Oversupply
1/14/2022 12:02	0:02	SSA2	0.08618	1.77100	Oversupply
1/14/2022 12:03	0:04	SSA3	0.14383	0.02600	Oversupply
1/14/2022 12:04	0:03	BS250	Data is not available	Data is not available	Oversupply
1/14/2022 12:04	0:01	KWP11	0.00015	3.67846	Oversupply
1/14/2022 12:04	0:04	SSA2	0.17308	0.02900	Oversupply
1/14/2022 12:08	0:02	SSA3	0.07251	-0.00300	Oversupply
1/14/2022 12:08	0:02	SSA2	0.08618	0.00600	Oversupply
1/14/2022 12:09	0:01	BS250	Data is not available	Data is not available	Oversupply
1/14/2022 12:10	0:22	SSA3	0.94394	0.12100	Oversupply
1/14/2022 12:10	0:22	SSA2	0.98153	0.07800	Oversupply
1/14/2022 12:11	0:20	BS250	Data is not available	Data is not available	Oversupply
1/14/2022 12:11	0:21	KWP11	0.64410	4.03473	Oversupply
1/14/2022 12:15	0:05	AWE	0.05097	12.00000	Oversupply
1/14/2022 12:22	0:02	AWE	0.00223	10.40000	Oversupply
1/14/2022 12:25	0:03	AWE	0.02959	9.80000	Oversupply
1/14/2022 12:32	0:02	SSA3	0.05344	0.15700	Oversupply
1/14/2022 12:32	0:02	SSA2	0.05983	0.10400	Oversupply
1/14/2022 12:34	0:02	SSA3	0.05344	1.23600	Oversupply
1/14/2022 12:34	0:02	SSA2	0.06032	0.27200	Oversupply
1/14/2022 12:38	0:02	SSA2	0.05983	2.31300	Oversupply
1/14/2022 12:40	0:02	SSA2	0.05983	0.39600	Oversupply
1/14/2022 12:42	0:02	SSA3	0.05344	0.50400	Oversupply
1/14/2022 12:42	0:02	SSA2	0.05933	0.31400	Oversupply
1/14/2022 12:44	0:02	SSA3	0.03340	0.29900	Oversupply
1/14/2022 12:44	0:02	SSA2	0.00361	0.63400	Oversupply
1/14/2022 12:46	0:02	SSA3	0.00677	0.99800	Oversupply
1/15/2022 10:33	0:02	SSA2	0.01938	2.04200	Oversupply
1/15/2022 10:35	0:02	SSA2	0.01954	2.06400	Oversupply
1/15/2022 10:35	0:02	SSA3	0.02849	2.45000	Oversupply
1/15/2022 10:37	0:02	SSA2	0.01938	0.19400	Oversupply
1/15/2022 10:37	0:02	SSA3	0.02849	0.11200	Oversupply
1/15/2022 10:39	0:02	SSA2	0.01922	1.21500	Oversupply
1/15/2022 10:39	0:02	SSA3	0.02849	1.10900	Oversupply
1/15/2022 10:41	0:02	SSA2	0.01954	1.64500	Oversupply
1/15/2022 10:41	0:02	SSA3	0.02849	1.42800	Oversupply
1/15/2022 10:43	0:02	SSA2	0.02684	1.33300	Oversupply
1/15/2022 10:43	0:02	SSA3	0.03827	1.77300	Oversupply
1/15/2022 10:45	0:02	SSA2	0.04213	1.54000	Oversupply
1/15/2022 10:45	0:02	SSA3	0.04715	1.57400	Oversupply
1/15/2022 10:47	0:02	SSA2	0.04248	1.62200	Oversupply
1/15/2022 10:47	0:02	SSA3	0.04754	2.03000	Oversupply
1/15/2022 10:49	0:02	SSA2	0.04178	1.63000	Oversupply
1/15/2022 10:49	0:02	SSA3	0.04754	1.93700	Oversupply
1/15/2022 10:51	0:02	SSA2	0.04213	1.04200	Oversupply
1/15/2022 10:52	0:02	SSA3	0.04715	0.94700	Oversupply
1/15/2022 10:53	0:02	SSA2	0.04178	1.32400	Oversupply
1/15/2022 10:54	0:02	SSA3	0.04715	1.58200	Oversupply
1/15/2022 10:55	0:02	SSA2	0.04213	0.97400	Oversupply
1/15/2022 10:56	0:02	SSA3	0.04715	0.95300	Oversupply
1/15/2022 10:57	0:02	SSA2	0.04213	0.76300	Oversupply
1/15/2022 10:58	0:02	SSA3	0.04604	0.69600	Oversupply
1/15/2022 10:59	0:02	SSA2	0.01012	0.39700	Oversupply
1/15/2022 11:00	0:02	SSA3	0.01416	0.62900	Oversupply
1/15/2022 11:01	0:02	SSA2	0.01263	0.80000	Oversupply
1/15/2022 11:02	0:02	SSA3	0.01416	0.88400	Oversupply
1/15/2022 11:03	0:02	SSA2	0.01274	1.33900	Oversupply
1/15/2022 11:04	0:02	SSA3	0.01416	1.59200	Oversupply
1/15/2022 14:00	0:01	KWP11	0.00040	0.02395	Oversupply



Maui Curtailment Report

January 2021

Start Date and Time	Duration (minutes)	IPP Curtailed	Estimated Curtailed MWH	Peak MW Curtailed	Reasons for Curtailment
1/15/2022 14:55	0:02	SSA2	0.01917	1.74200	Oversupply
1/15/2022 14:56	0:02	SSA3	0.02360	0.04500	Oversupply
1/15/2022 14:57	0:02	SSA2	0.01901	0.13200	Oversupply
1/15/2022 14:58	0:02	SSA3	0.02329	0.47200	Oversupply
1/15/2022 14:59	0:02	SSA2	0.00743	0.58000	Oversupply
1/15/2022 15:00	0:02	SSA3	0.00684	1.14700	Oversupply
1/15/2022 15:01	0:02	SSA2	-0.00101	1.44500	Oversupply
1/15/2022 22:04	0:01	KWP/II	0.00013	0.00798	Oversupply
1/15/2022 23:17	0:01	KWP/II	0.00033	0.01996	Oversupply
1/15/2022 23:25	0:01	KWP/II	0.00138	0.08283	Oversupply
1/17/2022 18:42	0:01	KWP/II	0.00003	0.00200	Oversupply
1/18/2022 12:15	0:02	SSA3	0.02866	2.74800	Oversupply
1/18/2022 12:19	0:02	SSA3	0.02889	2.08200	Oversupply
1/18/2022 12:21	0:02	SSA3	0.02842	2.71500	Oversupply
1/18/2022 12:23	0:02	SSA3	0.02866	2.08600	Oversupply
1/18/2022 12:25	0:02	SSA3	0.02889	1.44800	Oversupply
1/18/2022 12:29	0:02	SSA3	0.02027	2.72200	Oversupply
1/18/2022 12:31	0:02	SSA3	0.01925	1.68700	Oversupply
1/18/2022 12:33	0:02	SSA3	0.01909	1.82200	Oversupply
1/18/2022 12:35	0:02	SSA3	0.01941	2.30900	Oversupply
1/18/2022 12:37	0:02	SSA3	0.01925	1.87500	Oversupply
1/18/2022 18:54	0:01	KWP/II	0.00042	0.02495	Oversupply
1/19/2022 9:41	0:02	SSA2	0.00741	1.17000	Oversupply
1/19/2022 9:43	0:02	SSA3	0.02002	0.01800	Oversupply
1/19/2022 9:43	0:02	SSA2	0.02031	0.23900	Oversupply
1/19/2022 9:45	0:02	SSA3	0.05764	1.73300	Oversupply
1/19/2022 9:45	0:02	SSA2	0.04424	0.48300	Oversupply
1/19/2022 9:47	0:02	SSA3	0.05717	0.07600	Oversupply
1/19/2022 9:47	0:02	SSA2	0.04387	0.46400	Oversupply
1/19/2022 9:49	0:02	SSA3	0.05669	0.33900	Oversupply
1/19/2022 9:49	0:02	SSA2	0.04424	0.24700	Oversupply
1/19/2022 9:50	0:15	BS250	Data is not available	Data is not available	Oversupply
1/19/2022 9:51	0:02	AWE	0.00674	11.30000	Oversupply
1/19/2022 9:51	0:14	SSA3	0.35773	0.00600	Oversupply
1/19/2022 9:51	0:14	SSA2	0.24815	0.00600	Oversupply
1/19/2022 9:54	0:12	AWE	0.24971	12.70000	Oversupply
1/19/2022 10:40	0:02	SSA3	0.00901	2.40300	Oversupply
1/19/2022 10:42	0:02	SSA3	0.00908	0.21600	Oversupply
1/19/2022 10:42	0:02	SSA2	0.00944	0.22500	Oversupply
1/19/2022 10:46	0:02	SSA2	0.02553	1.45000	Oversupply
1/19/2022 10:48	0:02	SSA3	0.02511	2.44500	Oversupply
1/19/2022 10:48	0:02	SSA2	0.02553	2.47100	Oversupply
1/19/2022 10:50	0:02	SSA3	0.02511	2.09000	Oversupply
1/19/2022 10:52	0:02	SSA3	0.02532	2.16000	Oversupply
1/19/2022 10:52	0:02	SSA2	0.02553	0.17200	Oversupply
1/19/2022 10:54	0:02	SSA3	0.02511	0.67700	Oversupply
1/19/2022 10:54	0:02	SSA2	0.02574	0.96500	Oversupply
1/19/2022 10:56	0:02	SSA3	0.02511	1.34200	Oversupply
1/19/2022 10:56	0:02	SSA2	0.02553	1.69300	Oversupply
1/19/2022 10:58	0:02	SSA3	0.02366	2.46900	Oversupply
1/19/2022 10:58	0:02	SSA2	0.02719	1.98200	Oversupply
1/19/2022 11:00	0:02	SSA3	0.01488	2.46000	Oversupply
1/19/2022 11:12	0:02	SSA3	0.01488	2.59000	Oversupply
1/19/2022 11:12	0:02	SSA2	0.01221	1.65200	Oversupply
1/19/2022 11:14	0:02	SSA3	0.02217	0.99100	Oversupply
1/19/2022 11:14	0:02	SSA2	-0.00468	2.09200	Oversupply
1/19/2022 11:16	0:02	SSA3	0.02787	2.01400	Oversupply
1/19/2022 11:16	0:02	SSA2	0.03153	1.94300	Oversupply
1/19/2022 11:18	0:02	SSA3	0.02764	1.70400	Oversupply
1/19/2022 11:18	0:02	SSA2	0.03127	1.85300	Oversupply
1/19/2022 11:20	0:02	SSA3	0.02787	1.89400	Oversupply
1/19/2022 11:20	0:02	SSA2	0.03127	1.15800	Oversupply
1/19/2022 11:22	0:02	SSA3	0.02764	1.76800	Oversupply
1/19/2022 11:22	0:02	SSA2	0.03153	1.70700	Oversupply
1/19/2022 11:24	0:02	SSA3	0.02764	2.30200	Oversupply
1/19/2022 11:24	0:02	SSA2	0.03153	1.88400	Oversupply
1/19/2022 11:28	0:02	SSA3	0.03901	1.05800	Oversupply
1/19/2022 11:28	0:02	SSA2	0.04453	1.90900	Oversupply
1/19/2022 11:30	0:02	SSA3	0.07664	1.42000	Oversupply
1/19/2022 11:30	0:02	SSA2	0.07479	1.94100	Oversupply
1/19/2022 11:32	0:02	SSA3	0.07358	1.31300	Oversupply
1/19/2022 11:32	0:02	SSA2	0.07356	1.03800	Oversupply



**Maui Curtailment Report**

January 2021

Start Date and Time	Duration (minutes)	IPP Curtailed	Estimated Curtailed MWH	Peak MW Curtailed	Reasons for Curtailment
1/19/2022 11:34	0:02	SSA3	0.07358	0.98100	Oversupply
1/19/2022 11:34	0:02	SSA2	0.07417	1.15900	Oversupply
1/19/2022 11:36	0:02	SSA3	0.07419	0.30100	Oversupply
1/19/2022 11:36	0:02	SSA2	0.07417	0.57900	Oversupply
1/19/2022 11:38	0:01	BS250	Data is not available	Data is not available	Oversupply
1/19/2022 11:38	0:02	SSA3	0.07419	0.21500	Oversupply
1/19/2022 11:38	0:02	SSA2	0.07417	0.24600	Oversupply
1/19/2022 11:40	0:02	SSA3	0.07419	0.01600	Oversupply
1/19/2022 11:40	0:02	SSA2	0.07417	0.00500	Oversupply
1/19/2022 11:41	0:01	BS250	Data is not available	Data is not available	Oversupply
1/19/2022 11:41	0:01	AWE	0.00440	14.20000	Oversupply
1/19/2022 11:42	0:02	SSA3	0.07419	0.10600	Oversupply
1/19/2022 11:42	0:02	SSA2	0.07356	-0.00300	Oversupply
1/19/2022 11:44	0:02	BS250	Data is not available	Data is not available	Oversupply
1/19/2022 11:44	0:02	SSA3	0.06745	0.03500	Oversupply
1/19/2022 11:44	0:02	SSA2	0.06122	-0.00300	Oversupply
1/19/2022 11:46	0:02	SSA3	0.06731	0.00200	Oversupply
1/19/2022 11:46	0:02	SSA2	0.06233	0.00600	Oversupply
1/19/2022 11:47	0:01	AWE	0.00576	15.60000	Oversupply
1/19/2022 11:48	0:02	SSA3	0.06787	0.10100	Oversupply
1/19/2022 11:48	0:02	SSA2	0.06337	0.58200	Oversupply
1/19/2022 11:50	0:02	SSA3	0.06787	0.10800	Oversupply
1/19/2022 11:50	0:02	SSA2	0.06389	1.14700	Oversupply
1/19/2022 11:52	0:02	SSA3	0.06843	0.45700	Oversupply
1/19/2022 11:52	0:02	SSA2	0.06233	1.29200	Oversupply
1/19/2022 11:54	0:02	SSA3	0.06787	1.20800	Oversupply
1/19/2022 11:54	0:02	SSA2	0.06285	1.19600	Oversupply
1/19/2022 11:56	0:02	SSA3	0.06787	1.20700	Oversupply
1/19/2022 11:56	0:02	SSA2	0.06285	1.32400	Oversupply
1/19/2022 11:58	0:02	SSA3	0.05880	1.74000	Oversupply
1/19/2022 11:58	0:02	SSA2	0.05445	1.88200	Oversupply
1/19/2022 12:00	0:02	SSA3	0.04581	1.82900	Oversupply
1/19/2022 12:00	0:02	SSA2	0.04403	1.35600	Oversupply
1/19/2022 12:02	0:02	SSA3	0.04619	0.39000	Oversupply
1/19/2022 12:02	0:02	SSA2	0.04439	1.26200	Oversupply
1/19/2022 12:04	0:02	SSA3	0.04581	1.52500	Oversupply
1/19/2022 12:04	0:02	SSA2	0.04403	1.82000	Oversupply
1/19/2022 12:06	0:02	SSA3	0.04619	1.36500	Oversupply
1/19/2022 12:06	0:02	SSA2	0.04403	1.61600	Oversupply
1/19/2022 12:08	0:02	SSA3	0.04581	1.75900	Oversupply
1/19/2022 12:08	0:02	SSA2	0.04403	1.92900	Oversupply
1/19/2022 12:10	0:02	SSA3	0.04581	1.95500	Oversupply
1/19/2022 12:11	0:02	SSA2	0.04403	1.99200	Oversupply
1/19/2022 12:12	0:02	SSA3	0.04543	1.18800	Oversupply
1/19/2022 12:13	0:02	SSA2	0.04459	1.00500	Oversupply
1/19/2022 12:14	0:02	SSA3	0.08221	0.86300	Oversupply
1/19/2022 12:15	0:02	SSA2	0.07764	0.91300	Oversupply
1/19/2022 12:16	0:02	SSA3	0.08432	0.61700	Oversupply
1/19/2022 12:17	0:02	SSA2	0.07764	0.76900	Oversupply
1/19/2022 12:18	0:02	SSA3	0.08501	0.08300	Oversupply
1/19/2022 12:19	0:02	SSA2	0.07764	0.37600	Oversupply
1/19/2022 12:21	0:02	SSA3	0.08362	0.12200	Oversupply
1/19/2022 12:21	0:02	SSA2	0.07764	0.68100	Oversupply
1/19/2022 12:23	0:02	SSA3	0.08501	0.12400	Oversupply
1/19/2022 12:23	0:02	SSA2	0.07764	1.80600	Oversupply
1/19/2022 12:25	0:02	SSA3	0.08432	0.73000	Oversupply
1/19/2022 12:25	0:02	SSA2	0.07764	0.74800	Oversupply
1/19/2022 12:27	0:02	AWE	0.00406	14.60000	Oversupply
1/19/2022 12:27	0:02	SSA3	0.08362	0.20700	Oversupply
1/19/2022 12:27	0:02	SSA2	0.07700	0.09000	Oversupply
1/19/2022 12:29	0:02	SSA3	0.07436	0.36500	Oversupply
1/19/2022 12:29	0:02	SSA2	0.07151	0.10200	Oversupply
1/19/2022 12:31	0:02	SSA3	0.06744	0.17200	Oversupply
1/19/2022 12:31	0:02	SSA2	0.06633	0.28100	Oversupply
1/19/2022 12:33	0:01	AWE	0.00006	14.80000	Oversupply
1/19/2022 12:33	0:02	SSA3	0.06689	0.03500	Oversupply
1/19/2022 12:33	0:02	SSA2	0.06744	0.00900	Oversupply
1/19/2022 12:35	0:02	BS250	Data is not available	Data is not available	Oversupply
1/19/2022 12:35	0:02	SSA3	0.06633	0.37000	Oversupply
1/19/2022 12:35	0:02	SSA2	0.06689	0.19000	Oversupply
1/19/2022 12:37	0:01	AWE	0.00189	14.70000	Oversupply
1/19/2022 12:37	0:02	SSA3	0.06689	0.05700	Oversupply



**Maui Curtailment Report**

January 2021

Start Date and Time	Duration (minutes)	IPP Curtailed	Estimated Curtailed MWH	Peak MW Curtailed	Reasons for Curtailment
1/19/2022 12:37	0:02	SSA2	0.06689	0.02600	Oversupply
1/19/2022 12:39	0:02	SSA3	0.06689	0.86500	Oversupply
1/19/2022 12:39	0:02	SSA2	0.06689	0.89500	Oversupply
1/19/2022 12:41	0:02	SSA3	0.06689	1.76700	Oversupply
1/19/2022 12:41	0:02	SSA2	0.06633	1.88300	Oversupply
1/19/2022 12:43	0:02	SSA3	0.06762	1.49400	Oversupply
1/19/2022 12:43	0:02	SSA2	0.06822	1.90500	Oversupply
1/19/2022 12:45	0:02	SSA3	0.07495	2.40300	Oversupply
1/19/2022 12:45	0:02	SSA2	0.07700	2.35200	Oversupply
1/19/2022 12:47	0:02	SSA3	0.07495	1.10900	Oversupply
1/19/2022 12:47	0:02	SSA2	0.07764	0.10200	Oversupply
1/19/2022 12:49	0:02	SSA3	0.07495	0.91400	Oversupply
1/19/2022 12:49	0:02	SSA2	0.07764	1.07800	Oversupply
1/19/2022 12:51	0:02	SSA3	0.07495	1.26100	Oversupply
1/19/2022 12:51	0:02	SSA2	0.07764	0.69100	Oversupply
1/19/2022 12:52	0:01	BS250	Data is not available	Data is not available	Oversupply
1/19/2022 12:53	0:02	SSA3	0.07495	0.03300	Oversupply
1/19/2022 12:53	0:02	SSA2	0.07700	0.03300	Oversupply
1/19/2022 12:55	0:02	SSA3	0.07557	0.12100	Oversupply
1/19/2022 12:55	0:02	SSA2	0.07764	0.12000	Oversupply
1/19/2022 12:57	0:02	SSA3	0.07495	0.11300	Oversupply
1/19/2022 12:57	0:02	SSA2	0.07764	0.11700	Oversupply
1/19/2022 12:59	0:02	SSA3	0.07673	0.49600	Oversupply
1/19/2022 12:59	0:02	SSA2	0.07344	0.45600	Oversupply
1/19/2022 13:01	0:02	SSA2	0.07226	0.28900	Oversupply
1/19/2022 13:01	0:02	SSA3	0.07541	0.50500	Oversupply
1/19/2022 13:03	0:02	SSA2	0.07167	1.39000	Oversupply
1/19/2022 13:03	0:02	SSA3	0.07541	1.31700	Oversupply
1/19/2022 13:05	0:02	SSA2	0.07286	0.57200	Oversupply
1/19/2022 13:05	0:02	SSA3	0.07541	0.70200	Oversupply
1/19/2022 13:07	0:02	SSA2	0.07167	0.59400	Oversupply
1/19/2022 13:07	0:02	SSA3	0.07541	0.43600	Oversupply
1/19/2022 13:09	0:02	SSA2	0.07226	1.02400	Oversupply
1/19/2022 13:09	0:02	SSA3	0.07541	1.08600	Oversupply
1/19/2022 13:10	0:01	BS250	Data is not available	Data is not available	Oversupply
1/19/2022 13:11	0:02	SSA2	0.07226	0.03300	Oversupply
1/19/2022 13:11	0:02	SSA3	0.07541	0.00500	Oversupply
1/19/2022 13:13	0:02	SSA2	0.06533	0.37500	Oversupply
1/19/2022 13:13	0:02	SSA3	0.07301	0.12600	Oversupply
1/19/2022 13:15	0:02	SSA2	0.04000	0.53600	Oversupply
1/19/2022 13:15	0:02	SSA3	0.02868	0.13100	Oversupply
1/19/2022 13:17	0:02	SSA2	0.03967	0.78400	Oversupply
1/19/2022 13:17	0:02	SSA3	0.02964	0.50800	Oversupply
1/19/2022 13:19	0:02	SSA2	0.04000	1.67900	Oversupply
1/19/2022 13:19	0:02	SSA3	0.02916	0.10300	Oversupply
1/19/2022 13:21	0:02	SSA2	0.04000	2.28600	Oversupply
1/19/2022 13:21	0:02	SSA3	0.02892	1.21000	Oversupply
1/19/2022 13:23	0:02	SSA2	0.03967	1.12100	Oversupply
1/19/2022 13:23	0:02	SSA3	0.02916	0.85000	Oversupply
1/19/2022 13:27	0:02	SSA2	0.03967	2.43300	Oversupply
1/19/2022 13:27	0:02	SSA3	0.02868	0.77500	Oversupply
1/19/2022 13:33	0:02	SSA2	0.00233	2.84300	Oversupply
1/19/2022 13:47	0:02	SSA2	0.03041	2.86000	Oversupply
1/19/2022 13:47	0:02	SSA3	0.03596	2.77900	Oversupply
1/19/2022 13:49	0:02	SSA2	0.03066	1.84000	Oversupply
1/19/2022 13:49	0:02	SSA3	0.03596	0.99900	Oversupply
1/19/2022 13:51	0:02	SSA2	0.03041	1.90800	Oversupply
1/19/2022 13:51	0:02	SSA3	0.03596	2.17300	Oversupply
1/19/2022 13:53	0:02	SSA2	0.03066	1.70300	Oversupply
1/19/2022 13:53	0:02	SSA3	0.03596	1.89800	Oversupply
1/19/2022 13:55	0:02	SSA2	0.03066	1.83200	Oversupply
1/19/2022 13:55	0:02	SSA3	0.03596	1.42200	Oversupply
1/19/2022 13:57	0:02	SSA2	0.03041	1.48300	Oversupply
1/19/2022 13:57	0:02	SSA3	0.03596	1.44900	Oversupply
1/19/2022 13:59	0:02	SSA2	0.02839	1.23700	Oversupply
1/19/2022 13:59	0:02	SSA3	0.02974	1.22900	Oversupply
1/19/2022 14:01	0:02	SSA2	0.02475	1.29300	Oversupply
1/19/2022 14:01	0:02	SSA3	0.02549	1.05000	Oversupply
1/19/2022 14:03	0:02	SSA2	0.02475	1.77100	Oversupply
1/19/2022 14:03	0:02	SSA3	0.02549	1.41500	Oversupply
1/19/2022 14:05	0:02	SSA2	0.02475	0.83600	Oversupply
1/19/2022 14:05	0:02	SSA3	0.02570	0.72400	Oversupply



**Maui Curtailment Report**

January 2021

Start Date and Time	Duration (minutes)	IPP Curtailed	Estimated Curtailed MWH	Peak MW Curtailed	Reasons for Curtailment
1/19/2022 14:07	0:02	SSA2	0.02455	1.89600	Oversupply
1/19/2022 14:07	0:02	SSA3	0.02528	1.95400	Oversupply
1/20/2022 3:35	0:01	AWE	0.00167	0.10000	Oversupply
1/20/2022 11:54	0:02	SSA3	0.09243	0.00000	Oversupply
1/20/2022 11:54	0:02	SSA2	0.08627	-0.00300	Oversupply
1/20/2022 11:56	0:02	SSA3	0.09243	0.00000	Oversupply
1/20/2022 11:56	0:04	SSA2	0.17073	0.02600	Oversupply
1/20/2022 11:57	0:02	BS250	Data is not available	Data is not available	Oversupply
1/20/2022 11:57	0:01	KWP11	0.00208	0.72452	Oversupply
1/20/2022 11:58	0:02	SSA3	0.09217	0.00000	Oversupply
1/20/2022 12:00	0:02	BS250	Data is not available	Data is not available	Oversupply
1/20/2022 12:00	0:02	SSA3	0.06257	0.00000	Oversupply
1/20/2022 12:00	0:02	SSA2	0.08568	-0.00100	Oversupply
1/20/2022 12:01	0:01	AWE	0.01201	4.70000	Oversupply
1/20/2022 12:02	0:02	SSA3	0.06309	0.00000	Oversupply
1/20/2022 12:02	0:02	SSA2	0.08497	0.11800	Oversupply
1/20/2022 12:04	0:02	SSA3	0.06257	0.00000	Oversupply
1/20/2022 12:04	0:02	SSA2	0.08638	0.73900	Oversupply
1/20/2022 12:06	0:02	SSA3	0.06309	0.00000	Oversupply
1/20/2022 12:06	0:02	SSA2	0.08568	0.34400	Oversupply
1/20/2022 12:07	0:08	BS250	Data is not available	Data is not available	Oversupply
1/20/2022 12:08	0:08	AWE	0.20017	3.70000	Oversupply
1/20/2022 12:08	0:08	SSA3	0.24976	0.00000	Oversupply
1/20/2022 12:08	0:08	SSA2	0.34640	0.00600	Oversupply
1/20/2022 12:16	0:02	SSA3	0.05121	0.00000	Oversupply
1/20/2022 12:16	0:02	SSA2	0.09291	0.12600	Oversupply
1/20/2022 12:18	0:02	SSA3	0.05079	0.00000	Oversupply
1/20/2022 12:18	0:02	SSA2	0.09291	0.11900	Oversupply
1/20/2022 12:19	0:28	BS250	Data is not available	Data is not available	Oversupply
1/20/2022 12:20	0:27	AWE	0.86686	5.90000	Oversupply
1/20/2022 12:20	0:28	SSA3	0.65426	0.00000	Oversupply
1/20/2022 12:20	0:26	SSA2	1.17749	0.00200	Oversupply
1/20/2022 12:31	0:02	5A	Data is not available	Data is not available	Oversupply
1/20/2022 12:31	0:02	MS	Data is not available	Data is not available	Oversupply
1/20/2022 12:35	0:11	5A	Data is not available	Data is not available	Oversupply
1/20/2022 12:35	0:11	MS	Data is not available	Data is not available	Oversupply
1/20/2022 12:39	0:08	KWP	0.01067	0.08000	Oversupply
1/20/2022 12:47	0:02	SSA2	0.04786	-0.00100	Oversupply
1/20/2022 12:52	0:02	SSA3	0.03559	0.00000	Oversupply
1/20/2022 12:53	0:02	SSA2	0.04786	1.94800	Oversupply
1/20/2022 12:54	0:02	SSA3	0.03559	0.00000	Oversupply
1/20/2022 12:55	0:02	SSA2	0.04786	2.47800	Oversupply
1/20/2022 12:56	0:02	SSA3	0.03559	0.00000	Oversupply
1/20/2022 12:57	0:02	SSA2	0.04786	2.15200	Oversupply
1/21/2022 12:39	0:02	SSA2	0.03700	1.90800	Oversupply
1/21/2022 12:41	0:02	SSA2	0.03731	1.92000	Oversupply
1/21/2022 12:41	0:02	SSA3	0.01117	1.84000	Oversupply
1/21/2022 12:43	0:02	SSA2	0.03746	1.79200	Oversupply
1/21/2022 12:43	0:02	SSA3	0.02191	2.92100	Oversupply
1/21/2022 12:45	0:02	SSA2	0.04672	1.83700	Oversupply
1/21/2022 12:45	0:02	SSA3	0.04510	2.83900	Oversupply
1/21/2022 12:47	0:02	SSA2	0.04672	1.95500	Oversupply
1/21/2022 12:47	0:02	SSA3	0.04547	2.04500	Oversupply
1/21/2022 12:49	0:02	SSA2	0.04672	1.95100	Oversupply
1/21/2022 12:49	0:02	SSA3	0.04510	2.08900	Oversupply
1/21/2022 12:51	0:02	SSA2	0.04672	1.98300	Oversupply
1/21/2022 12:51	0:02	SSA3	0.04510	2.30000	Oversupply
1/21/2022 12:53	0:02	SSA2	0.04672	1.51300	Oversupply
1/21/2022 12:53	0:02	SSA3	0.04510	1.06600	Oversupply
1/21/2022 12:55	0:02	SSA2	0.04672	1.10200	Oversupply
1/21/2022 12:55	0:02	SSA3	0.04510	0.29700	Oversupply
1/21/2022 12:57	0:02	SSA2	0.04633	1.84200	Oversupply
1/21/2022 12:57	0:02	SSA3	0.04510	0.28600	Oversupply
1/21/2022 12:59	0:02	SSA2	0.05132	0.25000	Oversupply
1/21/2022 12:59	0:02	SSA3	0.03878	1.88400	Oversupply
1/21/2022 13:01	0:02	SSA2	0.04302	1.07800	Oversupply
1/21/2022 13:01	0:02	SSA3	0.03577	2.18500	Oversupply
1/21/2022 13:03	0:02	SSA2	0.04302	0.36100	Oversupply
1/21/2022 13:03	0:02	SSA3	0.03577	1.95000	Oversupply
1/21/2022 13:05	0:02	SSA2	0.04302	0.80300	Oversupply
1/21/2022 13:05	0:02	SSA3	0.03577	0.22600	Oversupply
1/21/2022 13:07	0:02	SSA2	0.04302	0.52500	Oversupply





**Maui Curtailment Report**

January 2021

Start Date and Time	Duration (minutes)	IPP Curtailed	Estimated Curtailed MWH	Peak MW Curtailed	Reasons for Curtailment
1/21/2022 13:09	0:02	SSA2	0.04266	1.49100	Oversupply
1/21/2022 13:09	0:02	SSA3	0.03548	1.79500	Oversupply
1/21/2022 13:11	0:02	SSA2	0.04302	1.98600	Oversupply
1/21/2022 13:11	0:02	SSA3	0.03607	0.86700	Oversupply
1/21/2022 13:15	0:02	SSA2	0.03596	1.96300	Oversupply
1/21/2022 13:17	0:02	SSA3	0.00218	2.88500	Oversupply
1/21/2022 13:19	0:02	SSA2	0.03626	1.82800	Oversupply
1/21/2022 13:19	0:02	SSA3	0.00218	2.82900	Oversupply
1/21/2022 13:31	0:02	SSA2	0.03167	2.02500	Oversupply
1/21/2022 13:36	0:02	SSA3	0.00472	2.85100	Oversupply
1/22/2022 0:12	0:02	KWP11	0.00044	18.04403	Oversupply
1/22/2022 0:35	5:13	KWP11	37.80409	18.05501	Oversupply
1/22/2022 8:51	0:01	AWE	0.00333	0.20000	Oversupply
1/22/2022 8:59	0:01	AWE	0.00333	0.20000	Oversupply
1/22/2022 9:02	0:01	AWE	0.00167	0.10000	Oversupply
1/22/2022 9:14	0:01	AWE	0.00500	0.30000	Oversupply
1/22/2022 9:24	0:02	SSA3	0.01229	0.20200	Oversupply
1/22/2022 9:25	0:02	SSA2	0.02218	0.78900	Oversupply
1/22/2022 9:26	0:02	SSA3	0.01229	0.28700	Oversupply
1/22/2022 9:28	0:02	SSA3	0.01412	1.72600	Oversupply
1/22/2022 9:32	0:01	AWE	0.00500	0.30000	Oversupply
1/22/2022 9:34	0:02	SSA3	0.03092	1.80200	Oversupply
1/22/2022 9:37	0:02	SSA2	0.03505	0.75800	Oversupply
1/22/2022 9:38	0:02	SSA3	0.03118	0.09500	Oversupply
1/22/2022 9:39	0:02	SSA2	0.03534	0.60200	Oversupply
1/22/2022 9:40	0:02	SSA3	0.03067	0.40600	Oversupply
1/22/2022 9:41	0:02	SSA2	0.03534	0.06700	Oversupply
1/22/2022 9:42	0:02	SSA3	0.03092	0.31700	Oversupply
1/22/2022 9:43	0:01	BS250	Data is not available	Data is not available	Oversupply
1/22/2022 9:43	0:02	SSA2	0.03881	0.51800	Oversupply
1/22/2022 9:44	3:10	KWP11	23.38649	16.67783	Oversupply
1/22/2022 9:44	3:10	SSA3	7.83821	0.00700	Oversupply
1/22/2022 9:45	3:08	BS250	Data is not available	Data is not available	Oversupply
1/22/2022 9:45	3:09	SSA2	7.70321	-0.00200	Oversupply
1/22/2022 10:06	0:01	AWE	0.00615	14.50000	Oversupply
1/22/2022 10:18	0:01	AWE	0.00406	13.20000	Oversupply
1/22/2022 10:20	0:01	AWE	0.01138	12.90000	Oversupply
1/22/2022 10:31	0:02	AWE	0.01587	14.40000	Oversupply
1/22/2022 10:37	0:02	AWE	0.00567	15.60000	Oversupply
1/22/2022 10:40	0:01	AWE	0.00519	16.40000	Oversupply
1/22/2022 10:49	0:01	AWE	0.00346	16.40000	Oversupply
1/22/2022 11:04	0:03	AWE	0.03538	15.60000	Oversupply
1/22/2022 11:09	0:01	AWE	0.01056	12.40000	Oversupply
1/22/2022 11:11	0:05	AWE	0.11894	14.10000	Oversupply
1/22/2022 11:17	0:05	AWE	0.24157	16.30000	Oversupply
1/22/2022 11:26	0:01	AWE	0.00171	13.10000	Oversupply
1/22/2022 11:29	0:08	AWE	0.42409	16.00000	Oversupply
1/22/2022 11:38	0:07	AWE	0.22248	17.70000	Oversupply
1/22/2022 11:47	0:31	AWE	1.18040	15.80000	Oversupply
1/22/2022 12:19	0:08	AWE	0.14765	12.70000	Oversupply
1/22/2022 12:30	0:04	AWE	0.02469	12.50000	Oversupply
1/22/2022 12:35	0:03	AWE	0.01563	12.90000	Oversupply
1/22/2022 12:39	0:01	AWE	0.00170	11.80000	Oversupply
1/22/2022 12:44	0:01	AWE	0.00404	13.90000	Oversupply
1/22/2022 12:46	0:01	AWE	0.00703	14.70000	Oversupply
1/22/2022 12:53	0:02	SSA3	0.05672	-0.00400	Oversupply
1/22/2022 12:55	0:02	SSA3	0.05672	-0.00400	Oversupply
1/22/2022 12:56	0:02	SSA2	0.08172	0.06500	Oversupply
1/22/2022 12:57	0:02	BS250	Data is not available	Data is not available	Oversupply
1/22/2022 12:57	0:02	KWP11	0.10608	9.89273	Oversupply
1/22/2022 12:58	0:02	SSA3	0.05670	0.00100	Oversupply
1/22/2022 12:58	0:02	SSA2	0.08232	0.00700	Oversupply
1/22/2022 13:00	0:02	SSA3	0.03622	0.08900	Oversupply
1/22/2022 13:00	0:02	SSA2	0.08186	-0.00300	Oversupply
1/22/2022 13:01	0:10	BS250	Data is not available	Data is not available	Oversupply
1/22/2022 13:01	0:19	KWP11	0.55399	13.90152	Oversupply
1/22/2022 13:02	0:08	SSA3	0.14608	0.00800	Oversupply
1/22/2022 13:02	0:18	SSA2	0.69975	-0.00300	Oversupply
1/22/2022 13:10	0:02	SSA3	0.03652	0.00500	Oversupply
1/22/2022 13:12	0:08	BS250	Data is not available	Data is not available	Oversupply
1/22/2022 13:12	0:10	SSA3	0.28198	-0.00400	Oversupply
1/22/2022 13:21	0:02	SSA2	0.06975	0.05800	Oversupply



**Maui Curtailment Report**

January 2021

Start Date and Time	Duration (minutes)	IPP Curtailed	Estimated Curtailed MWH	Peak MW Curtailed	Reasons for Curtailment
1/22/2022 13:22	0:02	SSA3	0.07292	0.05200	Oversupply
1/22/2022 13:23	0:02	SSA2	0.06975	0.41300	Oversupply
1/22/2022 13:24	0:02	SSA3	0.07292	2.14100	Oversupply
1/22/2022 13:25	0:02	SSA2	0.06918	0.69500	Oversupply
1/22/2022 13:26	0:02	SSA3	0.07232	2.40600	Oversupply
1/22/2022 13:27	0:03	BS250	Data is not available	Data is not available	Oversupply
1/22/2022 13:27	0:02	SSA2	0.06975	0.44600	Oversupply
1/22/2022 13:28	0:03	KWPPII	0.03391	12.84169	Oversupply
1/22/2022 13:28	0:04	SSA3	0.15452	0.02500	Oversupply
1/22/2022 13:29	0:02	SSA2	0.07211	-0.00300	Oversupply
1/22/2022 13:31	0:02	SSA2	0.07917	-0.00300	Oversupply
1/22/2022 13:32	0:02	SSA3	0.07970	-0.00400	Oversupply
1/22/2022 13:33	0:02	SSA2	0.07917	-0.00300	Oversupply
1/22/2022 13:34	0:01	KWPPII	0.00808	12.08923	Oversupply
1/22/2022 13:34	0:02	SSA3	0.07904	0.31000	Oversupply
1/22/2022 13:35	0:02	SSA2	0.07917	0.03000	Oversupply
1/22/2022 13:36	0:01	BS250	Data is not available	Data is not available	Oversupply
1/22/2022 13:36	0:04	KWPPII	0.12619	14.23084	Oversupply
1/22/2022 13:36	0:04	SSA3	0.15939	0.22200	Oversupply
1/22/2022 13:37	0:04	SSA2	0.15768	0.00400	Oversupply
1/22/2022 13:38	0:02	BS250	Data is not available	Data is not available	Oversupply
1/22/2022 13:40	0:02	SSA3	0.07970	-0.00400	Oversupply
1/22/2022 13:41	0:02	SSA2	0.07917	-0.00300	Oversupply
1/22/2022 13:46	0:02	SSA3	0.01587	2.32900	Oversupply
1/22/2022 13:47	0:02	SSA2	0.03506	0.13100	Oversupply
1/22/2022 13:50	0:02	SSA3	0.01587	1.43600	Oversupply
1/22/2022 13:52	0:02	SSA3	0.01587	1.02700	Oversupply
1/22/2022 13:54	0:02	SSA3	0.01587	1.02700	Oversupply
1/22/2022 13:57	0:02	SSA2	0.03477	1.64600	Oversupply
1/22/2022 13:58	0:02	SSA3	0.01426	0.55100	Oversupply
1/22/2022 13:59	0:02	SSA2	0.02052	1.29200	Oversupply
1/22/2022 14:00	0:02	SSA3	0.01494	1.47300	Oversupply
1/22/2022 14:01	0:02	SSA2	0.04367	1.45300	Oversupply
1/22/2022 14:02	0:02	SSA3	0.01494	1.57200	Oversupply
1/22/2022 14:03	0:02	SSA2	0.04403	1.52900	Oversupply
1/22/2022 14:04	0:02	SSA3	0.01494	0.07700	Oversupply
1/22/2022 21:56	0:01	AWE	0.00333	0.20000	Oversupply
1/22/2022 22:09	0:01	KWPPII	0.00351	20.89319	Oversupply
1/22/2022 23:56	0:01	KWPPII	0.00327	20.91415	Oversupply
1/23/2022 0:10	0:02	KWPPII	0.01456	20.44611	Oversupply
1/23/2022 0:13	0:02	KWPPII	0.01411	20.66765	Oversupply
1/23/2022 0:16	0:52	KWPPII	2.44466	20.98600	Oversupply
1/23/2022 1:09	0:59	KWPPII	2.35604	21.06783	Oversupply
1/23/2022 2:09	0:11	KWPPII	0.23604	20.84629	Oversupply
1/23/2022 2:25	0:02	KWPPII	0.00380	17.86939	Oversupply
1/23/2022 2:52	0:01	KWPPII	0.00363	16.46427	Oversupply
1/23/2022 2:55	0:01	KWPPII	0.00243	15.90242	Oversupply
1/23/2022 2:59	1:20	KWPPII	3.59251	20.56487	Oversupply
1/23/2022 4:25	0:01	KWPPII	0.00444	20.94209	Oversupply
1/23/2022 4:27	0:01	KWPPII	0.00783	20.83830	Oversupply
1/23/2022 4:29	0:01	KWPPII	0.00600	20.55588	Oversupply
1/23/2022 4:37	0:07	KWPPII	0.03855	20.69759	Oversupply
1/23/2022 4:48	0:01	KWPPII	0.00391	20.95008	Oversupply
1/23/2022 5:04	0:01	KWPPII	0.00334	20.87623	Oversupply
1/23/2022 8:49	0:01	AWE	0.00500	0.30000	Oversupply
1/23/2022 8:51	0:02	SSA3	0.00463	1.27500	Oversupply
1/23/2022 8:52	0:02	SSA2	0.01513	0.54100	Oversupply
1/23/2022 9:26	0:02	SSA3	0.01803	0.72100	Oversupply
1/23/2022 9:28	0:02	SSA3	0.02114	0.35800	Oversupply
1/23/2022 9:29	4:50	BS250	Data is not available	Data is not available	Oversupply
1/23/2022 9:29	4:51	KWPPII	54.92260	20.80737	Oversupply
1/23/2022 9:29	4:52	SSA2	12.17119	0.31700	Oversupply
1/23/2022 9:30	4:51	SSA3	11.65820	0.01800	Oversupply
1/23/2022 9:54	0:09	AWE	0.20150	18.20000	Oversupply
1/23/2022 10:04	0:43	AWE	1.66247	18.20000	Oversupply
1/23/2022 10:48	2:12	AWE	13.91756	19.10000	Oversupply
1/23/2022 13:01	0:01	AWE	0.00202	17.60000	Oversupply
1/23/2022 13:21	0:01	AWE	0.00132	17.30000	Oversupply
1/23/2022 14:20	0:02	SSA3	0.06791	0.51000	Oversupply
1/23/2022 14:21	0:02	SSA2	0.08033	0.29100	Oversupply
1/23/2022 14:22	0:02	SSA3	0.06735	0.86200	Oversupply
1/23/2022 14:23	0:02	SSA2	0.07967	1.07300	Oversupply



**Maui Curtailment Report**

January 2021

Start Date and Time	Duration (minutes)	IPP Curtailed	Estimated Curtailed MWH	Peak MW Curtailed	Reasons for Curtailment
1/23/2022 14:24	0:02	SSA3	0.06680	1.33300	Oversupply
1/23/2022 14:25	0:02	SSA2	0.08099	1.29700	Oversupply
1/23/2022 14:26	0:04	SSA3	0.12884	0.97200	Oversupply
1/23/2022 14:27	0:02	SSA2	0.07967	0.89700	Oversupply
1/23/2022 14:29	0:03	BS250	Data is not available	Data is not available	Oversupply
1/23/2022 14:29	0:03	KWPPI	0.03178	13.18598	Oversupply
1/23/2022 14:29	0:04	SSA2	0.15032	0.05500	Oversupply
1/23/2022 14:30	0:02	SSA3	0.04526	0.00400	Oversupply
1/23/2022 14:32	0:02	SSA3	0.04526	0.02900	Oversupply
1/23/2022 14:33	0:02	SSA2	0.06974	-0.00300	Oversupply
1/23/2022 14:34	0:02	SSA3	0.04526	0.69200	Oversupply
1/23/2022 14:36	0:02	SSA3	0.04526	1.55600	Oversupply
1/23/2022 14:37	0:02	SSA2	0.06916	0.36000	Oversupply
1/23/2022 14:38	0:02	SSA3	0.04526	1.31700	Oversupply
1/23/2022 14:39	0:02	SSA2	0.07031	0.80400	Oversupply
1/23/2022 14:40	0:02	SSA3	0.04526	0.40500	Oversupply
1/23/2022 14:41	0:02	SSA2	0.06916	0.20700	Oversupply
1/23/2022 22:11	0:49	KWPPI	2.67582	20.92513	Oversupply
1/23/2022 23:01	1:36	KWPPI	5.42817	20.98400	Oversupply
1/24/2022 0:52	0:02	KWPPI	0.00924	20.89020	Oversupply
1/24/2022 0:58	0:07	KWPPI	0.06981	20.88521	Oversupply
1/24/2022 1:09	0:11	KWPPI	0.19727	20.92014	Oversupply
1/24/2022 1:22	3:18	KWPPI	13.44629	20.98600	Oversupply
1/24/2022 4:41	0:01	KWPPI	0.00344	20.92213	Oversupply
1/24/2022 6:24	32:07	KWPPI	288.21075	20.88721	Oversupply
1/24/2022 8:38	0:02	SSA3	0.00618	1.03500	Oversupply
1/24/2022 9:10	0:02	SSA2	0.02665	0.08600	Oversupply
1/24/2022 9:10	0:02	SSA3	0.02428	0.06400	Oversupply
1/24/2022 9:12	5:47	BS250	Data is not available	Data is not available	Oversupply
1/24/2022 9:12	5:49	SSA2	14.24540	0.02200	Oversupply
1/24/2022 9:12	5:47	SSA3	14.83183	0.10800	Oversupply
1/24/2022 10:27	0:03	AWE	0.03037	20.20000	Oversupply
1/24/2022 10:32	0:01	AWE	0.00607	19.20000	Oversupply
1/24/2022 10:34	0:15	AWE	0.66301	19.20000	Oversupply
1/24/2022 10:50	3:16	AWE	21.89954	19.40000	Oversupply
1/24/2022 14:08	0:01	AWE	0.03261	15.30000	Oversupply
1/24/2022 14:21	0:02	AWE	0.01196	14.50000	Oversupply
1/24/2022 14:25	0:01	AWE	0.00254	13.70000	Oversupply
1/24/2022 14:28	0:02	AWE	0.00692	13.90000	Oversupply
1/24/2022 15:00	0:02	SSA3	0.05682	0.00400	Oversupply
1/24/2022 15:01	0:02	SSA2	0.05826	0.12900	Oversupply
1/24/2022 15:02	0:02	SSA3	0.05682	0.08200	Oversupply
1/24/2022 15:03	0:02	SSA2	0.05826	0.59200	Oversupply
1/24/2022 15:04	0:01	BS250	Data is not available	Data is not available	Oversupply
1/24/2022 15:04	0:02	SSA3	0.05682	0.12300	Oversupply
1/24/2022 15:05	0:02	SSA2	0.05778	0.04500	Oversupply
1/24/2022 15:06	0:02	SSA3	0.05682	0.04700	Oversupply
1/24/2022 15:07	0:02	SSA2	0.05826	0.68800	Oversupply
1/24/2022 15:08	0:02	SSA3	0.05635	0.50900	Oversupply
1/24/2022 15:09	0:02	SSA2	0.05826	0.73800	Oversupply
1/24/2022 15:10	0:02	SSA3	0.05682	1.42500	Oversupply
1/24/2022 15:11	0:02	SSA2	0.05778	1.59900	Oversupply
1/24/2022 15:12	0:02	SSA3	0.05729	0.37900	Oversupply
1/24/2022 15:13	0:02	SSA2	0.05264	0.88800	Oversupply
1/24/2022 15:14	0:02	SSA3	0.03427	0.18500	Oversupply
1/24/2022 15:17	0:02	SSA2	0.02388	1.58900	Oversupply
1/24/2022 15:18	0:02	SSA3	0.01254	2.09500	Oversupply
1/24/2022 15:27	0:02	SSA2	0.02388	1.55000	Oversupply
1/24/2022 15:28	0:02	SSA3	0.01201	0.50300	Oversupply
1/25/2022 3:32	0:40	AWE	2.61395	15.00000	Oversupply
1/25/2022 4:14	0:02	AWE	0.00563	14.30000	Oversupply
1/25/2022 4:17	0:01	AWE	0.00116	14.50000	Oversupply
1/25/2022 7:15	10:59	SSA2	16.62833	-0.00200	Oversupply
1/25/2022 7:16	0:05	BS250	Data is not available	Data is not available	Oversupply
1/25/2022 9:10	0:02	BS250	Data is not available	Data is not available	Oversupply
1/25/2022 9:11	0:02	SSA3	0.00641	1.56600	Oversupply
1/25/2022 9:16	0:01	BS250	Data is not available	Data is not available	Oversupply
1/25/2022 9:17	5:31	SSA3	14.06301	0.40400	Oversupply
1/25/2022 9:18	5:30	BS250	Data is not available	Data is not available	Oversupply
1/25/2022 9:28	0:01	AWE	0.00220	14.90000	Oversupply
1/25/2022 10:04	0:01	AWE	0.00437	9.30000	Oversupply
1/25/2022 10:06	3:07	AWE	24.46253	19.90000	Oversupply



**Maui Curtailment Report**

January 2021

Start Date and Time	Duration (minutes)	IPP Curtailed	Estimated Curtailed MWH	Peak MW Curtailed	Reasons for Curtailment
1/25/2022 13:15	0:57	AWE	3.00542	17.50000	Oversupply
1/25/2022 14:14	0:02	AWE	0.01001	16.90000	Oversupply
1/25/2022 17:05	0:01	BS250	Data is not available	Data is not available	Oversupply
1/25/2022 18:16	0:04	KWPPII	0.09699	15.97427	Oversupply
1/25/2022 18:21	0:26	KWPPII	1.06468	17.62289	Oversupply
1/25/2022 19:37	0:01	AWE	0.00167	0.10000	Oversupply
1/25/2022 22:03	0:01	KWPPII	0.00398	20.82433	Oversupply
1/25/2022 22:05	0:03	KWPPII	0.04561	20.78342	Oversupply
1/25/2022 22:09	7:31	KWPPII	72.03318	21.02293	Oversupply
1/26/2022 1:46	0:01	AWE	0.00167	0.10000	Oversupply
1/26/2022 5:42	0:08	KWPPII	0.12013	19.45115	Oversupply
1/26/2022 5:51	0:08	KWPPII	0.14943	19.43518	Oversupply
1/26/2022 6:53	0:01	KWPPII	0.00925	7.40383	Oversupply
1/26/2022 6:56	0:14	KWPPII	0.71219	8.50258	Oversupply
1/26/2022 7:02	0:08	BS250	Data is not available	Data is not available	Oversupply
1/26/2022 7:20	0:05	BS250	Data is not available	Data is not available	Oversupply
1/26/2022 7:20	0:07	KWPPII	0.18427	9.73805	Oversupply
1/26/2022 7:26	0:01	BS250	Data is not available	Data is not available	Oversupply
1/26/2022 7:29	10:37	17-2	4.74177	0.75000	Oversupply
1/26/2022 8:17	0:01	KWPPII	0.00042	15.96529	Oversupply
1/26/2022 8:26	0:02	SSA3	0.00946	0.48300	Oversupply
1/26/2022 8:28	0:01	BS250	Data is not available	Data is not available	Oversupply
1/26/2022 8:28	0:04	SSA3	0.03469	0.01900	Oversupply
1/26/2022 8:28	0:04	SSA2	0.03531	0.00400	Oversupply
1/26/2022 8:30	0:02	BS250	Data is not available	Data is not available	Oversupply
1/26/2022 8:30	0:02	KWPPII	0.03634	15.15994	Oversupply
1/26/2022 8:32	0:02	SSA3	0.02523	-0.00200	Oversupply
1/26/2022 8:32	0:02	SSA2	0.02061	-0.00200	Oversupply
1/26/2022 8:36	0:02	SSA3	0.02481	1.10100	Oversupply
1/26/2022 8:36	0:02	SSA2	0.02044	0.39300	Oversupply
1/26/2022 8:38	0:02	SSA3	0.02523	0.04900	Oversupply
1/26/2022 8:38	0:02	SSA2	0.02044	0.20500	Oversupply
1/26/2022 8:39	0:01	BS250	Data is not available	Data is not available	Oversupply
1/26/2022 8:39	0:02	KWPPII	0.01613	15.99822	Oversupply
1/26/2022 8:40	0:02	SSA3	0.02502	0.01300	Oversupply
1/26/2022 8:44	0:02	SSA3	0.00769	0.80500	Oversupply
1/26/2022 8:44	0:02	SSA2	0.01325	0.47000	Oversupply
1/26/2022 8:54	0:02	SSA3	0.01180	1.34600	Oversupply
1/26/2022 8:55	0:02	SSA2	0.01902	0.56400	Oversupply
1/26/2022 8:57	0:02	SSA2	0.01902	0.59500	Oversupply
1/26/2022 9:02	0:02	SSA3	0.02365	1.44500	Oversupply
1/26/2022 9:10	0:02	SSA3	0.02346	0.12600	Oversupply
1/26/2022 9:11	0:02	SSA2	0.02356	0.73200	Oversupply
1/26/2022 9:12	3:29	BS250	Data is not available	Data is not available	Oversupply
1/26/2022 9:12	3:30	SSA3	8.60996	0.02500	Oversupply
1/26/2022 9:13	3:30	KWPPII	25.50817	17.29257	Oversupply
1/26/2022 9:13	3:30	SSA2	8.01956	0.01000	Oversupply
1/26/2022 9:57	0:02	AWE	0.01182	18.40000	Oversupply
1/26/2022 10:03	0:03	AWE	0.02822	18.80000	Oversupply
1/26/2022 10:52	1:04	AWE	3.36153	20.00000	Oversupply
1/26/2022 11:58	0:18	AWE	0.59601	20.30000	Oversupply
1/26/2022 12:17	0:01	AWE	0.00540	19.50000	Oversupply
1/26/2022 12:19	0:07	AWE	0.12337	19.50000	Oversupply
1/26/2022 12:27	0:02	AWE	0.02152	19.50000	Oversupply
1/26/2022 12:31	0:01	AWE	0.00866	19.50000	Oversupply
1/26/2022 12:42	0:02	SSA2	0.09225	0.06700	Oversupply
1/26/2022 12:43	0:02	SSA3	0.09129	-0.00400	Oversupply
1/26/2022 12:44	0:02	SSA2	0.05309	0.14500	Oversupply
1/26/2022 12:45	0:02	SSA3	0.01849	0.47800	Oversupply
1/26/2022 12:46	0:02	SSA2	0.04478	0.55100	Oversupply
1/26/2022 12:47	0:02	SSA3	0.01849	2.00600	Oversupply
1/26/2022 12:48	0:02	SSA2	0.04441	1.61700	Oversupply
1/26/2022 12:49	0:02	SSA3	0.01849	0.66900	Oversupply
1/26/2022 13:21	0:02	SSA2	0.03327	1.92700	Oversupply
1/26/2022 13:21	0:02	SSA3	0.01311	2.79800	Oversupply
1/26/2022 14:11	0:02	SSA3	0.01545	2.86800	Oversupply
1/26/2022 14:13	0:02	SSA3	0.03076	0.29500	Oversupply
1/26/2022 14:15	0:02	SSA2	0.04381	0.80800	Oversupply
1/26/2022 14:15	0:02	SSA3	0.03792	0.14700	Oversupply
1/26/2022 14:17	0:02	SSA2	0.04345	0.77900	Oversupply
1/26/2022 14:17	0:02	SSA3	0.03760	0.50800	Oversupply
1/26/2022 14:19	0:02	SSA2	0.04417	1.17500	Oversupply



**Maui Curtailment Report**

January 2021

Start Date and Time	Duration (minutes)	IPP Curtailed	Estimated Curtailed MWH	Peak MW Curtailed	Reasons for Curtailment
1/26/2022 14:19	0:02	SSA3	0.03760	0.78700	Oversupply
1/26/2022 14:21	0:02	SSA2	0.04345	1.58600	Oversupply
1/26/2022 14:21	0:02	SSA3	0.03792	1.21800	Oversupply
1/26/2022 14:23	0:02	SSA3	0.03760	1.32000	Oversupply
1/26/2022 14:25	0:02	SSA2	0.04345	1.78400	Oversupply
1/26/2022 14:26	0:02	SSA3	0.03760	2.22000	Oversupply
1/27/2022 0:16	0:05	AWE	0.04135	18.40000	Oversupply
1/27/2022 7:32	10:33	17-2	3.12412	0.75000	Oversupply
1/27/2022 9:18	0:02	SSA3	0.01063	0.29600	Oversupply
1/27/2022 9:18	0:02	SSA2	0.01804	0.83600	Oversupply
1/27/2022 10:21	0:02	SSA2	0.03365	1.42900	Oversupply
1/27/2022 10:21	0:02	SSA3	0.02568	2.30600	Oversupply
1/27/2022 10:23	0:02	SSA2	0.03365	1.39600	Oversupply
1/27/2022 10:23	0:02	SSA3	0.02568	0.71900	Oversupply
1/27/2022 10:27	0:02	SSA3	0.02546	2.33700	Oversupply
1/27/2022 10:27	0:02	SSA2	0.03337	1.39900	Oversupply
1/27/2022 10:29	0:02	SSA3	0.01224	1.45900	Oversupply
1/27/2022 10:29	0:02	SSA2	0.04267	1.16000	Oversupply
1/27/2022 10:35	0:02	SSA3	0.01180	2.37500	Oversupply
1/27/2022 10:35	0:02	SSA2	0.02036	1.46200	Oversupply
1/27/2022 10:37	0:02	SSA3	0.01170	0.33400	Oversupply
1/27/2022 10:37	0:02	SSA2	0.02036	0.78800	Oversupply
1/27/2022 10:55	0:02	SSA3	0.01255	2.53000	Oversupply
1/27/2022 10:55	0:02	SSA2	0.03499	1.50800	Oversupply
1/27/2022 11:50	5:08	5A	Data is not available	Data is not available	Oversupply
1/27/2022 11:50	5:08	MS	Data is not available	Data is not available	Oversupply
1/27/2022 15:19	0:10	KWP2	0.01023	0.12175	Oversupply
1/27/2022 19:01	0:01	AWE	0.00705	14.40000	System constraint
1/27/2022 19:03	0:01	AWE	0.01039	15.50000	System constraint
1/28/2022 7:35	10:34	17-2	4.66185	0.75000	Oversupply
1/28/2022 12:55	0:01	KWP2	0.00018	0.01098	Oversupply
1/28/2022 13:31	0:02	SSA2	0.04672	1.30200	Oversupply
1/28/2022 13:32	0:02	SSA3	0.04205	0.21100	Oversupply
1/28/2022 13:33	0:02	SSA2	0.04672	0.35500	Oversupply
1/28/2022 13:34	0:02	SSA3	0.04240	1.55300	Oversupply
1/28/2022 13:35	0:02	SSA2	0.04633	1.55300	Oversupply
1/28/2022 13:36	0:02	SSA3	0.04205	1.40800	Oversupply
1/28/2022 13:37	0:02	SSA2	0.04672	1.35100	Oversupply
1/28/2022 13:38	0:02	SSA3	0.04240	1.28400	Oversupply
1/28/2022 13:39	0:02	SSA2	0.04633	1.70500	Oversupply
1/28/2022 13:40	0:02	SSA3	0.04205	1.70000	Oversupply
1/28/2022 13:41	0:02	SSA2	0.04672	1.96200	Oversupply
1/28/2022 13:42	0:02	SSA3	0.04205	1.90300	Oversupply
1/28/2022 13:43	0:02	SSA2	0.04705	1.47800	Oversupply
1/28/2022 13:44	0:02	SSA3	0.05014	2.00600	Oversupply
1/28/2022 13:45	0:02	SSA2	0.05433	1.32100	Oversupply
1/28/2022 13:46	0:02	SSA3	0.05511	2.68700	Oversupply
1/28/2022 13:47	0:02	SSA2	0.05479	2.33500	Oversupply
1/28/2022 13:48	0:02	SSA3	0.05465	1.59900	Oversupply
1/28/2022 13:49	0:02	SSA2	0.05479	1.79400	Oversupply
1/28/2022 13:50	0:02	SSA3	0.05511	1.30200	Oversupply
1/28/2022 13:51	0:02	SSA2	0.05433	1.55600	Oversupply
1/28/2022 13:52	0:02	SSA3	0.05511	1.40100	Oversupply
1/28/2022 13:53	0:02	SSA2	0.05479	1.47000	Oversupply
1/28/2022 13:54	0:02	SSA3	0.05511	0.60000	Oversupply
1/28/2022 13:55	0:02	SSA2	0.05433	0.43900	Oversupply
1/28/2022 13:56	0:02	SSA3	0.05511	1.04700	Oversupply
1/28/2022 13:57	0:02	SSA2	0.05479	1.40800	Oversupply
1/28/2022 13:58	0:02	SSA3	0.05877	0.71300	Oversupply
1/28/2022 13:59	0:02	BS250	Data is not available	Data is not available	Oversupply
1/28/2022 13:59	0:02	SSA2	0.06956	0.05400	Oversupply
1/28/2022 14:00	0:02	SSA3	0.08241	0.02500	Oversupply
1/28/2022 14:01	0:02	SSA2	0.07810	0.07600	Oversupply
1/28/2022 14:02	0:02	SSA3	0.08241	-0.00300	Oversupply
1/28/2022 14:03	0:02	SSA2	0.07810	0.65900	Oversupply
1/28/2022 14:04	0:02	SSA3	0.08173	-0.00400	Oversupply
1/28/2022 14:05	0:02	SSA2	0.07875	0.48500	Oversupply
1/28/2022 14:06	0:02	SSA3	0.08241	0.18500	Oversupply
1/28/2022 14:07	0:01	AWE	0.00118	17.50000	Oversupply
1/28/2022 14:07	0:02	SSA2	0.07875	0.15900	Oversupply
1/28/2022 14:08	0:02	SSA3	0.08241	0.15700	Oversupply
1/28/2022 14:09	0:02	SSA2	0.07875	0.62100	Oversupply



**Maui Curtailment Report**

January 2021

Start Date and Time	Duration (minutes)	IPP Curtailed	Estimated Curtailed MWH	Peak MW Curtailed	Reasons for Curtailment
1/28/2022 14:10	0:02	SSA3	0.08241	0.40800	Oversupply
1/28/2022 14:11	0:02	SSA2	0.07810	0.03300	Oversupply
1/28/2022 14:12	0:02	SSA3	0.08173	0.32000	Oversupply
1/28/2022 14:13	0:02	SSA2	0.07533	0.40000	Oversupply
1/28/2022 14:14	0:02	SSA3	0.06031	0.66000	Oversupply
1/28/2022 14:15	0:02	SSA2	0.04740	0.40200	Oversupply
1/28/2022 14:16	0:02	SSA3	0.04520	0.97500	Oversupply
1/28/2022 14:17	0:02	SSA2	0.04663	1.05100	Oversupply
1/28/2022 14:18	0:02	SSA3	0.04557	1.61200	Oversupply
1/28/2022 14:19	0:02	SSA2	0.04701	1.86000	Oversupply
1/28/2022 14:20	0:02	SSA3	0.04520	1.76200	Oversupply
1/28/2022 14:21	0:02	SSA2	0.04701	1.71900	Oversupply
1/28/2022 14:22	0:02	SSA3	0.04520	1.09300	Oversupply
1/28/2022 14:23	0:02	SSA2	0.04663	1.54300	Oversupply
1/28/2022 14:29	0:34	BS250	Data is not available	Data is not available	Oversupply
1/28/2022 15:01	0:02	SSA2	0.09646	0.00000	Oversupply
1/28/2022 15:02	0:02	AWE	0.01396	18.70000	System constraint
1/28/2022 15:02	0:09	KWPPI	0.18766	1.87715	System constraint
1/28/2022 15:02	0:02	SSA3	0.07611	0.00000	Oversupply
1/28/2022 15:03	0:02	SSA2	0.09567	0.00000	Oversupply
1/29/2022 2:15	3:46	KWPPI	45.90377	21.01394	Oversupply
1/29/2022 2:39	0:01	AWE	0.00086	8.70000	Oversupply
1/29/2022 2:42	0:02	AWE	0.00246	10.60000	Oversupply
1/29/2022 3:11	0:03	AWE	0.01975	18.20000	Oversupply
1/29/2022 3:15	0:01	AWE	0.00564	16.90000	Oversupply
1/29/2022 3:37	0:02	AWE	0.05445	15.70000	Oversupply
1/29/2022 3:43	0:01	AWE	0.00053	13.10000	Oversupply
1/29/2022 3:45	0:01	AWE	0.00357	14.40000	Oversupply
1/29/2022 3:53	0:03	AWE	0.03194	14.50000	Oversupply
1/29/2022 4:20	0:03	AWE	0.06979	18.90000	Oversupply
1/29/2022 4:24	0:01	AWE	0.00417	16.60000	Oversupply
1/29/2022 7:00	0:19	KWPPI	0.90394	20.83731	Oversupply
1/29/2022 7:02	0:17	BS250	Data is not available	Data is not available	Oversupply
1/29/2022 7:25	0:54	BS250	Data is not available	Data is not available	Oversupply
1/29/2022 7:27	0:53	KWPPI	3.33732	20.77843	Oversupply
1/29/2022 7:27	0:52	SSA2	0.19602	0.01000	Oversupply
1/29/2022 7:28	0:52	SSA3	0.35430	0.00100	Oversupply
1/29/2022 7:38	10:32	17-2	4.69033	0.75000	Oversupply
1/29/2022 8:23	0:02	SSA3	0.01579	0.68500	Oversupply
1/29/2022 10:03	0:02	SSA2	0.03081	0.86800	Oversupply
1/29/2022 10:04	0:02	SSA3	0.04623	0.04100	Oversupply
1/29/2022 10:05	0:02	SSA2	0.03081	0.31100	Oversupply
1/29/2022 10:06	0:02	SSA3	0.04662	0.26200	Oversupply
1/29/2022 10:07	0:02	SSA2	0.03081	0.62400	Oversupply
1/29/2022 10:09	0:02	SSA2	0.03081	1.79400	Oversupply
1/29/2022 10:10	0:02	SSA3	0.04662	0.30900	Oversupply
1/29/2022 10:11	0:02	SSA2	0.03056	0.18100	Oversupply
1/29/2022 10:12	0:01	BS250	Data is not available	Data is not available	Oversupply
1/29/2022 10:12	0:02	SSA3	0.04662	0.02600	Oversupply
1/29/2022 10:13	0:02	SSA2	0.03204	0.03400	Oversupply
1/29/2022 10:14	0:02	SSA3	0.05660	0.13500	Oversupply
1/29/2022 10:15	0:02	SSA2	0.01794	0.33900	Oversupply
1/29/2022 10:16	0:02	SSA3	0.06599	0.13900	Oversupply
1/29/2022 10:17	0:04	BS250	Data is not available	Data is not available	Oversupply
1/29/2022 10:17	0:02	SSA2	0.01794	0.30800	Oversupply
1/29/2022 10:18	0:03	KWPPI	0.02178	4.57562	Oversupply
1/29/2022 10:18	0:04	SSA3	0.13472	0.01200	Oversupply
1/29/2022 10:19	0:02	SSA2	0.01794	0.00300	Oversupply
1/29/2022 10:21	0:02	SSA2	0.01794	0.00200	Oversupply
1/29/2022 10:22	0:02	SSA3	0.06599	0.08200	Oversupply
1/29/2022 10:23	0:02	SSA2	0.01794	0.11200	Oversupply
1/29/2022 10:24	0:02	SSA3	0.06709	0.34700	Oversupply
1/29/2022 10:25	0:02	SSA2	0.01794	0.42700	Oversupply
1/29/2022 10:26	0:02	SSA3	0.06654	1.54000	Oversupply
1/29/2022 10:27	0:02	SSA2	0.01779	0.61500	Oversupply
1/29/2022 10:28	0:02	SSA3	0.06747	0.31100	Oversupply
1/29/2022 10:29	0:02	SSA2	0.01794	0.33400	Oversupply
1/29/2022 10:30	0:02	SSA3	0.06192	0.22200	Oversupply
1/29/2022 10:31	0:02	SSA2	0.02569	0.36600	Oversupply
1/29/2022 10:32	0:02	SSA3	0.06141	0.72400	Oversupply
1/29/2022 10:33	0:02	SSA2	0.02569	0.30600	Oversupply
1/29/2022 10:34	0:02	SSA3	0.06192	0.70800	Oversupply



**Maui Curtailment Report**

January 2021

Start Date and Time	Duration (minutes)	IPP Curtailed	Estimated Curtailed MWH	Peak MW Curtailed	Reasons for Curtailment
1/29/2022 10:35	0:02	SSA2	0.02569	0.67500	Oversupply
1/29/2022 10:36	0:08	BS250	Data is not available	Data is not available	Oversupply
1/29/2022 10:36	4:15	SSA3	11.58781	0.42800	Oversupply
1/29/2022 10:37	0:22	KWPPII	0.26779	4.90794	Oversupply
1/29/2022 10:37	0:08	SSA2	0.10355	0.01100	Oversupply
1/29/2022 10:45	3:48	BS250	Data is not available	Data is not available	Oversupply
1/29/2022 10:45	3:49	SSA2	7.63669	0.00800	Oversupply
1/29/2022 10:47	0:01	AWE	0.00491	21.00000	Oversupply
1/29/2022 10:49	3:45	AWE	22.63517	21.00000	Oversupply
1/29/2022 11:04	0:16	KWPPII	0.15160	1.15663	Oversupply
1/29/2022 11:25	0:06	KWPPII	0.04345	0.96003	Oversupply
1/29/2022 11:33	0:01	KWPPII	0.00117	0.19859	Oversupply
1/29/2022 11:35	0:03	KWPPII	0.00433	0.32134	Oversupply
1/29/2022 11:40	0:03	KWPPII	0.00982	0.45108	Oversupply
1/29/2022 12:27	1:10	KWPPII	1.57547	2.39010	Oversupply
1/29/2022 14:12	0:02	KWPPII	0.00682	0.38421	Oversupply
1/29/2022 14:18	0:01	KWPPII	0.00046	0.15568	Oversupply
1/29/2022 14:24	0:04	KWPPII	0.01196	0.35627	Oversupply
1/29/2022 14:30	0:03	KWPPII	0.00295	0.26745	Oversupply
1/29/2022 14:34	0:16	BS250	Data is not available	Data is not available	Oversupply
1/29/2022 14:34	0:16	SSA2	0.63879	0.07600	Oversupply
1/29/2022 14:35	0:04	AWE	0.05492	17.70000	Oversupply
1/29/2022 14:35	0:16	KWPPII	0.16999	1.46300	Oversupply
1/29/2022 14:41	0:03	AWE	0.00788	18.70000	Oversupply
1/29/2022 14:50	0:02	SSA2	0.08291	0.07800	Oversupply
1/29/2022 14:50	0:02	SSA3	0.07363	0.06500	Oversupply
1/29/2022 14:52	0:02	SSA2	0.08360	0.12000	Oversupply
1/29/2022 14:53	0:02	SSA3	0.07303	0.12700	Oversupply
1/29/2022 14:54	0:02	SSA2	0.08360	0.17400	Oversupply
1/29/2022 14:55	0:02	BS250	Data is not available	Data is not available	Oversupply
1/29/2022 14:55	0:02	SSA3	0.07363	0.25400	Oversupply
1/29/2022 14:56	0:02	SSA2	0.08360	0.01600	Oversupply
1/29/2022 14:57	0:02	SSA3	0.07424	0.02000	Oversupply
1/29/2022 14:58	0:02	SSA2	0.07260	0.33900	Oversupply
1/29/2022 14:59	0:02	SSA3	0.06226	1.18800	Oversupply
1/29/2022 15:00	0:02	SSA2	0.06957	0.98900	Oversupply
1/29/2022 15:01	0:02	SSA3	0.04748	1.15500	Oversupply
1/29/2022 15:04	0:02	SSA2	0.06957	1.56900	Oversupply
1/29/2022 15:07	0:02	SSA2	0.06957	2.09700	Oversupply
1/29/2022 15:07	0:02	SSA3	0.04787	1.51200	Oversupply
1/29/2022 15:09	0:02	SSA2	0.06900	0.56100	Oversupply
1/29/2022 15:09	0:02	SSA3	0.04787	0.97000	Oversupply
1/29/2022 15:11	0:02	SSA2	0.06957	0.47300	Oversupply
1/29/2022 15:11	0:02	SSA3	0.04787	0.30000	Oversupply
1/29/2022 15:13	0:02	SSA2	0.06860	0.03100	Oversupply
1/29/2022 15:13	0:02	SSA3	0.04616	0.01200	Oversupply
1/29/2022 15:15	0:02	SSA2	0.04500	0.08200	Oversupply
1/29/2022 15:15	0:02	SSA3	0.02408	0.14800	Oversupply
1/29/2022 15:17	0:02	SSA2	0.04537	0.59500	Oversupply
1/29/2022 15:17	0:02	SSA3	0.02388	0.13600	Oversupply
1/29/2022 15:19	0:02	SSA2	0.04537	1.05000	Oversupply
1/29/2022 15:19	0:02	SSA3	0.02408	0.68800	Oversupply
1/29/2022 15:21	0:02	SSA2	0.04500	1.92800	Oversupply
1/29/2022 15:23	0:02	SSA2	0.04537	2.02000	Oversupply
1/29/2022 15:23	0:02	SSA3	0.02408	1.67300	Oversupply
1/29/2022 15:25	0:02	SSA2	0.04500	0.15600	Oversupply
1/29/2022 23:40	0:07	KWPPII	0.13297	15.12401	Oversupply
1/29/2022 23:52	0:03	KWPPII	0.04225	16.81555	Oversupply
1/30/2022 0:13	0:05	KWPPII	0.12082	19.03999	Oversupply
1/30/2022 0:50	0:02	KWPPII	0.01376	17.55004	Oversupply
1/30/2022 1:03	4:19	KWPPII	36.50410	20.88621	Oversupply
1/30/2022 5:24	0:06	KWPPII	0.12123	19.48009	Oversupply
1/30/2022 5:33	0:09	KWPPII	0.20108	17.69275	Oversupply
1/30/2022 5:53	0:17	KWPPII	0.76577	16.31258	Oversupply
1/30/2022 6:20	0:17	KWPPII	1.11075	13.53527	Oversupply
1/30/2022 8:54	0:02	SSA2	0.01768	0.73500	Oversupply
1/30/2022 8:55	0:02	SSA3	0.01678	0.14800	Oversupply
1/30/2022 8:56	0:01	BS250	Data is not available	Data is not available	Oversupply
1/30/2022 8:56	0:02	SSA2	0.01782	0.13000	Oversupply
1/30/2022 8:57	0:02	SSA3	0.01678	0.20900	Oversupply
1/30/2022 8:58	0:02	SSA2	0.01782	0.45600	Oversupply
1/30/2022 8:59	0:01	BS250	Data is not available	Data is not available	Oversupply



**Maui Curtailment Report**

January 2021

Start Date and Time	Duration (minutes)	IPP Curtailed	Estimated Curtailed MWH	Peak MW Curtailed	Reasons for Curtailment
1/30/2022 8:59	0:02	SSA3	0.02302	0.08800	Oversupply
1/30/2022 9:00	0:02	SSA2	0.02410	0.05700	Oversupply
1/30/2022 9:01	0:02	SSA3	0.03317	0.87000	Oversupply
1/30/2022 9:02	0:02	SSA2	0.02431	0.46800	Oversupply
1/30/2022 9:04	0:02	SSA2	0.02471	0.50300	Oversupply
1/30/2022 9:05	0:02	SSA3	0.03290	0.77700	Oversupply
1/30/2022 9:06	0:02	SSA2	0.02431	0.51700	Oversupply
1/30/2022 9:08	0:02	SSA2	0.02431	0.52800	Oversupply
1/30/2022 9:09	0:02	SSA3	0.03317	0.89300	Oversupply
1/30/2022 9:10	0:01	BS250	Data is not available	Data is not available	Oversupply
1/30/2022 9:10	0:02	SSA2	0.02431	0.03400	Oversupply
1/30/2022 9:12	0:02	SSA2	0.02410	0.70400	Oversupply
1/30/2022 9:13	0:02	SSA3	0.03496	0.13100	Oversupply
1/30/2022 9:15	0:02	SSA3	0.04678	0.12900	Oversupply
1/30/2022 9:17	0:02	SSA3	0.04756	0.80500	Oversupply
1/30/2022 9:18	0:02	SSA2	0.03373	0.03700	Oversupply
1/30/2022 9:19	0:03	BS250	Data is not available	Data is not available	Oversupply
1/30/2022 9:19	0:04	SSA3	0.09513	0.08700	Oversupply
1/30/2022 9:20	0:02	SSA2	0.03345	0.00900	Oversupply
1/30/2022 9:22	0:01	KWP11	0.00292	7.47369	Oversupply
1/30/2022 9:22	0:02	SSA2	0.03401	-0.00200	Oversupply
1/30/2022 9:24	0:02	SSA2	0.03345	-0.00200	Oversupply
1/30/2022 9:25	0:02	SSA3	0.04678	0.14300	Oversupply
1/30/2022 9:26	0:02	SSA2	0.03373	0.20700	Oversupply
1/30/2022 9:56	0:02	SSA2	0.00571	0.88700	Oversupply
1/30/2022 9:57	0:02	SSA3	0.01185	1.64700	Oversupply
1/30/2022 9:58	0:02	SSA2	0.00762	0.48100	Oversupply
1/30/2022 9:59	0:02	SSA3	0.05365	0.67600	Oversupply
1/30/2022 10:00	0:02	SSA2	0.05540	0.92100	Oversupply
1/30/2022 10:01	0:02	SSA3	0.06165	0.75900	Oversupply
1/30/2022 10:02	0:02	SSA2	0.05586	0.54400	Oversupply
1/30/2022 10:03	0:02	SSA3	0.06114	0.70600	Oversupply
1/30/2022 10:04	0:02	SSA2	0.05586	0.64700	Oversupply
1/30/2022 10:05	0:02	SSA3	0.06216	0.15100	Oversupply
1/30/2022 10:06	0:02	SSA2	0.05586	0.21200	Oversupply
1/30/2022 10:07	0:02	SSA3	0.06216	0.03700	Oversupply
1/30/2022 10:08	0:01	BS250	Data is not available	Data is not available	Oversupply
1/30/2022 10:08	0:02	SSA2	0.05586	0.15200	Oversupply
1/30/2022 10:09	0:04	SSA3	0.12330	0.01900	Oversupply
1/30/2022 10:10	0:02	BS250	Data is not available	Data is not available	Oversupply
1/30/2022 10:10	0:02	SSA2	0.05586	0.02100	Oversupply
1/30/2022 10:11	0:02	KWP11	0.01415	0.96203	Oversupply
1/30/2022 10:12	0:01	AWE	0.00257	21.00000	Oversupply
1/30/2022 10:12	0:02	SSA2	0.05586	-0.00200	Oversupply
1/30/2022 10:14	0:02	SSA3	0.06860	0.22100	Oversupply
1/30/2022 10:14	0:02	SSA2	0.06388	-0.00200	Oversupply
1/30/2022 10:16	0:04	KWP11	0.00516	0.25049	Oversupply
1/30/2022 10:16	0:04	SSA3	0.16227	0.14000	Oversupply
1/30/2022 10:16	4:38	SSA2	12.55138	0.02200	Oversupply
1/30/2022 10:17	4:37	BS250	Data is not available	Data is not available	Oversupply
1/30/2022 10:17	0:04	AWE	0.02088	21.00000	Oversupply
1/30/2022 10:20	0:02	SSA3	0.08147	0.00000	Oversupply
1/30/2022 10:22	0:07	KWP11	0.06247	1.26541	Oversupply
1/30/2022 10:22	4:24	AWE	36.13197	21.00000	Oversupply
1/30/2022 10:22	4:32	SSA3	12.49460	0.00000	Oversupply
1/30/2022 11:00	0:05	KWP11	0.04219	0.90415	Oversupply
1/30/2022 11:09	0:46	KWP11	1.30428	3.63156	Oversupply
1/30/2022 12:21	0:51	KWP11	0.55795	1.70551	Oversupply
1/30/2022 13:14	1:40	KWP11	5.53170	6.07056	Oversupply
1/30/2022 14:54	0:02	SSA3	0.07704	0.22500	Oversupply
1/30/2022 14:54	0:02	SSA2	0.07496	0.29300	Oversupply
1/30/2022 14:56	0:02	SSA3	0.07704	1.11200	Oversupply
1/30/2022 14:56	0:02	SSA2	0.07434	0.52800	Oversupply
1/30/2022 14:58	0:02	SSA3	0.06968	0.70600	Oversupply
1/30/2022 14:58	0:02	SSA2	0.06518	0.21100	Oversupply
1/30/2022 14:59	0:04	BS250	Data is not available	Data is not available	Oversupply
1/30/2022 15:00	0:02	SSA3	0.04956	-0.00200	Oversupply
1/30/2022 15:00	0:02	SSA2	0.05205	-0.00300	Oversupply
1/30/2022 15:02	0:02	SSA3	0.04956	0.00000	Oversupply
1/30/2022 15:02	0:02	SSA2	0.05205	-0.00300	Oversupply
1/30/2022 15:04	0:02	SSA3	0.04956	0.13000	Oversupply
1/30/2022 15:04	0:02	SSA2	0.05162	-0.00300	Oversupply





**Maui Curtailment Report**

January 2021

Start Date and Time	Duration (minutes)	IPP Curtailed	Estimated Curtailed MWH	Peak MW Curtailed	Reasons for Curtailment
1/30/2022 15:06	0:02	SSA2	0.05205	0.59500	Oversupply
1/30/2022 15:06	0:02	SSA3	0.04956	0.90200	Oversupply
1/30/2022 15:08	0:02	SSA2	0.05205	2.02700	Oversupply
1/30/2022 15:08	0:02	SSA3	0.04956	1.75300	Oversupply
1/30/2022 15:10	0:02	SSA2	0.05162	1.53500	Oversupply
1/30/2022 15:10	0:02	SSA3	0.04956	1.01500	Oversupply
1/30/2022 15:12	0:02	SSA2	0.05205	2.06000	Oversupply
1/30/2022 15:14	0:02	SSA2	0.05279	1.59000	Oversupply
1/30/2022 15:14	0:02	SSA3	0.01389	0.04900	Oversupply
1/31/2022 22:15	0:01	KWP1I	0.00231	0.13872	Oversupply
<b>Total Estimated Curtailed MWh</b>			<b>1,029.825</b>		
<b>Notes:</b>					
<p>- Curtailment for Kaheawa Wind Power ("KWP"), AAAAA Rent-A-Space Maui LTD ("5A"), Maui Solar, LLC (MS) fka Strategic Alliance Group ("SAG") fka Bioreal Solar, LLC ("BS"), Auwahi Wind Energy ("AWE"), Kaheawa Wind Power II ("KWPII") Bioreal Solar 250, LLC ("BS250"), Extra Spaces A ("ESA"), Extra Spaces B ("ESB"), SSA Solar of Hawaii 3 ("SSA3") fka South Maui Renewable Resources ("SMRR"), SSA Solar of HI 2 ("SSA2") fka Ku'ia Solar ("KS"), and Maui 17-2 ("17-2") may now be controlled by Maui Electric's Automatic Generation Control System ("AGC") or a Maui Electric operator-entered curtailment limit. The AGC curtailment control automatically calculates the amount of Maximum Allowable Variable Generation ("MAVG") that Maui Electric can accept into the Maui system, based on the system current available variable generation ("CAVG"), regulating reserve down requirement ("RRDR"), and available regulating reserve down ("ARRD"). Thus, the AGC MAVG - calculated is equal to CAVG less (RRDR less ARRD). Additionally, the AGC curtailment control allows the Maui Electric operator to enter an AGC MAVG value. The AGC curtailment control will employ the lesser of the AGC MAVG - calculated and AGC MAVG entered values in the control logic.</p>					
<p>- Curtailment signals sent to 5A, MS (fka SAG fka BS), BS250, ESA, ESB, SSA3 (fka SMRR), SSA2 (fka KS) and 17-2 during nighttime hours only are not recorded as curtailment events because no energy generation is possible during that time.</p>					
<p>- The curtailment reasons have been modified to oversupply, system constraints, and facility requested, to provide continuity with HPUC Docket No. 2013-0141 Decoupling for HECO companies metrics.</p>					
<p>- Facility Requested curtailment includes but is not limited to conditions that are attributed to IPPs such as communication problems and curtailment control testing.</p>					
<p>- The data to calculate the Estimated Curtailed MWH and Peak MW Curtailed is not provided by 5A, MS, BS 250, ESA, and ESB.</p>					
<p>- The Estimated Curtailed MWH and Peak MW Curtailed are calculated with information estimated or provided by AWE, KWP, KWPII, SSA 2 (fka KS), SSA 3 (fka SMRR) and 17-2. Maui Electric does not make any representation as to its accuracy.</p>					
<p>- ESA, and ESB facilities were offline for the month of January because of Seller equipment problems.</p>					



Lanai Curtailment Report

January 2022

Start Date and Time	Duration (h:mm)	IPP Curtailed	Estimated MWh Curtailed	Peak MW Curtailed	Reasons for Curtailment
No curtailment January 2022					
<b>Notes:</b>					
On June 27, 2012, Maui Electric notified Lanai Sustainability Research (LSR) that although LSR has not operated in compliance with the revised ramp rate of 360 kW/minute, Maui Electric would conditionally allow LSR to operate at the allowed capacity of 1.2 MW while the Maui Electric-Lanai Diesel Operator was in the control room.					
LSR possible output data is not available. Therefore, Maui Electric assumes LSR is curtailed if the LSR curtailment set point is less than 1,200 kW and LSR's output is within 70 kW of the curtailment set point.					
The curtailment reasons have been modified to oversupply, system constraints, and facility requested, to provide continuity with HPUC Docket No. 2013-0141 Decoupling for HECO companies' metrics.					
Facility Requested curtailment includes but is not limited to conditions that are attributed to IPPs such as communication problems and curtailment control testing.					

Hawai'i Electric Light Company Curtailment Report January 2022

Start Date/Time	MW output prior to start of curtailment	End Date/Time	MW output after curtailment released <sup>1</sup>	IPP	Reason for Curtailment
01/02/22 02:58	19.9 MW	01/02/22 05:21	19.5 MW	Pakini Nui	Oversupply
01/03/22 08:40	0.0 MW	01/03/22 12:43	0.0 MW	Hawi Renewable Dev	Facility Requested

<sup>1</sup> The MW output values are taken soon after curtailment is released by Hawai'i Electric Light and may not reflect their full output depending on ramp rate for the facility. The wind farms generally return immediately to full available levels, whereas PGV, Wailuku, and FIT Facilities may take longer to return to scheduled or full available output levels.

SERVICE LIST  
(Docket No. 2011-0206)

DEAN NISHINA  
EXECUTIVE DIRECTOR  
DEPARTMENT OF COMMERCE AND CONSUMER AFFAIRS  
DIVISION OF CONSUMER ADVOCACY  
P.O. Box 541  
Honolulu, HI 96809

1 Copy  
Electronically Transmitted

GREGG J. KINKLEY, ESQ.  
DEPARTMENT OF THE ATTORNEY GENERAL  
425 Queen Street  
Honolulu, Hawaii 96813  
Counsel for DBEDT

1 Copy  
Electronically Transmitted

DANIEL W.S. LAWRENCE, ESQ.  
DEPARTMENT OF THE CORPORATION COUNSEL  
CITY AND COUNTY OF HONOLULU  
530 S. King Street, Room 110  
Honolulu, HI 96813  
Counsel for the CITY AND COUNTY OF HONOLULU

1 Copy  
Electronically Transmitted

JOSEPH K. KAMELAMELA  
ANGELIC M. HO  
DEPARTMENT OF THE CORPORATION COUNSEL  
COUNTY OF HAWAII  
101 Aupuni Street, Suite 325  
Hilo, HI 96720  
Counsel for the COUNTY OF HAWAII

1 Copy  
Electronically Transmitted

HENRY Q CURTIS  
VICE PRESIDENT FOR CONSUMER ISSUES  
LIFE OF THE LAND  
P.O. Box 37158  
Honolulu, HI 96837-0158

1 Copy  
Electronically Transmitted

MELISSA MIYASHIRO (9360)  
CHIEF OF STAFF  
BLUE PLANET FOUNDATION  
55 Merchant Street, 17th Floor  
Honolulu, HI 96813

1 Copy  
Electronically Transmitted

SERVICE LIST  
(Docket No. 2011-0206)

ISAAC MORIWAKE, ESQ.  
DAVID HENKIN, ESQ.  
EARTHJUSTICE  
850 Richards Street, Suite 400  
Honolulu, HI 96813-4501  
Counsel for HAWAII SOLAR ENERGY ASSOCIATION

1 Copy  
Electronically Transmitted

RICK REED  
DIRECTOR  
HAWAII SOLAR ENERGY ASSOCIATION  
761 Ahua Street  
Honolulu, HI 96819

1 Copy  
Electronically Transmitted

KENT D. MORIHARA, ESQ.  
KRIS N. NAKAGAWA, ESQ.  
LAUREN M. IMADA-LEE, ESQ.  
TANYA M. FERNANDES, ESQ.  
MoriHara Lau & Fong LLP  
841 Bishop Street, Suite 400  
Honolulu, Hawaii 96813  
Counsel for KAUAI ISLAND UTILITY COOPERATIVE

1 Copy  
Electronically Transmitted

ERIK W. KVAM  
CHIEF EXECUTIVE OFFICER  
ZERO EMISSIONS LEASING LLC  
4188-4 Keanu Street  
Honolulu, HI 96816

1 Copy  
Electronically Transmitted

SANDRA-ANN Y.H. WONG, ESQ.  
ATTORNEY AT LAW, A LAW CORPORATION  
1050 Bishop Street, #514  
Honolulu, HI 96813  
Counsel for TAWHIRI POWER LLC

1 Copy  
Electronically Transmitted

RILEY SAITO  
73-1294 Awakea Street  
Kailua-Kona, HI 96740  
For SOLAR ENERGY INDUSTRIES ASSOCIATION

1 Copy  
Electronically Transmitted

DEAN T. YAMAMOTO, ESQ.  
YAMAMOTO & SETTLE  
1100 Alakea Street, Suite 3100  
Honolulu, HI 96813  
Counsel for CASTLE & COOKE HOMES HAWAII, INC.,  
CASTLE & COOKE RESORTS, LLC and  
LANAI SUSTAINABILITY RESEARCH, LLC

1 Copy  
Electronically Transmitted

SERVICE LIST  
(Docket No. 2011-0206)

MICHAEL J. HOPPER, ESQ. DEPUTY CORPORATION COUNSEL DEPARTMENT OF THE CORPORATION COUNSEL COUNTY OF MAUI 200 S. High Street Wailuku, HI 96793 Counsel for the COUNTY OF MAUI	1 Copy Electronically Transmitted
CURTIS SEYMOUR SENIOR MANAGER, GOVERNMENT AFFAIRS SUN EDISON LLC 600 Clipper Drive Belmont, CA 94002	1 Copy Electronically Transmitted
MONA W. CLARK, ESQ. OFFICE OF THE COUNTY ATTORNEY COUNTY OF KAUAI 4444 Rice Street, Suite 200 Lihue, HI 96766-1300	1 Copy Electronically Transmitted
BRADLEY ALBERT PRESIDENT HAWAII PV COALITION P.O. Box 81501 Haiku, HI 96708	1 Copy Electronically Transmitted
HILTON H. UNEMORI ECM, INC. 130 N. Market Street Wailuku, HI 96793-1716 For SOUTH MAUI RENEWABLE RESOURCES, LLC	1 Copy Electronically Transmitted
SKY STANFIELD SHUTE, MIHALY & WEINBERGER LLP 396 Hayes Street San Francisco, CA 94102 For the INTERSTATE RENEWABLE ENERGY COUNCIL	1 Copy Electronically Transmitted
PETE COOPER SOLARCITY CORPORATION REGIONAL DIRECTOR, HAWAII 599 Kahelu Street Mililani, HI 96789	1 Copy Electronically Transmitted

SERVICE LIST  
(Docket No. 2011-0206)

ALISON SILVERSTEIN  
19213 Luedtke Lane  
Pflugerville, TX 78660

1 Copy  
Electronically Transmitted

BRENDAN KIRBY  
12011 SW Pineapple Court  
Palm City, FL 34990

1 Copy  
Electronically Transmitted

## Chun, Marisa

---

**From:** puc@hawaii.gov  
**Sent:** Thursday, February 24, 2022 12:25 PM  
**To:** Chun, Marisa  
**Subject:** Hawaii PUC eFiling Confirmation of Filing

**[This email is coming from an EXTERNAL source. Please use caution when opening attachments or links in suspicious email.]**

Your eFile document has been filed with the Hawaii Public Utilities commission on 2022 Feb 24 PM 12:23. The mere fact of filing shall not waive any failure to comply with Hawaii Administrative Rules Chapter 6-61, Rules of Practice and Procedure Before the Public Utilities Commission, or any other application requirements. Your confirmation number is MARI22122348758. If you have received this email in error please notify the Hawaii Public Utilities Commission by phone at 808 586-2020 or email at hawaii.puc@hawaii.gov.