



August 24, 2022

The Honorable Chair and Members
of the Hawai'i Public Utilities Commission
Kekuanao'a Building, First Floor
465 South King Street
Honolulu, Hawai'i 96813

Dear Commissioners:

Subject: Docket No. 2011-0206
Reliability Standards Working Group
Monthly Report

In accordance with Ordering Paragraph 3 of Order No. 30371, filed May 4, 2012 in the subject proceeding, enclosed as Exhibit A is Hawaiian Electric's¹ monthly report for July 2022 on: (1) system frequency control performance during month; (2) significant system events during month; and (3) curtailment of non-dispatchable renewable resources.

Any party to this proceeding may obtain an electronic copy of this report by emailing Marisa Chun at marisa.chun@hawaiianelectric.com.

Sincerely,

/s/ Marisa Chun

for Kevin M. Katsura
Director, Regulatory Non-Rate Proceedings

Enclosures

c: Service List

¹ Hawaiian Electric Company, Inc., Maui Electric Company, Limited, and Hawai'i Electric Light Company, Inc. are each doing business as "Hawaiian Electric" and have jointly registered "Hawaiian Electric" as a trade name with the State of Hawai'i Department of Commerce and Consumer Affairs, as evidenced by Certificate of Registration No. 4235929, dated December 20, 2019.

The Commission's Order No. 30371 (Docket No 2011-0206 – Relating To Various Matters in RSWG Process), filed May 4, 2012, ordered the following information for each island grid:

- (1) System frequency control performance during month:
 - a) Frequency duration plot based on the highest resolution SCADA data available for the month detailing how many seconds each power system operated at frequencies above 60 hertz and at frequencies below 60 Hz.
 - b) Tabulation of the number, magnitude and duration of frequency excursions (high and low) outside normal frequency control range (59.95 to 60.05 Hz).

The following provides information with respect to items 1a) through 1b) – (all statements are current as of the month ending July 31, 2022):

1a) Frequency duration plot based on the highest resolution SCADA data available for the month detailing how many seconds each power system operated at frequencies above 60 hertz and at frequencies below 60 Hz:

The frequency duration plots for Hawaiian Electric Company, Inc., Maui Electric Company, Limited (Maui Division) and Hawai'i Electric Light Company, Inc. based on two-second data are provided in Attachment 1, and the enclosed Excel files. Refer to the electronic files for the individual data points because the information is voluminous and does not translate well to a hard copy.

1b) Tabulation of the number, magnitude and duration of frequency excursions (high and low) outside normal frequency control range (59.95 to 60.05 Hz):

Tabulation of the number, magnitude and duration of frequency excursions outside of the frequency range of 59.95 Hz to 60.05 Hz for Hawaiian Electric Company, Inc., Maui Electric Company, Limited (Maui Division) and Hawai'i Electric Light Company, Inc are provided in Attachment 2, and the enclosed Excel files. Refer to the electronic files for the individual data points because the information is voluminous and does not translate well to a hard copy.

- (2) Significant system events during month:
 - a) Tabulation of contingency reserve activations including date and time, MW magnitude, duration, and triggering event.
 - b) Tabulation of under frequency load shed activations including date and time, triggering frequency, MW magnitude, duration, and triggering event.
 - c) Tabulation of demand response activations for system events, including date and time, MW magnitude, duration, and triggering event, (excluding demand response utilization for unit commitment deferral or system operations economics.)

The following provides information with respect to items 2a) through 2c) – (all statements are current as of the month ending July 31, 2022):

2a) Tabulation of contingency reserve activations including date and time, MW magnitude, duration, and triggering event:

Hawaiian Electric Company, Inc. did not have any contingency reserve activations in the month of July. Maui Electric Company, Limited and Hawai'i Electric Light Company, Inc. do not operate with contingency reserve requirements. Therefore, Attachment 3 is not being provided for this reporting period

2b) Tabulation of under frequency load shed activations including date and time, triggering frequency, MW magnitude, duration, and triggering event:

Hawai'i Electric Light Company, Inc.'s under frequency load shed activations are provided in Attachment 4. Hawaiian Electric Company, Inc. and Maui Electric Company, Limited did not have any under frequency load shed activations in the month of June.

2c) Tabulation of demand response activations for system events, including date and time, MW magnitude, duration, and triggering event, (excluding demand response utilization for unit commitment deferral or system operations economics.)

Hawaiian Electric Company, Inc.'s demand response activations for system events are provided in Attachment 5. Hawai'i Electric Light Company, Inc. currently does not have a demand response program. Maui Electric Company, Limited has implemented the Fast Demand Response pilot program on a limited basis. Hawai'i Electric Light Company, Inc. plans to use the findings of Maui Electric Company, Limited's pilot program to help in the evaluation and development of future demand response programs. Maui Electric Company, Limited executes a weekly testing protocol which measures customer participation. This program is not currently used in response to actual system events. Therefore, Attachment 5 is not being provided for this reporting period.

- (3) Curtailment of non-dispatchable renewable resources:
- (a) Tabulation of each curtailment event for each resource including the starting date and time, duration, megawatt hours curtailed, peak MW curtailed, and reason for curtailment.
 - (b) Total MWh of non-dispatchable renewable resources curtailed for the month.

The following provides information with respect to items 3a) through 3b) – (all statements are current as of the month ending July 31, 2022):

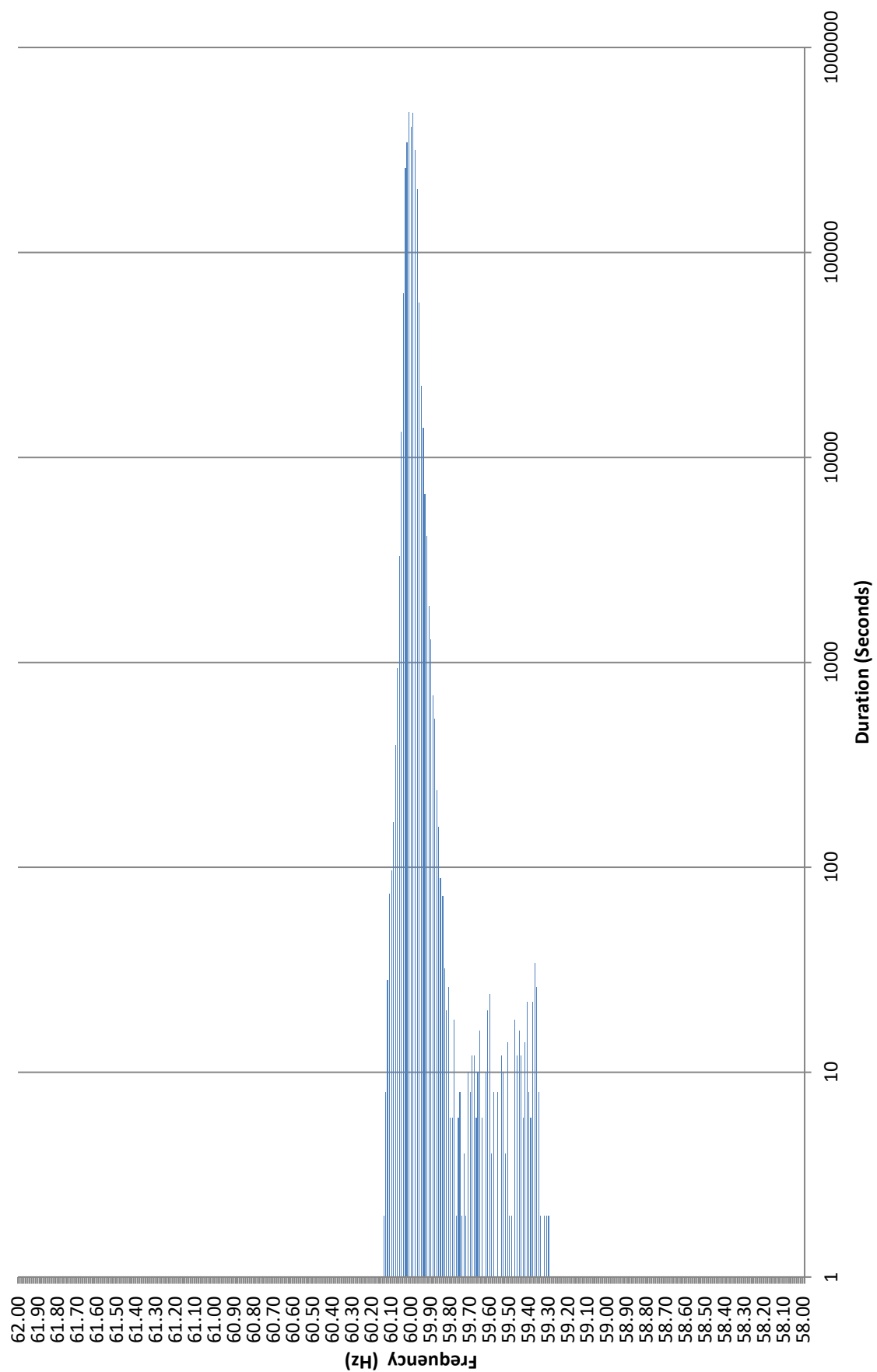
3a) Tabulation of each curtailment event for each resource including the starting date and time, duration, megawatt hours curtailed, peak MW curtailed, and reason for curtailment:

The tabulation of each curtailment event for each resource is provided in Attachment 6.

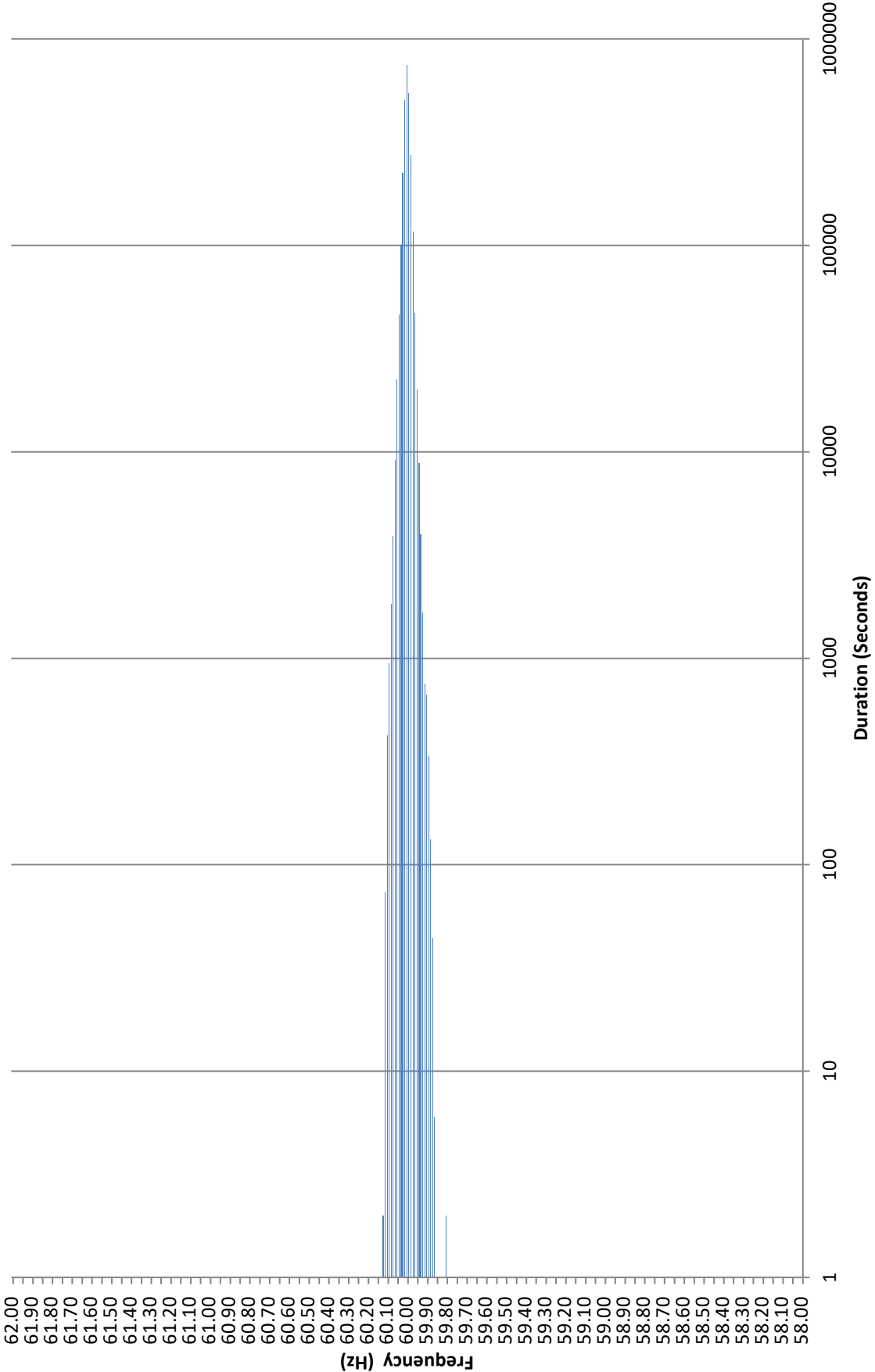
3b) Total MWh of non-dispatchable renewable resources curtailed for the month:

Curtailed MWh from non-dispatchable resources are difficult to determine due to the variability of the resource during curtailment periods. In some cases, the curtailed MWh estimates were provided by the IPPs under curtailment. The Company does not make any representations as to the accuracy of the curtailed MWh. The estimated MWh of non-dispatchable resources curtailed for the month are provided in Attachment 6, corresponding to each curtailment event.

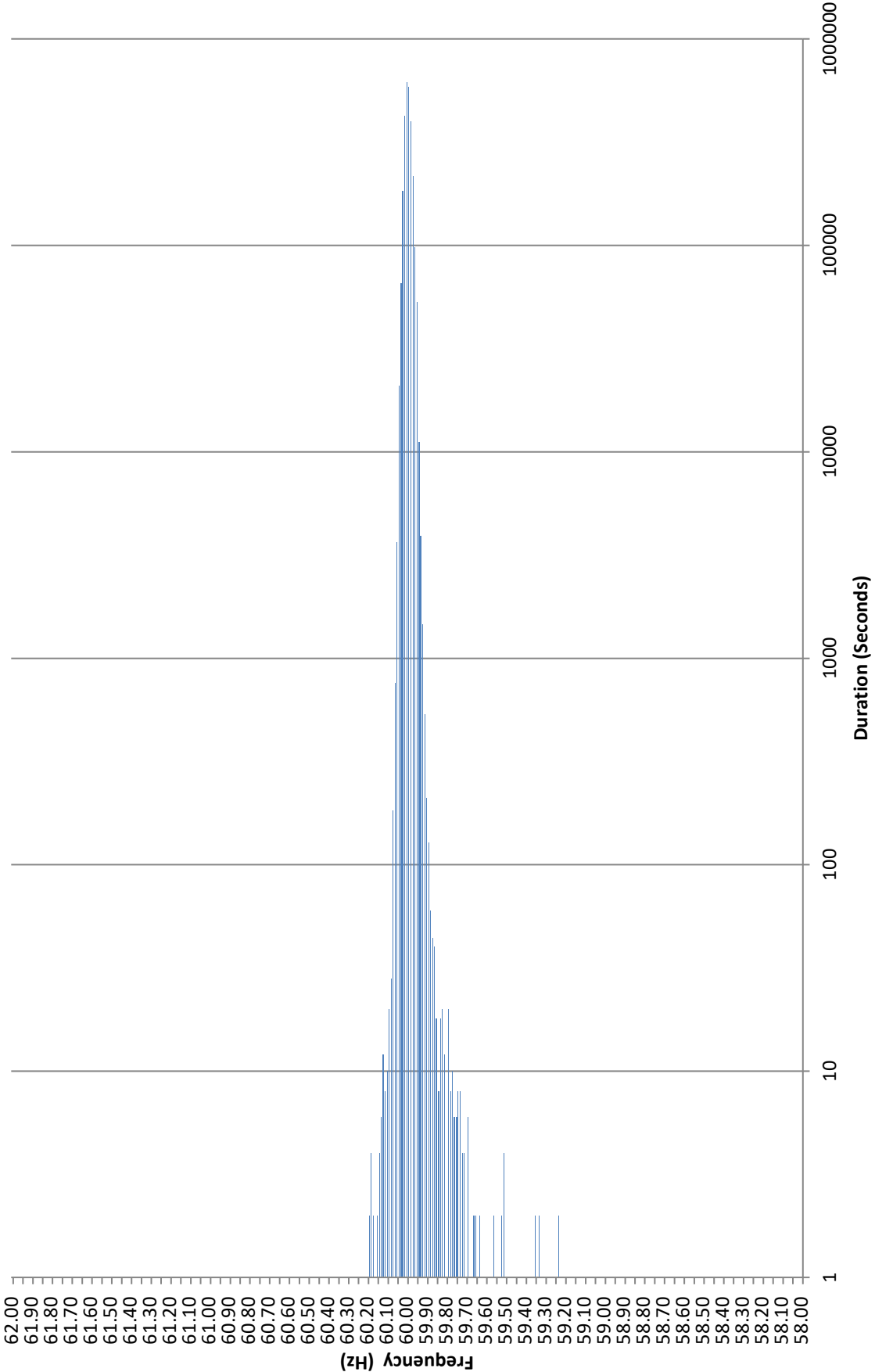
**Frequency Distribution Plot - Hawaiian Electric Company, Inc.
July 2022**



**Frequency Distribution Plot - Maui Electric Company, Limited
July 2022**



**Frequency Distribution Plot - Hawai'i Electric Light Company, Inc.
July 2022**



Hawaiian Electric Frequency Excursion Statistics July 2022		
Data Rounded to the nearest	<59.95 Hz	>60.05 Hz
Number of Excursions	3207	933
Maximum Duration (sec)	466	312
Maximum Deviation (Hz)	59.302	60.138
Total Duration of Excursions (sec)	38166	8012

Maui Electric Company, Limited Frequency Excursion Statistics July 2022		
	<59.95 Hz	>60.05 Hz
Number of Excursions	4635	3350
Maximum Duration (sec)	298	540
Maximum Deviation (Hz)	59.805	60.119
Total Duration of Excursions (sec)	24300	24870

Hawai'i Electric Light Company, Inc. Frequency Excursion Statistics July 2022		
	<59.95 Hz	>60.05 Hz
Number of Excursions	7767	496
Maximum Duration (sec)	142	44
Maximum Deviation (Hz)	59.227	60.194
Total Duration of Excursions (sec)	45032	2054

This page intentionally left blank.

HAWAIIAN ELECTRIC COMPANY, INC.
DEMAND RESPONSE EVENTS
July 2022

Event #	Date & Time	Frequency (Hz)			Load Shed (MW)	Duration (HH:MM)	Description
		Prior to Event	Nadir	Trigger			
1	7/10/2022 8:41	60.06	59.64	59.70	NA	NA	AES tripped offline while generating ~45MW. RDLC activated.
2	7/14/2022 17:42	60.01	59.68	59.70	NA	0:01	Kahe 4 tripped offline while generating ~64MW. Schofield called online for spinning reserves. RDLC activated.
3	7/25/2022 5:52	60.00	59.44	59.70	NA	0:07	Kahe 6 tripped offline while generating ~75MW. RDLC/CIDLC activated.

Hawaiian Electric Company, Inc. Curtailment Report July 2022

Start Date/Time	Curtailment Set Point	MW output prior to start of curtailment	End Date/Time	MW output after curtailment released	Estimated MWh of curtailed energy during event (1)	IPP/Facility	Reason for Curtailment
07/02/22 10:07	0.0	7.20	07/02/22 14:29	0	*	KSMauka	Oversupply
07/02/22 10:07	0.0	10.90	07/02/22 14:28	0	*	KSMakai	Oversupply
07/02/22 10:43	0.0	3.90	07/02/22 14:27	0	*	Aloha2	Oversupply
07/02/22 10:43	0.0	1.90	07/02/22 14:27	0	*	MFO	Oversupply
07/02/22 10:44	0.0	23.90	07/02/22 14:26	0	*	NPM	Oversupply
07/02/22 11:16	0.0	37.20	07/02/22 13:28	0	*	Waipio	Oversupply
07/02/22 11:16	0.0	14.00	07/02/22 13:28	0	*	Lani	Oversupply
07/05/22 06:22	0.0	0.00	07/05/22 08:08	0	*	KREP	System Constraints
07/05/22 06:24	0.0	0.00	07/05/22 08:24	0	3.26	WestL	System Constraints
07/05/22 06:28	0.0	0.00	07/05/22 16:57	0	*	KLS2	System Constraints
07/05/22 14:46	0.0	2.50	07/05/22 17:03	0	*	KREP	System Constraints
07/05/22 14:48	0.0	18.00	07/05/22 17:06	0	27.01	WestL	System Constraints
07/06/22 07:06	0.0	0.10	07/06/22 07:39	0	*	South	System Constraints
07/06/22 07:07	0.0	0.40	07/06/22 07:38	0	*	North	System Constraints
07/07/22 18:04	0.0	0.00	07/07/22 18:44	0	*	KSMauka	System Constraints
07/07/22 18:07	0.0	25.30	07/07/22 18:45	0	*	KWMauka	System Constraints
07/07/22 18:18	0.0	0.00	07/07/22 18:42	0	*	North	System Constraints
07/07/22 18:19	0.0	0.00	07/07/22 18:42	0	*	South	System Constraints
07/09/22 10:56	0.0	18.20	07/09/22 15:48	0	*	KSMauka	Oversupply
07/09/22 10:56	0.0	12.00	07/09/22 15:41	0	*	KSMakai	Oversupply
07/09/22 11:25	0.0	2.30	07/09/22 14:40	0	*	Aloha2	Oversupply
07/09/22 11:25	0.0	2.40	07/09/22 14:39	0	*	MFO	Oversupply
07/09/22 11:27	0.0	22.70	07/09/22 14:28	0	*	NPM	Oversupply
07/09/22 11:31	0.0	32.40	07/09/22 13:49	0	*	Waipio	Oversupply
07/09/22 11:31	0.0	6.45	07/09/22 13:49	0	*	Lani	Oversupply
07/10/22 12:45	0.0	11.00	07/10/22 15:29	0	*	KSMauka	Oversupply
07/10/22 12:45	0.0	8.20	07/10/22 15:28	0	*	KSMakai	Oversupply
07/10/22 12:47	0.0	3.80	07/10/22 15:27	0	*	Aloha2	Oversupply
07/13/22 11:39	0.0	3.00	07/13/22 12:37	0	*	MFO	System Constraints
07/13/22 11:51	0.0	13.00	07/13/22 12:44	0	*	KWF	System Constraints
07/13/22 11:52	0.0	8.40	07/13/22 12:32	0	*	KWMakai	System Constraints
07/13/22 11:55	0.0	18.70	07/13/22 12:35	0	*	KSMakai	System Constraints
07/13/22 12:59	0.0	3.40	07/13/22 14:24	0	*	Aloha1	System Constraints
07/13/22 13:46	0.0	27.50	07/13/22 14:31	0	*	Waianae	System Constraints
07/14/22 06:25	0.0	22.10	07/14/22 16:13	0	*	NPM	System Constraints
07/14/22 06:38	0.0	0.20	07/14/22 08:42	0	*	MFO	System Constraints
07/14/22 06:43	0.0	11.80	07/14/22 08:57	0	*	KWF	System Constraints
07/14/22 06:45	0.0	7.50	07/14/22 08:41	0	*	KWMakai	System Constraints
07/14/22 06:49	0.0	1.00	07/14/22 08:40	0	*	KSMakai	System Constraints
07/14/22 14:32	0.0	2.60	07/14/22 16:10	0	*	MFO	System Constraints
07/14/22 14:51	0.0	0.00	07/14/22 15:56	0	*	KWF	System Constraints
07/14/22 14:54	0.0	8.10	07/14/22 16:07	0	*	KWMakai	System Constraints
07/14/22 14:47	0.0	8.00	07/14/22 16:08	0	*	KSMakai	System Constraints
07/18/22 07:01	0.0	7.15	07/18/22 07:41	0	*	KWF	Facility Requested
07/18/22 09:09	0.0	1.02	07/18/22 10:48	0	*	North	System Constraints
07/18/22 09:10	0.0	0.33	07/18/22 10:48	0	*	South	System Constraints
07/18/22 21:35	0.0	0.00	07/18/22 22:59	0	*	North	System Constraints
07/18/22 21:36	0.0	0.00	07/18/22 22:59	0	*	South	System Constraints
07/18/22 21:41	0.0	0.00	07/18/22 22:58	0	*	KSMauka	System Constraints
07/18/22 21:43	0.0	16.00	07/18/22 22:56	0	*	KWMauka	System Constraints
07/19/22 06:29	0.0	0.00	07/19/22 06:38	0	*	North	System Constraints
07/19/22 06:29	0.0	0.00	07/19/22 06:39	0	*	South	System Constraints
07/19/22 09:39	0.0	9.92	07/19/22 10:08	0	*	KWF	Facility Requested
07/19/22 10:27	0.0	9.34	07/19/22 10:53	0	*	KWF	Facility Requested
07/19/22 12:05	0.0	12.60	07/19/22 14:30	0	*	KSMauka	Oversupply
07/19/22 12:05	0.0	11.50	07/19/22 14:25	0	*	KSMakai	Oversupply
07/19/22 19:31	0.0	0.00	07/19/22 20:05	0	*	North	System Constraints
07/19/22 19:32	0.0	0.00	07/19/22 20:05	0	*	South	System Constraints

Hawaiian Electric Company, Inc. Curtailment Report July 2022

Start Date/Time	Curtailment Set Point	MW output prior to start of curtailment	End Date/Time	MW output after curtailment released	Estimated MWh of curtailed energy during event (1)	IPP/Facility	Reason for Curtailment
07/19/22 19:34	0.0	9.40	07/19/22 20:04	0	*	KWMauka	System Constraints
07/19/22 19:34	0.0	0.00	07/19/22 20:04	0	*	KSMauka	System Constraints
07/20/22 04:38	0.0	0.00	07/20/22 05:38	0	*	North	System Constraints
07/20/22 04:39	0.0	0.00	07/20/22 05:39	0	*	South	System Constraints
07/20/22 17:50	0.0	0.00	07/20/22 18:28	0	*	North	System Constraints
07/20/22 17:50	0.0	0.00	07/20/22 18:29	0	*	South	System Constraints
07/21/22 05:44	0.0	0.30	07/21/22 05:52	0	*	North	System Constraints
07/21/22 05:44	0.0	0.10	07/21/22 05:52	0	*	South	System Constraints
07/20/22 17:54	0.0	44.70	07/20/22 18:28	0	*	KWMauka	System Constraints
07/20/22 17:56	0.0	6.90	07/20/22 18:28	0	*	KSMauka	System Constraints
07/21/22 18:20	0.0	0.00	07/21/22 19:22	0	*	North	System Constraints
07/21/22 18:21	0.0	0.00	07/21/22 19:23	0	*	South	System Constraints
07/21/22 18:25	0.0	44.70	07/21/22 19:18	0	*	KWMauka	System Constraints
07/21/22 18:28	0.0	6.90	07/21/22 19:20	0	*	KSMauka	System Constraints
07/22/22 05:53	0.0	0.00	07/22/22 06:00	0	*	North	System Constraints
07/22/22 05:53	0.0	0.00	07/22/22 06:00	0	*	South	System Constraints
07/22/22 17:04	0.0	1.36	07/22/22 19:11	0	*	Aloha1	Facility Requested
07/22/22 18:19	0.0	0.00	07/22/22 18:51	0	*	North	System Constraints
07/22/22 18:20	0.0	0.00	07/22/22 18:51	0	*	South	System Constraints
07/22/22 18:23	0.0	21.50	07/22/22 18:47	0	*	KWMauka	System Constraints
07/22/22 18:25	0.0	8.30	07/22/22 18:50	0	*	KSMauka	System Constraints
07/23/22 13:00	0.0	21.00	07/23/22 14:21	0	*	KSMauka	Oversupply
07/23/22 13:01	0.0	20.00	07/23/22 14:21	0	*	KSMakai	Oversupply
07/24/22 10:33	0.0	26.10	07/24/22 14:05	0	*	KSMauka	Oversupply
07/24/22 10:34	0.0	16.70	07/24/22 14:04	0	*	KSMakai	Oversupply
07/25/22 12:11	0.0	21.50	07/25/22 14:22	0	*	KSMauka	Oversupply
07/25/22 12:12	0.0	19.40	07/25/22 14:21	0	*	KSMakai	Oversupply
07/25/22 18:46	0.0	0.00	07/26/22 08:36	0	*	KREP	System Constraints
07/25/22 18:47	0.0	0.00	07/26/22 05:06	0	0.00	WestL	System Constraints
07/26/22 04:33	0.0	19.00	07/26/22 22:30	0	*	NPM	System Constraints
07/26/22 07:41	0.0	0.80	07/26/22 07:45	0	*	North	System Constraints
07/26/22 07:41	0.0	0.40	07/26/22 07:45	0	*	South	System Constraints
07/26/22 16:34	0.0	1.00	07/26/22 17:36	0	*	North	System Constraints
07/26/22 16:35	0.0	0.00	07/26/22 17:36	0	*	South	System Constraints
07/26/22 16:35	0.0	6.00	07/26/22 17:35	0	*	KSMauka	System Constraints
07/26/22 16:36	0.0	19.00	07/26/22 17:35	0	*	KWMauka	System Constraints
07/26/22 18:16	0.0	0.00	07/27/22 08:06	0	*	KREP	System Constraints
07/26/22 18:18	0.0	0.00	07/27/22 05:15	0	0.00	WestL	System Constraints
07/27/22 11:13	0.0	3.00	07/28/22 00:42	0	*	MFO	System Constraints
07/27/22 11:20	0.0	0.00	07/27/22 17:25	0	*	NPM	System Constraints
07/27/22 11:21	0.0	8.50	07/28/22 02:30	0	*	KWF	System Constraints
07/27/22 11:26	0.0	11.00	07/28/22 00:44	0	*	KWMakai	System Constraints
07/27/22 11:27	0.0	17.70	07/27/22 12:21	0	*	KWMauka	System Constraints
07/27/22 11:30	0.0	19.60	07/28/22 08:54	0	*	KSMakai	System Constraints
07/27/22 11:30	0.0	27.10	07/27/22 12:23	0	*	KSMauka	System Constraints
07/27/22 23:03	0.0	0.00	07/28/22 00:44	0	*	KWMauka	System Constraints
07/27/22 16:50	0.0	2.00	07/28/22 10:21	0	*	KREP	System Constraints
07/27/22 16:53	0.0	8.00	07/28/22 06:21	0	7.36	WestL	System Constraints
07/27/22 17:00	0.0	4.00	07/28/22 06:16	0	*	KLS2	System Constraints
07/28/22 06:50	0.0	4.70	07/28/22 16:03	0	*	NPM	System Constraints
07/28/22 17:06	0.0	2.00	07/29/22 09:37	0	*	KREP	System Constraints
07/28/22 17:07	0.0	5.00	07/29/22 06:13	0	5.92	WestL	System Constraints
07/31/22 10:00	0.0	8.00	07/31/22 15:05	0	*	KSMauka	Oversupply
07/31/22 10:00	0.0	4.00	07/31/22 15:05	0	*	KSMakai	Oversupply
07/31/22 10:02	0.0	4.70	07/31/22 15:04	0	*	Aloha2	Oversupply
07/31/22 10:04	0.0	2.70	07/31/22 15:03	0	*	MFO	Oversupply
07/31/22 10:07	0.0	23.20	07/31/22 14:53	0	*	NPM	Oversupply
07/31/22 10:47	22.6	35.50	07/31/22 11:09	22.39	*	Waipio	Oversupply
07/31/22 10:47	7.4	10.60	07/31/22 11:09	7.48	*	Lani	Oversupply
07/31/22 11:09	0.0	22.40	07/31/22 14:39	0	*	Waipio	Oversupply
07/31/22 11:09	0.0	7.50	07/31/22 14:39	0	*	Lani	Oversupply

Hawaiian Electric Company, Inc. Curtailment Report July 2022

Start Date/Time	Curtailment Set Point	MW output prior to start of curtailment	End Date/Time	MW output after curtailment released	Estimated MWh of curtailed energy during event (1)	IPP/Facility	Reason for Curtailment
07/31/22 11:29	0.0	16.90	07/31/22 14:24	0	54.35	WestL	Oversupply
07/31/22 11:52	0.0	27.50	07/31/22 14:05	0	*	Waianae	Oversupply

Aloha1 = Aloha Solar Energy Fund I
Aloha2 = Aloha Solar Energy Fund II
KLS2 = Kalaeloa Solar Two
KREP = Kalaeloa Renewable Energy Partners
KWF = Kahuku Wind Power
Lani = Lanikuhana Solar
MFO = Mauka FIT One Solar
NPM = Na Pua Makani Power Partners
KSMakai = Kawaiolo Solar Makai
KSMauka = Kawaiolo Solar Mauka
KWMakai = Kawaiolo Wind Makai
KWMauka = Kawaiolo Wind Mauka
North = Waihonu North
South = Waihonu South
Waianae = EE Waianae Solar Project
Waipio = Waipio PV
WestL = West Loch PV

(1) The estimated MWh of energy curtailed during the event is supplied by IPP, and HECO does not make any representations as to its accuracy.

* Data has not been provided by IPP.



Lanai Curtailment Report

July 2022

Start Date and Time	Duration (h:mm)	IPP Curtailed	Estimated MWh Curtailed	Peak MW Curtailed	Reasons for Curtailment
No curtailment for July 2022					
Notes:					
On June 27, 2012, Maui Electric notified Lanai Sustainability Research (LSR) that although LSR has not operated in compliance with the revised ramp rate of 360 kW/minute, Maui Electric would conditionally allow LSR to operate at the allowed capacity of 1.2 MW while the Maui Electric-Lanai Diesel Operator was in the control room.					
LSR possible output data is not available. Therefore, Maui Electric assumes LSR is curtailed if the LSR curtailment set point is less than 1,200 kW and LSR's output is within 70 kW of the curtailment set point.					
The curtailment reasons have been modified to oversupply, system constraints, and facility requested, to provide continuity with HPUC Docket No. 2013-0141 Decoupling for HECO companies' metrics.					
Facility Requested curtailment includes but is not limited to conditions that are attributed to IPPs such as communication problems and curtailment control testing.					



Maui Curtailment Report

July 2022

Start Date and Time	Duration (minutes)	IPP Curtailed	Estimated Curtailed MWH	Peak MW Curtailed	Reasons for Curtailment
7/1/2022 0:00	6:23	KWPPI	62.59377	20.92014	Oversupply
7/1/2022 5:49	0:33	BS250	Data is not available	Data is not available	Oversupply
7/1/2022 6:01	0:20	SSA3	0.01655	0.01400	Oversupply
7/1/2022 6:03	0:18	SSA2	0.01118	0.00100	Oversupply
7/1/2022 6:23	0:02	SSA3	0.00227	0.04500	Oversupply
7/1/2022 6:25	0:02	BS250	Data is not available	Data is not available	Oversupply
7/1/2022 6:25	0:02	SSA3	0.00231	0.00100	Oversupply
7/1/2022 6:26	0:01	KWPPI	0.00401	20.89618	Oversupply
7/1/2022 6:27	0:04	SSA3	0.00344	-0.00300	Oversupply
7/1/2022 6:27	0:04	SSA2	0.00340	0.00000	Oversupply
7/1/2022 6:28	0:04	BS250	Data is not available	Data is not available	Oversupply
7/1/2022 6:28	0:01	KWPPI	0.00073	20.89319	Oversupply
7/1/2022 6:30	0:01	KWPPI	0.01362	20.89319	Oversupply
7/1/2022 7:59	0:02	SSA3	0.01789	0.52700	Oversupply
7/1/2022 8:00	0:02	SSA2	0.02995	0.47100	Oversupply
7/1/2022 8:01	0:02	SSA3	0.03269	0.57800	Oversupply
7/1/2022 8:02	0:02	SSA2	0.02995	0.15500	Oversupply
7/1/2022 8:03	0:16	BS250	Data is not available	Data is not available	Oversupply
7/1/2022 8:03	0:15	KWPPI	0.28674	20.88122	Oversupply
7/1/2022 8:03	0:16	SSA3	0.25520	0.00700	Oversupply
7/1/2022 8:04	0:14	SSA2	0.19800	-0.00300	Oversupply
7/1/2022 8:18	0:02	SSA2	0.02336	0.03700	Oversupply
7/1/2022 8:19	0:02	SSA3	0.03008	-0.00500	Oversupply
7/1/2022 8:20	0:02	SSA2	0.02316	0.11500	Oversupply
7/1/2022 8:21	0:02	SSA3	0.03008	0.14400	Oversupply
7/1/2022 8:22	0:02	SSA2	0.02336	0.33700	Oversupply
7/1/2022 8:23	0:02	SSA3	0.02959	0.84300	Oversupply
7/1/2022 8:24	0:02	SSA2	0.02336	0.35400	Oversupply
7/1/2022 8:25	0:02	SSA3	0.03008	0.23600	Oversupply
7/1/2022 8:26	0:02	SSA2	0.02336	0.52300	Oversupply
7/1/2022 8:27	0:02	SSA3	0.02984	0.29500	Oversupply
7/1/2022 8:28	0:02	SSA2	0.01850	0.09900	Oversupply
7/1/2022 8:29	0:01	BS250	Data is not available	Data is not available	Oversupply
7/1/2022 8:29	0:02	SSA3	0.01835	0.03500	Oversupply
7/1/2022 8:30	0:02	SSA2	0.01834	0.12500	Oversupply
7/1/2022 8:31	0:02	SSA3	0.01999	0.56800	Oversupply
7/1/2022 8:32	0:02	SSA2	0.01834	0.64100	Oversupply
7/1/2022 8:33	0:02	SSA3	0.02199	0.84200	Oversupply
7/1/2022 8:34	0:02	SSA2	0.01834	0.54300	Oversupply
7/1/2022 8:35	0:02	SSA3	0.02032	0.61400	Oversupply
7/1/2022 8:36	0:02	SSA2	0.01819	0.67500	Oversupply
7/1/2022 8:37	0:02	SSA3	0.02016	0.93100	Oversupply
7/1/2022 8:39	0:02	SSA3	0.02032	0.97100	Oversupply
7/1/2022 8:40	0:02	SSA2	0.01819	0.79100	Oversupply
7/1/2022 8:41	0:02	SSA3	0.01999	0.97400	Oversupply
7/1/2022 8:42	0:02	SSA2	0.01834	0.68600	Oversupply
7/1/2022 8:43	0:02	SSA3	0.03071	0.84700	Oversupply
7/1/2022 8:44	0:02	SSA2	0.03514	0.19600	Oversupply
7/1/2022 8:45	0:02	SSA3	0.04870	0.45500	Oversupply
7/1/2022 8:46	0:02	SSA2	0.04617	0.27300	Oversupply
7/1/2022 8:47	0:02	SSA3	0.04790	0.04300	Oversupply
7/1/2022 8:48	0:01	KWPPI	0.00343	20.87124	Oversupply
7/1/2022 8:48	0:02	SSA2	0.04579	0.02200	Oversupply
7/1/2022 8:49	0:13	BS250	Data is not available	Data is not available	Oversupply
7/1/2022 8:49	0:14	SSA3	0.33938	0.02700	Oversupply
7/1/2022 8:50	0:03	KWPPI	0.03471	20.88820	Oversupply
7/1/2022 8:50	0:12	SSA2	0.28232	-0.00300	Oversupply
7/1/2022 8:54	0:10	KWPPI	0.08907	20.88621	Oversupply
7/1/2022 9:02	0:02	SSA2	0.05189	0.02700	Oversupply
7/1/2022 9:03	0:01	BS250	Data is not available	Data is not available	Oversupply
7/1/2022 9:04	0:02	SSA3	0.05217	0.09100	Oversupply
7/1/2022 9:04	0:02	SSA2	0.05189	0.36400	Oversupply
7/1/2022 9:06	0:02	SSA3	0.05174	0.33200	Oversupply
7/1/2022 9:06	0:02	SSA2	0.05146	0.11600	Oversupply
7/1/2022 9:07	5:46	BS250	Data is not available	Data is not available	Oversupply
7/1/2022 9:08	5:45	SSA3	13.33372	-0.00100	Oversupply
7/1/2022 9:08	5:46	SSA2	13.55394	0.00000	Oversupply
7/1/2022 9:09	5:45	KWPPI	79.79816	20.91415	Oversupply
7/1/2022 11:31	0:11	AWE	0.14257	21.00000	Oversupply
7/1/2022 12:02	1:07	AWE	3.36316	21.00000	Oversupply
7/1/2022 14:53	0:02	SSA3	0.06945	-0.00500	Oversupply
7/1/2022 14:54	0:02	SSA2	0.08391	0.26200	Oversupply
7/1/2022 14:55	0:02	SSA3	0.06888	-0.00500	Oversupply



Maui Curtailment Report

July 2022

Start Date and Time	Duration (minutes)	IPP Curtailed	Estimated Curtailed MWH	Peak MW Curtailed	Reasons for Curtailment
7/1/2022 14:57	0:02	SSA2	0.08322	0.01800	Oversupply
7/1/2022 14:57	0:02	BS250	Data is not available	Data is not available	Oversupply
7/1/2022 14:57	0:02	KWP11	0.00763	19.39925	Oversupply
7/1/2022 14:57	0:02	SSA3	0.06888	0.07800	Oversupply
7/1/2022 14:59	0:02	SSA2	0.07917	0.14200	Oversupply
7/1/2022 14:59	0:02	SSA3	0.06038	0.45300	Oversupply
7/1/2022 15:01	0:02	SSA2	0.07893	0.47800	Oversupply
7/1/2022 15:01	0:02	SSA3	0.05531	0.48400	Oversupply
7/1/2022 15:03	0:02	SSA2	0.07958	0.68600	Oversupply
7/1/2022 15:03	0:02	SSA3	0.05577	0.70400	Oversupply
7/1/2022 15:05	0:02	SSA2	0.07958	0.24800	Oversupply
7/1/2022 15:05	0:02	SSA3	0.05531	0.25900	Oversupply
7/1/2022 15:07	0:02	SSA2	0.07893	0.66400	Oversupply
7/1/2022 15:07	0:02	SSA3	0.05623	1.43900	Oversupply
7/1/2022 15:09	0:02	SSA2	0.07958	1.48200	Oversupply
7/1/2022 15:09	0:36	SSA3	1.05109	0.97100	Oversupply
7/1/2022 15:10	0:34	BS250	Data is not available	Data is not available	Oversupply
7/1/2022 15:10	0:35	KWP11	1.85625	19.44815	Oversupply
7/1/2022 15:11	0:34	SSA2	1.55875	0.00200	Oversupply
7/1/2022 15:45	0:02	SSA2	0.04470	0.16700	Oversupply
7/1/2022 15:45	0:02	SSA3	0.02181	-0.00400	Oversupply
7/1/2022 15:47	0:02	SSA2	0.04470	0.50300	Oversupply
7/1/2022 15:47	0:02	SSA3	0.02181	0.43300	Oversupply
7/1/2022 15:49	0:02	SSA2	0.04433	0.94100	Oversupply
7/1/2022 15:49	0:02	SSA3	0.02200	0.62300	Oversupply
7/2/2022 1:41	0:01	KWP11	0.00441	20.93012	Oversupply
7/2/2022 1:45	0:04	KWP11	0.02718	20.93610	Oversupply
7/2/2022 1:51	0:01	KWP11	0.00506	20.93012	Oversupply
7/2/2022 1:53	0:37	KWP11	1.67607	20.93511	Oversupply
7/2/2022 2:35	0:49	KWP11	2.44425	20.93710	Oversupply
7/2/2022 3:28	1:12	KWP11	6.13901	20.96405	Oversupply
7/2/2022 4:44	0:30	KWP11	0.76393	20.94908	Oversupply
7/2/2022 5:15	0:01	KWP11	0.00388	20.92812	Oversupply
7/2/2022 7:55	0:02	SSA2	0.01535	0.44700	Oversupply
7/2/2022 7:57	0:02	SSA2	0.01522	0.06500	Oversupply
7/2/2022 7:57	0:02	SSA3	0.01242	0.32000	Oversupply
7/2/2022 7:59	0:02	SSA2	0.02041	0.12200	Oversupply
7/2/2022 7:59	0:02	SSA3	0.02658	0.02800	Oversupply
7/2/2022 8:00	0:02	BS250	Data is not available	Data is not available	Oversupply
7/2/2022 8:00	0:02	KWP11	0.00361	20.84529	Oversupply
7/2/2022 8:01	0:14	SSA2	0.21583	0.01000	Oversupply
7/2/2022 8:01	0:02	SSA3	0.03308	0.20800	Oversupply
7/2/2022 8:03	0:14	BS250	Data is not available	Data is not available	Oversupply
7/2/2022 8:03	0:08	KWP11	0.11333	20.85228	Oversupply
7/2/2022 8:03	0:12	SSA3	0.18535	0.01100	Oversupply
7/2/2022 8:12	0:02	KWP11	0.01621	20.84230	Oversupply
7/2/2022 8:15	0:02	KWP11	0.01879	20.84629	Oversupply
7/2/2022 8:15	0:02	SSA2	0.01349	0.00100	Oversupply
7/2/2022 8:16	0:02	SSA3	0.01668	0.06400	Oversupply
7/2/2022 8:17	0:02	SSA2	0.01349	0.22200	Oversupply
7/2/2022 8:18	0:02	SSA3	0.01682	0.38600	Oversupply
7/2/2022 8:39	0:02	SSA2	0.00852	0.23400	Oversupply
7/2/2022 8:40	0:02	SSA3	0.02332	0.90100	Oversupply
7/2/2022 8:41	0:04	BS250	Data is not available	Data is not available	Oversupply
7/2/2022 8:41	0:04	KWP11	0.05498	20.82334	Oversupply
7/2/2022 8:41	0:04	SSA2	0.01785	0.17200	Oversupply
7/2/2022 8:42	0:04	SSA3	0.05622	0.00100	Oversupply
7/2/2022 8:45	0:02	SSA2	0.00966	0.00900	Oversupply
7/2/2022 8:46	0:02	SSA3	0.04330	0.49100	Oversupply
7/2/2022 8:47	0:04	SSA2	0.01932	0.08300	Oversupply
7/2/2022 8:48	0:02	SSA3	0.04294	0.71100	Oversupply
7/2/2022 8:50	0:02	SSA3	0.04366	0.36400	Oversupply
7/2/2022 8:51	6:38	BS250	Data is not available	Data is not available	Oversupply
7/2/2022 8:51	6:38	KWP11	110.27430	20.91016	Oversupply
7/2/2022 8:51	6:36	SSA2	16.13525	0.01400	Oversupply
7/2/2022 8:52	6:40	SSA3	15.13709	0.00100	Oversupply
7/2/2022 10:31	0:09	AWE	0.11267	21.00000	Oversupply
7/2/2022 10:42	0:19	AWE	0.84899	21.00000	Oversupply
7/2/2022 11:11	3:18	AWE	36.62832	21.00000	Oversupply
7/2/2022 14:31	0:01	AWE	0.00341	21.00000	Oversupply
7/2/2022 15:27	0:04	SSA2	0.13799	0.00100	Oversupply
7/2/2022 15:30	0:02	BS250	Data is not available	Data is not available	Oversupply
7/2/2022 15:31	0:02	SSA2	0.06233	0.00500	Oversupply



Maui Curtailment Report

July 2022

Start Date and Time	Duration (minutes)	IPP Curtailed	Estimated Curtailed MWH	Peak MW Curtailed	Reasons for Curtailment
7/2/2022 15:31	0:02	SSA3	0.03155	0.15700	Oversupply
7/2/2022 15:33	0:02	SSA2	0.06285	0.38400	Oversupply
7/2/2022 15:34	0:02	SSA3	0.03130	0.35800	Oversupply
7/2/2022 15:35	0:02	SSA2	0.06337	0.19400	Oversupply
7/2/2022 15:36	0:02	SSA3	0.03130	0.61000	Oversupply
7/2/2022 15:37	0:02	SSA2	0.06233	1.34900	Oversupply
7/2/2022 15:38	0:02	SSA3	0.03155	1.31000	Oversupply
7/2/2022 15:39	0:02	SSA2	0.06285	1.58800	Oversupply
7/2/2022 15:41	0:02	SSA2	0.06285	1.43100	Oversupply
7/2/2022 15:42	0:02	SSA3	0.03155	1.30500	Oversupply
7/3/2022 1:02	0:01	KWPPII	0.00019	19.24058	Oversupply
7/3/2022 1:28	0:02	KWPPII	0.02060	18.54001	Oversupply
7/3/2022 1:35	0:01	KWPPII	0.00076	16.70976	Oversupply
7/3/2022 1:37	0:01	KWPPII	0.00424	16.53013	Oversupply
7/3/2022 1:42	3:41	KWPPII	19.88238	19.58887	Oversupply
7/3/2022 5:27	0:03	KWPPII	0.00921	19.20266	Oversupply
7/3/2022 5:34	0:01	KWPPII	0.00049	19.46412	Oversupply
7/3/2022 6:45	0:02	SSA2	0.00165	0.06500	Oversupply
7/3/2022 6:47	0:02	SSA3	0.00424	0.16400	Oversupply
7/3/2022 6:49	0:02	SSA3	0.00421	0.09100	Oversupply
7/3/2022 6:51	0:02	SSA2	0.00164	0.01300	Oversupply
7/3/2022 7:03	0:02	SSA3	0.00539	0.20400	Oversupply
7/3/2022 7:05	0:02	SSA2	0.00270	0.11400	Oversupply
7/3/2022 8:13	0:46	SSA2	0.47907	0.18600	Oversupply
7/3/2022 8:14	0:46	SSA3	0.86299	0.10300	Oversupply
7/3/2022 8:16	0:44	BS250	Data is not available	Data is not available	Oversupply
7/3/2022 8:17	0:44	KWPPII	3.15469	20.88721	Oversupply
7/3/2022 8:59	0:02	SSA2	0.02109	0.00100	Oversupply
7/3/2022 9:00	0:02	SSA3	0.03858	0.03000	Oversupply
7/3/2022 9:01	0:04	SSA2	0.05060	0.09000	Oversupply
7/3/2022 9:02	0:03	BS250	Data is not available	Data is not available	Oversupply
7/3/2022 9:02	0:04	SSA3	0.07684	0.00400	Oversupply
7/3/2022 9:03	0:03	KWPPII	0.03815	20.39421	Oversupply
7/3/2022 9:05	0:02	SSA2	0.02541	0.34400	Oversupply
7/3/2022 9:07	0:02	SSA2	0.02541	0.47900	Oversupply
7/3/2022 9:08	0:02	SSA3	0.03889	0.08500	Oversupply
7/3/2022 9:09	0:16	BS250	Data is not available	Data is not available	Oversupply
7/3/2022 9:09	0:16	SSA2	0.20612	0.00800	Oversupply
7/3/2022 9:10	0:16	KWPPII	0.39074	20.53592	Oversupply
7/3/2022 9:10	0:14	SSA3	0.33048	-0.00200	Oversupply
7/3/2022 9:25	0:02	SSA3	0.05340	-0.00200	Oversupply
7/3/2022 9:25	0:02	SSA2	0.02643	0.31600	Oversupply
7/3/2022 9:38	0:02	SSA2	0.01393	0.53900	Oversupply
7/3/2022 9:39	0:02	SSA3	0.04327	1.61300	Oversupply
7/3/2022 9:40	0:02	SSA2	0.01393	0.39600	Oversupply
7/3/2022 9:41	5:14	BS250	Data is not available	Data is not available	Oversupply
7/3/2022 9:41	5:15	KWPPII	55.76386	21.05486	Oversupply
7/3/2022 9:41	5:15	SSA3	10.48568	0.33000	Oversupply
7/3/2022 9:42	5:14	SSA2	6.75327	0.00100	Oversupply
7/3/2022 14:55	0:02	SSA2	0.02296	0.00100	Oversupply
7/3/2022 14:56	0:02	SSA3	0.03236	0.26600	Oversupply
7/3/2022 14:57	0:02	SSA2	0.02296	0.00200	Oversupply
7/3/2022 14:58	0:01	BS250	Data is not available	Data is not available	Oversupply
7/3/2022 14:58	0:01	KWPPII	0.00194	19.52200	Oversupply
7/3/2022 14:58	0:02	SSA3	0.02780	-0.00300	Oversupply
7/3/2022 15:07	0:02	SSA2	0.01203	0.52800	Oversupply
7/3/2022 15:08	0:02	SSA3	0.03120	1.15600	Oversupply
7/3/2022 15:10	0:02	SSA2	0.01203	0.01900	Oversupply
7/3/2022 15:10	0:01	KWPPII	0.00190	20.70957	Oversupply
7/3/2022 15:10	0:02	SSA3	0.03146	0.37400	Oversupply
7/3/2022 15:12	0:02	SSA2	0.01193	0.58700	Oversupply
7/3/2022 15:12	0:02	SSA3	0.03172	0.37700	Oversupply
7/3/2022 15:14	0:02	SSA2	0.01065	0.20900	Oversupply
7/3/2022 15:14	0:02	SSA3	0.00950	0.72500	Oversupply
7/3/2022 15:16	0:02	SSA2	0.00968	0.23600	Oversupply
7/3/2022 15:16	0:02	SSA3	0.01197	1.40500	Oversupply
7/3/2022 15:18	0:02	SSA2	0.00968	0.54300	Oversupply
7/3/2022 18:54	0:14	KWPPII	0.76738	20.80338	Oversupply
7/4/2022 0:46	0:12	KWPPII	0.16196	20.79240	Oversupply
7/4/2022 1:18	0:06	KWPPII	0.05314	20.77344	Oversupply
7/4/2022 1:30	2:37	KWPPII	17.16372	20.79539	Oversupply
7/4/2022 4:18	0:07	KWPPII	0.17508	20.76945	Oversupply
7/4/2022 4:28	0:22	KWPPII	1.16988	20.76945	Oversupply



Maui Curtailment Report

July 2022

Start Date and Time	Duration (minutes)	IPP Curtailed	Estimated Curtailed MWH	Peak MW Curtailed	Reasons for Curtailment
7/4/2022 5:00	0:12	KWP11	0.19105	20.77743	Oversupply
7/4/2022 5:14	0:02	KWP11	0.00306	20.76645	Oversupply
7/4/2022 5:17	0:55	KWP11	3.04197	20.79040	Oversupply
7/4/2022 5:49	0:24	BS250	Data is not available	Data is not available	Oversupply
7/4/2022 6:18	0:02	BS250	Data is not available	Data is not available	Oversupply
7/4/2022 6:18	0:02	KWP11	0.00982	20.76645	Oversupply
7/4/2022 6:31	0:08	SSA2	0.01694	0.08900	Oversupply
7/4/2022 6:31	0:02	SSA3	0.00559	0.05300	Oversupply
7/4/2022 6:32	0:07	KWP11	0.07812	20.76545	Oversupply
7/4/2022 6:33	0:05	BS250	Data is not available	Data is not available	Oversupply
7/4/2022 6:33	0:04	SSA3	0.01109	-0.00200	Oversupply
7/4/2022 6:37	0:02	SSA3	0.00559	-0.00200	Oversupply
7/4/2022 6:41	0:41	BS250	Data is not available	Data is not available	Oversupply
7/4/2022 6:41	0:40	SSA2	0.19196	0.00100	Oversupply
7/4/2022 6:41	0:46	SSA3	0.36788	0.00300	Oversupply
7/4/2022 6:42	0:39	KWP11	1.97111	20.76745	Oversupply
7/4/2022 7:21	0:02	SSA2	0.01110	0.00900	Oversupply
7/4/2022 7:22	0:01	KWP11	0.00583	20.76645	Oversupply
7/4/2022 7:23	0:05	BS250	Data is not available	Data is not available	Oversupply
7/4/2022 7:23	0:06	SSA2	0.03358	0.00900	Oversupply
7/4/2022 7:24	0:06	KWP11	0.06043	20.78242	Oversupply
7/4/2022 7:28	0:02	SSA3	0.02115	0.18700	Oversupply
7/4/2022 8:52	0:02	SSA2	0.01225	0.44700	Oversupply
7/4/2022 8:52	0:02	SSA3	0.03177	1.10700	Oversupply
7/4/2022 8:54	0:02	SSA2	0.01215	0.12900	Oversupply
7/4/2022 8:54	0:57	SSA3	1.57042	0.14100	Oversupply
7/4/2022 8:55	0:56	BS250	Data is not available	Data is not available	Oversupply
7/4/2022 8:56	0:56	KWP11	4.32938	20.84729	Oversupply
7/4/2022 8:56	0:56	SSA2	1.56964	0.00700	Oversupply
7/4/2022 9:51	0:02	SSA3	0.04106	0.21200	Oversupply
7/4/2022 9:52	0:02	SSA2	0.04352	0.92500	Oversupply
7/4/2022 9:54	0:02	SSA2	0.04352	1.30600	Oversupply
7/4/2022 9:55	0:02	SSA3	0.04140	0.86300	Oversupply
7/4/2022 9:56	0:02	SSA2	0.04316	0.76200	Oversupply
7/4/2022 9:57	0:02	SSA3	0.04140	0.42600	Oversupply
7/4/2022 9:59	0:02	SSA3	0.05110	0.55700	Oversupply
7/4/2022 10:00	0:10	SSA2	0.23592	0.03700	Oversupply
7/4/2022 10:01	0:10	BS250	Data is not available	Data is not available	Oversupply
7/4/2022 10:01	0:10	SSA3	0.35316	0.01100	Oversupply
7/4/2022 10:02	0:09	KWP11	0.20609	20.86126	Oversupply
7/4/2022 10:10	0:02	SSA2	0.04742	0.01000	Oversupply
7/4/2022 10:11	0:02	SSA3	0.07052	-0.00300	Oversupply
7/4/2022 10:12	0:02	SSA2	0.04742	0.15000	Oversupply
7/4/2022 10:13	0:02	SSA3	0.07052	0.10300	Oversupply
7/4/2022 10:14	4:07	SSA2	7.93327	0.00200	Oversupply
7/4/2022 10:15	4:07	BS250	Data is not available	Data is not available	Oversupply
7/4/2022 10:15	0:01	KWP11	0.00266	20.88521	Oversupply
7/4/2022 10:15	4:07	SSA3	9.91364	0.57100	Oversupply
7/4/2022 10:17	4:06	KWP11	64.01543	20.90816	Oversupply
7/4/2022 10:57	0:01	AWE	0.00732	14.50000	Oversupply
7/4/2022 10:59	0:08	AWE	0.25612	16.90000	Oversupply
7/4/2022 11:10	0:06	AWE	0.10366	17.50000	Oversupply
7/4/2022 11:28	0:02	AWE	0.01413	16.70000	Oversupply
7/4/2022 11:31	0:04	AWE	0.08617	16.70000	Oversupply
7/4/2022 11:36	0:01	AWE	0.00106	15.90000	Oversupply
7/4/2022 12:02	0:03	AWE	0.01942	17.10000	Oversupply
7/4/2022 12:10	0:03	AWE	0.05710	17.10000	Oversupply
7/4/2022 12:21	0:10	AWE	0.43665	17.70000	Oversupply
7/4/2022 12:37	0:30	AWE	1.25646	17.70000	Oversupply
7/4/2022 13:30	0:03	AWE	0.01311	17.40000	Oversupply
7/4/2022 14:22	0:02	SSA2	0.05437	0.00200	Oversupply
7/4/2022 14:22	0:02	SSA3	0.07501	-0.00300	Oversupply
7/4/2022 14:24	0:02	SSA2	0.05437	0.52700	Oversupply
7/4/2022 14:24	0:02	SSA3	0.07626	0.25800	Oversupply
7/4/2022 14:26	0:02	SSA2	0.05392	0.93200	Oversupply
7/4/2022 14:26	0:02	SSA3	0.07564	1.40500	Oversupply
7/4/2022 14:28	0:02	SSA2	0.05233	0.88000	Oversupply
7/4/2022 14:28	0:02	SSA3	0.06986	2.05400	Oversupply
7/4/2022 14:30	0:02	SSA2	0.01420	0.93200	Oversupply
7/4/2022 14:30	0:02	SSA3	0.02561	1.61500	Oversupply
7/4/2022 14:32	0:02	SSA2	0.01420	0.67700	Oversupply
7/4/2022 14:32	0:02	SSA3	0.02561	1.16400	Oversupply
7/4/2022 14:52	0:02	SSA2	0.01644	0.78200	Oversupply



Maui Curtailment Report

July 2022

Start Date and Time	Duration (minutes)	IPP Curtailed	Estimated Curtailed MWH	Peak MW Curtailed	Reasons for Curtailment
7/4/2022 14:52	0:02	SSA3	0.02091	1.60800	Oversupply
7/4/2022 15:15	0:02	SSA3	0.02647	1.64600	Oversupply
7/4/2022 15:18	0:02	SSA2	0.00833	0.67000	Oversupply
7/4/2022 15:19	0:02	SSA3	0.02691	1.65600	Oversupply
7/4/2022 15:20	0:02	SSA2	0.00826	0.39700	Oversupply
7/4/2022 15:21	0:02	SSA3	0.02669	1.51900	Oversupply
7/4/2022 15:22	0:02	SSA2	0.00833	0.21700	Oversupply
7/4/2022 15:23	0:02	SSA3	0.02669	1.17400	Oversupply
7/4/2022 15:24	0:02	SSA2	0.00833	0.58400	Oversupply
7/4/2022 15:25	0:02	SSA3	0.02691	1.61500	Oversupply
7/4/2022 15:30	0:02	SSA2	0.03549	0.95900	Oversupply
7/4/2022 15:31	0:02	SSA3	0.04650	1.68200	Oversupply
7/4/2022 15:32	0:02	SSA2	0.03608	0.99700	Oversupply
7/4/2022 15:33	0:02	SSA3	0.04650	1.54400	Oversupply
7/4/2022 15:34	0:02	SSA2	0.03549	0.02800	Oversupply
7/4/2022 15:35	0:02	SSA3	0.04689	0.44000	Oversupply
7/4/2022 15:36	0:02	SSA2	0.03578	0.55900	Oversupply
7/4/2022 15:37	0:02	SSA3	0.04650	1.53600	Oversupply
7/4/2022 15:38	0:02	SSA2	0.03549	0.84600	Oversupply
7/4/2022 15:39	0:02	SSA3	0.04650	1.36000	Oversupply
7/4/2022 15:40	0:06	SSA2	0.10342	0.02000	Oversupply
7/4/2022 15:41	0:05	BS250	Data is not available	Data is not available	Oversupply
7/4/2022 15:41	0:05	KWPPII	0.09006	19.50404	Oversupply
7/4/2022 15:41	0:04	SSA3	0.09184	0.00200	Oversupply
7/4/2022 15:45	0:02	SSA3	0.02441	-0.00300	Oversupply
7/4/2022 15:46	0:02	SSA2	0.01772	0.11300	Oversupply
7/4/2022 15:47	0:02	SSA3	0.02441	0.28200	Oversupply
7/4/2022 15:48	0:02	SSA2	0.01772	0.63200	Oversupply
7/5/2022 1:38	0:01	KWPPII	0.00353	20.59381	Oversupply
7/5/2022 3:11	0:08	KWPPII	0.21851	20.69260	Oversupply
7/5/2022 3:29	0:21	KWPPII	1.15047	18.55898	Oversupply
7/5/2022 7:36	0:02	SSA3	0.01410	0.46600	Oversupply
7/5/2022 7:38	0:02	SSA2	0.01322	0.26000	Oversupply
7/5/2022 7:38	0:02	SSA3	0.01422	0.45700	Oversupply
7/5/2022 7:40	0:36	BS250	Data is not available	Data is not available	Oversupply
7/5/2022 7:40	0:36	SSA2	0.30125	0.09000	Oversupply
7/5/2022 7:40	0:32	SSA3	0.41590	0.00300	Oversupply
7/5/2022 7:41	0:30	KWPPII	0.81166	20.93511	Oversupply
7/5/2022 8:12	0:04	KWPPII	0.03096	20.87323	Oversupply
7/5/2022 8:13	0:02	SSA3	0.02690	0.00500	Oversupply
7/5/2022 8:15	0:02	SSA3	0.03266	0.11200	Oversupply
7/5/2022 8:16	0:02	SSA2	0.01785	0.10400	Oversupply
7/5/2022 8:17	0:02	BS250	Data is not available	Data is not available	Oversupply
7/5/2022 8:17	0:02	SSA3	0.03293	0.14800	Oversupply
7/5/2022 8:18	0:02	SSA2	0.01800	0.09600	Oversupply
7/5/2022 8:19	0:02	SSA3	0.03239	0.27600	Oversupply
7/5/2022 8:20	0:19	BS250	Data is not available	Data is not available	Oversupply
7/5/2022 8:20	0:18	KWPPII	0.57815	20.90118	Oversupply
7/5/2022 8:20	0:18	SSA2	0.22916	0.00700	Oversupply
7/5/2022 8:21	0:32	SSA3	0.68433	0.00500	Oversupply
7/5/2022 8:38	0:02	SSA2	0.03479	0.03400	Oversupply
7/5/2022 8:39	0:01	KWPPII	0.00127	19.48208	Oversupply
7/5/2022 8:40	0:13	BS250	Data is not available	Data is not available	Oversupply
7/5/2022 8:40	0:30	SSA2	0.40879	0.00100	Oversupply
7/5/2022 8:41	0:13	KWPPII	0.41281	20.81835	Oversupply
7/5/2022 8:53	0:02	SSA3	0.04970	0.13800	Oversupply
7/5/2022 8:54	0:15	BS250	Data is not available	Data is not available	Oversupply
7/5/2022 8:55	0:15	KWPPII	0.18698	20.87822	Oversupply
7/5/2022 8:55	0:14	SSA3	0.37501	-0.00100	Oversupply
7/5/2022 9:09	0:02	SSA3	0.05979	0.48600	Oversupply
7/5/2022 9:10	5:26	SSA2	11.80292	0.00800	Oversupply
7/5/2022 9:11	5:40	BS250	Data is not available	Data is not available	Oversupply
7/5/2022 9:11	5:26	SSA3	12.80037	0.00000	Oversupply
7/5/2022 9:12	5:26	KWPPII	62.86663	20.91415	Oversupply
7/5/2022 14:36	0:02	SSA2	0.09512	0.00100	Oversupply
7/5/2022 14:37	0:02	SSA3	0.03356	0.25100	Oversupply
7/5/2022 14:38	0:12	SSA2	0.52388	0.00100	Oversupply
7/5/2022 14:39	0:12	KWPPII	0.79846	20.47605	Oversupply
7/5/2022 14:39	0:12	SSA3	0.20072	0.00300	Oversupply
7/5/2022 14:50	0:02	SSA2	0.07732	0.02800	Oversupply
7/5/2022 14:51	0:02	SSA3	0.03389	0.12600	Oversupply
7/5/2022 14:52	0:02	SSA2	0.07732	0.92000	Oversupply
7/5/2022 14:53	0:02	SSA3	0.03389	0.57800	Oversupply



Maui Curtailment Report

July 2022

Start Date and Time	Duration (minutes)	IPP Curtailed	Estimated Curtailed MWH	Peak MW Curtailed	Reasons for Curtailment
7/5/2022 14:54	0:02	SSA2	0.07732	1.15900	Oversupply
7/5/2022 14:55	0:02	SSA3	0.03418	0.22600	Oversupply
7/5/2022 14:57	0:01	BS250	Data is not available	Data is not available	Oversupply
7/5/2022 14:57	0:02	SSA2	0.07668	0.03000	Oversupply
7/5/2022 14:57	0:02	SSA3	0.03389	0.22700	Oversupply
7/5/2022 14:59	0:02	SSA2	0.06105	0.13600	Oversupply
7/5/2022 14:59	0:04	SSA3	0.00737	0.18600	Oversupply
7/5/2022 15:01	0:02	SSA2	0.03276	0.11800	Oversupply
7/5/2022 15:02	0:02	BS250	Data is not available	Data is not available	Oversupply
7/5/2022 15:03	0:01	KWP/II	0.00048	18.18474	Oversupply
7/5/2022 15:03	0:02	SSA2	0.03249	0.01100	Oversupply
7/5/2022 15:09	0:02	SSA2	0.03276	0.91700	Oversupply
7/6/2022 1:27	0:11	KWP/II	0.15047	20.77244	Oversupply
7/6/2022 1:40	0:26	KWP/II	1.02160	20.77743	Oversupply
7/6/2022 3:26	0:01	AWE	0.00333	0.20000	Oversupply
7/6/2022 5:49	0:16	BS250	Data is not available	Data is not available	Oversupply
7/6/2022 5:50	0:15	KWP/II	0.95318	20.80038	Oversupply
7/6/2022 6:36	0:01	BS250	Data is not available	Data is not available	Oversupply
7/6/2022 6:36	0:02	SSA3	0.00208	0.15100	Oversupply
7/6/2022 6:36	0:02	SSA2	0.00266	0.00300	Oversupply
7/6/2022 6:37	0:01	KWP/II	0.00226	19.80143	Oversupply
7/6/2022 6:38	0:02	SSA2	0.00266	0.07100	Oversupply
7/6/2022 6:39	0:01	BS250	Data is not available	Data is not available	Oversupply
7/6/2022 7:50	0:02	SSA2	0.00493	0.63500	Oversupply
7/6/2022 7:52	0:02	SSA3	-0.00023	0.90800	Oversupply
7/6/2022 8:08	0:01	KWP/II	0.00440	20.73951	Oversupply
7/6/2022 8:08	0:02	SSA3	0.01037	0.72000	Oversupply
7/6/2022 8:09	0:02	SSA2	0.01668	0.51900	Oversupply
7/6/2022 8:10	0:06	SSA3	0.02340	0.01100	Oversupply
7/6/2022 8:11	0:06	BS250	Data is not available	Data is not available	Oversupply
7/6/2022 8:11	0:06	SSA2	0.03925	0.01700	Oversupply
7/6/2022 8:12	0:05	KWP/II	0.11892	20.85527	Oversupply
7/6/2022 8:17	0:02	SSA3	0.00281	0.62800	Oversupply
7/6/2022 8:17	0:02	SSA2	0.00633	0.28000	Oversupply
7/6/2022 8:23	0:02	SSA3	0.00281	1.06300	Oversupply
7/6/2022 8:23	0:02	SSA2	0.00628	1.15800	Oversupply
7/6/2022 9:05	0:02	SSA2	0.02296	1.16500	Oversupply
7/6/2022 9:05	0:02	SSA3	0.02130	1.38300	Oversupply
7/6/2022 9:07	0:02	BS250	Data is not available	Data is not available	Oversupply
7/6/2022 9:07	0:01	KWP/II	0.00038	20.20860	Oversupply
7/6/2022 9:07	0:02	SSA2	0.02296	0.01900	Oversupply
7/6/2022 9:07	0:02	SSA3	0.02113	0.00700	Oversupply
7/6/2022 9:09	0:02	SSA2	0.02296	0.48400	Oversupply
7/6/2022 9:09	0:02	SSA3	0.02130	0.49500	Oversupply
7/6/2022 9:11	0:02	SSA2	0.02277	0.99200	Oversupply
7/6/2022 9:11	0:02	SSA3	0.02130	0.66700	Oversupply
7/6/2022 9:13	0:02	SSA2	0.02763	0.15700	Oversupply
7/6/2022 9:13	0:02	SSA3	0.02908	0.07600	Oversupply
7/6/2022 9:14	0:51	BS250	Data is not available	Data is not available	Oversupply
7/6/2022 9:15	0:50	KWP/II	6.76030	20.55089	Oversupply
7/6/2022 9:15	0:54	SSA2	1.56540	0.00300	Oversupply
7/6/2022 9:15	0:53	SSA3	1.63954	-0.00100	Oversupply
7/6/2022 10:06	0:02	BS250	Data is not available	Data is not available	Oversupply
7/6/2022 10:06	0:03	KWP/II	0.01956	17.78356	Oversupply
7/6/2022 10:08	0:02	SSA3	0.06293	0.24700	Oversupply
7/6/2022 10:09	0:01	BS250	Data is not available	Data is not available	Oversupply
7/6/2022 10:09	0:02	SSA2	0.04129	0.62200	Oversupply
7/6/2022 10:10	0:02	SSA3	0.06293	1.33300	Oversupply
7/6/2022 10:11	0:02	SSA2	0.04095	0.74600	Oversupply
7/6/2022 10:12	0:02	SSA3	0.06345	1.21400	Oversupply
7/6/2022 10:13	0:20	SSA2	0.60391	0.01600	Oversupply
7/6/2022 10:14	0:20	BS250	Data is not available	Data is not available	Oversupply
7/6/2022 10:14	0:20	SSA3	0.63234	0.01800	Oversupply
7/6/2022 10:15	0:19	KWP/II	1.01130	19.22561	Oversupply
7/6/2022 10:25	0:01	KWP	0.00467	15.28000	System Constraint
7/6/2022 10:27	0:01	KWP	0.00267	15.44000	System Constraint
7/6/2022 10:33	0:02	SSA2	0.03697	0.24200	Oversupply
7/6/2022 10:34	0:02	SSA3	0.02392	0.57600	Oversupply
7/6/2022 10:35	0:02	SSA2	0.03697	1.57100	Oversupply
7/6/2022 10:39	0:01	KWP	0.00267	16.40000	System Constraint
7/6/2022 10:41	0:01	KWP	0.00267	16.24000	System Constraint
7/6/2022 10:42	0:02	SSA2	0.03666	2.08500	Oversupply
7/6/2022 10:42	0:02	SSA3	0.02392	1.27000	Oversupply



Maui Curtailment Report

July 2022

Start Date and Time	Duration (minutes)	IPP Curtailed	Estimated Curtailed MWH	Peak MW Curtailed	Reasons for Curtailment
7/6/2022 10:44	0:02	SSA2	0.05488	0.27100	Oversupply
7/6/2022 10:44	0:02	SSA3	0.04871	0.69900	Oversupply
7/6/2022 10:46	2:19	SSA2	5.19827	0.57200	Oversupply
7/6/2022 10:46	2:17	SSA3	4.63830	0.01300	Oversupply
7/6/2022 10:47	2:17	BS250	Data is not available	Data is not available	Oversupply
7/6/2022 10:48	2:16	KWP	23.75805	19.44316	Oversupply
7/6/2022 10:57	0:01	KWP	0.00067	17.04000	System Constraint
7/6/2022 11:01	0:02	KWP	0.00600	17.20000	System Constraint
7/6/2022 11:04	0:02	KWP	0.00400	17.20000	System Constraint
7/6/2022 11:10	0:01	KWP	0.00067	17.04000	System Constraint
7/6/2022 11:26	0:01	KWP	0.00267	17.36000	System Constraint
7/6/2022 11:30	0:01	KWP	0.00267	17.20000	System Constraint
7/6/2022 11:51	0:09	AWE	0.44900	20.20000	Oversupply
7/6/2022 12:06	0:01	KWP	0.00533	18.32000	System Constraint
7/6/2022 12:53	0:02	AWE	0.09012	19.80000	Oversupply
7/6/2022 13:03	0:02	SSA3	0.01739	0.10300	Oversupply
7/6/2022 13:04	0:02	SSA2	0.01652	0.66400	Oversupply
7/6/2022 13:05	0:02	SSA3	0.01753	0.81900	Oversupply
7/6/2022 13:06	0:02	SSA2	0.01638	0.26800	Oversupply
7/6/2022 13:07	0:02	SSA3	0.01753	0.63300	Oversupply
7/6/2022 13:28	0:02	SSA3	-0.00164	1.19500	Oversupply
7/6/2022 13:28	0:02	SSA2	0.01048	0.09700	Oversupply
7/6/2022 13:30	0:02	SSA3	-0.00063	0.83100	Oversupply
7/6/2022 13:30	0:02	SSA2	0.01176	1.49000	Oversupply
7/6/2022 13:40	0:02	SSA3	-0.00064	1.49600	Oversupply
7/6/2022 13:43	0:02	SSA2	0.01643	2.81600	Oversupply
7/6/2022 13:44	0:02	SSA3	0.02555	0.95100	Oversupply
7/6/2022 13:45	0:02	SSA2	0.09319	1.15100	Oversupply
7/6/2022 13:46	0:02	SSA3	0.07839	0.67000	Oversupply
7/6/2022 13:47	1:08	BS250	Data is not available	Data is not available	Oversupply
7/6/2022 13:47	1:08	SSA2	2.93539	0.16600	Oversupply
7/6/2022 13:48	1:08	KWP	10.77119	19.46811	Oversupply
7/6/2022 13:48	1:07	SSA3	2.49458	-0.00400	Oversupply
7/6/2022 13:54	0:01	KWP	0.00200	15.12000	System Constraint
7/6/2022 13:57	0:01	KWP	0.00200	15.12000	System Constraint
7/6/2022 14:05	0:01	KWP	0.00200	15.12000	System Constraint
7/6/2022 14:12	0:01	KWP	0.00200	15.12000	System Constraint
7/6/2022 14:16	0:01	KWP	0.00200	15.12000	System Constraint
7/6/2022 14:22	0:01	KWP	0.00200	15.12000	System Constraint
7/6/2022 14:26	0:02	KWP	0.00400	15.12000	System Constraint
7/6/2022 14:37	0:01	KWP	0.00200	15.12000	System Constraint
7/6/2022 14:44	0:01	KWP	0.00200	15.12000	System Constraint
7/6/2022 14:54	0:02	SSA3	0.05316	0.02100	Oversupply
7/6/2022 14:55	0:02	SSA2	0.04185	0.48400	Oversupply
7/6/2022 14:56	0:01	KWP	0.00200	15.12000	System Constraint
7/6/2022 15:00	0:01	BS250	Data is not available	Data is not available	Oversupply
7/6/2022 15:00	0:01	KWP	0.00200	15.12000	System Constraint
7/6/2022 15:38	0:28	KWP	2.36893	19.53897	Oversupply
7/6/2022 15:51	0:15	BS250	Data is not available	Data is not available	Oversupply
7/6/2022 15:51	0:16	SSA3	0.23844	2.00300	Oversupply
7/6/2022 15:51	0:14	SSA2	0.36419	1.90500	Oversupply
7/6/2022 16:06	0:02	SSA2	0.05236	0.04400	Oversupply
7/6/2022 16:07	0:02	SSA3	0.02693	0.37500	Oversupply
7/6/2022 16:08	0:02	SSA2	0.05193	0.64900	Oversupply
7/6/2022 16:09	0:02	SSA3	0.02628	0.34300	Oversupply
7/6/2022 16:10	0:02	SSA2	0.05236	0.49900	Oversupply
7/6/2022 16:12	0:02	SSA2	0.05236	2.25500	Oversupply
7/6/2022 16:13	0:02	SSA3	0.01938	1.43400	Oversupply
7/6/2022 16:14	0:02	SSA2	0.03513	1.48900	Oversupply
7/6/2022 16:15	0:02	SSA3	0.00500	0.55100	Oversupply
7/6/2022 16:16	0:02	SSA2	0.00878	0.37200	Oversupply
7/6/2022 16:17	0:02	SSA3	0.00496	0.81800	Oversupply
7/6/2022 16:18	0:02	SSA2	0.00885	0.79800	Oversupply
7/7/2022 6:30	0:57	SSA3	0.30694	0.07800	Oversupply
7/7/2022 6:31	0:39	BS250	Data is not available	Data is not available	Oversupply
7/7/2022 6:31	0:56	SSA2	0.17216	0.06900	Oversupply
7/7/2022 6:34	0:37	KWP	2.48170	19.91220	Oversupply
7/7/2022 7:11	0:15	BS250	Data is not available	Data is not available	Oversupply
7/7/2022 7:12	0:15	KWP	2.06829	19.16174	Oversupply
7/7/2022 9:54	0:02	SSA3	0.03789	1.46000	Oversupply
7/7/2022 9:56	0:27	BS250	Data is not available	Data is not available	Oversupply
7/7/2022 9:56	0:30	SSA2	1.05177	0.01900	Oversupply
7/7/2022 9:56	0:28	SSA3	0.98083	0.00900	Oversupply



Maui Curtailment Report

July 2022

Start Date and Time	Duration (minutes)	IPP Curtailed	Estimated Curtailed MWH	Peak MW Curtailed	Reasons for Curtailment
7/7/2022 9:57	0:29	KWPIL	0.93947	12.33972	Oversupply
7/7/2022 10:24	0:01	BS250	Data is not available	Data is not available	Oversupply
7/7/2022 10:25	0:02	SSA3	0.07685	0.17100	Oversupply
7/7/2022 10:26	0:02	BS250	Data is not available	Data is not available	Oversupply
7/7/2022 10:26	0:02	SSA2	0.07901	0.16100	Oversupply
7/7/2022 10:27	0:02	KWPIL	0.01429	11.69404	Oversupply
7/7/2022 10:27	0:02	SSA3	0.07622	0.02900	Oversupply
7/7/2022 10:28	0:02	SSA2	0.07616	0.11400	Oversupply
7/7/2022 10:29	0:04	SSA3	0.13573	0.06200	Oversupply
7/7/2022 10:30	0:02	BS250	Data is not available	Data is not available	Oversupply
7/7/2022 10:30	0:02	KWPIL	0.01004	11.76090	Oversupply
7/7/2022 10:30	0:02	SSA2	0.07242	0.00400	Oversupply
7/7/2022 10:32	0:02	SSA2	0.07302	0.02000	Oversupply
7/7/2022 10:33	0:02	SSA3	0.06785	0.31600	Oversupply
7/7/2022 10:34	0:02	SSA2	0.07302	0.15600	Oversupply
7/7/2022 10:35	0:01	BS250	Data is not available	Data is not available	Oversupply
7/7/2022 10:35	0:02	SSA3	0.06897	0.00800	Oversupply
7/7/2022 10:36	0:02	SSA2	0.07242	0.30000	Oversupply
7/7/2022 10:37	0:02	SSA3	0.06785	0.39500	Oversupply
7/7/2022 10:38	0:02	SSA2	0.07302	0.11900	Oversupply
7/7/2022 10:39	0:01	BS250	Data is not available	Data is not available	Oversupply
7/7/2022 10:39	0:02	SSA3	0.06841	0.20800	Oversupply
7/7/2022 10:40	0:02	SSA2	0.07242	1.50800	Oversupply
7/7/2022 10:41	0:02	SSA3	0.06841	0.95400	Oversupply
7/7/2022 10:42	0:02	SSA2	0.07363	0.05100	Oversupply
7/7/2022 10:43	0:02	SSA3	0.06831	0.59200	Oversupply
7/7/2022 10:44	0:02	SSA2	0.07520	0.04000	Oversupply
7/7/2022 10:45	0:04	SSA3	0.14315	0.00600	Oversupply
7/7/2022 10:46	0:04	BS250	Data is not available	Data is not available	Oversupply
7/7/2022 10:46	0:04	SSA2	0.15976	0.02200	Oversupply
7/7/2022 10:47	0:01	KWPIL	0.00878	9.76898	Oversupply
7/7/2022 10:49	0:01	KWPIL	0.01765	9.15524	Oversupply
7/7/2022 10:49	0:02	SSA3	0.07070	0.15500	Oversupply
7/7/2022 10:50	0:02	SSA2	0.08021	0.10800	Oversupply
7/7/2022 10:51	0:02	SSA3	0.07128	0.93400	Oversupply
7/7/2022 10:52	0:02	SSA2	0.07955	0.21400	Oversupply
7/7/2022 10:53	0:02	SSA3	0.07070	0.93900	Oversupply
7/7/2022 10:54	0:02	SSA2	0.08021	0.52900	Oversupply
7/7/2022 10:55	0:04	SSA3	0.14315	0.01000	Oversupply
7/7/2022 10:56	0:01	BS250	Data is not available	Data is not available	Oversupply
7/7/2022 10:56	0:04	SSA2	0.14763	0.01400	Oversupply
7/7/2022 10:57	0:01	KWPIL	0.00615	7.82497	Oversupply
7/7/2022 10:59	0:02	SSA3	0.04008	0.54600	Oversupply
7/7/2022 11:00	0:02	SSA2	0.04999	1.62600	Oversupply
7/7/2022 11:01	0:02	SSA3	0.03605	0.76700	Oversupply
7/7/2022 11:02	0:02	SSA2	0.04999	0.07000	Oversupply
7/7/2022 11:03	0:02	SSA3	0.03605	0.84000	Oversupply
7/7/2022 11:04	0:02	SSA2	0.04999	1.50000	Oversupply
7/7/2022 11:06	0:02	SSA3	0.03576	1.21400	Oversupply
7/7/2022 11:06	0:02	SSA2	0.04958	1.80100	Oversupply
7/7/2022 11:08	0:02	SSA3	0.03605	1.68800	Oversupply
7/7/2022 11:08	0:02	SSA2	0.04999	2.16500	Oversupply
7/7/2022 11:10	0:02	SSA3	0.03605	1.48000	Oversupply
7/7/2022 11:10	0:02	SSA2	0.04999	2.32400	Oversupply
7/7/2022 11:12	0:02	SSA3	0.03605	1.89500	Oversupply
7/7/2022 11:12	0:02	SSA2	0.04958	1.34200	Oversupply
7/7/2022 11:14	0:02	SSA3	0.02656	1.06100	Oversupply
7/7/2022 11:14	0:02	SSA2	0.03079	0.81300	Oversupply
7/7/2022 11:16	0:02	SSA3	0.03172	1.79400	Oversupply
7/7/2022 11:16	0:02	SSA2	0.03033	2.25300	Oversupply
7/7/2022 11:18	0:02	SSA3	0.03172	1.78700	Oversupply
7/7/2022 11:18	0:02	SSA2	0.03059	1.10200	Oversupply
7/7/2022 11:20	0:02	SSA3	0.03120	1.56600	Oversupply
7/7/2022 11:20	0:02	SSA2	0.03059	1.43700	Oversupply
7/7/2022 11:22	0:02	SSA2	0.03059	2.66600	Oversupply
7/7/2022 11:30	0:02	SSA3	0.01212	2.04800	Oversupply
7/7/2022 11:30	0:02	SSA2	0.01849	2.71400	Oversupply
7/7/2022 11:32	0:02	SSA3	0.01192	2.07000	Oversupply
7/7/2022 12:59	1:29	BS250	Data is not available	Data is not available	Oversupply
7/7/2022 12:59	1:29	SSA3	2.15869	0.85400	Oversupply
7/7/2022 12:59	1:31	SSA2	3.49276	0.17500	Oversupply
7/7/2022 13:01	1:27	KWPIL	11.78300	20.34731	Oversupply
7/7/2022 14:28	0:02	SSA3	0.02889	0.08300	Oversupply



Maui Curtailment Report

July 2022

Start Date and Time	Duration (minutes)	IPP Curtailed	Estimated Curtailed MWH	Peak MW Curtailed	Reasons for Curtailment
7/7/2022 14:32	0:02	SSA3	0.05083	0.59700	Oversupply
7/7/2022 14:33	0:02	SSA2	0.07899	0.45700	Oversupply
7/7/2022 14:34	0:18	SSA3	0.38627	0.21000	Oversupply
7/7/2022 14:35	0:17	BS250	Data is not available	Data is not available	Oversupply
7/7/2022 14:35	0:18	KWPPII	0.72136	20.84529	Oversupply
7/7/2022 14:35	0:02	SSA2	0.07899	0.00100	Oversupply
7/7/2022 14:37	0:02	SSA2	0.07833	0.00300	Oversupply
7/7/2022 14:39	0:14	SSA2	0.40834	0.00100	Oversupply
7/7/2022 14:52	0:02	SSA3	0.03016	0.07100	Oversupply
7/7/2022 15:02	0:02	SSA2	0.03964	1.34800	Oversupply
7/7/2022 15:04	0:02	SSA2	0.03997	1.10600	Oversupply
7/7/2022 15:04	0:02	SSA3	0.03559	0.88600	Oversupply
7/7/2022 15:06	0:02	SSA2	0.03964	0.76800	Oversupply
7/7/2022 15:06	0:02	SSA3	0.03529	0.59300	Oversupply
7/7/2022 15:08	0:02	SSA2	0.04030	0.30300	Oversupply
7/7/2022 15:08	0:02	SSA3	0.03588	0.55900	Oversupply
7/7/2022 15:10	0:02	SSA2	0.03964	0.81000	Oversupply
7/7/2022 15:10	0:08	SSA3	0.12605	0.19300	Oversupply
7/7/2022 15:11	0:01	BS250	Data is not available	Data is not available	Oversupply
7/7/2022 15:12	0:06	KWPPII	0.16470	20.84529	Oversupply
7/7/2022 15:12	0:02	SSA2	0.03997	0.01300	Oversupply
7/7/2022 15:13	0:05	BS250	Data is not available	Data is not available	Oversupply
7/7/2022 15:14	0:04	SSA2	0.07527	0.00400	Oversupply
7/7/2022 15:18	0:02	SSA2	0.05071	0.21800	Oversupply
7/7/2022 15:18	0:02	SSA3	0.03214	0.50900	Oversupply
7/7/2022 15:20	0:02	SSA2	0.05071	0.97600	Oversupply
7/7/2022 15:20	0:02	SSA3	0.03188	1.24000	Oversupply
7/7/2022 15:22	0:02	SSA2	0.05029	1.47100	Oversupply
7/7/2022 15:22	0:02	SSA3	0.03188	1.20100	Oversupply
7/7/2022 15:24	0:02	SSA2	0.05071	1.79200	Oversupply
7/7/2022 15:24	0:02	SSA3	0.03214	1.74000	Oversupply
7/7/2022 15:28	0:02	SSA2	0.04882	2.62500	Oversupply
7/7/2022 15:28	0:02	SSA3	0.03550	0.83300	Oversupply
7/7/2022 15:30	0:02	SSA2	0.01423	0.11900	Oversupply
7/7/2022 15:30	0:02	SSA3	0.00977	0.69800	Oversupply
7/7/2022 15:32	0:02	SSA2	0.01411	1.74000	Oversupply
7/7/2022 15:32	0:02	SSA3	0.00969	0.65100	Oversupply
7/7/2022 15:38	0:02	SSA3	0.00977	0.73800	Oversupply
7/7/2022 15:42	0:02	SSA2	0.01411	2.69000	Oversupply
7/7/2022 15:42	0:02	SSA3	0.00969	0.63300	Oversupply
7/7/2022 15:44	0:02	SSA3	0.02773	0.72100	Oversupply
7/7/2022 15:46	0:02	SSA2	0.04567	0.52100	Oversupply
7/7/2022 15:46	0:12	SSA3	0.22762	0.02900	Oversupply
7/7/2022 15:47	0:11	BS250	Data is not available	Data is not available	Oversupply
7/7/2022 15:48	0:10	KWPPII	0.31997	20.79539	Oversupply
7/7/2022 15:48	0:10	SSA2	0.22987	0.03900	Oversupply
7/7/2022 15:58	0:02	SSA2	0.03975	0.04000	Oversupply
7/7/2022 15:59	0:02	SSA3	0.02394	0.43400	Oversupply
7/7/2022 16:00	0:02	SSA2	0.00276	0.13700	Oversupply
7/7/2022 16:01	0:02	SSA3	0.01808	0.31200	Oversupply
7/7/2022 16:02	0:02	SSA2	0.00274	0.35400	Oversupply
7/7/2022 16:03	0:02	SSA3	0.01823	0.52700	Oversupply
7/7/2022 16:15	0:02	SSA3	0.00938	0.70600	Oversupply
7/7/2022 16:18	0:02	SSA2	-0.00138	1.90400	Oversupply
7/8/2022 0:04	0:01	KWPPII	0.00180	20.81635	Oversupply
7/8/2022 0:06	0:07	KWPPII	0.07454	20.77843	Oversupply
7/8/2022 0:42	0:38	KWPPII	3.35914	20.92413	Oversupply
7/8/2022 1:22	0:01	KWPPII	0.00320	20.78441	Oversupply
7/8/2022 1:24	0:15	KWPPII	0.51189	20.85427	Oversupply
7/8/2022 1:40	1:00	KWPPII	5.02079	20.88221	Oversupply
7/8/2022 3:19	0:06	KWPPII	0.05744	19.77448	Oversupply
7/8/2022 3:27	0:21	KWPPII	0.99685	20.72753	Oversupply
7/8/2022 3:57	0:08	KWPPII	0.26519	20.55788	Oversupply
7/8/2022 4:06	0:01	KWPPII	0.00570	20.38124	Oversupply
7/8/2022 4:08	0:12	KWPPII	0.46003	20.84629	Oversupply
7/8/2022 5:01	0:06	KWPPII	0.09612	20.89219	Oversupply
7/8/2022 6:27	0:04	SSA2	0.00069	0.08400	Oversupply
7/8/2022 6:28	0:02	BS250	Data is not available	Data is not available	Oversupply
7/8/2022 6:29	0:02	SSA3	0.00124	0.07800	Oversupply
7/8/2022 6:29	0:02	KWPPII	0.01818	20.76246	Oversupply
7/8/2022 8:08	0:02	SSA2	0.00176	0.54900	Oversupply
7/8/2022 8:08	0:02	SSA3	0.01439	0.53200	Oversupply
7/8/2022 8:12	0:02	SSA2	0.00177	0.11800	Oversupply



Maui Curtailment Report

July 2022

Start Date and Time	Duration (minutes)	IPP Curtailed	Estimated Curtailed MWH	Peak MW Curtailed	Reasons for Curtailment
7/8/2022 8:12	0:02	SSA3	0.01439	0.74200	Oversupply
7/8/2022 8:14	0:02	SSA2	-0.00317	0.19900	Oversupply
7/8/2022 8:14	0:02	SSA3	0.01545	0.56700	Oversupply
7/8/2022 9:08	3:55	KWPPI	35.33643	20.82234	System Constraint
7/8/2022 9:29	0:02	SSA3	0.03727	1.48000	Oversupply
7/8/2022 9:30	0:02	SSA2	0.01491	0.63300	Oversupply
7/8/2022 9:31	0:02	SSA3	0.02402	1.36100	Oversupply
7/8/2022 9:32	0:02	SSA2	0.01491	0.42100	Oversupply
7/8/2022 9:33	0:02	SSA3	0.02402	0.79500	Oversupply
7/8/2022 9:34	0:02	SSA2	0.01479	0.22000	Oversupply
7/8/2022 9:35	0:02	SSA3	0.02402	0.75000	Oversupply
7/8/2022 9:36	0:02	SSA2	0.01491	0.02800	Oversupply
7/8/2022 9:37	0:02	SSA3	0.02402	0.33700	Oversupply
7/8/2022 9:38	0:02	SSA2	0.01491	0.05700	Oversupply
7/8/2022 9:39	0:02	SSA3	0.02382	0.02200	Oversupply
7/8/2022 9:40	0:02	SSA2	0.01491	0.08800	Oversupply
7/8/2022 9:41	0:02	SSA3	0.02402	0.34500	Oversupply
7/8/2022 9:42	0:02	SSA2	0.01479	0.20700	Oversupply
7/8/2022 9:43	0:39	BS250	Data is not available	Data is not available	Oversupply
7/8/2022 9:43	0:41	SSA3	0.91148	0.04600	Oversupply
7/8/2022 9:44	0:38	SSA2	0.52867	0.01500	Oversupply
7/8/2022 10:23	0:02	SSA2	0.02402	0.03900	Oversupply
7/8/2022 10:23	0:02	SSA3	0.03429	0.50100	Oversupply
7/8/2022 10:25	0:02	SSA2	0.02402	0.66000	Oversupply
7/8/2022 10:25	0:02	SSA3	0.03457	0.64700	Oversupply
7/8/2022 10:30	0:02	SSA3	0.01183	0.81600	Oversupply
7/8/2022 10:35	0:02	SSA2	0.00269	1.07200	Oversupply
7/8/2022 10:39	0:02	SSA2	0.00269	1.24800	Oversupply
7/8/2022 10:45	0:02	SSA2	0.04609	0.32300	Oversupply
7/8/2022 10:46	0:02	SSA3	0.05799	0.84100	Oversupply
7/8/2022 10:47	0:02	SSA2	0.04648	0.60600	Oversupply
7/8/2022 10:48	0:04	BS250	Data is not available	Data is not available	Oversupply
7/8/2022 10:48	0:04	SSA3	0.11550	0.24600	Oversupply
7/8/2022 10:49	2:17	SSA2	4.56687	0.01700	Oversupply
7/8/2022 10:52	0:02	SSA3	0.05799	0.17200	Oversupply
7/8/2022 10:53	0:01	BS250	Data is not available	Data is not available	Oversupply
7/8/2022 10:54	2:07	SSA3	4.12039	0.10200	Oversupply
7/8/2022 10:55	2:06	BS250	Data is not available	Data is not available	Oversupply
7/8/2022 13:01	0:02	SSA3	0.06020	0.17600	Oversupply
7/8/2022 13:03	0:01	BS250	Data is not available	Data is not available	Oversupply
7/8/2022 13:03	0:02	SSA3	0.06071	0.00000	Oversupply
7/8/2022 13:04	0:01	KWPPI	0.00658	19.05097	Oversupply
7/8/2022 13:05	0:02	SSA3	0.06071	0.79200	Oversupply
7/8/2022 14:22	0:02	SSA3	0.02610	1.73300	Oversupply
7/8/2022 14:22	0:02	SSA2	0.04528	2.42500	Oversupply
7/8/2022 14:24	0:02	SSA3	0.02610	0.29100	Oversupply
7/8/2022 14:24	0:16	SSA2	0.44797	0.10800	Oversupply
7/8/2022 14:25	0:14	BS250	Data is not available	Data is not available	Oversupply
7/8/2022 14:26	0:14	KWPPI	1.27359	20.85527	Oversupply
7/8/2022 14:26	0:14	SSA3	0.30355	-0.00100	Oversupply
7/8/2022 14:40	0:02	SSA3	0.04990	0.39900	Oversupply
7/8/2022 14:40	0:02	SSA2	0.06019	0.08900	Oversupply
7/8/2022 14:41	0:12	BS250	Data is not available	Data is not available	Oversupply
7/8/2022 14:42	0:11	KWPPI	0.39730	20.75847	Oversupply
7/8/2022 14:42	0:10	SSA3	0.21276	0.01800	Oversupply
7/8/2022 14:42	0:10	SSA2	0.21901	0.00600	Oversupply
7/8/2022 14:52	0:02	SSA3	0.04222	0.02600	Oversupply
7/8/2022 14:52	0:02	SSA2	0.03731	0.00300	Oversupply
7/8/2022 15:04	0:02	SSA2	0.01692	2.64300	Oversupply
7/8/2022 15:04	0:02	SSA3	0.00583	1.05200	Oversupply
7/8/2022 15:06	0:02	SSA2	0.01678	0.99800	Oversupply
7/8/2022 15:06	0:02	SSA3	0.00583	0.28300	Oversupply
7/8/2022 15:08	0:02	SSA2	0.01692	1.11300	Oversupply
7/8/2022 15:08	0:02	SSA3	0.00573	0.51900	Oversupply
7/8/2022 22:53	0:33	KWPPI	2.60602	20.08784	Oversupply
7/9/2022 0:01	0:10	KWPPI	0.08301	20.85128	Oversupply
7/9/2022 0:15	0:09	KWPPI	0.14589	20.89120	Oversupply
7/9/2022 0:27	0:03	KWPPI	0.00811	20.84329	Oversupply
7/9/2022 7:06	0:11	KWPPI	0.82647	17.66680	Oversupply
7/9/2022 7:07	0:01	AWE	0.00690	18.50000	Oversupply
7/9/2022 7:11	0:03	AWE	0.01500	18.30000	Oversupply
7/9/2022 7:16	0:01	BS250	Data is not available	Data is not available	Oversupply
7/9/2022 7:28	0:01	KWPPI	0.03630	17.17780	Oversupply



Maui Curtailment Report

July 2022

Start Date and Time	Duration (minutes)	IPP Curtailed	Estimated Curtailed MWH	Peak MW Curtailed	Reasons for Curtailment
7/9/2022 7:43	0:02	SSA3	0.00184	0.67700	Oversupply
7/9/2022 7:44	0:02	SSA2	-0.00028	0.19800	Oversupply
7/9/2022 7:45	0:02	SSA3	0.00547	0.42800	Oversupply
7/9/2022 7:46	0:02	SSA2	0.00870	0.04500	Oversupply
7/9/2022 7:47	0:02	SSA3	0.00542	0.04700	Oversupply
7/9/2022 7:49	0:02	SSA3	0.00542	0.76000	Oversupply
7/9/2022 8:55	0:02	SSA2	0.00347	1.39400	Oversupply
7/9/2022 8:56	0:02	SSA3	-0.00249	1.48700	Oversupply
7/9/2022 8:57	0:02	SSA2	0.00373	0.89900	Oversupply
7/9/2022 9:01	0:02	SSA2	0.02275	0.98100	Oversupply
7/9/2022 9:04	0:02	SSA3	0.02796	1.61300	Oversupply
7/9/2022 9:05	0:02	SSA2	0.02294	0.95800	Oversupply
7/9/2022 9:08	0:02	SSA3	0.02819	1.00600	Oversupply
7/9/2022 9:09	0:11	BS250	Data is not available	Data is not available	Oversupply
7/9/2022 9:09	0:02	SSA2	0.02294	0.41700	Oversupply
7/9/2022 9:10	0:07	KWPII	0.12234	19.89424	Oversupply
7/9/2022 9:10	0:06	SSA3	0.09017	0.01500	Oversupply
7/9/2022 9:11	0:06	SSA2	0.07864	-0.00100	Oversupply
7/9/2022 9:16	0:02	SSA3	0.04104	0.00100	Oversupply
7/9/2022 9:17	0:02	SSA2	0.03169	0.02200	Oversupply
7/9/2022 9:18	0:02	KWPII	0.00876	15.49026	Oversupply
7/9/2022 9:18	0:06	SSA3	0.12210	0.00500	Oversupply
7/9/2022 9:19	0:04	SSA2	0.06311	0.00100	Oversupply
7/9/2022 9:21	0:02	BS250	Data is not available	Data is not available	Oversupply
7/9/2022 9:21	0:03	KWPII	0.05925	18.37335	Oversupply
7/9/2022 9:23	0:02	SSA2	0.03169	0.13300	Oversupply
7/9/2022 9:24	0:02	SSA3	0.04070	0.58400	Oversupply
7/9/2022 9:25	0:01	BS250	Data is not available	Data is not available	Oversupply
7/9/2022 9:25	0:02	SSA2	0.03142	0.02900	Oversupply
7/9/2022 9:26	0:02	SSA3	0.04070	1.67700	Oversupply
7/9/2022 9:27	0:02	SSA2	0.03169	1.25100	Oversupply
7/9/2022 9:30	0:02	SSA3	0.04637	1.58100	Oversupply
7/9/2022 9:31	0:02	SSA2	0.03392	0.24400	Oversupply
7/9/2022 9:32	0:02	SSA3	0.04714	0.67200	Oversupply
7/9/2022 9:33	0:02	SSA2	0.03392	0.09700	Oversupply
7/9/2022 9:34	0:02	SSA3	0.04676	0.02000	Oversupply
7/9/2022 9:35	0:01	BS250	Data is not available	Data is not available	Oversupply
7/9/2022 9:35	0:02	SSA2	0.03392	0.06000	Oversupply
7/9/2022 9:36	0:02	SSA3	0.04676	0.40600	Oversupply
7/9/2022 9:37	0:02	SSA2	0.03392	0.10800	Oversupply
7/9/2022 9:38	0:02	SSA3	0.04676	0.66600	Oversupply
7/9/2022 9:39	0:01	BS250	Data is not available	Data is not available	Oversupply
7/9/2022 9:39	0:02	SSA2	0.03364	0.00100	Oversupply
7/9/2022 9:40	0:01	KWPII	0.01060	18.37236	Oversupply
7/9/2022 9:40	0:02	SSA3	0.04676	0.69100	Oversupply
7/9/2022 9:41	0:02	SSA2	0.03392	0.46600	Oversupply
7/9/2022 9:42	0:02	SSA3	0.04714	0.45400	Oversupply
7/9/2022 9:43	0:02	SSA2	0.03525	0.19900	Oversupply
7/9/2022 9:44	0:01	BS250	Data is not available	Data is not available	Oversupply
7/9/2022 9:44	0:02	SSA3	0.06404	0.02700	Oversupply
7/9/2022 9:45	5:18	SSA2	11.96662	0.10600	Oversupply
7/9/2022 9:46	5:29	BS250	Data is not available	Data is not available	Oversupply
7/9/2022 9:46	5:27	SSA3	12.73942	0.00700	Oversupply
7/9/2022 9:47	5:29	KWPII	79.80254	20.95207	Oversupply
7/9/2022 11:11	1:28	AWE	5.84551	21.00000	Oversupply
7/9/2022 13:30	0:26	AWE	1.65774	21.00000	Oversupply
7/9/2022 13:58	0:03	AWE	0.03553	21.00000	Oversupply
7/9/2022 14:06	0:01	AWE	0.00391	21.00000	Oversupply
7/9/2022 15:03	0:12	SSA2	0.52958	0.00300	Oversupply
7/9/2022 15:14	0:02	SSA3	0.02097	0.00900	Oversupply
7/9/2022 15:15	0:02	SSA2	0.03596	0.08400	Oversupply
7/9/2022 15:16	0:02	SSA3	0.02453	0.36300	Oversupply
7/9/2022 15:17	0:02	SSA2	0.03596	0.37100	Oversupply
7/9/2022 15:18	0:02	SSA3	0.02433	0.94600	Oversupply
7/9/2022 15:19	0:02	SSA2	0.03567	2.35200	Oversupply
7/9/2022 15:20	0:02	SSA3	0.02453	1.50100	Oversupply
7/9/2022 15:21	0:02	SSA2	0.03596	2.94500	Oversupply
7/9/2022 15:24	0:02	SSA3	0.02453	2.22000	Oversupply
7/9/2022 15:26	0:02	SSA3	0.02413	2.24200	Oversupply
7/9/2022 15:27	0:02	SSA2	0.03567	2.18300	Oversupply
7/9/2022 15:28	0:02	SSA3	0.02366	2.08700	Oversupply
7/9/2022 15:29	0:02	SSA2	0.03147	0.76300	Oversupply
7/9/2022 15:30	0:02	SSA3	0.00902	0.52900	Oversupply



Maui Curtailment Report

July 2022

Start Date and Time	Duration (minutes)	IPP Curtailed	Estimated Curtailed MWH	Peak MW Curtailed	Reasons for Curtailment
7/9/2022 15:31	0:02	SSA2	0.01839	0.67300	Oversupply
7/9/2022 15:32	0:02	SSA3	0.00902	1.17200	Oversupply
7/9/2022 15:33	0:02	SSA2	0.01854	1.17200	Oversupply
7/9/2022 15:34	0:02	SSA3	0.00888	1.51300	Oversupply
7/9/2022 15:35	0:02	SSA2	0.01854	1.62100	Oversupply
7/9/2022 15:51	0:02	SSA2	0.01154	2.67300	Oversupply
7/9/2022 15:52	0:02	SSA3	-0.00159	1.86800	Oversupply
7/9/2022 15:57	0:02	SSA2	0.01154	1.80000	Oversupply
7/9/2022 15:58	0:02	SSA3	0.00101	1.83500	Oversupply
7/9/2022 15:59	0:02	SSA2	0.03039	2.10000	Oversupply
7/9/2022 16:00	0:02	SSA3	0.00051	1.80300	Oversupply
7/9/2022 16:02	0:02	SSA3	0.00051	1.75500	Oversupply
7/9/2022 16:03	0:02	SSA2	0.00927	0.91700	Oversupply
7/9/2022 16:09	0:02	SSA2	0.00927	2.39500	Oversupply
7/9/2022 23:49	0:01	KWPPI	0.00500	20.55588	Oversupply
7/9/2022 23:51	0:01	KWPPI	0.00493	20.89120	Oversupply
7/9/2022 23:53	0:01	KWPPI	0.00286	20.78741	Oversupply
7/9/2022 23:58	0:01	KWPPI	0.00087	19.52799	Oversupply
7/10/2022 0:20	4:38	KWPPI	50.66330	21.00297	Oversupply
7/10/2022 5:03	0:07	KWPPI	0.14091	20.75448	Oversupply
7/10/2022 5:11	0:31	KWPPI	1.09964	21.01594	Oversupply
7/10/2022 5:44	0:02	KWPPI	0.00317	20.86425	Oversupply
7/10/2022 6:55	0:02	SSA3	0.00083	0.13200	Oversupply
7/10/2022 6:59	0:02	SSA2	0.00016	0.09300	Oversupply
7/10/2022 6:59	0:04	SSA3	0.00062	0.00900	Oversupply
7/10/2022 7:03	0:01	KWPPI	0.00413	20.68362	Oversupply
7/10/2022 7:05	0:01	BS250	Data is not available	Data is not available	Oversupply
7/10/2022 7:05	0:02	SSA3	0.00066	0.16800	Oversupply
7/10/2022 7:17	0:02	SSA3	0.00179	0.18800	Oversupply
7/10/2022 7:35	0:02	SSA2	0.01227	0.32900	Oversupply
7/10/2022 7:37	0:02	SSA2	0.01217	0.31100	Oversupply
7/10/2022 7:39	0:09	BS250	Data is not available	Data is not available	Oversupply
7/10/2022 7:39	0:04	SSA2	0.02444	0.03800	Oversupply
7/10/2022 7:39	0:10	SSA3	0.06173	0.01500	Oversupply
7/10/2022 7:40	7:33	KWPPI	78.16282	20.94409	Oversupply
7/10/2022 7:43	8:11	SSA2	15.42108	0.00500	Oversupply
7/10/2022 7:49	7:24	BS250	Data is not available	Data is not available	Oversupply
7/10/2022 7:49	7:22	SSA3	16.33849	0.01200	Oversupply
7/10/2022 9:47	0:02	AWE	0.00810	19.40000	Oversupply
7/10/2022 9:50	0:01	AWE	0.00237	18.60000	Oversupply
7/10/2022 9:58	0:03	AWE	0.00360	21.00000	Oversupply
7/10/2022 15:12	0:02	SSA3	0.06791	-0.00400	Oversupply
7/10/2022 15:14	0:12	BS250	Data is not available	Data is not available	Oversupply
7/10/2022 15:14	0:08	KWPPI	0.13223	20.23055	Oversupply
7/10/2022 15:14	0:08	SSA3	0.12020	-0.00800	Oversupply
7/10/2022 15:22	0:04	SSA3	0.03546	0.06900	Oversupply
7/10/2022 15:23	0:03	KWPPI	0.05106	20.23055	Oversupply
7/10/2022 15:26	0:02	SSA3	0.01766	0.00100	Oversupply
7/10/2022 15:27	0:01	KWPPI	0.00030	20.23055	Oversupply
7/10/2022 15:28	0:02	SSA3	0.01360	0.35300	Oversupply
7/10/2022 15:30	0:02	SSA3	0.03647	0.28000	Oversupply
7/10/2022 15:34	0:02	SSA3	0.03647	1.44600	Oversupply
7/10/2022 15:36	0:02	SSA3	0.03677	0.90000	Oversupply
7/10/2022 15:38	0:02	SSA3	0.03647	1.14900	Oversupply
7/10/2022 15:40	0:02	SSA3	0.03708	0.47500	Oversupply
7/10/2022 15:42	0:02	SSA3	0.03677	0.42400	Oversupply
7/10/2022 15:44	0:02	SSA3	0.04166	0.52900	Oversupply
7/10/2022 15:46	0:06	SSA3	0.14043	0.12200	Oversupply
7/10/2022 15:47	0:06	BS250	Data is not available	Data is not available	Oversupply
7/10/2022 15:47	0:06	KWPPI	0.41459	20.51996	Oversupply
7/10/2022 15:52	0:02	SSA3	0.04681	-0.01000	Oversupply
7/10/2022 15:54	0:02	SSA2	0.07151	0.00000	Oversupply
7/10/2022 15:54	0:02	SSA3	0.04720	0.88000	Oversupply
7/10/2022 15:56	0:01	BS250	Data is not available	Data is not available	Oversupply
7/10/2022 15:56	0:01	KWPPI	0.00400	20.43713	Oversupply
7/10/2022 15:56	0:02	SSA2	0.07211	0.00000	Oversupply
7/10/2022 15:56	0:02	SSA3	0.04681	0.06000	Oversupply
7/10/2022 16:01	0:01	AWE	0.00374	21.00000	Oversupply
7/10/2022 16:06	0:02	SSA2	0.07280	0.00000	Oversupply
7/10/2022 16:08	0:02	SSA3	0.00204	1.46600	Oversupply
7/10/2022 16:10	0:02	SSA2	0.07280	0.00000	Oversupply
7/10/2022 16:12	0:02	SSA2	0.07219	0.00000	Oversupply
7/10/2022 16:12	0:02	SSA3	0.00204	1.06500	Oversupply



Maui Curtailment Report

July 2022

Start Date and Time	Duration (minutes)	IPP Curtailed	Estimated Curtailed MWH	Peak MW Curtailed	Reasons for Curtailment
7/10/2022 23:57	5:10	KWP	30.16836	21.06285	Oversupply
7/11/2022 8:05	0:02	SSA3	0.00227	1.29400	Oversupply
7/11/2022 8:09	0:01	KWP	0.00267	22.16000	System Constraint
7/11/2022 8:26	0:02	SSA2	-0.00164	0.58900	Oversupply
7/11/2022 8:27	0:02	SSA3	0.00131	1.24500	Oversupply
7/11/2022 8:40	0:02	SSA2	-0.00239	1.30000	Oversupply
7/11/2022 8:42	0:02	SSA3	0.00244	1.33200	Oversupply
7/11/2022 8:44	0:02	SSA3	0.00469	1.53600	Oversupply
7/11/2022 8:46	0:02	SSA3	-0.00318	1.39300	Oversupply
7/11/2022 9:34	0:02	SSA3	0.02497	1.57600	Oversupply
7/11/2022 9:36	0:02	SSA3	0.02476	1.42100	Oversupply
7/11/2022 9:36	0:02	SSA2	0.00981	0.33600	Oversupply
7/11/2022 9:38	0:02	SSA3	0.02497	0.62900	Oversupply
7/11/2022 9:38	0:02	SSA2	0.00989	0.08600	Oversupply
7/11/2022 9:40	3:17	BS250	Data is not available	Data is not available	Oversupply
7/11/2022 9:40	3:16	KWP	35.86347	20.91315	Oversupply
7/11/2022 9:40	3:16	SSA3	7.61219	0.00200	Oversupply
7/11/2022 9:40	4:11	SSA2	7.16299	0.01500	Oversupply
7/11/2022 10:42	0:04	AWE	0.03540	21.00000	Oversupply
7/11/2022 10:47	1:43	AWE	9.72971	21.00000	Oversupply
7/11/2022 12:31	0:16	AWE	0.52205	18.80000	Oversupply
7/11/2022 12:50	0:01	AWE	0.00240	18.20000	Oversupply
7/11/2022 12:56	0:02	SSA3	0.08230	0.05600	Oversupply
7/11/2022 12:57	0:01	AWE	0.00859	20.90000	Oversupply
7/11/2022 12:58	0:54	BS250	Data is not available	Data is not available	Oversupply
7/11/2022 12:58	0:55	SSA3	1.84210	0.10000	Oversupply
7/11/2022 12:59	0:02	AWE	0.02057	20.10000	Oversupply
7/11/2022 13:02	0:01	AWE	0.00108	19.50000	Oversupply
7/11/2022 13:02	0:51	KWP	10.96656	20.00701	Oversupply
7/11/2022 13:04	0:01	AWE	0.01002	19.90000	Oversupply
7/11/2022 13:06	0:05	AWE	0.11051	21.00000	Oversupply
7/11/2022 13:13	0:03	AWE	0.06547	20.60000	Oversupply
7/11/2022 13:18	0:01	AWE	0.00657	19.30000	Oversupply
7/11/2022 13:20	0:01	AWE	0.00785	19.70000	Oversupply
7/11/2022 13:22	0:02	AWE	0.01289	21.00000	Oversupply
7/11/2022 13:25	0:01	AWE	0.00124	21.00000	Oversupply
7/11/2022 14:09	0:02	SSA3	0.02001	2.60300	Oversupply
7/11/2022 14:10	0:02	SSA2	0.01460	1.51200	Oversupply
7/11/2022 14:11	0:02	SSA3	0.02035	1.49000	Oversupply
7/11/2022 14:12	0:02	SSA2	0.01472	1.08000	Oversupply
7/11/2022 14:13	0:02	SSA3	0.04235	1.42900	Oversupply
7/11/2022 14:14	0:02	SSA2	0.03709	0.20700	Oversupply
7/11/2022 14:15	0:10	SSA3	0.40967	0.01700	Oversupply
7/11/2022 14:16	0:10	BS250	Data is not available	Data is not available	Oversupply
7/11/2022 14:16	0:10	SSA2	0.15193	-0.00300	Oversupply
7/11/2022 14:17	0:09	KWP	0.45356	19.37430	Oversupply
7/11/2022 14:26	0:02	SSA3	0.07906	-0.00400	Oversupply
7/11/2022 14:26	0:02	SSA2	0.03044	0.36100	Oversupply
7/11/2022 14:28	0:02	SSA3	0.07545	0.53800	Oversupply
7/11/2022 14:28	0:02	SSA2	0.02725	0.38900	Oversupply
7/11/2022 14:34	0:02	SSA3	0.04455	2.46300	Oversupply
7/11/2022 14:34	0:02	SSA2	0.02635	0.88300	Oversupply
7/11/2022 14:36	0:02	SSA3	0.04492	0.87300	Oversupply
7/11/2022 14:36	0:02	SSA2	0.02613	0.40200	Oversupply
7/11/2022 14:37	0:01	BS250	Data is not available	Data is not available	Oversupply
7/11/2022 14:38	0:02	SSA3	0.04529	0.14300	Oversupply
7/11/2022 14:38	0:02	SSA2	0.02635	0.23800	Oversupply
7/11/2022 14:40	0:02	SSA3	0.04529	0.16500	Oversupply
7/11/2022 14:40	0:02	SSA2	0.02635	0.52300	Oversupply
7/11/2022 14:42	0:02	SSA3	0.04529	1.25700	Oversupply
7/11/2022 14:42	0:02	SSA2	0.02613	0.62200	Oversupply
7/11/2022 14:44	0:02	SSA3	0.03149	0.22100	Oversupply
7/11/2022 14:44	0:02	SSA2	-0.01105	0.08400	Oversupply
7/11/2022 14:46	0:02	SSA3	0.00490	1.04100	Oversupply
7/11/2022 14:46	0:02	SSA2	0.03167	1.41300	Oversupply
7/11/2022 14:48	0:02	SSA2	0.03219	1.47000	Oversupply
7/11/2022 15:02	0:02	SSA3	0.01906	1.08100	Oversupply
7/11/2022 15:02	0:02	SSA2	0.03462	1.93700	Oversupply
7/11/2022 15:04	0:02	SSA3	0.01906	1.67300	Oversupply
7/11/2022 15:04	0:02	SSA2	0.03433	0.99700	Oversupply
7/11/2022 15:06	0:02	SSA3	0.01890	0.26500	Oversupply
7/11/2022 15:06	0:02	SSA2	0.03462	0.03000	Oversupply
7/11/2022 15:08	0:02	SSA2	0.03462	1.54800	Oversupply



Maui Curtailment Report

July 2022

Start Date and Time	Duration (minutes)	IPP Curtailed	Estimated Curtailed MWH	Peak MW Curtailed	Reasons for Curtailment
7/11/2022 15:10	0:02	SSA2	0.03433	1.96200	Oversupply
7/11/2022 16:27	0:02	SSA2	0.01254	2.53900	Oversupply
7/11/2022 16:27	0:02	SSA3	0.00200	0.83200	Oversupply
7/11/2022 16:29	0:02	SSA2	0.05138	0.88100	Oversupply
7/11/2022 16:29	0:02	SSA3	0.02118	0.24400	Oversupply
7/11/2022 16:31	0:02	SSA2	0.02603	1.50500	Oversupply
7/11/2022 16:33	0:02	SSA2	0.02625	0.39900	Oversupply
7/11/2022 16:33	0:02	SSA3	0.01991	0.10100	Oversupply
7/11/2022 16:34	0:09	BS250	Data is not available	Data is not available	Oversupply
7/11/2022 16:35	0:01	KWPPI	0.01008	20.80038	Oversupply
7/11/2022 16:35	0:08	SSA2	0.10478	-0.00300	Oversupply
7/11/2022 16:35	0:02	SSA3	0.01991	-0.00500	Oversupply
7/11/2022 16:37	0:06	SSA3	0.05957	-0.00400	Oversupply
7/11/2022 16:38	0:06	KWPPI	0.08485	20.94509	Oversupply
7/11/2022 16:53	0:02	SSA2	0.00959	0.66900	Oversupply
7/11/2022 16:53	0:02	SSA3	0.01107	0.55200	Oversupply
7/11/2022 16:54	0:04	BS250	Data is not available	Data is not available	Oversupply
7/11/2022 16:55	0:03	KWPPI	0.02629	20.94808	Oversupply
7/11/2022 16:55	0:02	SSA2	0.00967	-0.00300	Oversupply
7/11/2022 16:55	0:04	SSA3	0.02233	-0.00500	Oversupply
7/11/2022 16:57	0:02	SSA2	0.00959	-0.00300	Oversupply
7/12/2022 1:21	0:06	KWPPI	0.07243	19.80642	Oversupply
7/12/2022 7:52	0:02	SSA2	0.01004	0.38500	Oversupply
7/12/2022 7:53	0:01	BS250	Data is not available	Data is not available	Oversupply
7/12/2022 7:53	0:02	SSA3	0.01621	0.05300	Oversupply
7/12/2022 7:54	0:18	SSA2	0.12703	0.00400	Oversupply
7/12/2022 7:55	0:17	BS250	Data is not available	Data is not available	Oversupply
7/12/2022 7:55	0:16	SSA3	0.18142	0.00900	Oversupply
7/12/2022 9:09	0:02	SSA2	0.01117	0.83300	Oversupply
7/12/2022 9:15	0:02	SSA2	0.00190	1.67800	Oversupply
7/12/2022 10:11	0:01	KWPPI	0.00006	13.00336	System Constraint
7/12/2022 10:19	0:01	KWPPI	0.00490	13.29376	System Constraint
7/12/2022 10:21	0:01	KWPPI	0.01731	14.10610	System Constraint
7/12/2022 10:26	0:02	KWPPI	0.01605	13.79773	System Constraint
7/12/2022 10:31	1:20	KWPPI	7.80243	19.01704	System Constraint
7/12/2022 10:31	0:02	SSA2	0.05803	1.08700	Oversupply
7/12/2022 10:33	0:02	SSA2	0.05803	1.33100	Oversupply
7/12/2022 10:34	0:35	BS250	Data is not available	Data is not available	Oversupply
7/12/2022 10:35	0:36	SSA2	1.42464	-0.00300	Oversupply
7/12/2022 11:15	0:02	SSA2	0.08618	2.29600	Oversupply
7/12/2022 11:17	0:32	BS250	Data is not available	Data is not available	Oversupply
7/12/2022 11:17	0:32	SSA2	1.20912	0.02900	Oversupply
7/12/2022 11:52	0:02	SSA2	0.05244	0.68500	Oversupply
7/12/2022 11:52	2:48	KWPPI	12.99544	20.84230	System Constraint
7/12/2022 14:43	0:01	KWPPI	0.00196	13.25484	System Constraint
7/12/2022 14:52	0:24	KWPPI	0.48266	15.39346	System Constraint
7/12/2022 15:22	0:51	KWPPI	2.85878	18.63083	System Constraint
7/13/2022 0:42	0:01	KWPPI	0.00165	20.72454	Oversupply
7/13/2022 0:45	0:03	KWPPI	0.00871	20.72054	Oversupply
7/13/2022 0:49	1:49	KWPPI	7.66379	20.76645	Oversupply
7/13/2022 2:40	0:26	KWPPI	1.47312	20.77543	Oversupply
7/13/2022 3:28	0:01	KWPPI	0.00127	20.74150	Oversupply
7/13/2022 3:31	1:39	KWPPI	6.56138	20.77743	Oversupply
7/13/2022 5:12	0:01	KWPPI	0.00435	20.73352	Oversupply
7/13/2022 9:15	0:02	SSA3	0.00423	1.85100	Oversupply
7/13/2022 9:15	0:02	SSA2	0.00169	1.68500	Oversupply
7/13/2022 9:23	0:02	SSA3	0.00423	1.79600	Oversupply
7/13/2022 9:23	0:02	SSA2	0.00171	0.94000	Oversupply
7/13/2022 9:25	0:02	SSA3	0.00423	1.27700	Oversupply
7/13/2022 9:25	0:02	SSA2	0.00171	0.54600	Oversupply
7/13/2022 9:35	0:02	SSA3	0.03919	1.76600	Oversupply
7/13/2022 9:35	0:02	SSA2	0.02563	0.09100	Oversupply
7/13/2022 9:37	0:02	SSA3	0.03952	0.08300	Oversupply
7/13/2022 9:37	0:36	SSA2	0.58338	0.02600	Oversupply
7/13/2022 9:38	0:34	BS250	Data is not available	Data is not available	Oversupply
7/13/2022 9:38	0:35	KWPPI	1.37139	20.79340	Oversupply
7/13/2022 9:39	0:34	SSA3	1.07276	0.01000	Oversupply
7/13/2022 10:13	0:02	SSA3	0.05506	0.59100	Oversupply
7/13/2022 10:14	0:02	SSA2	0.02315	0.08700	Oversupply
7/13/2022 10:15	0:02	SSA3	0.02606	0.82900	Oversupply
7/13/2022 10:16	0:02	SSA2	0.02271	0.31000	Oversupply
7/13/2022 10:17	0:02	SSA3	0.02606	0.72600	Oversupply
7/13/2022 10:18	0:02	SSA2	0.02290	0.46800	Oversupply



Maui Curtailment Report

July 2022

Start Date and Time	Duration (minutes)	IPP Curtailed	Estimated Curtailed MWH	Peak MW Curtailed	Reasons for Curtailment
7/13/2022 10:19	0:02	SSA3	0.02563	0.51400	Oversupply
7/13/2022 10:20	0:02	SSA2	0.02271	0.54000	Oversupply
7/13/2022 10:23	0:02	SSA3	0.02584	2.34200	Oversupply
7/13/2022 10:25	0:02	SSA3	0.02584	1.25900	Oversupply
7/13/2022 10:26	0:02	SSA2	0.02290	0.83900	Oversupply
7/13/2022 10:28	0:02	SSA2	0.02540	1.65500	Oversupply
7/13/2022 10:30	0:02	SSA3	0.05875	1.05000	Oversupply
7/13/2022 10:30	0:02	SSA2	0.03948	2.96400	Oversupply
7/13/2022 10:32	0:02	SSA3	0.05923	1.49400	Oversupply
7/13/2022 10:32	0:02	SSA2	0.03981	0.88500	Oversupply
7/13/2022 10:34	0:02	SSA3	0.05875	0.60800	Oversupply
7/13/2022 10:34	0:02	SSA2	0.03981	0.64800	Oversupply
7/13/2022 10:35	0:02	BS250	Data is not available	Data is not available	Oversupply
7/13/2022 10:36	1:20	KWP11	9.96550	20.89918	Oversupply
7/13/2022 10:36	1:21	SSA3	3.17820	0.01700	Oversupply
7/13/2022 10:36	1:20	SSA2	2.27082	0.02200	Oversupply
7/13/2022 10:38	1:19	BS250	Data is not available	Data is not available	Oversupply
7/13/2022 11:56	0:02	SSA2	0.06005	0.07700	Oversupply
7/13/2022 11:56	0:02	SSA3	0.08403	0.39700	Oversupply
7/13/2022 11:58	0:02	SSA2	0.06055	0.17600	Oversupply
7/13/2022 11:58	0:02	SSA3	0.08512	0.62000	Oversupply
7/13/2022 12:00	0:02	SSA2	0.06670	0.83300	Oversupply
7/13/2022 12:00	0:02	SSA3	0.07023	0.37200	Oversupply
7/13/2022 12:02	2:07	SSA2	4.74885	1.43100	Oversupply
7/13/2022 12:02	2:29	SSA3	4.66134	0.07400	Oversupply
7/13/2022 12:03	2:07	BS250	Data is not available	Data is not available	Oversupply
7/13/2022 12:04	2:06	KWP11	14.63139	20.94209	Oversupply
7/13/2022 14:09	0:02	SSA2	0.09646	0.00500	Oversupply
7/13/2022 14:11	0:19	BS250	Data is not available	Data is not available	Oversupply
7/13/2022 14:11	0:21	KWP11	0.72445	20.87423	Oversupply
7/13/2022 14:11	0:20	SSA2	0.80188	0.00000	Oversupply
7/13/2022 14:31	0:02	SSA2	0.06689	0.16700	Oversupply
7/13/2022 14:31	0:02	SSA3	0.04811	0.05300	Oversupply
7/13/2022 14:33	0:03	BS250	Data is not available	Data is not available	Oversupply
7/13/2022 14:33	0:04	SSA2	0.13322	0.02300	Oversupply
7/13/2022 14:33	0:04	SSA3	0.09702	-0.00200	Oversupply
7/13/2022 14:34	0:03	KWP11	0.03730	20.77543	Oversupply
7/13/2022 14:37	0:02	SSA2	0.06633	0.78500	Oversupply
7/13/2022 14:37	0:02	SSA3	0.04891	0.88200	Oversupply
7/13/2022 14:39	0:02	SSA2	0.06689	1.24000	Oversupply
7/13/2022 14:39	0:02	SSA3	0.04851	1.75400	Oversupply
7/13/2022 14:41	0:02	SSA2	0.06744	2.14200	Oversupply
7/13/2022 14:41	0:02	SSA3	0.04851	1.56300	Oversupply
7/13/2022 14:45	0:02	SSA2	0.05830	1.15400	Oversupply
7/13/2022 14:45	0:02	SSA3	0.01931	0.52200	Oversupply
7/13/2022 14:47	0:02	SSA2	0.05783	1.89500	Oversupply
7/13/2022 14:47	0:02	SSA3	0.01915	1.21600	Oversupply
7/13/2022 14:49	0:02	SSA2	0.05735	1.29500	Oversupply
7/13/2022 14:49	0:02	SSA3	0.01947	1.47600	Oversupply
7/13/2022 14:51	0:02	SSA2	0.05783	1.88800	Oversupply
7/13/2022 14:52	0:02	SSA3	0.01931	1.16100	Oversupply
7/13/2022 14:53	0:02	SSA2	0.05735	1.46500	Oversupply
7/13/2022 14:55	0:02	SSA2	0.05783	1.59100	Oversupply
7/13/2022 14:57	0:02	SSA2	0.05783	0.18900	Oversupply
7/13/2022 14:58	0:02	SSA3	0.01927	0.25700	Oversupply
7/13/2022 14:59	0:02	BS250	Data is not available	Data is not available	Oversupply
7/13/2022 14:59	0:02	SSA2	0.06624	0.03900	Oversupply
7/13/2022 15:00	0:01	KWP11	0.00050	20.94109	Oversupply
7/13/2022 15:00	0:02	SSA3	0.02371	0.00200	Oversupply
7/13/2022 15:01	0:02	SSA2	0.06772	0.11600	Oversupply
7/13/2022 15:02	0:02	SSA3	0.02391	0.28400	Oversupply
7/13/2022 15:03	0:02	SSA2	0.06716	0.13000	Oversupply
7/13/2022 15:04	0:02	SSA3	0.02371	0.08000	Oversupply
7/13/2022 15:05	0:02	SSA2	0.06716	0.17800	Oversupply
7/13/2022 15:06	0:02	SSA3	0.02411	0.35200	Oversupply
7/13/2022 15:07	0:02	SSA2	0.06661	0.78100	Oversupply
7/13/2022 15:08	0:02	SSA3	0.02411	0.62600	Oversupply
7/13/2022 15:09	0:02	SSA2	0.06716	0.73700	Oversupply
7/13/2022 15:10	0:02	SSA3	0.02391	0.78000	Oversupply
7/13/2022 15:11	0:02	SSA2	0.06661	1.15100	Oversupply
7/13/2022 15:12	0:02	SSA3	0.02391	2.28700	Oversupply
7/13/2022 15:13	0:02	SSA2	0.04723	2.47200	Oversupply
7/13/2022 15:14	0:02	SSA3	0.00911	2.03500	Oversupply



Maui Curtailment Report

July 2022

Start Date and Time	Duration (minutes)	IPP Curtailed	Estimated Curtailed MWH	Peak MW Curtailed	Reasons for Curtailment
7/13/2022 22:28	0:24	KWPIL	1.56571	20.74849	Oversupply
7/13/2022 23:03	0:12	KWPIL	0.20089	20.74549	Oversupply
7/13/2022 23:40	0:08	KWPIL	0.10685	20.74649	Oversupply
7/14/2022 0:04	0:12	KWPIL	0.22945	20.74749	Oversupply
7/14/2022 0:17	4:43	KWPIL	42.06303	20.80238	Oversupply
7/14/2022 8:49	0:02	SSA3	0.03001	0.37700	Oversupply
7/14/2022 8:50	0:02	SSA2	0.01014	0.04600	Oversupply
7/14/2022 8:50	0:02	BS250	Data is not available	Data is not available	Oversupply
7/14/2022 8:51	0:02	SSA3	0.02976	-0.00400	Oversupply
7/14/2022 8:52	0:02	SSA2	0.01006	0.00600	Oversupply
7/14/2022 9:36	0:02	SSA3	0.03502	1.88700	Oversupply
7/14/2022 9:38	4:04	BS250	Data is not available	Data is not available	Oversupply
7/14/2022 9:38	4:05	SSA2	6.48422	0.05700	Oversupply
7/14/2022 9:38	4:05	SSA3	9.76953	-0.00300	Oversupply
7/14/2022 9:39	4:04	KWPIL	53.45379	20.85128	Oversupply
7/14/2022 10:26	0:01	AWE	0.00157	21.00000	Oversupply
7/14/2022 11:28	0:02	AWE	0.01936	21.00000	Oversupply
7/14/2022 11:45	0:09	AWE	0.09792	21.00000	Oversupply
7/14/2022 11:57	0:10	AWE	0.16468	21.00000	Oversupply
7/14/2022 12:08	0:01	AWE	0.00191	21.00000	Oversupply
7/14/2022 12:10	0:02	AWE	0.01283	21.00000	Oversupply
7/14/2022 13:42	0:02	SSA3	0.05932	0.18200	Oversupply
7/14/2022 13:43	0:02	SSA2	0.03372	0.13500	Oversupply
7/14/2022 22:12	0:12	KWPIL	0.68350	20.74549	Oversupply
7/14/2022 23:52	0:01	KWPIL	0.00040	20.74549	Oversupply
7/15/2022 0:07	0:25	KWPIL	0.78647	20.80437	Oversupply
7/15/2022 0:36	0:01	KWPIL	0.00308	20.83032	Oversupply
7/15/2022 0:51	0:07	KWPIL	0.04305	20.65269	Oversupply
7/15/2022 1:07	0:09	KWPIL	0.20059	20.76845	Oversupply
7/15/2022 1:25	0:03	KWPIL	0.00829	20.71556	Oversupply
7/15/2022 1:29	0:03	KWPIL	0.02684	20.31039	Oversupply
7/15/2022 1:35	0:04	KWPIL	0.04025	20.44910	Oversupply
7/15/2022 2:12	2:14	KWPIL	12.80530	20.88721	Oversupply
7/15/2022 4:28	0:01	KWPIL	0.00460	14.74778	Oversupply
7/15/2022 7:34	0:02	SSA3	0.00579	0.26800	Oversupply
7/15/2022 7:35	0:05	BS250	Data is not available	Data is not available	Oversupply
7/15/2022 7:36	0:01	KWPIL	0.00128	19.82239	Oversupply
7/15/2022 7:36	0:04	SSA2	0.01171	0.00500	Oversupply
7/15/2022 7:36	0:02	SSA3	0.00574	0.13500	Oversupply
7/15/2022 7:38	0:04	SSA3	0.01158	-0.00100	Oversupply
7/15/2022 7:39	0:02	KWPIL	0.01614	18.34342	Oversupply
7/15/2022 7:40	0:02	SSA2	0.00583	-0.00200	Oversupply
7/15/2022 7:41	0:01	BS250	Data is not available	Data is not available	Oversupply
7/15/2022 7:44	0:08	SSA3	0.04174	0.01200	Oversupply
7/15/2022 7:45	0:03	BS250	Data is not available	Data is not available	Oversupply
7/15/2022 7:46	0:03	KWPIL	0.00874	19.32840	Oversupply
7/15/2022 7:46	0:02	SSA2	0.00946	0.00800	Oversupply
7/15/2022 7:48	0:02	SSA2	0.00938	-0.00100	Oversupply
7/15/2022 7:49	0:01	BS250	Data is not available	Data is not available	Oversupply
7/15/2022 7:50	0:03	KWPIL	0.03269	19.26453	Oversupply
7/15/2022 7:50	0:02	SSA2	0.00946	-0.00100	Oversupply
7/15/2022 7:51	0:02	BS250	Data is not available	Data is not available	Oversupply
7/15/2022 7:52	0:02	SSA2	0.00946	0.00300	Oversupply
7/15/2022 7:58	1:37	SSA2	0.91147	0.09700	Oversupply
7/15/2022 7:59	0:43	BS250	Data is not available	Data is not available	Oversupply
7/15/2022 7:59	1:35	KWPIL	12.01573	20.45409	Oversupply
7/15/2022 7:59	1:37	SSA3	2.16427	0.01700	Oversupply
7/15/2022 8:43	0:52	BS250	Data is not available	Data is not available	Oversupply
7/15/2022 9:34	0:02	SSA2	0.01900	0.00200	Oversupply
7/15/2022 9:35	0:01	KWPIL	0.00384	16.89738	Oversupply
7/15/2022 9:36	0:02	SSA3	0.04226	0.64600	Oversupply
7/15/2022 9:36	0:02	SSA2	0.01915	0.50800	Oversupply
7/15/2022 9:40	0:02	SSA3	0.04226	1.95600	Oversupply
7/15/2022 9:42	0:02	SSA3	0.04226	1.82200	Oversupply
7/15/2022 9:42	0:02	SSA2	0.01915	0.35000	Oversupply
7/15/2022 9:44	0:01	BS250	Data is not available	Data is not available	Oversupply
7/15/2022 9:44	0:02	SSA3	0.05395	0.02000	Oversupply
7/15/2022 9:44	0:02	SSA2	0.02655	0.23100	Oversupply
7/15/2022 9:45	0:01	KWPIL	0.00208	16.48123	Oversupply
7/15/2022 9:46	0:02	SSA3	0.05610	1.44100	Oversupply
7/15/2022 9:46	0:02	SSA2	0.03978	0.63300	Oversupply
7/15/2022 9:47	0:03	BS250	Data is not available	Data is not available	Oversupply
7/15/2022 9:48	0:02	SSA3	0.05703	0.14600	Oversupply



Maui Curtailment Report

July 2022

Start Date and Time	Duration (minutes)	IPP Curtailed	Estimated Curtailed MWH	Peak MW Curtailed	Reasons for Curtailment
7/15/2022 9:48	0:02	SSA2	0.04044	0.01100	Oversupply
7/15/2022 9:49	0:01	KWPPII	0.00062	17.87338	Oversupply
7/15/2022 9:50	0:02	SSA3	0.05656	0.22600	Oversupply
7/15/2022 9:50	0:02	SSA2	0.03978	-0.00300	Oversupply
7/15/2022 9:51	3:19	BS250	Data is not available	Data is not available	Oversupply
7/15/2022 9:51	0:03	KWPPII	0.03651	18.52804	Oversupply
7/15/2022 9:52	3:18	SSA3	8.06129	0.00500	Oversupply
7/15/2022 9:52	3:17	SSA2	7.70081	-0.00300	Oversupply
7/15/2022 9:55	3:14	KWPPII	26.99959	20.35130	Oversupply
7/15/2022 13:09	0:02	SSA3	0.04700	0.04100	Oversupply
7/15/2022 13:10	0:02	SSA2	0.09646	0.08100	Oversupply
7/15/2022 13:11	0:05	BS250	Data is not available	Data is not available	Oversupply
7/15/2022 13:12	0:04	SSA3	0.06507	0.01400	Oversupply
7/15/2022 13:12	0:01	KWPPII	0.02229	19.96509	Oversupply
7/15/2022 13:12	0:04	SSA2	0.16582	0.00100	Oversupply
7/15/2022 13:14	0:02	KWPPII	0.01246	20.14173	Oversupply
7/15/2022 13:16	0:02	SSA3	0.03292	0.38500	Oversupply
7/15/2022 13:16	0:02	SSA2	0.04672	0.22300	Oversupply
7/15/2022 13:18	0:02	SSA3	0.03265	0.77900	Oversupply
7/15/2022 13:18	0:02	SSA2	0.04672	0.59800	Oversupply
7/15/2022 13:20	0:02	SSA3	0.03319	0.49000	Oversupply
7/15/2022 13:20	0:02	SSA2	0.04633	0.48700	Oversupply
7/15/2022 13:22	0:02	SSA2	0.04672	0.85800	Oversupply
7/15/2022 13:22	0:02	SSA3	0.03265	1.84000	Oversupply
7/15/2022 13:24	0:02	SSA2	0.04672	2.25800	Oversupply
7/15/2022 13:24	0:02	SSA3	0.03292	2.43900	Oversupply
7/15/2022 23:14	0:14	KWPPII	0.23999	20.74549	Oversupply
7/16/2022 0:15	1:18	KWPPII	6.94613	20.80238	Oversupply
7/16/2022 1:52	0:03	KWPPII	0.01411	20.75547	Oversupply
7/16/2022 2:07	0:04	KWPPII	0.02779	20.78441	Oversupply
7/16/2022 2:25	1:23	KWPPII	10.11810	19.41821	Oversupply
7/16/2022 4:15	1:04	KWPPII	6.96427	21.03191	Oversupply
7/16/2022 7:50	0:02	SSA3	0.01520	0.80400	Oversupply
7/16/2022 7:50	0:02	SSA2	0.00661	0.13800	Oversupply
7/16/2022 7:51	0:04	BS250	Data is not available	Data is not available	Oversupply
7/16/2022 7:52	0:04	KWPPII	0.03011	20.74549	Oversupply
7/16/2022 7:52	0:04	SSA3	0.03053	-0.00400	Oversupply
7/16/2022 7:52	0:04	SSA2	0.01316	-0.00100	Oversupply
7/16/2022 7:56	0:02	SSA3	0.01533	-0.00300	Oversupply
7/16/2022 7:56	0:02	SSA2	0.00661	0.00000	Oversupply
7/16/2022 7:58	0:01	BS250	Data is not available	Data is not available	Oversupply
7/16/2022 8:22	0:02	SSA2	0.00141	0.31200	Oversupply
7/16/2022 8:22	0:02	SSA3	0.00720	1.12000	Oversupply
7/16/2022 8:26	0:02	SSA2	0.00141	0.23200	Oversupply
7/16/2022 8:26	0:02	SSA3	0.00732	1.06700	Oversupply
7/16/2022 8:28	0:02	SSA2	0.00269	0.34700	Oversupply
7/16/2022 8:28	0:02	SSA3	0.01681	0.69300	Oversupply
7/16/2022 8:30	0:02	SSA2	0.00703	0.00500	Oversupply
7/16/2022 8:31	0:02	BS250	Data is not available	Data is not available	Oversupply
7/16/2022 8:31	0:02	SSA3	0.03138	0.00900	Oversupply
7/16/2022 8:32	0:02	KWPPII	0.01150	20.80038	Oversupply
7/16/2022 8:33	0:02	SSA2	0.00691	-0.00100	Oversupply
7/16/2022 8:33	0:02	SSA3	0.03164	-0.00300	Oversupply
7/16/2022 8:34	0:05	BS250	Data is not available	Data is not available	Oversupply
7/16/2022 8:35	0:04	SSA2	0.01394	0.01400	Oversupply
7/16/2022 8:35	0:04	KWPPII	0.07034	20.86724	Oversupply
7/16/2022 8:35	0:04	SSA3	0.06329	-0.00300	Oversupply
7/16/2022 8:39	0:02	SSA2	0.00697	0.12500	Oversupply
7/16/2022 8:39	0:02	SSA3	0.03138	0.19700	Oversupply
7/16/2022 8:43	0:02	SSA2	0.00693	0.71000	Oversupply
7/16/2022 8:43	0:02	SSA3	0.03004	0.89400	Oversupply
7/16/2022 8:45	0:02	SSA3	0.02250	1.22600	Oversupply
7/16/2022 8:47	0:02	SSA3	0.02232	1.29500	Oversupply
7/16/2022 8:49	0:02	SSA3	0.02250	1.39100	Oversupply
7/16/2022 8:53	0:02	SSA3	0.02250	1.43400	Oversupply
7/16/2022 8:55	0:01	BS250	Data is not available	Data is not available	Oversupply
7/16/2022 8:55	0:10	SSA2	0.05537	0.06600	Oversupply
7/16/2022 8:55	0:02	SSA3	0.02213	-0.00200	Oversupply
7/16/2022 8:56	0:01	KWPPII	0.00343	20.50998	Oversupply
7/16/2022 8:57	0:02	SSA3	0.02232	0.02400	Oversupply
7/16/2022 8:58	0:06	BS250	Data is not available	Data is not available	Oversupply
7/16/2022 8:58	0:01	KWPPII	0.00210	20.54191	Oversupply
7/16/2022 8:59	0:02	SSA3	0.02322	-0.00300	Oversupply



Maui Curtailment Report

July 2022

Start Date and Time	Duration (minutes)	IPP Curtailed	Estimated Curtailed MWH	Peak MW Curtailed	Reasons for Curtailment
7/16/2022 9:01	0:03	KWPII	0.03426	20.85427	Oversupply
7/16/2022 9:01	0:02	SSA3	0.02717	0.07800	Oversupply
7/16/2022 9:03	0:02	SSA3	0.02694	0.05400	Oversupply
7/16/2022 9:05	0:02	SSA2	0.01288	0.00400	Oversupply
7/16/2022 9:05	0:02	SSA3	0.02717	0.23600	Oversupply
7/16/2022 9:06	0:01	BS250	Data is not available	Data is not available	Oversupply
7/16/2022 9:06	0:02	KWPII	0.01173	20.92313	Oversupply
7/16/2022 9:07	0:02	SSA2	0.01299	0.00000	Oversupply
7/16/2022 9:07	0:02	SSA3	0.02717	0.14700	Oversupply
7/16/2022 9:09	0:02	SSA2	0.01288	0.33200	Oversupply
7/16/2022 9:11	0:02	SSA3	0.02717	1.15500	Oversupply
7/16/2022 9:15	0:02	SSA2	0.00009	0.15800	Oversupply
7/16/2022 9:15	0:02	SSA3	0.01413	1.73700	Oversupply
7/16/2022 9:17	0:02	SSA2	0.00009	0.20000	Oversupply
7/16/2022 9:17	0:02	SSA3	0.01413	0.49200	Oversupply
7/16/2022 9:25	0:02	SSA3	0.01413	1.61600	Oversupply
7/16/2022 9:31	0:02	SSA2	0.01461	0.58200	Oversupply
7/16/2022 9:31	0:02	SSA3	0.02174	1.48600	Oversupply
7/16/2022 9:33	0:02	SSA2	0.01437	0.21900	Oversupply
7/16/2022 9:35	0:02	SSA2	0.01449	0.68900	Oversupply
7/16/2022 9:35	0:02	SSA3	0.02156	0.60500	Oversupply
7/16/2022 9:37	5:18	BS250	Data is not available	Data is not available	Oversupply
7/16/2022 9:37	5:18	SSA2	6.79606	0.21700	Oversupply
7/16/2022 9:37	5:17	SSA3	11.46720	0.03500	Oversupply
7/16/2022 9:38	5:17	KWPII	58.59445	20.94309	Oversupply
7/16/2022 12:19	0:06	AWE	0.07951	21.00000	Oversupply
7/16/2022 14:54	0:02	SSA3	0.05836	0.10800	Oversupply
7/16/2022 14:55	0:02	SSA2	0.06499	0.04000	Oversupply
7/16/2022 14:56	0:02	SSA3	0.05836	1.38100	Oversupply
7/16/2022 14:57	0:04	SSA2	0.11028	0.34100	Oversupply
7/16/2022 14:58	0:02	SSA3	0.04343	1.13000	Oversupply
7/16/2022 15:00	0:02	SSA3	0.02337	0.91500	Oversupply
7/16/2022 15:01	0:02	SSA2	0.01864	0.82100	Oversupply
7/16/2022 15:02	0:02	SSA3	0.02337	0.90600	Oversupply
7/16/2022 15:03	0:02	SSA2	0.01864	0.62200	Oversupply
7/16/2022 15:04	0:02	SSA3	0.02337	0.29200	Oversupply
7/16/2022 15:05	0:02	SSA2	0.01848	0.05000	Oversupply
7/16/2022 15:06	0:02	SSA3	0.02337	1.39300	Oversupply
7/16/2022 15:07	0:02	SSA2	0.01864	1.28200	Oversupply
7/16/2022 22:19	0:14	KWPII	0.24866	20.75148	Oversupply
7/17/2022 0:42	0:01	KWPII	0.00087	20.74949	Oversupply
7/17/2022 0:44	5:07	KWPII	34.28231	20.76146	Oversupply
7/17/2022 5:49	0:05	BS250	Data is not available	Data is not available	Oversupply
7/17/2022 5:52	0:05	KWPII	0.02705	20.26248	Oversupply
7/17/2022 5:57	0:01	BS250	Data is not available	Data is not available	Oversupply
7/17/2022 5:59	0:02	KWPII	0.00110	20.64969	Oversupply
7/17/2022 9:11	0:02	SSA3	0.01175	1.60800	Oversupply
7/17/2022 9:11	0:02	SSA2	0.00963	1.61300	Oversupply
7/17/2022 9:13	0:02	SSA3	0.01983	0.57800	Oversupply
7/17/2022 9:13	0:14	SSA2	0.27516	1.24000	Oversupply
7/17/2022 9:14	0:01	BS250	Data is not available	Data is not available	Oversupply
7/17/2022 9:15	0:08	SSA3	0.21668	0.05600	Oversupply
7/17/2022 9:16	0:10	BS250	Data is not available	Data is not available	Oversupply
7/17/2022 9:17	0:09	KWPII	0.35538	13.55922	Oversupply
7/17/2022 9:23	0:02	SSA3	0.05451	-0.00100	Oversupply
7/17/2022 9:25	0:02	SSA3	0.05361	-0.00200	Oversupply
7/17/2022 9:27	0:01	KWPII	0.01019	9.48157	Oversupply
7/17/2022 9:27	0:02	SSA3	0.05406	0.54600	Oversupply
7/17/2022 9:27	0:02	SSA2	0.04261	0.20400	Oversupply
7/17/2022 9:29	0:02	SSA3	0.04878	0.21300	Oversupply
7/17/2022 9:29	0:02	SSA2	0.04015	0.08200	Oversupply
7/17/2022 9:31	0:03	BS250	Data is not available	Data is not available	Oversupply
7/17/2022 9:31	0:04	SSA3	0.10367	0.01400	Oversupply
7/17/2022 9:31	0:04	SSA2	0.12287	0.00900	Oversupply
7/17/2022 9:32	0:03	KWPII	0.09974	10.07735	Oversupply
7/17/2022 9:35	0:02	SSA3	0.05119	0.70000	Oversupply
7/17/2022 9:35	0:02	SSA2	0.06118	-0.00300	Oversupply
7/17/2022 9:37	0:04	BS250	Data is not available	Data is not available	Oversupply
7/17/2022 9:37	0:04	KWPII	0.15798	11.42958	Oversupply
7/17/2022 9:37	0:06	SSA3	0.15443	0.00200	Oversupply
7/17/2022 9:37	0:06	SSA2	0.18506	0.03100	Oversupply
7/17/2022 9:42	0:01	BS250	Data is not available	Data is not available	Oversupply
7/17/2022 9:42	0:01	KWPII	0.00779	8.75806	Oversupply



Maui Curtailment Report

July 2022

Start Date and Time	Duration (minutes)	IPP Curtailed	Estimated Curtailed MWH	Peak MW Curtailed	Reasons for Curtailment
7/17/2022 9:43	0:02	SSA3	0.03340	0.46300	Oversupply
7/17/2022 9:43	0:02	SSA2	0.03929	0.32700	Oversupply
7/17/2022 9:45	0:02	SSA3	0.00168	1.77600	Oversupply
7/17/2022 9:49	0:02	SSA3	0.00167	1.91300	Oversupply
7/17/2022 9:49	0:02	SSA2	0.00973	1.72900	Oversupply
7/17/2022 9:53	0:02	SSA3	0.00165	1.96300	Oversupply
7/17/2022 9:53	0:02	SSA2	0.00973	1.07700	Oversupply
7/17/2022 9:57	0:02	SSA3	0.00165	1.99300	Oversupply
7/17/2022 9:58	0:02	SSA2	0.00951	2.13200	Oversupply
7/17/2022 11:34	0:02	SSA2	0.05075	2.31200	Oversupply
7/17/2022 11:34	0:02	SSA3	0.03849	1.56700	Oversupply
7/17/2022 11:36	0:02	SSA2	0.05075	1.15000	Oversupply
7/17/2022 11:36	0:02	SSA3	0.03881	1.73100	Oversupply
7/17/2022 11:38	0:02	SSA2	0.05075	0.48700	Oversupply
7/17/2022 11:38	0:02	SSA3	0.03881	2.02800	Oversupply
7/17/2022 11:40	0:02	SSA2	0.05033	1.06700	Oversupply
7/17/2022 11:40	0:02	SSA3	0.03849	0.73100	Oversupply
7/17/2022 11:42	0:02	SSA2	0.05075	0.68500	Oversupply
7/17/2022 11:42	0:02	SSA3	0.03849	0.97700	Oversupply
7/17/2022 11:44	0:02	SSA2	0.08815	0.48900	Oversupply
7/17/2022 11:44	0:02	SSA3	0.08314	0.30200	Oversupply
7/17/2022 11:46	0:02	SSA2	0.09567	0.37200	Oversupply
7/17/2022 11:46	3:06	SSA3	7.83844	0.01500	Oversupply
7/17/2022 11:47	3:05	BS250	Data is not available	Data is not available	Oversupply
7/17/2022 11:48	3:05	KWPII	46.04475	20.44511	Oversupply
7/17/2022 11:48	3:03	SSA2	8.32353	-0.00300	Oversupply
7/17/2022 11:56	0:02	AWE	0.01667	21.00000	Oversupply
7/17/2022 12:01	0:09	AWE	0.53023	21.00000	Oversupply
7/17/2022 12:12	1:59	AWE	11.44607	21.00000	Oversupply
7/17/2022 14:13	0:12	AWE	0.27473	21.00000	Oversupply
7/17/2022 14:26	0:02	AWE	0.00849	21.00000	Oversupply
7/17/2022 14:51	0:02	SSA2	0.09312	0.00100	Oversupply
7/17/2022 14:52	0:02	SSA3	0.07368	0.15200	Oversupply
7/17/2022 14:53	0:06	SSA2	0.28092	0.02400	Oversupply
7/17/2022 14:54	0:08	BS250	Data is not available	Data is not available	Oversupply
7/17/2022 14:54	0:06	SSA3	0.21765	0.00100	Oversupply
7/17/2022 14:55	0:07	KWPII	0.09703	14.45438	Oversupply
7/17/2022 14:59	0:02	SSA2	0.07990	0.03500	Oversupply
7/17/2022 15:00	0:02	SSA3	0.05400	0.05500	Oversupply
7/17/2022 15:01	0:02	SSA2	0.07157	0.12600	Oversupply
7/17/2022 15:02	0:02	SSA3	0.05356	1.06100	Oversupply
7/17/2022 15:03	0:02	SSA2	0.07276	2.04800	Oversupply
7/17/2022 15:04	0:02	SSA3	0.05356	0.90800	Oversupply
7/17/2022 15:05	0:02	SSA2	0.07157	0.72900	Oversupply
7/17/2022 15:06	0:02	SSA3	0.05400	1.24000	Oversupply
7/17/2022 15:07	0:02	SSA2	0.07217	1.29200	Oversupply
7/17/2022 15:08	0:02	SSA3	0.05356	0.60200	Oversupply
7/17/2022 15:09	0:10	SSA2	0.36371	0.43800	Oversupply
7/17/2022 15:10	0:08	SSA3	0.21783	0.01800	Oversupply
7/17/2022 15:11	0:08	BS250	Data is not available	Data is not available	Oversupply
7/17/2022 15:11	0:08	KWPII	0.34304	20.23454	Oversupply
7/17/2022 15:18	0:02	SSA3	0.05339	0.26400	Oversupply
7/17/2022 15:19	0:02	SSA2	0.07309	0.02200	Oversupply
7/17/2022 15:20	0:01	BS250	Data is not available	Data is not available	Oversupply
7/17/2022 15:20	0:02	SSA3	0.05383	0.08200	Oversupply
7/17/2022 15:21	0:02	SSA2	0.07309	0.29200	Oversupply
7/17/2022 15:22	0:02	SSA3	0.05339	0.77400	Oversupply
7/17/2022 15:23	0:02	SSA2	0.07249	1.25100	Oversupply
7/17/2022 15:24	0:02	SSA3	0.05383	1.14100	Oversupply
7/17/2022 15:25	0:02	SSA2	0.07309	1.07900	Oversupply
7/17/2022 15:26	0:02	SSA3	0.05295	0.26900	Oversupply
7/17/2022 15:27	0:05	BS250	Data is not available	Data is not available	Oversupply
7/17/2022 15:27	0:02	SSA2	0.07309	0.02200	Oversupply
7/17/2022 15:28	0:02	SSA3	0.04250	0.01000	Oversupply
7/17/2022 15:29	0:05	KWPII	0.04968	20.75348	Oversupply
7/17/2022 15:29	0:02	SSA2	0.04438	-0.00300	Oversupply
7/17/2022 15:30	0:02	SSA3	0.02178	0.00200	Oversupply
7/17/2022 15:31	0:04	SSA2	0.07808	-0.00300	Oversupply
7/17/2022 15:32	0:02	SSA3	0.02196	0.18700	Oversupply
7/17/2022 15:34	0:02	SSA3	0.02196	0.13000	Oversupply
7/17/2022 15:35	0:02	SSA2	0.03904	0.59100	Oversupply
7/17/2022 15:36	0:02	SSA3	0.02160	1.61600	Oversupply
7/17/2022 15:37	0:02	SSA2	0.03872	1.83000	Oversupply



Maui Curtailment Report

July 2022

Start Date and Time	Duration (minutes)	IPP Curtailed	Estimated Curtailed MWH	Peak MW Curtailed	Reasons for Curtailment
7/17/2022 15:38	0:02	SSA3	0.02196	1.78900	Oversupply
7/17/2022 18:54	0:17	BS250	Data is not available	Data is not available	Oversupply
7/17/2022 18:56	0:23	KWPPII	1.02946	21.01295	Oversupply
7/18/2022 0:36	0:02	KWPPII	0.00664	20.62175	Oversupply
7/18/2022 0:40	0:04	KWPPII	0.04142	20.84729	Oversupply
7/18/2022 0:45	0:15	KWPPII	0.29661	20.97602	Oversupply
7/18/2022 1:01	0:02	KWPPII	0.02171	20.31039	Oversupply
7/18/2022 1:10	0:01	KWPPII	0.00608	19.04298	Oversupply
7/18/2022 1:13	0:44	KWPPII	2.01927	20.54391	Oversupply
7/18/2022 1:58	0:01	KWPPII	0.00733	19.65672	Oversupply
7/18/2022 4:17	1:32	KWPPII	7.46605	19.15775	Oversupply
7/18/2022 4:26	0:01	AWE	0.00324	21.00000	Oversupply
7/18/2022 4:32	0:15	AWE	0.80805	21.00000	Oversupply
7/18/2022 5:51	0:01	BS250	Data is not available	Data is not available	Oversupply
7/18/2022 5:52	0:05	KWPPII	0.08850	20.23853	Oversupply
7/18/2022 5:53	0:04	BS250	Data is not available	Data is not available	Oversupply
7/18/2022 5:59	0:01	BS250	Data is not available	Data is not available	Oversupply
7/18/2022 6:51	0:11	BS250	Data is not available	Data is not available	Oversupply
7/18/2022 6:51	0:12	SSA3	0.03307	0.15000	Oversupply
7/18/2022 6:51	0:12	SSA2	0.01174	0.06900	Oversupply
7/18/2022 6:52	0:11	KWPPII	0.60921	20.92912	Oversupply
7/18/2022 7:35	6:24	SSA2	9.60762	0.04400	Oversupply
7/18/2022 7:35	0:02	SSA3	0.01653	0.00600	Oversupply
7/18/2022 7:36	6:24	BS250	Data is not available	Data is not available	Oversupply
7/18/2022 7:37	6:23	KWPPII	88.95608	20.89219	Oversupply
7/18/2022 7:37	6:23	SSA3	13.43622	0.00100	Oversupply
7/18/2022 11:28	0:12	AWE	0.22024	21.00000	Oversupply
7/18/2022 11:42	0:01	AWE	0.00224	21.00000	Oversupply
7/18/2022 12:01	0:39	AWE	1.79952	21.00000	Oversupply
7/18/2022 12:41	0:03	AWE	0.01139	21.00000	Oversupply
7/18/2022 12:54	0:05	AWE	0.04000	21.00000	Oversupply
7/18/2022 13:59	0:02	SSA2	0.02064	0.23400	Oversupply
7/18/2022 14:00	0:02	SSA3	0.05287	0.27100	Oversupply
7/18/2022 14:01	0:04	SSA2	0.03863	0.18600	Oversupply
7/18/2022 14:02	0:04	SSA3	0.10531	0.37900	Oversupply
7/18/2022 14:03	0:03	BS250	Data is not available	Data is not available	Oversupply
7/18/2022 14:03	0:03	KWPPII	0.02675	20.88521	Oversupply
7/18/2022 14:05	0:02	SSA2	0.01956	0.15800	Oversupply
7/18/2022 14:06	0:02	SSA3	0.05244	0.37600	Oversupply
7/18/2022 14:07	0:02	SSA2	0.01924	0.41600	Oversupply
7/18/2022 14:08	0:02	SSA3	0.05244	0.84800	Oversupply
7/18/2022 14:09	0:02	SSA2	0.01940	0.96200	Oversupply
7/18/2022 14:10	0:02	SSA3	0.05200	1.18000	Oversupply
7/18/2022 14:28	0:02	SSA2	0.00013	1.55600	Oversupply
7/18/2022 14:28	0:02	SSA3	0.01517	2.39800	Oversupply
7/18/2022 14:32	0:02	SSA2	0.01778	1.38700	Oversupply
7/18/2022 14:34	0:02	SSA2	0.01778	0.15200	Oversupply
7/18/2022 14:34	0:02	SSA3	0.02033	0.95700	Oversupply
7/18/2022 14:36	0:02	SSA2	0.01763	1.04900	Oversupply
7/18/2022 14:36	0:02	SSA3	0.02000	0.58300	Oversupply
7/18/2022 14:38	0:02	SSA2	0.01778	0.24500	Oversupply
7/18/2022 14:38	0:02	SSA3	0.02017	0.06200	Oversupply
7/18/2022 14:40	0:02	SSA2	0.01763	0.05000	Oversupply
7/18/2022 14:40	0:02	SSA3	0.02017	0.92300	Oversupply
7/18/2022 14:42	0:02	SSA2	0.01778	0.74000	Oversupply
7/18/2022 14:42	0:02	SSA3	0.02033	1.68500	Oversupply
7/18/2022 14:44	0:02	SSA3	0.00187	2.39000	Oversupply
7/19/2022 7:33	0:01	AWE	0.00167	0.10000	Oversupply
7/19/2022 9:24	0:02	SSA2	0.00190	1.70200	Oversupply
7/19/2022 9:26	0:02	SSA2	0.00190	1.77500	Oversupply
7/19/2022 9:30	0:02	SSA2	0.01340	1.07600	Oversupply
7/19/2022 9:32	0:02	SSA3	0.01313	1.87900	Oversupply
7/19/2022 9:38	0:02	SSA2	0.01340	0.51000	Oversupply
7/19/2022 9:40	0:02	SSA3	0.01335	1.35800	Oversupply
7/19/2022 9:40	0:02	SSA2	0.01329	0.82700	Oversupply
7/19/2022 9:42	0:02	SSA3	0.01335	0.69200	Oversupply
7/19/2022 9:42	0:02	SSA2	0.01340	0.43100	Oversupply
7/19/2022 9:44	0:02	SSA3	0.00506	0.80100	Oversupply
7/19/2022 9:44	0:02	SSA2	-0.00660	0.26700	Oversupply
7/19/2022 9:46	0:02	SSA3	0.00410	1.22800	Oversupply
7/19/2022 9:47	0:02	SSA2	0.00805	1.36800	Oversupply
7/19/2022 9:48	0:02	SSA3	0.00414	1.96200	Oversupply
7/19/2022 9:51	0:02	SSA2	0.00799	1.46500	Oversupply



Maui Curtailment Report

July 2022

Start Date and Time	Duration (minutes)	IPP Curtailed	Estimated Curtailed MWH	Peak MW Curtailed	Reasons for Curtailment
7/19/2022 10:06	0:02	SSA3	0.00936	2.10800	Oversupply
7/19/2022 10:07	0:02	SSA2	0.01237	1.39900	Oversupply
7/19/2022 10:08	0:02	SSA3	0.00936	1.40400	Oversupply
7/19/2022 10:09	0:02	SSA2	0.01227	1.76900	Oversupply
7/19/2022 10:10	0:02	SSA3	0.00944	1.60600	Oversupply
7/19/2022 10:11	0:04	SSA2	0.02768	1.69800	Oversupply
7/19/2022 10:12	0:02	SSA3	0.00944	1.53500	Oversupply
7/19/2022 10:15	0:02	SSA2	0.04619	0.85300	Oversupply
7/19/2022 10:16	0:02	SSA3	0.05267	1.53900	Oversupply
7/19/2022 10:17	0:02	SSA2	0.04581	0.73900	Oversupply
7/19/2022 10:18	0:02	SSA3	0.05310	1.78900	Oversupply
7/19/2022 10:20	0:02	SSA3	0.05267	2.24300	Oversupply
7/19/2022 10:21	0:02	SSA2	0.04581	1.01200	Oversupply
7/19/2022 10:22	0:02	SSA3	0.05310	0.44400	Oversupply
7/19/2022 10:23	0:02	SSA2	0.04543	0.27900	Oversupply
7/19/2022 10:24	4:44	BS250	Data is not available	Data is not available	Oversupply
7/19/2022 10:24	0:02	KWPPII	0.00438	20.63871	Oversupply
7/19/2022 10:24	4:45	SSA3	12.32402	0.01300	Oversupply
7/19/2022 10:25	4:44	SSA2	11.23032	-0.00300	Oversupply
7/19/2022 10:27	4:43	KWPPII	64.48918	20.85028	Oversupply
7/19/2022 11:13	0:12	AWE	0.78160	19.10000	Oversupply
7/19/2022 11:26	0:21	AWE	0.78886	19.90000	Oversupply
7/19/2022 11:48	0:24	AWE	1.13497	20.10000	Oversupply
7/19/2022 12:17	0:05	AWE	0.09366	20.30000	Oversupply
7/19/2022 12:24	0:13	AWE	0.43024	21.00000	Oversupply
7/19/2022 12:39	0:06	AWE	0.23966	21.00000	Oversupply
7/19/2022 12:53	0:02	AWE	0.00249	20.60000	Oversupply
7/19/2022 12:56	0:02	AWE	0.01098	21.00000	Oversupply
7/19/2022 12:59	0:02	AWE	0.00546	21.00000	Oversupply
7/19/2022 13:07	0:01	AWE	0.01191	20.90000	Oversupply
7/19/2022 13:09	0:01	AWE	0.00418	20.20000	Oversupply
7/19/2022 15:09	0:02	SSA2	0.06530	0.08000	Oversupply
7/19/2022 15:09	0:02	SSA3	0.06873	0.39700	Oversupply
7/19/2022 15:11	0:02	SSA2	0.06585	0.23300	Oversupply
7/19/2022 15:11	0:02	SSA3	0.06760	0.01300	Oversupply
7/19/2022 15:12	0:01	BS250	Data is not available	Data is not available	Oversupply
7/19/2022 15:12	0:02	KWPPII	0.00612	20.71855	Oversupply
7/19/2022 15:13	0:02	SSA2	0.06504	0.01500	Oversupply
7/19/2022 15:13	0:02	SSA3	0.05314	0.34400	Oversupply
7/19/2022 15:14	0:01	BS250	Data is not available	Data is not available	Oversupply
7/19/2022 15:15	0:02	SSA2	0.04549	0.21700	Oversupply
7/19/2022 15:15	0:02	SSA3	0.02019	0.72800	Oversupply
7/19/2022 15:17	0:02	SSA2	0.04549	0.90900	Oversupply
7/19/2022 15:17	0:02	SSA3	0.02019	1.74500	Oversupply
7/19/2022 15:19	0:02	SSA2	0.04549	0.87600	Oversupply
7/19/2022 15:19	0:02	SSA3	0.01986	0.35400	Oversupply
7/19/2022 15:21	0:02	SSA2	0.04549	1.00300	Oversupply
7/19/2022 15:21	0:02	SSA3	0.02019	2.01200	Oversupply
7/19/2022 15:23	0:02	SSA2	0.04512	1.99600	Oversupply
7/19/2022 15:26	0:02	SSA3	0.01986	1.10500	Oversupply
7/19/2022 15:27	0:02	SSA2	0.04512	0.14700	Oversupply
7/19/2022 15:28	0:02	SSA3	0.01994	0.70500	Oversupply
7/19/2022 18:39	0:18	SSA3	0.02509	0.07800	Oversupply
7/19/2022 18:40	0:31	BS250	Data is not available	Data is not available	Oversupply
7/19/2022 18:40	0:36	KWPPII	8.42497	20.76745	Oversupply
7/19/2022 18:40	0:30	SSA2	0.05756	0.02500	Oversupply
7/19/2022 18:58	0:02	AWE	0.01846	18.10000	Oversupply
7/19/2022 19:11	0:04	AWE	0.12847	19.00000	Oversupply
7/19/2022 23:29	0:49	KWPPII	3.32399	20.75248	Oversupply
7/20/2022 1:07	0:01	KWPPII	0.00280	20.75348	Oversupply
7/20/2022 1:11	0:44	KWPPII	3.47588	20.73452	Oversupply
7/20/2022 1:58	0:01	KWPPII	0.00080	20.72853	Oversupply
7/20/2022 2:05	2:02	KWPPII	13.16687	20.73651	Oversupply
7/20/2022 4:10	0:01	KWPPII	0.00651	20.70158	Oversupply
7/20/2022 4:14	0:31	KWPPII	1.89762	20.73851	Oversupply
7/20/2022 4:46	0:01	KWPPII	0.00583	20.71556	Oversupply
7/20/2022 4:49	0:09	KWPPII	0.19317	20.73651	Oversupply
7/20/2022 5:02	0:08	KWPPII	0.04418	20.72653	Oversupply
7/20/2022 5:15	0:28	KWPPII	2.15327	20.73352	Oversupply
7/20/2022 5:49	0:14	BS250	Data is not available	Data is not available	Oversupply
7/20/2022 5:49	0:14	KWPPII	0.30961	20.73552	Oversupply
7/20/2022 6:11	0:36	BS250	Data is not available	Data is not available	Oversupply
7/20/2022 6:11	0:36	SSA3	0.05570	-0.00300	Oversupply



Maui Curtailment Report

July 2022

Start Date and Time	Duration (minutes)	IPP Curtailed	Estimated Curtailed MWH	Peak MW Curtailed	Reasons for Curtailment
7/20/2022 6:12	0:35	KWPPII	0.95613	20.73951	Oversupply
7/20/2022 6:12	0:34	SSA2	0.02849	0.00200	Oversupply
7/20/2022 6:46	0:02	SSA2	0.00127	0.09600	Oversupply
7/20/2022 7:08	0:02	SSA2	0.00243	0.15900	Oversupply
7/20/2022 7:09	0:22	BS250	Data is not available	Data is not available	Oversupply
7/20/2022 7:09	0:23	KWPPII	0.81198	20.74450	Oversupply
7/20/2022 7:10	0:22	SSA3	0.14664	0.00200	Oversupply
7/20/2022 7:10	0:20	SSA2	0.07420	0.00600	Oversupply
7/20/2022 7:30	0:02	SSA2	0.00203	0.27800	Oversupply
7/20/2022 7:32	0:02	SSA3	0.00557	0.13900	Oversupply
7/20/2022 7:32	0:02	SSA2	0.00203	0.04800	Oversupply
7/20/2022 7:34	0:02	SSA3	0.00557	0.35000	Oversupply
7/20/2022 7:34	0:02	SSA2	0.00203	0.39600	Oversupply
7/20/2022 7:52	0:02	SSA3	0.01529	0.74500	Oversupply
7/20/2022 7:53	0:05	BS250	Data is not available	Data is not available	Oversupply
7/20/2022 7:53	0:06	KWPPII	0.03933	20.74350	Oversupply
7/20/2022 7:53	0:06	SSA2	0.01952	0.25500	Oversupply
7/20/2022 7:54	0:04	SSA3	0.03045	-0.00300	Oversupply
7/20/2022 7:58	0:02	SSA3	0.01272	-0.00200	Oversupply
7/20/2022 7:59	0:02	SSA2	0.00575	0.12300	Oversupply
7/20/2022 8:02	0:02	SSA3	0.01146	0.85800	Oversupply
7/20/2022 8:04	0:04	SSA3	0.02282	0.75200	Oversupply
7/20/2022 8:05	0:02	SSA2	0.00517	0.32400	Oversupply
7/20/2022 8:08	0:02	SSA3	0.01146	0.93300	Oversupply
7/20/2022 8:10	0:02	SSA3	0.01137	0.66400	Oversupply
7/20/2022 8:11	0:02	SSA2	0.00517	0.32300	Oversupply
7/20/2022 8:12	0:02	SSA3	0.01137	0.03700	Oversupply
7/20/2022 8:13	0:02	SSA2	0.00599	0.03300	Oversupply
7/20/2022 8:14	0:02	SSA3	0.02629	0.39300	Oversupply
7/20/2022 8:15	0:04	SSA2	0.04995	0.19700	Oversupply
7/20/2022 8:16	0:02	SSA3	0.03430	0.41500	Oversupply
7/20/2022 8:18	0:02	SSA3	0.03402	0.53400	Oversupply
7/20/2022 8:19	0:02	SSA2	0.02508	0.26400	Oversupply
7/20/2022 8:20	0:02	SSA3	0.03458	0.21500	Oversupply
7/20/2022 8:21	0:02	SSA2	0.02528	0.18400	Oversupply
7/20/2022 8:22	7:01	SSA3	14.92816	0.09900	Oversupply
7/20/2022 8:23	0:01	BS250	Data is not available	Data is not available	Oversupply
7/20/2022 8:23	7:01	SSA2	11.63162	0.00500	Oversupply
7/20/2022 8:24	0:01	KWPPII	0.00318	20.72254	Oversupply
7/20/2022 8:25	6:57	BS250	Data is not available	Data is not available	Oversupply
7/20/2022 8:26	6:57	KWPPII	76.25646	20.74150	Oversupply
7/20/2022 11:32	0:07	AWE	0.07035	21.00000	Oversupply
7/20/2022 11:40	0:35	AWE	1.57797	21.00000	Oversupply
7/20/2022 15:23	0:02	SSA3	0.04602	-0.00400	Oversupply
7/20/2022 15:23	0:02	SSA2	0.07720	2.28200	Oversupply
7/20/2022 15:25	0:03	BS250	Data is not available	Data is not available	Oversupply
7/20/2022 15:25	0:04	SSA3	0.09091	0.00400	Oversupply
7/20/2022 15:25	0:02	SSA2	0.07785	0.03100	Oversupply
7/20/2022 15:26	0:02	KWPPII	0.03564	20.48503	Oversupply
7/20/2022 15:27	0:02	SSA2	0.07785	0.00700	Oversupply
7/20/2022 15:29	0:01	KWPPII	0.00384	20.06289	Oversupply
7/20/2022 15:29	0:02	SSA3	0.03064	0.00600	Oversupply
7/20/2022 15:29	0:02	SSA2	0.03650	0.09700	Oversupply
7/20/2022 15:31	0:02	SSA3	0.00234	0.70800	Oversupply
7/20/2022 15:31	0:02	SSA2	0.04014	0.22300	Oversupply
7/20/2022 15:35	0:02	SSA3	0.00236	0.82100	Oversupply
7/20/2022 15:35	0:02	SSA2	0.04014	2.75300	Oversupply
7/20/2022 15:37	0:02	SSA3	0.00236	0.20100	Oversupply
7/20/2022 15:37	0:02	SSA2	0.04014	1.03000	Oversupply
7/20/2022 15:39	0:02	SSA3	0.00236	0.49500	Oversupply
7/20/2022 15:39	0:02	SSA2	0.03981	0.66600	Oversupply
7/20/2022 15:41	0:02	SSA2	0.04014	2.32700	Oversupply
7/20/2022 22:26	0:17	KWPPII	0.84438	20.84729	Oversupply
7/20/2022 22:49	0:02	KWPPII	0.01522	20.81435	Oversupply
7/20/2022 22:52	0:02	KWPPII	0.02580	20.71157	Oversupply
7/20/2022 22:55	0:01	KWPPII	0.00305	20.58981	Oversupply
7/20/2022 23:18	6:39	KWPPII	72.73229	20.81635	Oversupply
7/21/2022 5:49	0:10	BS250	Data is not available	Data is not available	Oversupply
7/21/2022 5:59	0:01	KWPPII	0.00400	20.81535	Oversupply
7/21/2022 8:48	0:02	SSA2	0.01482	0.31900	Oversupply
7/21/2022 8:48	0:02	SSA3	0.03078	0.07900	Oversupply
7/21/2022 8:49	0:07	KWPPII	0.06887	20.80238	Oversupply
7/21/2022 8:50	0:05	BS250	Data is not available	Data is not available	Oversupply



Maui Curtailment Report

July 2022

Start Date and Time	Duration (minutes)	IPP Curtailed	Estimated Curtailed MWH	Peak MW Curtailed	Reasons for Curtailment
7/21/2022 8:50	0:06	SSA2	0.04470	-0.00300	Oversupply
7/21/2022 8:50	0:06	SSA3	0.09233	0.01600	Oversupply
7/21/2022 8:56	0:02	SSA2	0.01507	0.08600	Oversupply
7/21/2022 8:56	0:02	SSA3	0.03078	0.62800	Oversupply
7/21/2022 9:02	0:02	SSA3	0.04096	1.79900	Oversupply
7/21/2022 9:04	0:02	SSA2	0.01651	0.11500	Oversupply
7/21/2022 9:04	0:02	SSA3	0.04030	0.62200	Oversupply
7/21/2022 9:06	0:02	SSA2	0.01651	0.54200	Oversupply
7/21/2022 9:06	0:02	SSA3	0.03997	0.70600	Oversupply
7/21/2022 9:08	0:02	SSA2	0.01637	0.28000	Oversupply
7/21/2022 9:08	0:02	SSA3	0.04030	0.65800	Oversupply
7/21/2022 9:09	4:06	BS250	Data is not available	Data is not available	Oversupply
7/21/2022 9:10	4:06	KWPPII	32.94656	20.79539	Oversupply
7/21/2022 9:10	4:05	SSA2	6.32170	0.01400	Oversupply
7/21/2022 9:10	4:05	SSA3	9.20515	0.00300	Oversupply
7/21/2022 13:15	0:02	SSA3	0.05381	-0.00400	Oversupply
7/21/2022 13:15	0:02	SSA2	0.08784	0.06500	Oversupply
7/21/2022 13:16	0:02	BS250	Data is not available	Data is not available	Oversupply
7/21/2022 13:17	0:02	SSA3	0.05337	0.00100	Oversupply
7/21/2022 13:17	0:02	SSA2	0.08784	0.00700	Oversupply
7/21/2022 13:19	0:02	SSA3	0.05381	0.25300	Oversupply
7/21/2022 13:19	0:02	SSA2	0.08784	0.08200	Oversupply
7/21/2022 13:20	0:01	BS250	Data is not available	Data is not available	Oversupply
7/21/2022 13:21	2:44	KWPPII	37.08611	20.78042	Oversupply
7/21/2022 13:21	2:44	SSA3	5.41604	0.00800	Oversupply
7/21/2022 13:21	2:43	SSA2	7.24026	0.00700	Oversupply
7/21/2022 13:22	2:43	BS250	Data is not available	Data is not available	Oversupply
7/21/2022 14:15	0:09	AWE	0.33150	21.00000	Oversupply
7/21/2022 14:42	0:28	AWE	1.61883	21.00000	Oversupply
7/21/2022 15:11	0:01	AWE	0.00073	21.00000	Oversupply
7/21/2022 15:13	0:02	AWE	0.01328	21.00000	Oversupply
7/21/2022 16:04	0:02	SSA2	0.04091	0.00400	Oversupply
7/21/2022 16:05	0:02	SSA3	0.01866	0.41200	Oversupply
7/21/2022 16:09	0:02	SSA3	0.01866	1.81700	Oversupply
7/21/2022 16:12	0:02	SSA2	0.04091	2.13300	Oversupply
7/21/2022 16:13	0:02	SSA3	0.01595	1.83100	Oversupply
7/21/2022 16:14	0:02	SSA2	0.01622	2.14200	Oversupply
7/21/2022 16:16	0:02	SSA2	0.00482	0.73100	Oversupply
7/21/2022 16:17	0:02	SSA3	0.00257	1.33600	Oversupply
7/21/2022 16:18	0:02	SSA2	0.00478	1.51800	Oversupply
7/21/2022 22:58	0:02	KWPPII	0.01505	20.74749	Oversupply
7/22/2022 0:48	1:24	KWPPII	9.57484	21.02392	Oversupply
7/22/2022 2:18	2:52	KWPPII	30.61265	20.67664	Oversupply
7/22/2022 5:11	0:02	KWPPII	0.01463	18.70867	Oversupply
7/22/2022 6:36	0:04	SSA3	0.00702	0.06600	Oversupply
7/22/2022 6:37	0:03	BS250	Data is not available	Data is not available	Oversupply
7/22/2022 6:37	0:04	SSA2	0.00128	0.00200	Oversupply
7/22/2022 6:38	0:03	KWPPII	0.01901	19.43219	Oversupply
7/22/2022 6:40	0:02	SSA3	0.00351	0.08000	Oversupply
7/22/2022 6:42	0:02	SSA3	0.00354	0.08800	Oversupply
7/22/2022 6:54	0:14	BS250	Data is not available	Data is not available	Oversupply
7/22/2022 6:54	0:24	SSA3	0.12914	0.00300	Oversupply
7/22/2022 6:55	0:23	KWPPII	0.52474	19.55294	Oversupply
7/22/2022 6:55	0:22	SSA2	0.05035	0.00000	Oversupply
7/22/2022 7:10	0:08	BS250	Data is not available	Data is not available	Oversupply
7/22/2022 7:21	1:06	SSA2	0.70713	0.03100	Oversupply
7/22/2022 7:22	3:17	BS250	Data is not available	Data is not available	Oversupply
7/22/2022 7:22	3:50	SSA3	6.22514	0.00200	Oversupply
7/22/2022 7:23	3:08	KWPPII	14.66968	20.90617	Oversupply
7/22/2022 8:28	2:03	SSA2	3.60989	0.00400	Oversupply
7/22/2022 10:31	0:02	SSA2	0.08435	0.25600	Oversupply
7/22/2022 10:32	0:05	KWPPII	0.20099	13.69594	Oversupply
7/22/2022 10:33	0:06	SSA2	0.25236	0.00000	Oversupply
7/22/2022 10:38	0:02	KWPPII	0.02702	12.64509	Oversupply
7/22/2022 10:39	0:02	SSA2	0.08366	0.00100	Oversupply
7/22/2022 10:40	0:43	BS250	Data is not available	Data is not available	Oversupply
7/22/2022 10:41	0:32	KWPPII	2.25127	17.79354	Oversupply
7/22/2022 10:41	0:42	SSA2	1.89700	0.00000	Oversupply
7/22/2022 11:12	0:02	SSA3	0.08501	0.13600	Oversupply
7/22/2022 11:14	0:10	KWPPII	0.51300	16.02317	Oversupply
7/22/2022 11:14	0:08	SSA3	0.31216	0.00300	Oversupply
7/22/2022 11:22	0:02	SSA3	0.07841	-0.00400	Oversupply
7/22/2022 11:23	0:02	SSA2	0.09243	0.16400	Oversupply



Maui Curtailment Report

July 2022

Start Date and Time	Duration (minutes)	IPP Curtailed	Estimated Curtailed MWH	Peak MW Curtailed	Reasons for Curtailment
7/22/2022 11:24	0:02	BS250	Data is not available	Data is not available	Oversupply
7/22/2022 11:24	0:02	SSA3	0.07841	0.00700	Oversupply
7/22/2022 11:25	0:02	KWP11	0.03253	14.42544	Oversupply
7/22/2022 11:25	0:02	SSA2	0.09243	0.00600	Oversupply
7/22/2022 11:26	0:02	SSA3	0.07841	0.65800	Oversupply
7/22/2022 11:27	0:02	SSA2	0.09167	0.46800	Oversupply
7/22/2022 11:28	0:02	SSA3	0.07684	1.18900	Oversupply
7/22/2022 11:29	0:02	SSA2	0.09341	0.16300	Oversupply
7/22/2022 11:30	0:01	BS250	Data is not available	Data is not available	Oversupply
7/22/2022 11:30	0:02	SSA3	0.07658	0.02300	Oversupply
7/22/2022 11:31	0:02	SSA2	0.09300	0.03300	Oversupply
7/22/2022 11:32	0:02	SSA3	0.07658	1.03900	Oversupply
7/22/2022 11:33	0:02	SSA2	0.09377	0.14800	Oversupply
7/22/2022 11:34	0:02	SSA3	0.07596	0.81300	Oversupply
7/22/2022 11:35	0:02	SSA2	0.09377	0.11700	Oversupply
7/22/2022 11:36	0:06	BS250	Data is not available	Data is not available	Oversupply
7/22/2022 11:36	0:06	SSA3	0.22787	0.01200	Oversupply
7/22/2022 11:37	0:04	SSA2	0.18755	0.00100	Oversupply
7/22/2022 11:40	0:02	KWP11	0.06307	15.12501	Oversupply
7/22/2022 11:41	0:02	SSA2	0.09377	0.00700	Oversupply
7/22/2022 11:42	0:02	SSA3	0.07533	0.81900	Oversupply
7/22/2022 11:43	0:02	SSA2	0.09373	0.68500	Oversupply
7/22/2022 11:44	0:42	BS250	Data is not available	Data is not available	Oversupply
7/22/2022 11:44	0:34	SSA3	1.55333	0.00200	Oversupply
7/22/2022 11:45	0:28	KWP11	2.56987	17.43228	Oversupply
7/22/2022 11:45	0:34	SSA2	1.62399	-0.00200	Oversupply
7/22/2022 12:14	0:12	KWP11	0.52668	17.22271	Oversupply
7/22/2022 12:19	0:08	SSA3	0.36434	0.03300	Oversupply
7/22/2022 12:19	0:06	SSA2	0.27175	0.00200	Oversupply
7/22/2022 12:25	0:02	SSA2	0.09109	0.08000	Oversupply
7/22/2022 12:27	0:02	SSA3	0.09184	0.98100	Oversupply
7/22/2022 12:27	0:02	SSA2	0.09109	0.70800	Oversupply
7/22/2022 12:29	0:02	SSA3	0.07202	0.20400	Oversupply
7/22/2022 12:29	0:02	SSA2	0.04552	0.04500	Oversupply
7/22/2022 12:31	0:02	SSA3	0.02982	0.40600	Oversupply
7/22/2022 12:31	0:02	SSA2	0.04134	0.61800	Oversupply
7/22/2022 12:33	0:02	SSA3	0.03007	1.33800	Oversupply
7/22/2022 12:33	0:02	SSA2	0.04134	2.08200	Oversupply
7/22/2022 12:35	0:02	SSA3	0.03007	2.22600	Oversupply
7/22/2022 12:35	0:02	SSA2	0.04134	1.96800	Oversupply
7/22/2022 12:39	0:02	SSA3	0.03007	1.08900	Oversupply
7/22/2022 12:41	0:02	SSA3	0.03007	0.97600	Oversupply
7/22/2022 12:41	0:02	SSA2	0.04134	2.27300	Oversupply
7/22/2022 12:43	0:02	SSA3	0.03601	0.67200	Oversupply
7/22/2022 12:43	0:02	SSA2	0.05900	1.73700	Oversupply
7/22/2022 12:45	0:02	SSA3	0.03174	0.45000	Oversupply
7/22/2022 12:45	0:02	SSA2	0.08167	1.55900	Oversupply
7/22/2022 12:47	0:02	SSA3	0.03174	0.17300	Oversupply
7/22/2022 12:47	0:02	SSA2	0.08167	0.12000	Oversupply
7/22/2022 12:49	0:02	SSA3	0.03174	0.31300	Oversupply
7/22/2022 12:49	0:02	SSA2	0.08100	0.82300	Oversupply
7/22/2022 12:50	0:02	BS250	Data is not available	Data is not available	Oversupply
7/22/2022 12:51	0:01	KWP11	0.00623	17.40334	Oversupply
7/22/2022 12:51	0:02	SSA3	0.03122	0.00500	Oversupply
7/22/2022 12:51	0:02	SSA2	0.08167	-0.00300	Oversupply
7/22/2022 12:53	0:02	SSA3	0.03200	0.29400	Oversupply
7/22/2022 12:53	0:02	SSA2	0.08167	-0.00300	Oversupply
7/22/2022 12:55	0:02	SSA3	0.03174	0.24800	Oversupply
7/22/2022 12:55	0:02	SSA2	0.08167	-0.00300	Oversupply
7/22/2022 12:57	0:02	SSA3	0.03148	1.00700	Oversupply
7/22/2022 12:57	0:02	SSA2	0.08167	0.66100	Oversupply
7/22/2022 12:59	0:02	BS250	Data is not available	Data is not available	Oversupply
7/22/2022 12:59	0:02	SSA3	0.02501	0.01200	Oversupply
7/22/2022 13:00	0:02	SSA2	0.07967	0.20400	Oversupply
7/22/2022 13:00	0:02	KWP11	0.01469	15.61501	Oversupply
7/22/2022 13:01	0:02	SSA3	0.03399	0.15300	Oversupply
7/22/2022 13:02	0:02	SSA2	0.08033	-0.00300	Oversupply
7/22/2022 13:03	0:02	SSA3	0.03455	0.39100	Oversupply
7/22/2022 13:04	0:02	SSA2	0.07967	-0.00300	Oversupply
7/22/2022 13:05	0:02	SSA3	0.03427	0.61700	Oversupply
7/22/2022 13:06	0:02	SSA2	0.08033	-0.00300	Oversupply
7/22/2022 13:07	0:02	SSA3	0.03399	0.60100	Oversupply
7/22/2022 13:08	0:02	SSA2	0.08033	0.64300	Oversupply



Maui Curtailment Report

July 2022

Start Date and Time	Duration (minutes)	IPP Curtailed	Estimated Curtailed MWH	Peak MW Curtailed	Reasons for Curtailment
7/22/2022 13:09	0:02	SSA3	0.03427	0.13800	Oversupply
7/22/2022 13:10	0:02	SSA2	0.08033	0.09800	Oversupply
7/22/2022 13:11	0:02	SSA3	0.03399	0.93800	Oversupply
7/22/2022 13:12	0:02	SSA2	0.08033	1.48700	Oversupply
7/22/2022 13:13	0:02	SSA3	0.02795	0.48900	Oversupply
7/22/2022 13:14	0:02	SSA2	0.07678	0.91400	Oversupply
7/22/2022 13:15	0:02	BS250	Data is not available	Data is not available	Oversupply
7/22/2022 13:15	0:02	SSA3	0.04147	0.01300	Oversupply
7/22/2022 13:16	0:01	KWP1I	0.00701	17.50713	Oversupply
7/22/2022 13:16	0:02	SSA2	0.07495	0.03000	Oversupply
7/22/2022 13:17	0:02	SSA3	0.04181	0.54300	Oversupply
7/22/2022 13:18	0:02	SSA2	0.07495	-0.00300	Oversupply
7/22/2022 13:19	0:02	SSA3	0.04181	1.05900	Oversupply
7/22/2022 13:20	0:02	SSA2	0.07433	-0.00300	Oversupply
7/22/2022 13:21	0:02	SSA3	0.04147	0.95700	Oversupply
7/22/2022 13:22	0:02	SSA2	0.07495	0.16900	Oversupply
7/22/2022 13:26	0:02	SSA3	0.04181	0.69900	Oversupply
7/22/2022 13:26	0:02	SSA2	0.07495	0.68200	Oversupply
7/22/2022 13:28	0:02	SSA3	0.04119	1.10600	Oversupply
7/22/2022 13:28	0:02	SSA2	0.07324	1.42100	Oversupply
7/22/2022 13:30	0:02	SSA2	0.05567	1.80100	Oversupply
7/22/2022 13:36	0:02	SSA3	0.05315	2.39400	Oversupply
7/22/2022 13:36	0:02	SSA2	0.05567	2.42700	Oversupply
7/22/2022 13:38	0:06	BS250	Data is not available	Data is not available	Oversupply
7/22/2022 13:38	0:06	SSA3	0.15900	0.01400	Oversupply
7/22/2022 13:38	0:12	SSA2	0.43800	0.16700	Oversupply
7/22/2022 13:39	0:03	KWP1I	0.03374	16.89638	Oversupply
7/22/2022 13:43	0:01	KWP1I	0.02777	16.03315	Oversupply
7/22/2022 13:44	0:02	SSA3	0.06948	0.12700	Oversupply
7/22/2022 13:45	0:05	BS250	Data is not available	Data is not available	Oversupply
7/22/2022 13:45	0:04	KWP1I	0.06556	16.14093	Oversupply
7/22/2022 13:46	0:04	SSA3	0.17880	0.06900	Oversupply
7/22/2022 13:50	0:02	SSA3	0.08793	0.13800	Oversupply
7/22/2022 13:50	0:02	SSA2	0.09512	0.35800	Oversupply
7/22/2022 13:52	1:38	BS250	Data is not available	Data is not available	Oversupply
7/22/2022 13:52	0:01	KWP1I	0.00491	14.20190	Oversupply
7/22/2022 13:52	0:02	SSA3	0.08867	0.00900	Oversupply
7/22/2022 13:52	0:02	SSA2	0.09512	0.00400	Oversupply
7/22/2022 13:54	0:02	KWP1I	0.06454	15.26173	Oversupply
7/22/2022 13:54	0:02	SSA3	0.08940	0.03800	Oversupply
7/22/2022 13:54	0:02	SSA2	0.09433	0.03400	Oversupply
7/22/2022 13:56	1:35	SSA3	3.55443	0.00900	Oversupply
7/22/2022 13:56	1:35	SSA2	4.39461	0.01900	Oversupply
7/22/2022 13:57	1:34	KWP1I	9.87640	20.07187	Oversupply
7/22/2022 15:30	0:02	SSA2	0.02558	0.63600	Oversupply
7/22/2022 15:31	0:02	SSA3	0.01396	0.73100	Oversupply
7/22/2022 15:33	0:02	SSA3	0.01419	0.89800	Oversupply
7/22/2022 15:34	0:02	SSA2	0.02558	1.76600	Oversupply
7/22/2022 15:35	0:02	SSA3	0.01408	2.03200	Oversupply
7/22/2022 15:36	0:04	SSA2	0.05180	1.56000	Oversupply
7/22/2022 15:37	0:02	SSA3	0.01408	1.97200	Oversupply
7/22/2022 15:40	0:02	SSA2	0.02558	2.40100	Oversupply
7/22/2022 15:42	0:02	SSA2	0.02579	2.41300	Oversupply
7/22/2022 15:43	0:02	SSA3	0.01419	1.16700	Oversupply
7/22/2022 15:46	0:02	SSA2	0.00606	2.42000	Oversupply
7/22/2022 15:47	0:02	SSA3	0.00348	1.92200	Oversupply
7/23/2022 0:36	0:04	KWP1I	0.06913	19.26453	Oversupply
7/23/2022 0:41	0:01	KWP1I	0.00854	18.83840	Oversupply
7/23/2022 0:48	0:13	KWP1I	0.53887	20.79439	Oversupply
7/23/2022 1:58	0:02	KWP1I	0.01356	20.74949	Oversupply
7/23/2022 2:29	1:47	KWP1I	10.97638	20.83930	Oversupply
7/23/2022 4:17	1:05	KWP1I	5.30229	20.93810	Oversupply
7/23/2022 5:23	0:01	KWP1I	0.01155	20.62973	Oversupply
7/23/2022 5:25	0:15	KWP1I	0.17200	20.92413	Oversupply
7/23/2022 5:52	0:05	BS250	Data is not available	Data is not available	Oversupply
7/23/2022 5:53	0:02	KWP1I	0.02077	20.36427	Oversupply
7/23/2022 5:56	0:03	KWP1I	0.01639	20.73352	Oversupply
7/23/2022 5:58	0:01	BS250	Data is not available	Data is not available	Oversupply
7/23/2022 6:01	0:01	BS250	Data is not available	Data is not available	Oversupply
7/23/2022 6:01	0:01	KWP1I	0.00389	20.92912	Oversupply
7/23/2022 6:03	0:02	BS250	Data is not available	Data is not available	Oversupply
7/23/2022 6:03	0:03	KWP1I	0.01265	20.93610	Oversupply
7/23/2022 7:52	0:02	SSA3	0.00536	0.72600	Oversupply



Maui Curtailment Report

July 2022

Start Date and Time	Duration (minutes)	IPP Curtailed	Estimated Curtailed MWH	Peak MW Curtailed	Reasons for Curtailment
7/23/2022 7:58	0:02	SSA3	0.00441	0.61300	Oversupply
7/23/2022 7:58	0:02	SSA2	0.00350	0.56500	Oversupply
7/23/2022 7:59	0:01	BS250	Data is not available	Data is not available	Oversupply
7/23/2022 8:00	0:02	SSA3	0.00711	0.29400	Oversupply
7/23/2022 8:00	0:02	SSA2	0.00855	0.09600	Oversupply
7/23/2022 8:04	0:02	SSA2	0.00848	0.65200	Oversupply
7/23/2022 8:08	0:02	SSA3	0.00705	0.10600	Oversupply
7/23/2022 8:10	0:02	SSA3	0.00717	0.41900	Oversupply
7/23/2022 8:10	0:02	SSA2	0.00848	0.04000	Oversupply
7/23/2022 8:14	0:02	SSA2	0.00075	0.78000	Oversupply
7/23/2022 8:20	0:02	SSA3	0.00457	0.65200	Oversupply
7/23/2022 8:20	0:02	SSA2	0.00617	0.04100	Oversupply
7/23/2022 8:29	0:02	SSA2	0.00893	0.98200	Oversupply
7/23/2022 8:36	0:02	SSA3	0.01792	0.02800	Oversupply
7/23/2022 8:37	0:02	SSA2	0.01745	0.01800	Oversupply
7/23/2022 8:40	0:02	SSA3	0.01792	1.22200	Oversupply
7/23/2022 8:42	0:02	SSA3	0.01806	0.10600	Oversupply
7/23/2022 8:43	0:06	BS250	Data is not available	Data is not available	Oversupply
7/23/2022 8:43	0:06	SSA2	0.09802	0.06400	Oversupply
7/23/2022 8:44	0:01	KWP/II	0.01392	19.00107	Oversupply
7/23/2022 8:44	0:04	SSA3	0.06757	-0.00300	Oversupply
7/23/2022 8:46	0:03	KWP/II	0.10353	20.09583	Oversupply
7/23/2022 8:48	0:02	SSA3	0.03677	-0.00300	Oversupply
7/23/2022 8:49	0:02	SSA2	0.03966	-0.00300	Oversupply
7/23/2022 8:50	0:01	BS250	Data is not available	Data is not available	Oversupply
7/23/2022 8:50	0:02	SSA3	0.03707	0.84400	Oversupply
7/23/2022 8:51	0:02	SSA2	0.03999	0.16100	Oversupply
7/23/2022 8:53	0:02	SSA3	0.03707	1.38500	Oversupply
7/23/2022 8:53	0:02	SSA2	0.03999	0.73200	Oversupply
7/23/2022 8:55	0:02	SSA3	0.03707	0.66900	Oversupply
7/23/2022 8:55	0:02	SSA2	0.03966	0.24500	Oversupply
7/23/2022 8:56	0:01	BS250	Data is not available	Data is not available	Oversupply
7/23/2022 8:57	0:04	KWP/II	0.11010	19.26253	Oversupply
7/23/2022 8:57	0:02	SSA3	0.03677	0.00700	Oversupply
7/23/2022 8:57	0:02	SSA2	0.03999	0.00200	Oversupply
7/23/2022 8:58	0:03	BS250	Data is not available	Data is not available	Oversupply
7/23/2022 8:59	0:02	SSA3	0.03141	0.04200	Oversupply
7/23/2022 8:59	0:02	SSA2	0.03199	0.02900	Oversupply
7/23/2022 9:01	0:02	SSA3	0.03296	0.23700	Oversupply
7/23/2022 9:01	0:02	SSA2	0.03259	0.16300	Oversupply
7/23/2022 9:03	0:02	SSA3	0.03269	0.81400	Oversupply
7/23/2022 9:03	0:02	SSA2	0.03232	0.85800	Oversupply
7/23/2022 9:05	0:02	SSA3	0.03269	0.47500	Oversupply
7/23/2022 9:05	0:02	SSA2	0.03259	1.37200	Oversupply
7/23/2022 9:07	0:02	SSA3	0.03269	0.28100	Oversupply
7/23/2022 9:07	0:02	SSA2	0.03232	0.19800	Oversupply
7/23/2022 9:08	0:01	BS250	Data is not available	Data is not available	Oversupply
7/23/2022 9:09	0:02	SSA3	0.03296	0.10600	Oversupply
7/23/2022 9:09	0:02	SSA2	0.03259	0.29600	Oversupply
7/23/2022 9:13	0:02	SSA3	0.03473	1.57600	Oversupply
7/23/2022 9:13	0:02	SSA2	0.03524	1.54500	Oversupply
7/23/2022 9:14	3:55	BS250	Data is not available	Data is not available	Oversupply
7/23/2022 9:15	3:55	KWP/II	29.23911	20.61975	Oversupply
7/23/2022 9:15	3:54	SSA3	8.48881	-0.00600	Oversupply
7/23/2022 9:15	3:55	SSA2	9.78109	-0.00100	Oversupply
7/23/2022 13:09	0:02	SSA3	0.05807	0.17500	Oversupply
7/23/2022 13:10	0:17	BS250	Data is not available	Data is not available	Oversupply
7/23/2022 13:10	0:02	SSA2	0.09433	0.46100	Oversupply
7/23/2022 13:11	0:16	SSA3	0.49267	0.00700	Oversupply
7/23/2022 13:12	0:15	KWP/II	0.53270	11.63416	Oversupply
7/23/2022 13:12	0:14	SSA2	0.60169	0.00100	Oversupply
7/23/2022 13:26	0:02	SSA2	0.08436	0.07300	Oversupply
7/23/2022 13:27	0:02	SSA3	0.06358	-0.00400	Oversupply
7/23/2022 13:29	0:02	SSA3	0.01472	0.18200	Oversupply
7/23/2022 13:30	0:02	SSA2	0.01700	0.92900	Oversupply
7/23/2022 13:31	0:02	SSA3	0.01557	1.01100	Oversupply
7/23/2022 13:32	0:02	SSA2	0.01714	1.39200	Oversupply
7/23/2022 13:33	0:02	SSA3	0.01557	1.13100	Oversupply
7/23/2022 13:34	0:02	SSA2	0.01700	2.13700	Oversupply
7/23/2022 13:35	0:02	SSA3	0.01569	0.89600	Oversupply
7/23/2022 13:36	0:02	SSA2	0.01714	2.05000	Oversupply
7/23/2022 13:53	0:02	SSA3	0.00685	2.85200	Oversupply
7/23/2022 13:54	0:02	SSA2	0.01033	2.29000	Oversupply



Maui Curtailment Report

July 2022

Start Date and Time	Duration (minutes)	IPP Curtailed	Estimated Curtailed MWH	Peak MW Curtailed	Reasons for Curtailment
7/23/2022 14:00	0:02	SSA2	0.08436	2.77200	Oversupply
7/23/2022 14:01	0:02	SSA3	0.07226	2.02700	Oversupply
7/23/2022 14:02	0:02	SSA2	0.08367	0.88900	Oversupply
7/23/2022 14:03	0:02	SSA3	0.07226	0.75000	Oversupply
7/23/2022 14:04	0:12	SSA2	0.46246	0.10900	Oversupply
7/23/2022 14:05	0:08	BS250	Data is not available	Data is not available	Oversupply
7/23/2022 14:05	0:08	SSA3	0.28904	-0.00600	Oversupply
7/23/2022 14:06	0:08	KWPPI	0.21745	14.15500	Oversupply
7/23/2022 14:14	0:02	SSA3	0.05306	-0.00500	Oversupply
7/23/2022 14:15	0:05	BS250	Data is not available	Data is not available	Oversupply
7/23/2022 14:16	0:04	KWPPI	0.05193	14.12905	Oversupply
7/23/2022 14:16	0:04	SSA3	0.05225	-0.00300	Oversupply
7/23/2022 14:17	0:02	SSA2	0.04134	0.00000	Oversupply
7/23/2022 14:19	0:02	SSA2	0.04100	0.00100	Oversupply
7/23/2022 14:20	0:02	SSA3	0.02591	0.59100	Oversupply
7/23/2022 14:21	0:02	SSA2	0.04134	0.50100	Oversupply
7/23/2022 14:22	0:02	SSA3	0.02570	1.61300	Oversupply
7/23/2022 14:23	0:02	SSA2	0.04134	1.97100	Oversupply
7/23/2022 14:55	0:02	SSA2	0.02924	2.76600	Oversupply
7/23/2022 14:56	0:02	SSA3	0.01940	2.04200	Oversupply
7/23/2022 14:57	0:02	SSA2	0.02900	0.22300	Oversupply
7/23/2022 14:58	0:02	SSA3	0.02060	0.58700	Oversupply
7/23/2022 14:59	0:02	SSA2	0.03424	0.41800	Oversupply
7/23/2022 15:00	0:02	SSA3	0.02317	0.45800	Oversupply
7/23/2022 15:01	0:02	SSA2	0.03339	0.80800	Oversupply
7/23/2022 15:02	0:02	SSA3	0.02355	0.70800	Oversupply
7/23/2022 15:03	0:02	SSA2	0.03311	0.63400	Oversupply
7/23/2022 15:04	0:02	SSA3	0.02298	1.45000	Oversupply
7/23/2022 15:05	0:02	SSA2	0.03339	1.90600	Oversupply
7/23/2022 15:06	0:02	SSA3	0.02298	1.51300	Oversupply
7/23/2022 15:07	0:02	SSA2	0.03339	0.84000	Oversupply
7/23/2022 15:41	0:02	SSA2	0.00983	2.38400	Oversupply
7/24/2022 2:32	0:02	KWPPI	0.00203	7.80301	Oversupply
7/24/2022 3:29	0:01	KWPPI	0.00294	13.30374	Oversupply
7/24/2022 3:44	0:05	KWPPI	0.11489	14.02127	Oversupply
7/24/2022 3:50	0:07	KWPPI	0.16459	14.66595	Oversupply
7/24/2022 3:59	0:08	KWPPI	0.21873	14.82662	Oversupply
7/24/2022 4:08	0:48	KWPPI	3.67606	17.39436	Oversupply
7/24/2022 5:54	0:01	BS250	Data is not available	Data is not available	Oversupply
7/24/2022 6:03	0:08	BS250	Data is not available	Data is not available	Oversupply
7/24/2022 6:04	0:05	KWPPI	0.08298	17.91629	Oversupply
7/24/2022 6:12	7:44	BS250	Data is not available	Data is not available	Oversupply
7/24/2022 6:12	7:44	SSA3	13.22665	0.02400	Oversupply
7/24/2022 6:12	7:45	SSA2	14.18270	-0.00100	Oversupply
7/24/2022 6:14	7:42	KWPPI	83.50971	18.77553	Oversupply
7/24/2022 8:56	1:21	AWE	5.37267	21.00000	Oversupply
7/24/2022 10:20	0:09	AWE	0.35070	21.00000	Oversupply
7/24/2022 10:30	0:01	AWE	0.02138	20.70000	Oversupply
7/24/2022 10:32	0:01	AWE	0.01563	20.90000	Oversupply
7/24/2022 10:34	0:01	AWE	0.00174	21.00000	Oversupply
7/24/2022 10:37	2:54	AWE	22.11181	21.00000	Oversupply
7/24/2022 13:56	0:02	SSA3	0.03083	0.57700	Oversupply
7/24/2022 13:57	0:02	SSA2	0.08436	0.46800	Oversupply
7/24/2022 13:58	0:02	SSA3	0.00959	0.70900	Oversupply
7/24/2022 13:59	0:02	SSA2	0.03700	1.88400	Oversupply
7/24/2022 14:00	0:02	SSA3	-0.00985	0.79700	Oversupply
7/24/2022 14:01	0:02	SSA2	0.01833	1.86100	Oversupply
7/24/2022 14:09	0:02	SSA2	0.01849	2.69300	Oversupply
7/24/2022 14:13	0:02	SSA2	0.03590	1.24400	Oversupply
7/24/2022 14:14	0:02	SSA3	0.03158	2.91000	Oversupply
7/24/2022 14:15	0:02	SSA2	0.08544	1.07000	Oversupply
7/24/2022 14:16	0:02	SSA3	0.05524	2.30500	Oversupply
7/24/2022 14:17	0:02	SSA2	0.08473	0.36700	Oversupply
7/24/2022 14:18	0:02	SSA3	0.05478	0.46500	Oversupply
7/24/2022 14:19	0:02	SSA2	0.08544	0.30700	Oversupply
7/24/2022 14:20	0:02	SSA3	0.05569	0.30700	Oversupply
7/24/2022 14:21	0:02	SSA2	0.08544	0.47800	Oversupply
7/24/2022 14:22	0:02	SSA3	0.05478	1.27400	Oversupply
7/24/2022 14:23	0:42	SSA2	1.93373	0.53200	Oversupply
7/24/2022 14:24	0:41	BS250	Data is not available	Data is not available	Oversupply
7/24/2022 14:24	0:40	SSA3	0.80773	0.03000	Oversupply
7/24/2022 14:25	0:40	KWPPI	2.47475	13.27879	Oversupply
7/24/2022 15:05	0:02	SSA3	0.04597	0.76100	Oversupply



Maui Curtailment Report

July 2022

Start Date and Time	Duration (minutes)	IPP Curtailed	Estimated Curtailed MWH	Peak MW Curtailed	Reasons for Curtailment
7/24/2022 15:05	0:02	SSA2	0.07345	0.13600	Oversupply
7/24/2022 15:07	0:02	SSA3	0.04636	0.21900	Oversupply
7/24/2022 15:07	0:02	SSA2	0.07406	0.00500	Oversupply
7/24/2022 15:08	0:01	BS250	Data is not available	Data is not available	Oversupply
7/24/2022 15:09	0:01	KWP11	0.00863	11.93554	Oversupply
7/24/2022 15:09	0:02	SSA3	0.04674	0.24800	Oversupply
7/24/2022 15:09	0:02	SSA2	0.07406	0.43500	Oversupply
7/24/2022 15:11	0:02	SSA3	0.04636	0.34600	Oversupply
7/24/2022 15:11	0:02	SSA2	0.07345	0.13800	Oversupply
7/24/2022 15:12	0:01	BS250	Data is not available	Data is not available	Oversupply
7/24/2022 15:13	0:02	SSA3	0.04035	0.44000	Oversupply
7/24/2022 15:13	0:02	SSA2	0.04980	0.75000	Oversupply
7/24/2022 15:15	0:02	SSA3	0.01462	0.64900	Oversupply
7/24/2022 15:15	0:02	SSA2	0.03206	0.13700	Oversupply
7/24/2022 15:17	0:02	SSA3	0.01474	0.72000	Oversupply
7/24/2022 15:17	0:02	SSA2	0.03206	2.61100	Oversupply
7/24/2022 15:19	0:02	SSA3	0.01474	0.78200	Oversupply
7/24/2022 15:21	0:02	SSA3	0.01474	1.32500	Oversupply
7/24/2022 15:21	0:02	SSA2	0.03206	0.48300	Oversupply
7/24/2022 15:23	0:02	SSA3	0.01462	2.38000	Oversupply
7/24/2022 15:23	0:02	SSA2	0.03179	2.53800	Oversupply
7/24/2022 15:25	0:02	SSA3	0.01486	1.11300	Oversupply
7/24/2022 15:25	0:02	SSA2	0.03206	1.05400	Oversupply
7/24/2022 22:18	0:02	KWP11	0.02300	16.92732	Oversupply
7/25/2022 5:55	0:45	BS250	Data is not available	Data is not available	Oversupply
7/25/2022 5:56	0:43	KWP11	2.82221	17.98914	Oversupply
7/25/2022 6:11	0:28	SSA2	0.01917	0.00000	Oversupply
7/25/2022 6:11	0:28	SSA3	0.02762	0.01200	Oversupply
7/25/2022 6:41	0:10	SSA2	0.00858	0.06600	Oversupply
7/25/2022 6:41	0:10	SSA3	0.03071	0.07200	Oversupply
7/25/2022 6:42	0:08	BS250	Data is not available	Data is not available	Oversupply
7/25/2022 6:43	0:08	KWP11	0.25611	16.03016	Oversupply
7/25/2022 6:55	0:02	SSA3	0.00714	0.15300	Oversupply
7/25/2022 6:56	0:03	BS250	Data is not available	Data is not available	Oversupply
7/25/2022 6:57	0:02	SSA2	0.00161	0.03200	Oversupply
7/25/2022 6:57	0:02	SSA3	0.00720	0.17900	Oversupply
7/25/2022 7:13	0:02	SSA2	0.00196	0.01500	Oversupply
7/25/2022 7:14	0:03	BS250	Data is not available	Data is not available	Oversupply
7/25/2022 7:14	0:03	KWP11	0.01551	16.14592	Oversupply
7/25/2022 7:14	0:04	SSA3	0.02161	-0.00100	Oversupply
7/25/2022 7:15	0:02	SSA2	0.00946	0.04000	Oversupply
7/25/2022 7:19	0:05	BS250	Data is not available	Data is not available	Oversupply
7/25/2022 7:19	0:06	KWP11	0.11379	16.40738	Oversupply
7/25/2022 7:19	0:06	SSA2	0.02831	0.00200	Oversupply
7/25/2022 7:20	0:04	SSA3	0.02870	0.00700	Oversupply
7/25/2022 7:24	0:02	SSA3	0.01441	0.09600	Oversupply
7/25/2022 7:25	0:02	SSA2	0.00938	0.19200	Oversupply
7/25/2022 7:27	0:02	BS250	Data is not available	Data is not available	Oversupply
7/25/2022 7:27	0:02	SSA2	0.00946	0.00800	Oversupply
7/25/2022 7:28	0:02	KWP11	0.01194	14.46237	Oversupply
7/25/2022 7:28	0:02	SSA3	0.01299	-0.00200	Oversupply
7/25/2022 7:29	0:02	SSA2	0.00361	0.22700	Oversupply
7/25/2022 7:30	0:01	BS250	Data is not available	Data is not available	Oversupply
7/25/2022 7:30	0:02	SSA3	0.00697	0.15500	Oversupply
7/25/2022 7:31	0:02	SSA2	0.00730	0.24800	Oversupply
7/25/2022 7:32	0:01	BS250	Data is not available	Data is not available	Oversupply
7/25/2022 7:32	0:02	SSA3	0.00697	0.17900	Oversupply
7/25/2022 7:33	0:02	SSA2	0.00730	0.26800	Oversupply
7/25/2022 7:39	0:02	SSA2	0.00730	0.33900	Oversupply
7/25/2022 7:40	0:02	SSA3	0.00697	0.56000	Oversupply
7/25/2022 7:41	0:01	BS250	Data is not available	Data is not available	Oversupply
7/25/2022 7:47	0:16	SSA2	0.14715	0.07700	Oversupply
7/25/2022 7:48	0:07	BS250	Data is not available	Data is not available	Oversupply
7/25/2022 7:48	0:02	SSA3	0.02435	0.10500	Oversupply
7/25/2022 7:50	0:02	KWP11	0.03544	15.27171	Oversupply
7/25/2022 7:50	0:14	SSA3	0.15069	-0.00100	Oversupply
7/25/2022 7:53	0:11	KWP11	0.14172	16.42335	Oversupply
7/25/2022 7:56	0:08	BS250	Data is not available	Data is not available	Oversupply
7/25/2022 8:03	0:02	SSA2	0.01435	0.14500	Oversupply
7/25/2022 8:04	0:02	SSA3	0.01549	0.55800	Oversupply
7/25/2022 8:05	0:02	SSA2	0.01459	0.46700	Oversupply
7/25/2022 8:12	0:02	SSA3	0.01575	0.96000	Oversupply
7/25/2022 8:14	0:02	BS250	Data is not available	Data is not available	Oversupply



Maui Curtailment Report

July 2022

Start Date and Time	Duration (minutes)	IPP Curtailed	Estimated Curtailed MWH	Peak MW Curtailed	Reasons for Curtailment
7/25/2022 8:14	0:02	SSA2	0.00825	0.03100	Oversupply
7/25/2022 8:14	0:02	SSA3	0.00097	0.43000	Oversupply
7/25/2022 8:18	0:02	SSA2	0.00675	0.82100	Oversupply
7/25/2022 8:30	0:02	SSA2	0.01400	0.57200	Oversupply
7/25/2022 8:32	0:02	SSA3	0.02564	1.14400	Oversupply
7/25/2022 8:34	0:02	SSA2	0.01412	0.14400	Oversupply
7/25/2022 8:34	0:02	SSA3	0.02543	0.34300	Oversupply
7/25/2022 8:36	0:04	BS250	Data is not available	Data is not available	Oversupply
7/25/2022 8:36	0:04	KWP11	0.04121	10.09731	Oversupply
7/25/2022 8:36	0:04	SSA2	0.02812	0.01100	Oversupply
7/25/2022 8:36	0:04	SSA3	0.05108	0.01100	Oversupply
7/25/2022 8:42	0:02	SSA2	0.01412	0.19700	Oversupply
7/25/2022 8:42	0:02	SSA3	0.02543	1.04000	Oversupply
7/25/2022 8:46	0:02	SSA3	0.00267	1.33900	Oversupply
7/25/2022 9:00	0:02	SSA2	0.01062	1.41400	Oversupply
7/25/2022 9:12	0:02	SSA2	0.01062	1.58300	Oversupply
7/25/2022 9:13	0:24	BS250	Data is not available	Data is not available	Oversupply
7/25/2022 9:13	0:24	SSA3	0.67665	0.67000	Oversupply
7/25/2022 9:14	0:24	KWP11	1.42220	13.20195	Oversupply
7/25/2022 9:14	0:24	SSA2	0.67246	0.01500	Oversupply
7/25/2022 9:37	0:02	SSA3	0.06220	0.01100	Oversupply
7/25/2022 9:38	0:04	BS250	Data is not available	Data is not available	Oversupply
7/25/2022 9:38	0:04	SSA2	0.12365	0.00800	Oversupply
7/25/2022 9:39	0:04	KWP11	0.04370	9.37280	Oversupply
7/25/2022 9:39	0:04	SSA3	0.12236	-0.00200	Oversupply
7/25/2022 9:42	0:02	SSA2	0.06131	-0.00300	Oversupply
7/25/2022 9:43	0:02	SSA3	0.06231	0.51700	Oversupply
7/25/2022 9:44	1:59	SSA2	4.96656	0.04200	Oversupply
7/25/2022 9:45	1:57	BS250	Data is not available	Data is not available	Oversupply
7/25/2022 9:45	1:57	KWP11	17.15053	15.14497	Oversupply
7/25/2022 9:45	1:57	SSA3	4.61737	0.00600	Oversupply
7/25/2022 10:24	0:01	AWE	0.01241	21.00000	Oversupply
7/25/2022 10:29	0:09	AWE	0.09690	21.00000	Oversupply
7/25/2022 10:39	0:01	AWE	0.00673	18.50000	Oversupply
7/25/2022 10:41	0:29	AWE	1.16444	21.00000	Oversupply
7/25/2022 11:42	0:02	SSA3	0.08610	0.42400	Oversupply
7/25/2022 11:43	0:02	SSA2	0.08623	0.19600	Oversupply
7/25/2022 11:44	0:02	SSA3	0.06843	0.03600	Oversupply
7/25/2022 11:45	0:02	SSA2	0.06150	0.00800	Oversupply
7/25/2022 11:46	0:01	KWP11	0.00177	14.05321	Oversupply
7/25/2022 11:46	0:02	SSA3	0.06687	0.55000	Oversupply
7/25/2022 11:47	0:02	SSA2	0.06099	0.08900	Oversupply
7/25/2022 11:48	0:02	SSA3	0.06743	0.64500	Oversupply
7/25/2022 11:49	0:02	SSA2	0.06099	0.04900	Oversupply
7/25/2022 11:50	0:02	SSA3	0.06799	0.75800	Oversupply
7/25/2022 11:51	0:02	SSA2	0.06150	0.06800	Oversupply
7/25/2022 11:52	0:02	SSA3	0.06743	0.95200	Oversupply
7/25/2022 11:53	0:02	SSA2	0.06150	1.37900	Oversupply
7/25/2022 11:54	0:02	SSA3	0.06687	0.68400	Oversupply
7/25/2022 11:55	0:02	SSA2	0.06150	0.39900	Oversupply
7/25/2022 11:56	0:01	BS250	Data is not available	Data is not available	Oversupply
7/25/2022 11:56	0:02	SSA3	0.06799	0.20500	Oversupply
7/25/2022 11:57	0:02	SSA2	0.06150	0.13500	Oversupply
7/25/2022 11:58	0:02	SSA3	0.05977	0.89400	Oversupply
7/25/2022 11:59	0:02	SSA2	0.05753	0.10000	Oversupply
7/25/2022 12:00	0:04	SSA3	0.10203	0.64000	Oversupply
7/25/2022 12:01	0:02	SSA2	0.04488	0.10500	Oversupply
7/25/2022 12:02	0:02	BS250	Data is not available	Data is not available	Oversupply
7/25/2022 12:03	0:02	SSA2	0.04488	0.01500	Oversupply
7/25/2022 12:04	0:02	SSA3	0.05165	1.78800	Oversupply
7/25/2022 12:05	0:02	SSA2	0.04488	0.85700	Oversupply
7/25/2022 12:06	0:02	SSA3	0.05122	1.63100	Oversupply
7/25/2022 12:08	0:02	SSA3	0.05122	2.55100	Oversupply
7/25/2022 12:09	0:02	SSA2	0.04488	0.75500	Oversupply
7/25/2022 12:10	0:02	SSA3	0.05122	1.58900	Oversupply
7/25/2022 12:11	0:02	SSA2	0.04451	0.08800	Oversupply
7/25/2022 12:12	0:02	SSA3	0.05191	1.17700	Oversupply
7/25/2022 12:13	0:02	SSA2	0.04858	0.96000	Oversupply
7/25/2022 12:15	0:01	BS250	Data is not available	Data is not available	Oversupply
7/25/2022 12:15	0:02	SSA3	0.07904	0.00800	Oversupply
7/25/2022 12:15	0:02	SSA2	0.06274	0.02300	Oversupply
7/25/2022 12:16	0:01	KWP11	0.00519	12.95845	Oversupply
7/25/2022 12:17	0:02	SSA3	0.07969	0.23800	Oversupply



Maui Curtailment Report

July 2022

Start Date and Time	Duration (minutes)	IPP Curtailed	Estimated Curtailed MWH	Peak MW Curtailed	Reasons for Curtailment
7/25/2022 12:17	0:02	SSA2	0.06326	-0.00300	Oversupply
7/25/2022 12:19	0:02	SSA3	0.07839	0.48000	Oversupply
7/25/2022 12:19	0:02	SSA2	0.06326	-0.00300	Oversupply
7/25/2022 12:21	0:02	SSA3	0.07839	0.97300	Oversupply
7/25/2022 12:21	0:02	SSA2	0.06274	0.13700	Oversupply
7/25/2022 12:23	0:02	SSA3	0.07839	0.05600	Oversupply
7/25/2022 12:23	0:02	SSA2	0.06378	0.08000	Oversupply
7/25/2022 12:24	0:01	BS250	Data is not available	Data is not available	Oversupply
7/25/2022 12:25	0:06	SSA3	0.23399	0.27700	Oversupply
7/25/2022 12:25	0:04	SSA2	0.12599	0.26200	Oversupply
7/25/2022 12:26	0:04	BS250	Data is not available	Data is not available	Oversupply
7/25/2022 12:27	0:02	KWP11	0.03563	14.22585	Oversupply
7/25/2022 12:29	0:02	SSA2	0.05719	0.08000	Oversupply
7/25/2022 12:31	0:02	SSA3	0.07923	-0.00300	Oversupply
7/25/2022 12:31	0:02	SSA2	0.08500	0.59600	Oversupply
7/25/2022 12:33	0:10	BS250	Data is not available	Data is not available	Oversupply
7/25/2022 12:33	0:10	SSA3	0.39745	0.62900	Oversupply
7/25/2022 12:33	0:02	SSA2	0.08642	0.02700	Oversupply
7/25/2022 12:35	0:08	SSA2	0.34142	0.01700	Oversupply
7/25/2022 12:36	0:07	KWP11	0.11273	14.75676	Oversupply
7/25/2022 12:43	0:02	SSA2	0.07162	0.29700	Oversupply
7/25/2022 12:57	0:02	SSA3	0.02370	1.44600	Oversupply
7/25/2022 12:57	0:02	SSA2	0.02225	1.37400	Oversupply
7/25/2022 12:59	0:02	SSA3	0.07300	0.35800	Oversupply
7/25/2022 12:59	0:02	SSA2	0.07242	1.23600	Oversupply
7/25/2022 13:01	0:20	BS250	Data is not available	Data is not available	Oversupply
7/25/2022 13:01	0:20	SSA3	0.78187	0.01400	Oversupply
7/25/2022 13:01	0:18	SSA2	0.77064	0.02600	Oversupply
7/25/2022 13:03	0:18	KWP11	0.69685	16.40639	Oversupply
7/25/2022 13:19	0:02	SSA2	0.05570	0.00300	Oversupply
7/25/2022 13:21	0:02	SSA3	0.04806	1.05600	Oversupply
7/25/2022 13:21	0:02	SSA2	0.05524	0.95200	Oversupply
7/25/2022 13:25	0:02	SSA3	0.04806	2.40500	Oversupply
7/25/2022 13:58	0:02	SSA2	0.00936	2.65800	Oversupply
7/25/2022 14:06	0:02	SSA3	0.01494	1.77400	Oversupply
7/25/2022 14:08	0:02	SSA2	0.01967	1.83100	Oversupply
7/25/2022 14:08	0:02	SSA3	0.01481	1.41900	Oversupply
7/25/2022 14:10	0:02	SSA2	0.01983	2.44300	Oversupply
7/25/2022 14:10	0:02	SSA3	0.01481	0.94500	Oversupply
7/25/2022 14:14	0:02	SSA3	0.02490	1.67700	Oversupply
7/25/2022 14:14	0:02	SSA2	0.01967	2.05800	Oversupply
7/25/2022 14:16	0:02	SSA2	0.01983	1.65700	Oversupply
7/25/2022 14:16	0:02	SSA3	0.01230	1.91500	Oversupply
7/25/2022 14:20	0:02	SSA2	0.01999	1.94100	Oversupply
7/25/2022 14:20	0:02	SSA3	0.01230	0.77200	Oversupply
7/25/2022 14:26	0:02	SSA2	0.01967	2.31600	Oversupply
7/25/2022 14:26	0:02	SSA3	0.01240	0.88700	Oversupply
7/25/2022 14:28	0:02	SSA2	0.02170	1.77500	Oversupply
7/25/2022 14:28	0:02	SSA3	0.01238	1.60500	Oversupply
7/25/2022 14:36	0:02	SSA2	0.03596	2.14800	Oversupply
7/25/2022 14:36	0:02	SSA3	0.01533	1.04800	Oversupply
7/25/2022 14:40	0:02	SSA2	0.03596	0.16200	Oversupply
7/25/2022 14:40	0:02	SSA3	0.01533	1.69600	Oversupply
7/25/2022 14:42	0:02	SSA2	0.03596	0.10700	Oversupply
7/25/2022 14:42	0:02	SSA3	0.01533	0.60600	Oversupply
7/25/2022 14:44	0:02	SSA2	0.03330	1.61100	Oversupply
7/25/2022 14:44	0:02	SSA3	0.00494	1.00500	Oversupply
7/25/2022 14:46	0:02	SSA2	0.03193	2.17500	Oversupply
7/25/2022 14:48	0:02	SSA2	0.03167	2.39100	Oversupply
7/25/2022 14:48	0:02	SSA3	0.01512	2.33300	Oversupply
7/25/2022 14:50	0:02	SSA2	0.03193	1.94200	Oversupply
7/25/2022 14:50	0:02	SSA3	0.01487	2.20100	Oversupply
7/25/2022 14:52	0:02	SSA2	0.03193	2.06400	Oversupply
7/25/2022 14:52	0:02	SSA3	0.01499	1.74100	Oversupply
7/25/2022 14:56	0:02	SSA2	0.03193	2.78400	Oversupply
7/25/2022 14:56	0:02	SSA3	0.01499	1.49400	Oversupply
7/25/2022 14:58	0:02	SSA2	0.02749	0.94500	Oversupply
7/25/2022 14:58	0:02	SSA3	0.01108	1.37600	Oversupply
7/25/2022 15:00	0:02	SSA2	0.01033	1.62000	Oversupply
7/25/2022 15:00	0:02	SSA3	0.00050	1.94700	Oversupply
7/26/2022 6:32	0:01	AWE	0.00333	0.20000	Oversupply
7/26/2022 7:03	0:01	AWE	0.00167	0.10000	Oversupply
7/26/2022 8:52	0:02	SSA3	0.01527	1.37800	Oversupply



Maui Curtailment Report

July 2022

Start Date and Time	Duration (minutes)	IPP Curtailed	Estimated Curtailed MWH	Peak MW Curtailed	Reasons for Curtailment
7/26/2022 8:52	0:02	SSA2	0.01364	1.33600	Oversupply
7/26/2022 8:54	0:02	SSA3	0.01515	0.92100	Oversupply
7/26/2022 8:54	0:02	SSA2	0.01364	0.76600	Oversupply
7/26/2022 8:56	0:02	SSA3	0.01527	0.92900	Oversupply
7/26/2022 8:56	0:02	SSA2	0.01364	0.86300	Oversupply
7/26/2022 8:58	0:02	SSA3	0.02681	0.42100	Oversupply
7/26/2022 8:58	0:02	SSA2	0.02473	0.44300	Oversupply
7/26/2022 9:00	6:20	BS250	Data is not available	Data is not available	Oversupply
7/26/2022 9:00	0:02	SSA2	0.05662	0.01900	Oversupply
7/26/2022 9:00	0:02	SSA3	0.05351	0.00600	Oversupply
7/26/2022 9:02	6:18	SSA3	12.46740	0.01000	Oversupply
7/26/2022 9:02	6:18	SSA2	11.60526	-0.00300	Oversupply
7/26/2022 9:03	6:18	KWPPI	96.56039	19.57988	Oversupply
7/26/2022 9:22	0:03	AWE	0.05038	13.40000	Oversupply
7/26/2022 9:26	4:56	AWE	47.39251	21.00000	Oversupply
7/26/2022 15:20	0:02	SSA3	0.01920	0.06900	Oversupply
7/26/2022 15:21	0:02	SSA2	0.01541	0.02500	Oversupply
7/26/2022 15:22	0:02	SSA3	0.01920	0.59500	Oversupply
7/26/2022 15:23	0:02	SSA2	0.01528	0.51800	Oversupply
7/26/2022 15:24	0:02	SSA3	0.01936	0.46200	Oversupply
7/26/2022 15:28	0:34	BS250	Data is not available	Data is not available	Oversupply
7/26/2022 15:28	0:12	SSA3	0.23087	0.00700	Oversupply
7/26/2022 15:29	0:34	KWPPI	0.86487	19.52200	Oversupply
7/26/2022 15:29	0:12	SSA2	0.14107	0.01100	Oversupply
7/26/2022 15:40	0:20	SSA3	0.30040	0.02600	Oversupply
7/26/2022 15:41	0:20	SSA2	0.45911	0.01800	Oversupply
7/26/2022 16:01	0:02	SSA3	0.01806	0.00500	Oversupply
7/26/2022 16:01	0:06	SSA2	0.23765	0.00100	Oversupply
7/26/2022 16:03	0:02	SSA3	0.01806	0.07700	Oversupply
7/26/2022 16:04	0:03	BS250	Data is not available	Data is not available	Oversupply
7/26/2022 16:05	0:03	KWPPI	0.02953	17.95621	Oversupply
7/26/2022 16:05	0:02	SSA3	0.01777	-0.00300	Oversupply
7/26/2022 16:07	0:02	SSA3	0.01806	0.09600	Oversupply
7/26/2022 16:07	0:02	SSA2	0.07922	0.05300	Oversupply
7/26/2022 16:09	0:02	BS250	Data is not available	Data is not available	Oversupply
7/26/2022 16:09	0:02	SSA3	0.01777	0.02600	Oversupply
7/26/2022 16:09	0:02	SSA2	0.07856	0.04600	Oversupply
7/26/2022 16:11	0:02	SSA3	0.01777	0.02700	Oversupply
7/26/2022 16:11	0:02	SSA2	0.07922	0.47600	Oversupply
7/26/2022 16:13	0:02	SSA3	0.01660	0.08500	Oversupply
7/26/2022 16:13	0:02	SSA2	0.07373	0.61800	Oversupply
7/26/2022 16:15	0:02	SSA3	0.00196	0.06000	Oversupply
7/26/2022 16:15	0:02	SSA2	0.01078	0.04300	Oversupply
7/26/2022 16:17	0:02	SSA3	0.00195	0.38300	Oversupply
7/26/2022 16:51	0:01	BS250	Data is not available	Data is not available	Oversupply
7/26/2022 16:51	0:02	SSA3	0.00693	0.34400	Oversupply
7/26/2022 16:51	0:02	SSA2	0.00557	0.05800	Oversupply
7/26/2022 16:53	0:02	SSA3	0.00693	0.38300	Oversupply
7/26/2022 16:53	0:02	SSA2	0.00561	0.61700	Oversupply
7/26/2022 16:54	0:02	BS250	Data is not available	Data is not available	Oversupply
7/26/2022 16:55	0:02	KWPPI	0.00502	18.00710	Oversupply
7/26/2022 16:55	0:02	SSA3	0.00688	0.07500	Oversupply
7/26/2022 16:55	0:02	SSA2	0.00557	0.01400	Oversupply
7/26/2022 16:59	0:02	SSA2	0.00788	0.42300	Oversupply
7/26/2022 17:01	0:03	BS250	Data is not available	Data is not available	Oversupply
7/26/2022 17:01	0:02	SSA3	0.01181	0.00000	Oversupply
7/26/2022 17:01	0:06	SSA2	0.04321	0.01500	Oversupply
7/26/2022 17:02	0:06	KWPPI	0.08526	18.04802	Oversupply
7/26/2022 17:03	0:04	SSA3	0.02371	0.03000	Oversupply
7/26/2022 17:05	0:02	BS250	Data is not available	Data is not available	Oversupply
7/26/2022 17:07	0:02	SSA2	0.01432	0.02300	Oversupply
7/26/2022 17:07	0:02	SSA3	0.01162	0.20400	Oversupply
7/26/2022 17:09	0:01	KWPPI	0.00355	18.04802	Oversupply
7/26/2022 17:09	0:02	SSA2	0.01444	0.08600	Oversupply
7/26/2022 17:11	0:02	SSA2	0.01432	0.71700	Oversupply
7/26/2022 17:11	0:02	SSA3	0.01171	0.21200	Oversupply
7/26/2022 17:15	0:02	SSA2	0.00621	0.64500	Oversupply
7/26/2022 17:15	0:02	SSA3	0.00545	0.10000	Oversupply
7/26/2022 17:17	0:02	SSA2	0.00627	0.42800	Oversupply
7/26/2022 17:17	0:02	SSA3	0.00541	0.37500	Oversupply
7/26/2022 17:18	0:02	BS250	Data is not available	Data is not available	Oversupply
7/26/2022 17:19	0:01	KWPPI	0.00715	18.04503	Oversupply
7/26/2022 17:23	0:02	SSA2	0.00627	1.18900	Oversupply



Maui Curtailment Report

July 2022

Start Date and Time	Duration (minutes)	IPP Curtailed	Estimated Curtailed MWH	Peak MW Curtailed	Reasons for Curtailment
7/26/2022 17:23	0:02	SSA3	0.00545	0.57500	Oversupply
7/27/2022 0:21	0:02	KWP1I	0.00324	18.05301	Oversupply
7/27/2022 6:58	0:01	BS250	Data is not available	Data is not available	Oversupply
7/27/2022 6:58	0:02	SSA2	0.00150	0.07800	Oversupply
7/27/2022 7:04	1:22	SSA2	0.74502	0.08800	Oversupply
7/27/2022 7:05	1:21	BS250	Data is not available	Data is not available	Oversupply
7/27/2022 7:05	0:02	KWP1I	0.01170	19.37331	Oversupply
7/27/2022 7:05	0:02	SSA3	0.00926	0.00300	Oversupply
7/27/2022 7:09	1:17	SSA3	0.89201	0.00200	Oversupply
7/27/2022 7:10	1:16	KWP1I	5.69522	19.57589	Oversupply
7/27/2022 8:26	0:02	SSA3	0.02978	0.73000	Oversupply
7/27/2022 8:26	0:02	SSA2	0.02733	0.41100	Oversupply
7/27/2022 8:28	0:02	SSA3	0.03091	0.51700	Oversupply
7/27/2022 8:28	0:02	SSA2	0.02884	0.66900	Oversupply
7/27/2022 8:30	0:02	SSA3	0.01957	0.98500	Oversupply
7/27/2022 8:30	0:02	SSA2	0.03664	0.91200	Oversupply
7/27/2022 8:32	0:02	SSA3	0.01973	0.63300	Oversupply
7/27/2022 8:32	7:39	SSA2	18.49516	0.06000	Oversupply
7/27/2022 8:33	7:43	BS250	Data is not available	Data is not available	Oversupply
7/27/2022 8:34	7:42	KWP1I	90.35025	19.36233	Oversupply
7/27/2022 8:34	7:41	SSA3	17.17602	-0.00200	Oversupply
7/27/2022 9:29	0:02	AWE	0.04661	18.30000	Oversupply
7/27/2022 9:33	2:15	AWE	13.24507	21.00000	Oversupply
7/27/2022 11:49	0:08	AWE	0.06599	16.40000	Oversupply
7/27/2022 11:58	0:04	AWE	0.20384	18.30000	Oversupply
7/27/2022 12:03	0:31	AWE	1.29418	18.40000	Oversupply
7/27/2022 12:35	0:25	AWE	0.61673	17.10000	Oversupply
7/27/2022 13:01	0:47	AWE	1.76187	18.10000	Oversupply
7/27/2022 13:49	0:02	AWE	0.01653	18.70000	Oversupply
7/27/2022 13:52	0:05	AWE	0.08457	19.30000	Oversupply
7/27/2022 13:58	0:01	AWE	0.01017	18.90000	Oversupply
7/27/2022 14:00	0:03	AWE	0.01452	19.70000	Oversupply
7/27/2022 16:11	0:04	SSA2	0.12642	0.00200	Oversupply
7/27/2022 16:15	0:02	SSA2	0.03626	0.11600	Oversupply
7/27/2022 16:15	0:02	SSA3	0.01295	0.68100	Oversupply
7/27/2022 16:17	0:02	SSA2	0.03626	0.16300	Oversupply
7/27/2022 16:19	0:02	SSA2	0.03596	1.39100	Oversupply
7/27/2022 16:19	0:02	SSA3	0.01285	1.39100	Oversupply
7/27/2022 16:21	0:02	SSA2	0.03656	0.02700	Oversupply
7/27/2022 16:21	0:02	SSA3	0.01285	0.01500	Oversupply
7/27/2022 16:22	0:01	BS250	Data is not available	Data is not available	Oversupply
7/27/2022 16:23	0:02	SSA2	0.03596	1.19200	Oversupply
7/27/2022 16:23	0:02	SSA3	0.01306	1.28200	Oversupply
7/27/2022 16:25	0:02	SSA2	0.03626	0.29300	Oversupply
7/27/2022 16:26	0:02	SSA3	0.01295	0.58900	Oversupply
7/27/2022 16:33	0:02	SSA2	0.01531	1.14000	Oversupply
7/28/2022 1:57	0:04	KWP1I	0.04012	19.51502	Oversupply
7/28/2022 2:02	0:17	KWP1I	0.21138	19.45314	Oversupply
7/28/2022 2:23	0:03	KWP1I	0.01601	19.55693	Oversupply
7/28/2022 2:28	0:01	KWP1I	0.00555	19.52899	Oversupply
7/28/2022 2:30	0:01	KWP1I	0.00742	19.41123	Oversupply
7/28/2022 10:54	0:02	SSA2	0.00562	2.49400	Oversupply
7/28/2022 11:08	0:02	SSA2	0.00803	2.60300	Oversupply
7/28/2022 11:12	0:02	SSA3	0.00441	2.38500	Oversupply
7/28/2022 11:12	0:02	SSA2	0.00809	2.60400	Oversupply
7/28/2022 11:16	0:02	SSA2	0.01311	2.63100	Oversupply
7/28/2022 11:20	0:02	SSA3	0.00537	2.42700	Oversupply
7/28/2022 11:20	0:02	SSA2	0.01311	2.65600	Oversupply
7/28/2022 11:22	0:02	SSA3	0.00542	2.42100	Oversupply
7/28/2022 11:22	0:02	SSA2	0.01311	2.67700	Oversupply
7/28/2022 11:26	0:02	SSA2	0.01311	2.71200	Oversupply
7/28/2022 11:28	0:02	SSA3	0.00542	2.44600	Oversupply
7/28/2022 11:28	0:02	SSA2	0.01617	1.53400	Oversupply
7/28/2022 11:30	0:02	SSA3	0.00740	2.25500	Oversupply
7/28/2022 11:30	0:02	SSA2	0.02117	2.42800	Oversupply
7/28/2022 11:32	0:02	SSA2	0.02117	2.67900	Oversupply
7/28/2022 11:34	0:02	SSA3	0.00740	2.43600	Oversupply
7/28/2022 11:34	0:02	SSA2	0.02100	2.15400	Oversupply
7/28/2022 11:36	0:02	SSA3	0.00734	2.47500	Oversupply
7/28/2022 11:36	0:02	SSA2	0.02117	2.59800	Oversupply
7/28/2022 11:38	0:02	SSA2	0.02100	2.71200	Oversupply
7/28/2022 11:40	0:02	SSA3	0.00734	2.45300	Oversupply
7/28/2022 11:40	0:02	SSA2	0.02117	0.77600	Oversupply



Maui Curtailment Report

July 2022

Start Date and Time	Duration (minutes)	IPP Curtailed	Estimated Curtailed MWH	Peak MW Curtailed	Reasons for Curtailment
7/28/2022 11:42	0:02	SSA3	0.00740	2.44100	Oversupply
7/28/2022 11:42	0:02	SSA2	0.02117	2.41000	Oversupply
7/28/2022 11:44	0:02	SSA3	0.01207	2.31500	Oversupply
7/28/2022 11:44	0:02	SSA2	0.02470	2.57000	Oversupply
7/28/2022 11:46	0:02	SSA3	0.01429	1.82400	Oversupply
7/28/2022 11:46	0:02	SSA2	0.02521	1.77500	Oversupply
7/28/2022 11:48	0:02	SSA3	0.01405	1.93600	Oversupply
7/28/2022 11:48	0:02	SSA2	0.02521	1.58500	Oversupply
7/28/2022 11:50	0:02	SSA3	0.01405	2.48300	Oversupply
7/28/2022 11:50	0:02	SSA2	0.02521	2.55200	Oversupply
7/28/2022 11:54	0:02	SSA3	0.01417	2.51600	Oversupply
7/28/2022 11:54	0:02	SSA2	0.02521	2.84100	Oversupply
7/28/2022 11:56	0:02	SSA3	0.01405	2.52100	Oversupply
7/28/2022 11:56	0:02	SSA2	0.02521	0.56800	Oversupply
7/28/2022 11:58	0:02	SSA3	0.01151	2.28200	Oversupply
7/28/2022 11:58	0:02	SSA2	0.01878	2.18500	Oversupply
7/28/2022 12:00	0:02	SSA3	0.00879	2.50700	Oversupply
7/28/2022 12:00	0:02	SSA2	0.01176	2.73300	Oversupply
7/28/2022 12:02	0:02	SSA3	0.00871	2.21100	Oversupply
7/28/2022 12:02	0:02	SSA2	0.01176	2.06800	Oversupply
7/28/2022 12:04	0:02	SSA3	0.00879	2.49200	Oversupply
7/28/2022 12:06	0:02	SSA3	0.00886	2.54200	Oversupply
7/28/2022 12:06	0:02	SSA2	0.01167	2.84800	Oversupply
7/28/2022 12:08	0:02	SSA3	0.00879	2.54700	Oversupply
7/28/2022 12:08	0:02	SSA2	0.01176	2.19700	Oversupply
7/28/2022 12:10	0:02	SSA3	0.00871	2.53000	Oversupply
7/28/2022 12:11	0:02	SSA2	0.01176	2.39800	Oversupply
7/28/2022 12:15	0:01	KWP11	0.00095	0.05688	Oversupply
7/28/2022 14:23	0:02	SSA2	0.01042	2.84900	Oversupply
7/28/2022 14:24	0:02	SSA3	0.00825	2.36000	Oversupply
7/28/2022 14:27	0:02	SSA2	0.01033	2.73600	Oversupply
7/28/2022 14:28	0:02	SSA3	0.00933	2.33400	Oversupply
7/28/2022 14:29	0:02	SSA2	0.03262	1.59900	Oversupply
7/28/2022 14:30	0:02	SSA3	0.01859	1.71800	Oversupply
7/28/2022 14:31	0:02	SSA2	0.03433	1.80100	Oversupply
7/28/2022 14:32	0:02	SSA3	0.01859	1.84700	Oversupply
7/28/2022 14:33	0:02	SSA2	0.03462	2.27200	Oversupply
7/28/2022 14:34	0:02	SSA3	0.01859	2.14600	Oversupply
7/28/2022 14:35	0:02	SSA2	0.03462	1.68800	Oversupply
7/28/2022 14:36	0:02	SSA3	0.01844	1.67300	Oversupply
7/28/2022 14:37	0:02	SSA2	0.03433	1.57600	Oversupply
7/28/2022 14:38	0:02	SSA3	0.01844	0.89300	Oversupply
7/28/2022 14:39	0:02	SSA2	0.03462	1.08500	Oversupply
7/28/2022 14:40	0:02	SSA3	0.01875	1.84200	Oversupply
7/28/2022 14:41	0:02	SSA2	0.03433	1.17400	Oversupply
7/28/2022 14:42	0:02	SSA3	0.01859	1.99100	Oversupply
7/29/2022 4:47	0:01	KWP11	0.00040	0.02395	Oversupply
7/29/2022 8:48	0:02	SSA3	0.03340	1.32800	Oversupply
7/29/2022 8:48	0:02	SSA2	0.03322	1.24600	Oversupply
7/29/2022 8:50	0:02	SSA3	0.03312	0.59600	Oversupply
7/29/2022 8:50	0:02	SSA2	0.03349	0.37500	Oversupply
7/29/2022 8:52	0:02	SSA3	0.03368	0.15700	Oversupply
7/29/2022 8:52	0:02	SSA2	0.03294	0.04000	Oversupply
7/29/2022 8:53	0:01	BS250	Data is not available	Data is not available	Oversupply
7/29/2022 8:54	0:02	SSA3	0.03340	0.43300	Oversupply
7/29/2022 8:54	0:02	SSA2	0.03322	0.09200	Oversupply
7/29/2022 8:56	0:01	BS250	Data is not available	Data is not available	Oversupply
7/29/2022 8:56	0:06	SSA3	0.12507	0.07300	Oversupply
7/29/2022 8:56	0:02	SSA2	0.03294	0.02400	Oversupply
7/29/2022 8:58	0:01	BS250	Data is not available	Data is not available	Oversupply
7/29/2022 8:58	0:04	SSA2	0.08913	0.03500	Oversupply
7/29/2022 8:59	0:01	AWE	0.00231	21.00000	Oversupply
7/29/2022 9:01	0:03	BS250	Data is not available	Data is not available	Oversupply
7/29/2022 9:01	0:01	AWE	0.00218	20.40000	Oversupply
7/29/2022 9:02	0:02	SSA3	0.05362	0.04300	Oversupply
7/29/2022 9:02	0:02	SSA2	0.05107	-0.00300	Oversupply
7/29/2022 9:04	0:02	SSA3	0.05407	0.17400	Oversupply
7/29/2022 9:04	0:02	SSA2	0.05149	-0.00300	Oversupply
7/29/2022 9:05	0:03	BS250	Data is not available	Data is not available	Oversupply
7/29/2022 9:06	0:02	SSA3	0.05407	0.01600	Oversupply
7/29/2022 9:06	0:02	SSA2	0.05149	-0.00300	Oversupply
7/29/2022 9:07	0:01	AWE	0.00057	18.80000	Oversupply
7/29/2022 9:07	0:03	KWP11	0.00362	0.25548	Oversupply



Maui Curtailment Report

July 2022

Start Date and Time	Duration (minutes)	IPP Curtailed	Estimated Curtailed MWH	Peak MW Curtailed	Reasons for Curtailment
7/29/2022 9:08	0:02	SSA2	0.05107	0.01600	Oversupply
7/29/2022 9:08	0:02	SSA3	0.05362	0.02700	Oversupply
7/29/2022 9:09	0:01	AWE	0.00379	19.20000	Oversupply
7/29/2022 9:10	0:12	BS250	Data is not available	Data is not available	Oversupply
7/29/2022 9:10	0:02	SSA2	0.05149	0.05800	Oversupply
7/29/2022 9:10	0:02	SSA3	0.05407	0.15300	Oversupply
7/29/2022 9:12	0:03	AWE	0.03938	19.60000	Oversupply
7/29/2022 9:12	0:02	SSA2	0.05107	0.02100	Oversupply
7/29/2022 9:12	0:02	SSA3	0.05407	0.01600	Oversupply
7/29/2022 9:14	0:02	SSA2	0.05149	0.00200	Oversupply
7/29/2022 9:14	0:02	SSA3	0.05439	0.04400	Oversupply
7/29/2022 9:16	5:06	SSA2	13.46544	0.00000	Oversupply
7/29/2022 9:16	5:03	SSA3	12.26621	0.01200	Oversupply
7/29/2022 9:17	4:52	AWE	31.18687	21.00000	Oversupply
7/29/2022 9:18	0:01	KWPPI	0.00196	0.11776	Oversupply
7/29/2022 9:23	4:57	BS250	Data is not available	Data is not available	Oversupply
7/29/2022 10:21	0:01	KWPPI	0.00027	0.01597	Oversupply
7/29/2022 11:18	0:01	KWPPI	0.00512	0.30737	Oversupply
7/29/2022 11:22	0:16	KWPPI	0.10059	1.01692	Oversupply
7/29/2022 12:57	1:23	KWPPI	0.78413	1.11072	Oversupply
7/29/2022 14:10	0:09	AWE	0.23447	21.00000	Oversupply
7/29/2022 14:20	0:02	SSA3	0.07402	0.07200	Oversupply
7/29/2022 14:21	0:01	BS250	Data is not available	Data is not available	Oversupply
7/29/2022 14:21	0:01	KWPPI	0.00536	0.88519	Oversupply
7/29/2022 14:22	0:02	SSA3	0.07463	0.11200	Oversupply
7/29/2022 14:22	0:02	SSA2	0.09512	0.17100	Oversupply
7/29/2022 14:23	0:07	BS250	Data is not available	Data is not available	Oversupply
7/29/2022 14:24	0:06	AWE	0.09578	21.00000	Oversupply
7/29/2022 14:24	0:08	KWPPI	0.12574	1.55681	Oversupply
7/29/2022 14:24	0:06	SSA3	0.22065	-0.00100	Oversupply
7/29/2022 14:24	0:08	SSA2	0.36615	0.00100	Oversupply
7/29/2022 14:30	0:02	SSA3	0.07345	0.05500	Oversupply
7/29/2022 14:32	0:02	SSA3	0.07526	0.57900	Oversupply
7/29/2022 14:32	0:02	SSA2	0.08571	1.20800	Oversupply
7/29/2022 14:34	0:02	SSA3	0.07285	1.06100	Oversupply
7/29/2022 14:34	0:02	SSA2	0.08571	0.80700	Oversupply
7/29/2022 14:36	0:02	SSA3	0.07225	0.26000	Oversupply
7/29/2022 14:36	0:02	SSA2	0.08500	0.09500	Oversupply
7/29/2022 14:38	0:13	BS250	Data is not available	Data is not available	Oversupply
7/29/2022 14:38	0:14	SSA3	0.44668	0.01900	Oversupply
7/29/2022 14:38	0:14	SSA2	0.54849	0.02200	Oversupply
7/29/2022 14:39	0:07	KWPPI	0.07647	1.48496	Oversupply
7/29/2022 14:50	0:01	KWPPI	0.00018	0.77741	Oversupply
7/29/2022 14:52	0:02	SSA3	0.05540	0.90000	Oversupply
7/29/2022 14:52	0:02	SSA2	0.07181	0.93500	Oversupply
7/29/2022 14:54	0:02	SSA3	0.05449	1.13400	Oversupply
7/29/2022 14:54	0:04	SSA2	0.14362	0.19000	Oversupply
7/29/2022 14:56	0:02	SSA3	0.05540	0.91000	Oversupply
7/29/2022 14:58	0:02	SSA3	0.05294	1.02000	Oversupply
7/29/2022 14:58	0:02	SSA2	0.06875	0.58400	Oversupply
7/29/2022 15:00	0:02	SSA3	0.04827	1.35300	Oversupply
7/29/2022 15:00	0:02	SSA2	0.05577	1.42800	Oversupply
7/29/2022 15:02	0:02	SSA3	0.04868	1.15100	Oversupply
7/29/2022 15:02	0:02	SSA2	0.05577	1.12200	Oversupply
7/29/2022 15:04	0:02	SSA3	0.04868	1.70900	Oversupply
7/29/2022 15:04	0:02	SSA2	0.05531	0.86100	Oversupply
7/29/2022 15:06	0:02	SSA3	0.04908	2.05800	Oversupply
7/29/2022 15:06	0:02	SSA2	0.05577	1.69700	Oversupply
7/29/2022 15:08	0:02	SSA3	0.04868	0.97600	Oversupply
7/29/2022 15:08	0:02	SSA2	0.05531	0.96400	Oversupply
7/29/2022 15:10	0:02	SSA3	0.04868	0.67400	Oversupply
7/29/2022 15:10	0:02	SSA2	0.05577	0.75000	Oversupply
7/29/2022 15:12	0:17	BS250	Data is not available	Data is not available	Oversupply
7/29/2022 15:12	0:16	SSA3	0.55765	0.00000	Oversupply
7/29/2022 15:12	0:16	SSA2	0.64855	0.01900	Oversupply
7/29/2022 15:13	0:16	KWPPI	0.38677	2.53481	Oversupply
7/29/2022 15:15	0:07	AWE	0.15500	21.00000	Oversupply
7/29/2022 15:29	0:02	SSA3	0.05032	0.18000	Oversupply
7/29/2022 15:29	0:02	SSA2	0.05188	0.03700	Oversupply
7/29/2022 15:31	0:02	SSA3	0.01618	0.33400	Oversupply
7/29/2022 15:31	0:02	SSA2	0.01926	0.43100	Oversupply
7/29/2022 15:33	0:02	SSA3	0.01618	0.86800	Oversupply
7/29/2022 15:33	0:02	SSA2	0.01942	0.33900	Oversupply



Maui Curtailment Report

July 2022

Start Date and Time	Duration (minutes)	IPP Curtailed	Estimated Curtailed MWH	Peak MW Curtailed	Reasons for Curtailment
7/29/2022 15:37	0:02	SSA2	0.01926	2.02600	Oversupply
7/29/2022 15:37	0:02	SSA3	0.01618	1.76600	Oversupply
7/29/2022 16:58	0:01	KWPPII	0.00025	0.01497	Oversupply
7/30/2022 2:09	0:01	KWPPII	0.00055	0.03293	Oversupply
7/30/2022 10:47	0:02	SSA2	0.08413	0.12400	Oversupply
7/30/2022 10:49	0:02	SSA2	0.08413	0.12800	Oversupply
7/30/2022 10:50	0:02	SSA3	0.00499	2.24900	Oversupply
7/30/2022 10:51	0:02	SSA2	0.08413	0.10900	Oversupply
7/30/2022 10:54	0:02	SSA2	0.08344	0.14000	Oversupply
7/30/2022 15:20	0:01	KWPPII	0.00080	0.04790	Oversupply
7/30/2022 22:45	0:07	KWPPII	0.11244	20.95706	Oversupply
7/30/2022 23:56	0:01	KWPPII	0.00200	20.83531	Oversupply
7/30/2022 23:59	0:01	KWPPII	0.00198	20.81435	Oversupply
7/31/2022 0:01	1:31	KWPPII	5.59029	21.05686	Oversupply
7/31/2022 1:36	0:02	KWPPII	0.01028	21.03790	Oversupply
7/31/2022 8:25	0:02	SSA2	0.02914	0.12100	Oversupply
7/31/2022 8:25	0:02	SSA3	0.01300	1.07000	Oversupply
7/31/2022 8:27	0:02	SSA2	0.02914	0.11500	Oversupply
7/31/2022 8:27	0:02	SSA3	0.01300	0.43200	Oversupply
7/31/2022 8:28	0:14	BS250	Data is not available	Data is not available	Oversupply
7/31/2022 8:29	0:14	SSA2	0.18811	0.06100	Oversupply
7/31/2022 8:29	0:12	SSA3	0.25344	-0.00300	Oversupply
7/31/2022 8:30	0:12	KWPPII	0.83129	20.71755	Oversupply
7/31/2022 8:41	0:02	SSA3	0.04416	0.10700	Oversupply
7/31/2022 8:43	6:58	BS250	Data is not available	Data is not available	Oversupply
7/31/2022 8:43	6:58	KWPPII	127.42293	20.72554	Oversupply
7/31/2022 8:43	0:02	SSA2	0.02633	0.01100	Oversupply
7/31/2022 8:43	6:58	SSA3	16.11312	0.00200	Oversupply
7/31/2022 8:45	6:56	SSA2	16.97138	-0.00300	Oversupply
7/31/2022 8:58	0:02	AWE	0.03147	20.30000	Oversupply
7/31/2022 9:14	0:32	AWE	1.36398	20.20000	Oversupply
7/31/2022 9:47	0:15	AWE	0.73325	20.10000	Oversupply
7/31/2022 10:04	3:43	AWE	43.92682	20.60000	Oversupply
7/31/2022 13:48	0:14	AWE	1.52546	19.60000	Oversupply
7/31/2022 14:04	0:13	AWE	1.14762	20.70000	Oversupply
7/31/2022 14:20	0:03	AWE	0.17700	20.30000	Oversupply
7/31/2022 14:24	0:05	AWE	0.32667	20.40000	Oversupply
7/31/2022 15:41	0:02	SSA2	0.08485	0.04300	Oversupply
7/31/2022 15:41	0:02	SSA3	0.05508	-0.00500	Oversupply
7/31/2022 15:43	0:02	SSA2	0.08478	0.10800	Oversupply
7/31/2022 15:43	0:02	SSA3	0.04358	0.01300	Oversupply
7/31/2022 15:45	0:05	BS250	Data is not available	Data is not available	Oversupply
7/31/2022 15:45	0:02	SSA2	0.07811	0.15400	Oversupply
7/31/2022 15:45	0:04	SSA3	0.06533	1.04200	Oversupply
7/31/2022 15:46	0:04	KWPPII	0.06705	20.71655	Oversupply
7/31/2022 15:47	0:04	SSA2	0.15494	0.13600	Oversupply
7/31/2022 15:49	0:02	SSA3	0.03280	-0.00400	Oversupply
7/31/2022 15:51	0:02	SSA2	0.07811	-0.00300	Oversupply
7/31/2022 15:51	0:02	SSA3	0.03361	-0.00300	Oversupply
7/31/2022 15:53	0:02	SSA2	0.07811	0.09300	Oversupply
7/31/2022 15:53	0:02	SSA3	0.03226	0.59300	Oversupply
7/31/2022 15:55	0:02	SSA2	0.07747	0.14900	Oversupply
7/31/2022 15:55	0:02	SSA3	0.03388	1.38300	Oversupply
Total Estimated Curtailed MWH			3,247.864		

Notes:

- Curtailment for Kaheawa Wind Power ("KWP"), AAAAA Rent-A-Space Maui LTD ("5A"), Maui Solar, LLC ("MS") fka Strategic Alliance Group ("SAG") fka Bioreal Solar, LLC ("BS"), Auwahi Wind Energy ("AWE"), Kaheawa Wind Power II ("KWPII") Bioreal Solar 250, LLC ("BS250"), Extra Spaces A ("ESA"), Extra Spaces B ("ESB"), SSA Solar of Hawaii 3 ("SSA3") fka South Maui Renewable Resources ("SMRR"), SSA Solar of HI 2 ("SSA2") fka Ku'ia Solar ("KS"), and Maui 17-2 ("17-2") may now be controlled by Maui Electric's Automatic Generation Control System ("AGC") or a Maui Electric operator-entered curtailment limit. The AGC curtailment control automatically calculates the amount of Maximum Allowable Variable Generation ("MAVG") that Maui Electric can accept into the Maui system, based on the system current available variable generation ("CAVG"), regulating reserve down requirement ("RRDR"), and available regulating reserve down ("ARRD"). Thus, the AGC MAVG - calculated is equal to CAVG less (RRDR less ARRD). Additionally, the AGC curtailment control allows the Maui Electric operator to enter an AGC MAVG value. The AGC curtailment control will employ the lesser of the AGC MAVG - calculated and AGC MAVG entered values in the control logic.
- Curtailment signals sent to 5A, MS (fka SAG fka BS), BS250, ESA, ESB, SSA3 (fka SMRR), SSA2 (fka KS) and 17-2 during nighttime hours only are not recorded as curtailment events because no energy generation is possible during that time.
- The curtailment reasons have been modified to oversupply, system constraints, and facility requested, to provide continuity with HPUC Docket No. 2013-0141 Decoupling for HECO companies metrics.
- Facility Requested curtailment includes but is not limited to conditions that are attributed to IPPs such as communication problems and curtailment control testing.
- The data to calculate the Estimated Curtailed MWH and Peak MW Curtailed is not provided by 5A, MS, BS 250, ESA, and ESB.
- The Estimated Curtailed MWH and Peak MW Curtailed are calculated with information estimated or provided by AWE, KWP, KWPII, SSA 2 (fka KS), SSA 3 (fka SMRR) and 17-2. Maui Electric does not make any representation as to its accuracy.
- ESA, and ESB facilities were offline for the month because of Seller equipment problems.
- Due to communications issues, curtailment information was not available for Maui 17-2 from July 1-28

Hawai'i Electric Light Company Curtailment Report July 2022

Start Date/Time	MW output prior to start of curtailment	End Date/Time	MW output after curtailment released ¹	IPP	Reason for Curtailment
07/09/22 10:52	1.0 MW	07/09/22 13:32	0.1 MW	TGUHI	Oversupply
07/09/22 11:00	18.7 MW	07/09/22 13:30	16.8 MW	Pakini Nui	Oversupply
07/16/22 13:46	17.7 MW	07/17/22 06:52	17.7 MW	Pakini Nui	Facility Requested
07/31/22 12:23	0.5 MW	07/31/22 13:26	0.0 MW	TGUHI	Oversupply
07/31/22 12:38	16.3 MW	07/31/22 13:23	14.9 MW	Pakini Nui	Oversupply

¹ The MW output values are taken soon after curtailment is released by Hawai'i Electric Light and may not reflect their full output depending on ramp rate for the facility. The wind farms generally return immediately to full available levels, whereas PGV, Wailuku, and FIT Facilities may take longer to return to scheduled or full available output levels.

SERVICE LIST
(Docket No. 2011-0206)

DEAN NISHINA
EXECUTIVE DIRECTOR
DEPARTMENT OF COMMERCE AND CONSUMER AFFAIRS
DIVISION OF CONSUMER ADVOCACY
P.O. Box 541
Honolulu, HI 96809

1 Copy
Electronically Transmitted

GREGG J. KINKLEY, ESQ.
DEPARTMENT OF THE ATTORNEY GENERAL
425 Queen Street
Honolulu, Hawaii 96813
Counsel for DBEDT

1 Copy
Electronically Transmitted

DANIEL W.S. LAWRENCE, ESQ.
DEPARTMENT OF THE CORPORATION COUNSEL
CITY AND COUNTY OF HONOLULU
530 S. King Street, Room 110
Honolulu, HI 96813
Counsel for the CITY AND COUNTY OF HONOLULU

1 Copy
Electronically Transmitted

JOSEPH K. KAMELAMELA
ANGELIC M. HO
DEPARTMENT OF THE CORPORATION COUNSEL
COUNTY OF HAWAII
101 Aupuni Street, Suite 325
Hilo, HI 96720
Counsel for the COUNTY OF HAWAII

1 Copy
Electronically Transmitted

HENRY Q CURTIS
VICE PRESIDENT FOR CONSUMER ISSUES
LIFE OF THE LAND
P.O. Box 37158
Honolulu, HI 96837-0158

1 Copy
Electronically Transmitted

MELISSA MIYASHIRO (9360)
CHIEF OF STAFF
BLUE PLANET FOUNDATION
55 Merchant Street, 17th Floor
Honolulu, HI 96813

1 Copy
Electronically Transmitted

SERVICE LIST
(Docket No. 2011-0206)

ISAAC MORIWAKE, ESQ.
DAVID HENKIN, ESQ.
EARTHJUSTICE
850 Richards Street, Suite 400
Honolulu, HI 96813-4501
Counsel for HAWAII SOLAR ENERGY ASSOCIATION

1 Copy
Electronically Transmitted

RICK REED
DIRECTOR
HAWAII SOLAR ENERGY ASSOCIATION
761 Ahua Street
Honolulu, HI 96819

1 Copy
Electronically Transmitted

KENT D. MORIHARA, ESQ.
KRIS N. NAKAGAWA, ESQ.
LAUREN M. IMADA-LEE, ESQ.
TANYA M. FERNANDES, ESQ.
MoriHara Lau & Fong LLP
841 Bishop Street, Suite 400
Honolulu, Hawaii 96813
Counsel for KAUAI ISLAND UTILITY COOPERATIVE

1 Copy
Electronically Transmitted

ERIK W. KVAM
CHIEF EXECUTIVE OFFICER
ZERO EMISSIONS LEASING LLC
4188-4 Keanu Street
Honolulu, HI 96816

1 Copy
Electronically Transmitted

SANDRA-ANN Y.H. WONG, ESQ.
ATTORNEY AT LAW, A LAW CORPORATION
1050 Bishop Street, #514
Honolulu, HI 96813
Counsel for TAWHIRI POWER LLC

1 Copy
Electronically Transmitted

RILEY SAITO
73-1294 Awakea Street
Kailua-Kona, HI 96740
For SOLAR ENERGY INDUSTRIES ASSOCIATION

1 Copy
Electronically Transmitted

DEAN T. YAMAMOTO, ESQ.
YAMAMOTO & SETTLE
1100 Alakea Street, Suite 3100
Honolulu, HI 96813
Counsel for CASTLE & COOKE HOMES HAWAII, INC.,
CASTLE & COOKE RESORTS, LLC and
LANAI SUSTAINABILITY RESEARCH, LLC

1 Copy
Electronically Transmitted

SERVICE LIST
(Docket No. 2011-0206)

MICHAEL J. HOPPER, ESQ. DEPUTY CORPORATION COUNSEL DEPARTMENT OF THE CORPORATION COUNSEL COUNTY OF MAUI 200 S. High Street Wailuku, HI 96793 Counsel for the COUNTY OF MAUI	1 Copy Electronically Transmitted
CURTIS SEYMOUR SENIOR MANAGER, GOVERNMENT AFFAIRS SUN EDISON LLC 600 Clipper Drive Belmont, CA 94002	1 Copy Electronically Transmitted
MONA W. CLARK, ESQ. OFFICE OF THE COUNTY ATTORNEY COUNTY OF KAUAI 4444 Rice Street, Suite 200 Lihue, HI 96766-1300	1 Copy Electronically Transmitted
BRADLEY ALBERT PRESIDENT HAWAII PV COALITION P.O. Box 81501 Haiku, HI 96708	1 Copy Electronically Transmitted
HILTON H. UNEMORI ECM, INC. 130 N. Market Street Wailuku, HI 96793-1716 For SOUTH MAUI RENEWABLE RESOURCES, LLC	1 Copy Electronically Transmitted
SKY STANFIELD SHUTE, MIHALY & WEINBERGER LLP 396 Hayes Street San Francisco, CA 94102 For the INTERSTATE RENEWABLE ENERGY COUNCIL	1 Copy Electronically Transmitted
PETE COOPER SOLARCITY CORPORATION REGIONAL DIRECTOR, HAWAII 599 Kahelu Street Mililani, HI 96789	1 Copy Electronically Transmitted

SERVICE LIST
(Docket No. 2011-0206)

ALISON SILVERSTEIN
19213 Luedtke Lane
Pflugerville, TX 78660

1 Copy
Electronically Transmitted

BRENDAN KIRBY
12011 SW Pineapple Court
Palm City, FL 34990

1 Copy
Electronically Transmitted

Chun, Marisa

From: puc@hawaii.gov
Sent: Wednesday, August 24, 2022 1:05 PM
To: Chun, Marisa
Subject: Hawaii PUC eFiling Confirmation of Filing

[This email is coming from an EXTERNAL source. Please use caution when opening attachments or links in suspicious email.]

Your eFile document has been filed with the Hawaii Public Utilities commission on 2022 Aug 24 PM 13:04. The mere fact of filing shall not waive any failure to comply with Hawaii Administrative Rules Chapter 6-61, Rules of Practice and Procedure Before the Public Utilities Commission, or any other application requirements. Your confirmation number is MARI22130404864. If you have received this email in error please notify the Hawaii Public Utilities Commission by phone at 808 586-2020 or email at hawaii.puc@hawaii.gov.