



April 22, 2022

The Honorable Chair and Members  
of the Hawai'i Public Utilities Commission  
Kekuanao'a Building, First Floor  
465 South King Street  
Honolulu, Hawai'i 96813

Dear Commissioners:

Subject: Docket No. 2011-0206  
Reliability Standards Working Group  
Monthly Report

In accordance with Ordering Paragraph 3 of Order No. 30371, filed May 4, 2012 in the subject proceeding, enclosed as Exhibit A is Hawaiian Electric's<sup>1</sup> monthly report for March 2022 on: (1) system frequency control performance during month; (2) significant system events during month; and (3) curtailment of non-dispatchable renewable resources.

Any party to this proceeding may obtain an electronic copy of this report by emailing Marisa Chun at [marisa.chun@hawaiianelectric.com](mailto:marisa.chun@hawaiianelectric.com).

Sincerely,

/s/ Kevin M. Katsura

Kevin M. Katsura  
Director, Regulatory Non-Rate Proceedings

Enclosures

c: Service List

---

<sup>1</sup> Hawaiian Electric Company, Inc., Maui Electric Company, Limited, and Hawai'i Electric Light Company, Inc. are each doing business as "Hawaiian Electric" and have jointly registered "Hawaiian Electric" as a trade name with the State of Hawai'i Department of Commerce and Consumer Affairs, as evidenced by Certificate of Registration No. 4235929, dated December 20, 2019.

**The Commission's Order No. 30371 (Docket No 2011-0206 – Relating To Various Matters in RSWG Process), filed May 4, 2012, ordered the following information for each island grid:**

- (1) System frequency control performance during month:
  - a) Frequency duration plot based on the highest resolution SCADA data available for the month detailing how many seconds each power system operated at frequencies above 60 hertz and at frequencies below 60 Hz.
  - b) Tabulation of the number, magnitude and duration of frequency excursions (high and low) outside normal frequency control range (59.95 to 60.05 Hz).

The following provides information with respect to items 1a) through 1b) – (all statements are current as of the month ending March 31, 2022):

**1a) Frequency duration plot based on the highest resolution SCADA data available for the month detailing how many seconds each power system operated at frequencies above 60 hertz and at frequencies below 60 Hz:**

The frequency duration plots for Hawaiian Electric Company, Inc., Maui Electric Company, Limited (Maui Division) and Hawai'i Electric Light Company, Inc. based on two-second data are provided in Attachment 1, and the enclosed Excel files. Refer to the electronic files for the individual data points because the information is voluminous and does not translate well to a hard copy.

**1b) Tabulation of the number, magnitude and duration of frequency excursions (high and low) outside normal frequency control range (59.95 to 60.05 Hz):**

Tabulation of the number, magnitude and duration of frequency excursions outside of the frequency range of 59.95 Hz to 60.05 Hz for Hawaiian Electric Company, Inc., Maui Electric Company, Limited (Maui Division) and Hawai'i Electric Light Company, Inc are provided in Attachment 2, and the enclosed Excel files. Refer to the electronic files for the individual data points because the information is voluminous and does not translate well to a hard copy.

- (2) Significant system events during month:
  - a) Tabulation of contingency reserve activations including date and time, MW magnitude, duration, and triggering event.
  - b) Tabulation of under frequency load shed activations including date and time, triggering frequency, MW magnitude, duration, and triggering event.
  - c) Tabulation of demand response activations for system events, including date and time, MW magnitude, duration, and triggering event, (excluding demand response utilization for unit commitment deferral or system operations economics.)

The following provides information with respect to items 2a) through 2c) – (all statements are current as of the month ending March 31, 2022):

**2a) Tabulation of contingency reserve activations including date and time, MW magnitude, duration, and triggering event:**

Hawaiian Electric Company, Inc. did not have any contingency reserve activations for the month of March. Maui Electric Company, Limited and Hawai'i Electric Light Company, Inc. do not operate with contingency reserve requirements. Therefore Attachment 3 is not being provided for this reporting period.

**2b) Tabulation of under frequency load shed activations including date and time, triggering frequency, MW magnitude, duration, and triggering event:**

Maui Electric Company, Limited's under frequency load shed activations are provided in Attachment 4. Hawaiian Electric Company, Inc. and Hawai'i Electric Light Company, Inc. did not have any under frequency load shed activations in the month of March.

**2c) Tabulation of demand response activations for system events, including date and time, MW magnitude, duration, and triggering event, (excluding demand response utilization for unit commitment deferral or system operations economics.)**

Hawaiian Electric Company, Inc. did not have any demand response activations for system events for the month of March. Hawai'i Electric Light Company, Inc. currently does not have a demand response program. Maui Electric Company, Limited has implemented the Fast Demand Response pilot program on a limited basis. Hawai'i Electric Light Company, Inc. plans to use the findings of Maui Electric Company, Limited's pilot program to help in the evaluation and development of future demand response programs. Maui Electric Company, Limited executes a weekly testing protocol which measures customer participation. This program is not currently used in response to actual system events. Therefore Attachment 5 is not being provided for this reporting period.

- (3) Curtailment of non-dispatchable renewable resources:
- (a) Tabulation of each curtailment event for each resource including the starting date and time, duration, megawatt hours curtailed, peak MW curtailed, and reason for curtailment.
  - (b) Total MWh of non-dispatchable renewable resources curtailed for the month.

The following provides information with respect to items 3a) through 3b) – (all statements are current as of the month ending March 31, 2022):

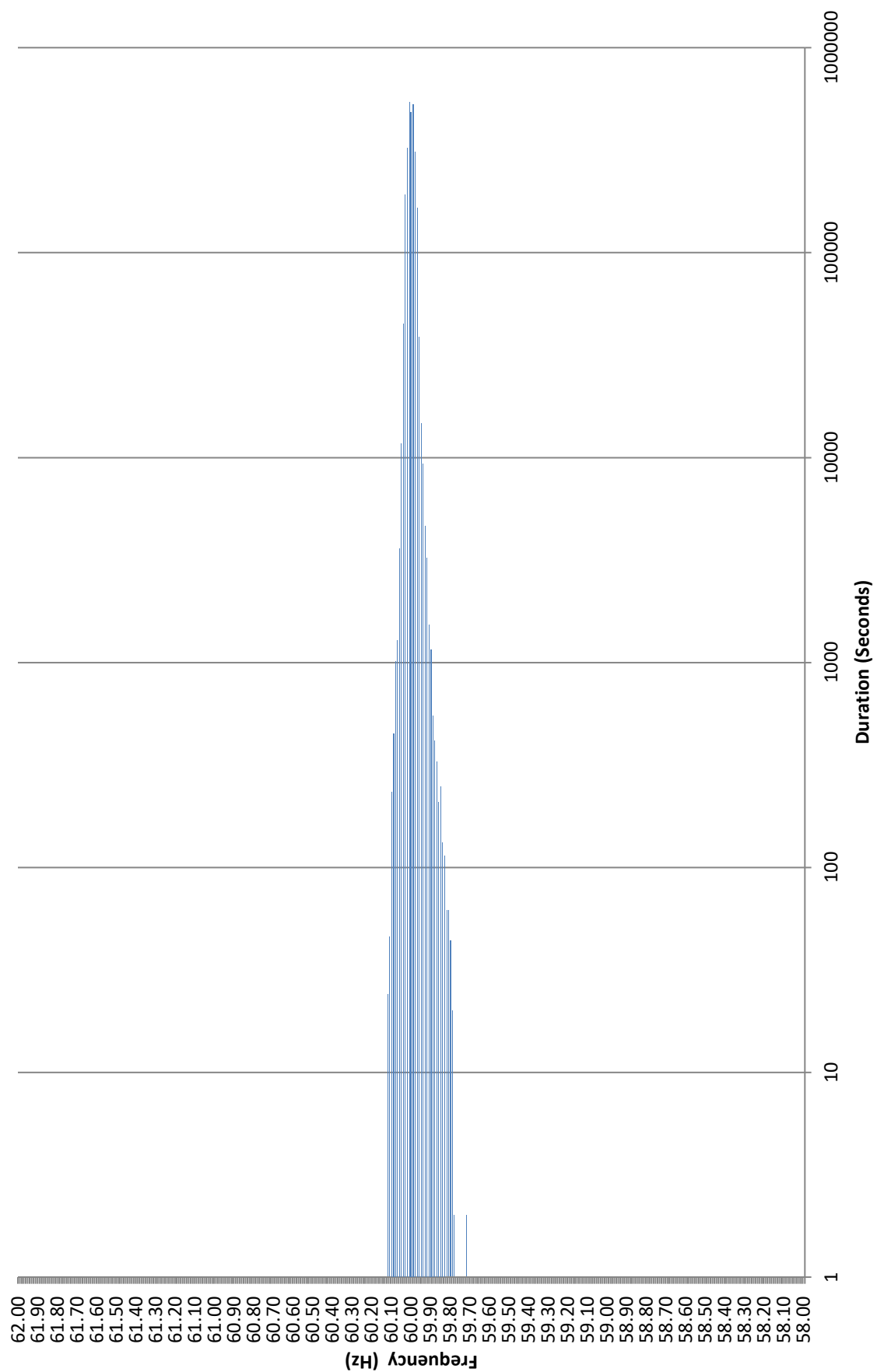
**3a) Tabulation of each curtailment event for each resource including the starting date and time, duration, megawatt hours curtailed, peak MW curtailed, and reason for curtailment:**

The tabulation of each curtailment event for each resource is provided in Attachment 6.

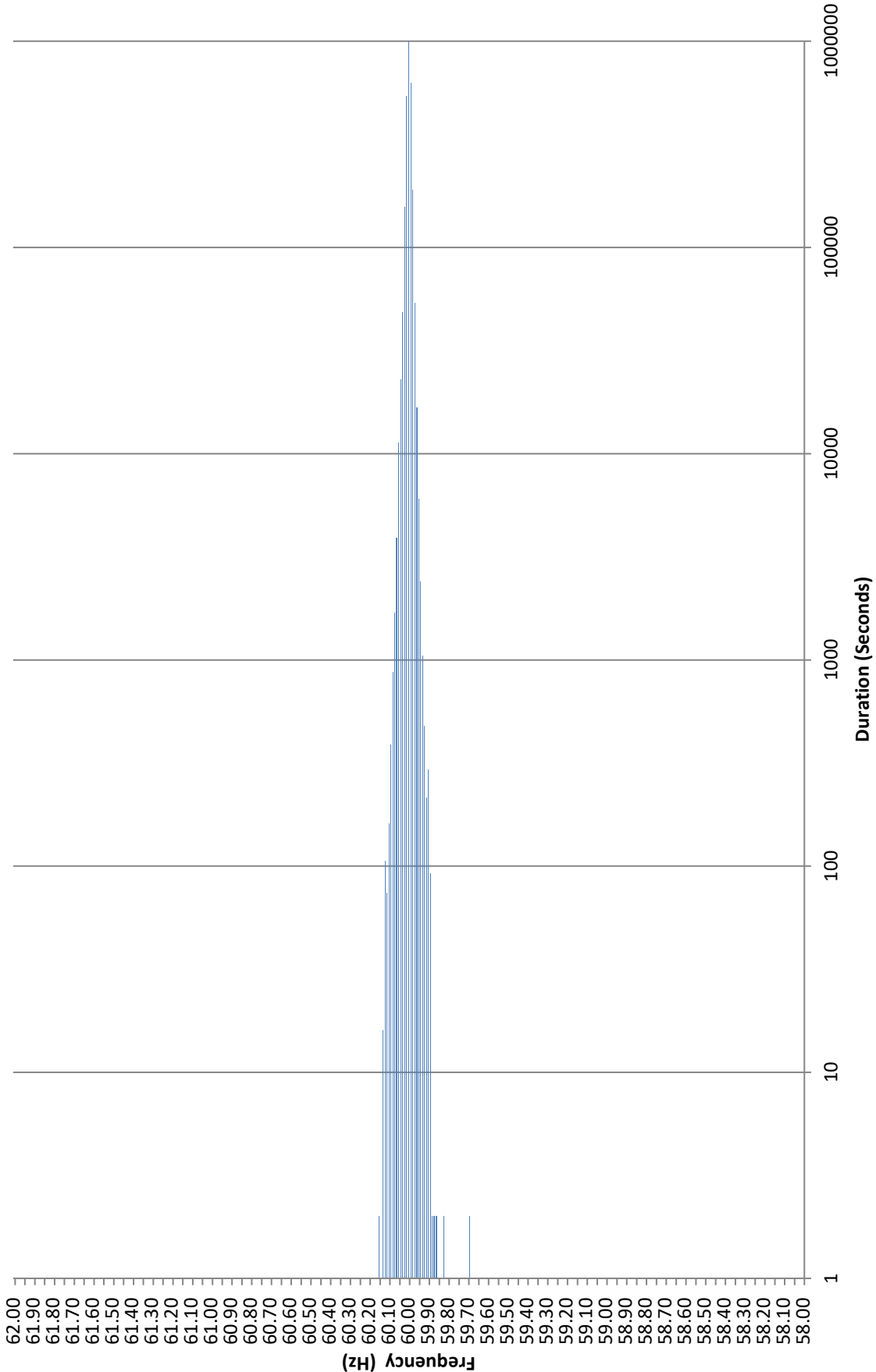
**3b) Total MWh of non-dispatchable renewable resources curtailed for the month:**

Curtailed MWh from non-dispatchable resources are difficult to determine due to the variability of the resource during curtailment periods. In some cases, the curtailed MWh estimates were provided by the IPPs under curtailment. The Company does not make any representations as to the accuracy of the curtailed MWh. The estimated MWh of non-dispatchable resources curtailed for the month are provided in Attachment 6, corresponding to each curtailment event.

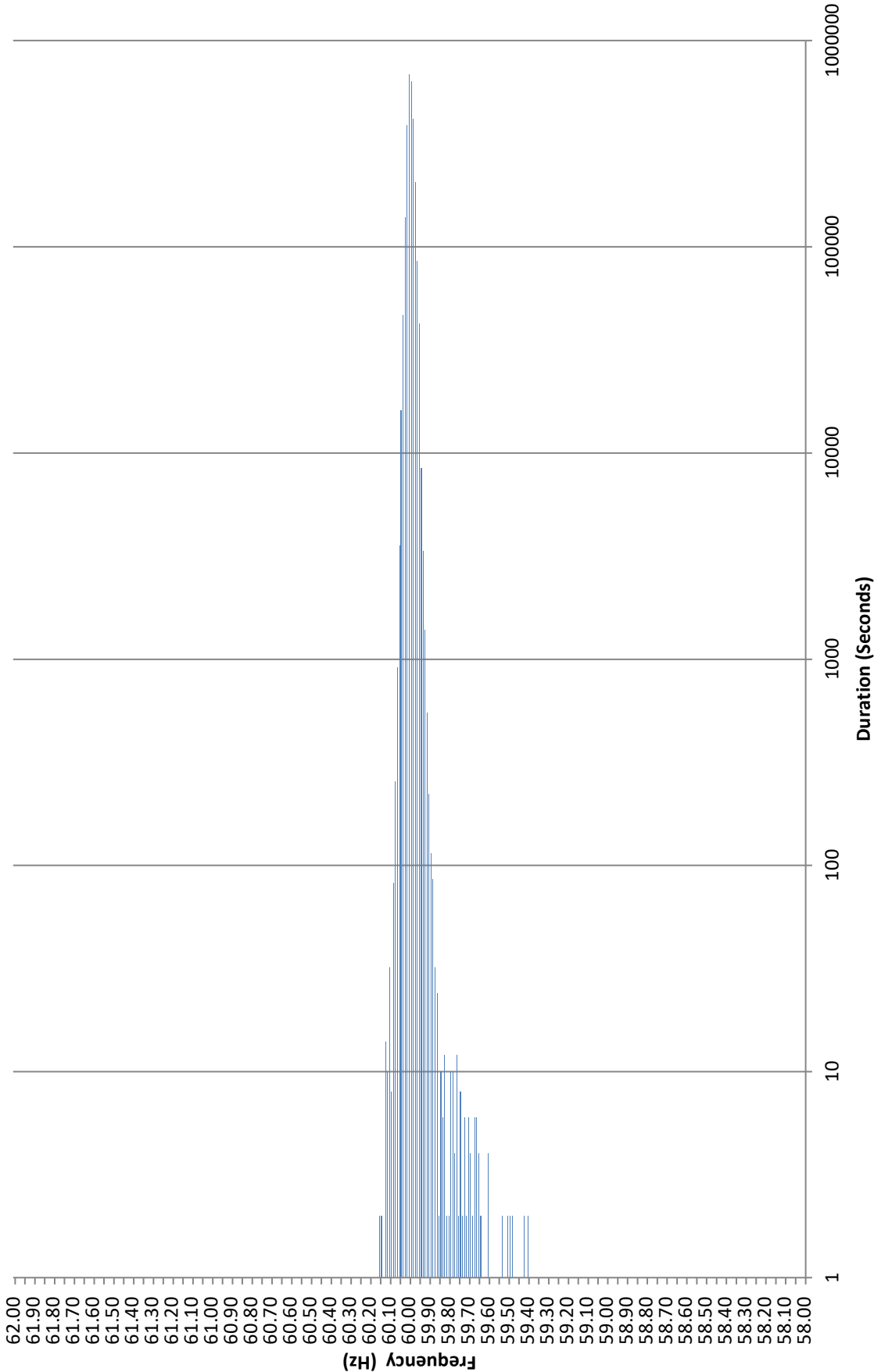
**Frequency Distribution Plot - Hawaiian Electric Company, Inc.  
March 2022**



**Frequency Distribution Plot - Maui Electric Company, Limited  
March 2022**



**Frequency Distribution Plot - Hawai'i Electric Light Company, Inc.  
March 2022**



Hawaiian Electric Company, Inc. Frequency Excursion Statistics March 2022		
Data Rounded to the nearest	<59.95 Hz	>60.05 Hz
Number of Excursions	1856	786
Maximum Duration (sec)	714	456
Maximum Deviation (Hz)	59.718	60.122
Total Duration of Excursions (sec)	27360	9448



Maui Electric Company, Limited Frequency Excursion Statistics March 2022		
	<59.95 Hz	>60.05 Hz
Number of Excursions	1062	1285
Maximum Duration (sec)	152	312
Maximum Deviation (Hz)	59.690	60.145
Total Duration of Excursions (sec)	6892	11090

Hawai'i Electric Light Company, Inc. Frequency Excursion Statistics March 2022		
	<59.95 Hz	>60.05 Hz
Number of Excursions	6119	533
Maximum Duration (sec)	126	72
Maximum Deviation (Hz)	59.403	60.150
Total Duration of Excursions (sec)	35642	2400

This page intentionally left blank.

**MAUI ELECTRIC COMPANY, LIMITED  
UNDERFREQUENCY LOADSHEDDING EVENTS  
March 2022**

Event #	IR #	Island	Date & Time	Frequency (Hz)			Load Shed (MW)	Duration (HH:MM)	Description
				Prior to Event	Nadir	Levels UFLS Occurred			
1	131	Lanai	3/15/22 5:28AM	60.00	54.23	54.23	1.19	00:52-01:36	generator LL8 at Sub 302 Miki Basin tripped offline due to 700G SEL Relay initiating a generator differential trip causing the following reclosers to relay open under the underfrequency loadshed scheme: Recl. 1226 at E-2 Manele Rd., Recl. 1227 at E-13B Manele Rd., Recl. 1228 at E-12 Manele Rd. 2250 and transformer for K1 causing various circuit breakers to to relay open on the

This page intentionally left blank.

Hawaiian Electric Company, Inc. Curtailment Report March 2022

Start Date/Time	Curtailment Set Point	MW output prior to start of curtailment	End Date/Time	MW output after curtailment released	Estimated MWh of curtailed energy during event (1)	IPP/Facility	Reason for Curtailment
03/04/22 06:00	0.0	0.00	03/04/22 11:54	0	*	KLS2	System Constraints
03/04/22 17:20	0.0	1.00	03/04/22 17:51	0	*	Aloha1	System Constraints
03/04/22 17:22	0.0	8.00	03/04/22 17:53	0	*	Waianae	System Constraints
03/05/22 13:58	0.0	2.20	03/05/22 14:33	0	*	Aloha1	System Constraints
03/05/22 14:01	0.0	27.30	03/05/22 14:30	0	*	Waianae	System Constraints
03/06/22 10:16	0.0	23.00	03/06/22 15:14	0	*	KSMauka	Oversupply
03/06/22 10:17	0.0	16.90	03/06/22 15:03	0	*	KSMakai	Oversupply
03/06/22 10:54	0.0	2.40	03/06/22 14:19	0	*	Aloha2	Oversupply
03/06/22 10:57	0.0	1.50	03/06/22 14:18	0	*	MFO	Oversupply
03/06/22 10:58	0.0	2.80	03/06/22 14:17	0	*	NPM	Oversupply
03/06/22 11:39	8.1	13.25	03/06/22 12:39	0	*	Lani	Oversupply
03/06/22 11:39	21.9	35.99	03/06/22 12:39	0	*	Waipio	Oversupply
03/06/22 12:39	8.1	8.18	03/06/22 13:39	0	*	Lani	Oversupply
03/06/22 12:39	21.9	21.92	03/06/22 13:39	0	*	Waipio	Oversupply
03/06/22 13:39	12.9	8.28	03/06/22 14:10	0	*	Lani	Oversupply
03/06/22 13:39	17.1	10.90	03/06/22 14:10	0	*	Waipio	Oversupply
03/07/22 06:38	0.0	0.00	03/07/22 09:41	0	17.06	WestL	System Constraints
03/07/22 06:41	0.0	0.00	03/07/22 09:34	0	*	KREP	System Constraints
03/07/22 06:47	0.0	0.00	03/07/22 15:41	0	*	KLS2	System Constraints
03/07/22 12:57	0.0	4.00	03/07/22 15:38	0	*	KREP	System Constraints
03/07/22 12:59	0.0	18.30	03/07/22 15:37	0	27.99	WestL	System Constraints
03/08/22 06:45	0.0	0.00	03/08/22 07:48	0	*	North	System Constraints
03/08/22 06:45	0.0	0.00	03/08/22 07:49	0	*	South	System Constraints
03/08/22 08:04	0.0	8.30	03/10/22 15:25	0	*	KWF	Facility Requested
03/08/22 11:03	0.0	15.80	03/08/22 14:46	0	*	KSMauka	Oversupply
03/08/22 11:03	0.0	10.20	03/08/22 14:46	0	*	KSMakai	Oversupply
03/08/22 11:22	0.0	1.90	03/08/22 12:28	0	*	Aloha2	Oversupply
03/08/22 11:22	0.0	1.70	03/08/22 12:26	0	*	MFO	Oversupply
03/08/22 11:22	0.0	4.50	03/08/22 12:24	0	*	NPM	Oversupply
03/08/22 12:54	0.0	1.90	03/08/22 14:36	0	*	Aloha2	Oversupply
03/08/22 12:56	0.0	2.00	03/08/22 14:35	0	*	MFO	Oversupply
03/08/22 12:57	0.0	9.20	03/08/22 13:31	0	*	NPM	Oversupply
03/08/22 14:11	0.0	0.00	03/08/22 16:29	0	*	KSMauka	System Constraints
03/08/22 14:13	0.0	3.80	03/08/22 16:30	0	*	KWMauka	System Constraints
03/08/22 14:16	0.0	2.70	03/08/22 16:27	0	*	North	System Constraints
03/08/22 14:16	0.0	0.90	03/08/22 16:27	0	*	South	System Constraints
03/08/22 17:57	0.0	0.00	03/08/22 18:21	0	*	Aloha2	System Constraints
03/08/22 17:59	0.0	3.00	03/08/22 18:22	0	*	Waianae	System Constraints
03/08/22 17:43	0.0	5.00	03/09/22 06:46	0	*	Lani	System Constraints
03/10/22 06:06	0.0	4.50	03/10/22 07:38	0	*	NPM	System Constraints
03/10/22 13:22	0.0	6.10	03/10/22 14:18	0	*	NPM	System Constraints
03/10/22 19:02	0.0	0.00	03/10/22 20:03	0	*	KLS2	System Constraints
03/11/22 05:13	0.0	0.00	03/11/22 05:32	0	*	KLS2	System Constraints
03/11/22 12:44	0.0	22.10	03/11/22 13:38	0	*	KSMauka	Oversupply
03/11/22 12:46	0.0	17.70	03/11/22 13:37	0	*	KSMakai	Oversupply
03/12/22 14:02	0.0	26.50	03/12/22 15:13	0	*	KSMauka	Oversupply
03/12/22 14:11	0.0	19.60	03/12/22 15:13	0	*	KSMakai	Oversupply
03/12/22 14:21	0.0	2.70	03/12/22 15:09	0	*	Aloha2	Oversupply
03/12/22 14:24	0.0	2.30	03/12/22 15:10	0	*	MFO	Oversupply
03/12/22 14:24	0.0	17.60	03/12/22 15:05	0	*	NPM	Oversupply
03/12/22 14:26	6.7	12.50	03/12/22 14:57	0	*	Lani	Oversupply
03/12/22 14:26	23.3	43.26	03/12/22 14:57	0	*	Waipio	Oversupply
03/13/22 11:31	0.0	19.20	03/13/22 13:59	0	*	KSMauka	Oversupply
03/13/22 12:05	0.0	19.90	03/13/22 13:58	0	*	KSMakai	Oversupply
03/14/22 10:25	0.0	13.90	03/14/22 10:54	0	*	KSMauka	Oversupply
03/14/22 10:25	0.0	19.70	03/14/22 10:54	0	*	KSMakai	Oversupply
03/14/22 10:38	0.0	1.70	03/14/22 13:50	0	*	Aloha2	Oversupply
03/14/22 10:39	0.0	3.00	03/14/22 13:47	0	*	MFO	Oversupply
03/14/22 10:40	0.0	16.70	03/14/22 13:38	0	*	NPM	Oversupply
03/14/22 11:20	0.0	24.80	03/14/22 14:13	0	*	KSMauka	Oversupply

Hawaiian Electric Company, Inc. Curtailment Report March 2022

Start Date/Time	Curtailment Set Point	MW output prior to start of curtailment	End Date/Time	MW output after curtailment released	Estimated MWh of curtailed energy during event (1)	IPP/Facility	Reason for Curtailment
03/14/22 11:20	0.0	19.40	03/14/22 14:12	0	*	KSMakai	Oversupply
03/17/22 06:31	0.0	0.00	03/17/22 16:47	0	*	North	System Constraints
03/17/22 06:31	0.0	0.00	03/17/22 16:48	0	*	South	System Constraints
03/17/22 16:09	0.0	17.10	03/17/22 16:43	0	*	KSMauka	System Constraints
03/17/22 16:14	0.0	14.90	03/17/22 16:42	0	*	KWMauka	System Constraints
03/18/22 09:21	0.0	12.30	03/18/22 10:06	0	*	KSMauka	Facility Requested
03/19/22 12:37	0.0	24.70	03/19/22 14:00	0	*	KSMauka	Oversupply
03/21/22 07:04	0.0	0.27	03/21/22 08:17	0	*	KLS2	System Constraints
03/21/22 23:01	0.0	0.00	03/21/22 23:25	0	*	KLS2	System Constraints
03/22/22 12:44	0.0	8.00	03/22/22 14:55	0	*	KSMakai	Oversupply
03/22/22 12:45	0.0	10.00	03/22/22 14:55	0	*	KSMauka	Oversupply
03/22/22 12:46	0.0	4.00	03/22/22 14:54	0	*	Aloha2	Oversupply
03/22/22 13:09	0.0	3.00	03/22/22 14:54	0	*	MFO	Oversupply
03/22/22 13:11	0.0	14.00	03/22/22 14:54	0	*	NPM	Oversupply
03/22/22 13:22	0.0	9.97	03/22/22 14:43	0	*	Lani	Oversupply
03/22/22 13:22	0.0	40.21	03/22/22 14:43	0	*	Waipio	Oversupply
03/23/22 07:31	0.0	1.00	03/23/22 18:27	0	*	Aloha1	System Constraints
03/23/22 07:33	0.0	3.00	03/23/22 07:41	0	*	Waianae	System Constraints
03/23/22 11:56	0.0	10.00	03/23/22 15:42	0	*	KSMauka	Oversupply
03/23/22 11:56	0.0	13.00	03/23/22 15:42	0	*	KSMakai	Oversupply
03/23/22 12:00	0.0	3.00	03/23/22 15:42	0	*	Aloha2	Oversupply
03/23/22 12:04	0.0	2.00	03/23/22 15:42	0	*	MFO	Oversupply
03/23/22 17:43	0.0	8.00	03/23/22 18:25	0	*	Waianae	System Constraints
03/24/22 11:06	0.0	18.30	03/24/22 14:38	0	*	KSMauka	Oversupply
03/24/22 11:06	0.0	13.01	03/24/22 14:38	0	*	KSMakai	Oversupply
03/24/22 11:13	0.0	2.60	03/24/22 14:34	0	*	Aloha2	Oversupply
03/24/22 11:15	0.0	3.00	03/24/22 14:34	0	*	MFO	Oversupply
03/24/22 11:17	0.0	23.40	03/24/22 14:33	0	*	NPM	Oversupply
03/25/22 06:44	0.0	0.00	03/25/22 17:53	0	*	Waianae	System Constraints
03/25/22 06:45	0.0	0.00	03/25/22 09:55	0	*	Aloha1	System Constraints
03/25/22 16:44	0.0	2.00	03/25/22 17:45	0	*	Aloha1	System Constraints
03/26/22 08:52	0.0	2.70	03/26/22 16:19	0	*	KSMauka	Oversupply
03/26/22 08:53	0.0	9.80	03/26/22 16:07	0	*	KSMakai	Oversupply
03/26/22 08:58	0.0	3.40	03/26/22 15:58	0	*	Aloha2	Oversupply
03/26/22 09:02	0.0	1.70	03/26/22 15:57	0	*	MFO	Oversupply
03/26/22 09:11	0.0	6.20	03/26/22 15:45	0	*	NPM	Oversupply
03/26/22 09:29	0.0	11.61	03/26/22 15:12	0	*	Lani	Oversupply
03/26/22 09:29	0.0	43.50	03/26/22 15:13	0	*	Waipio	Oversupply
03/26/22 10:39	0.0	17.50	03/26/22 15:00	0	76.18	WestL	Oversupply
03/26/22 12:14	0.0	16.40	03/26/22 14:34	0	*	Waianae	Oversupply
03/26/22 15:29	0.0	7.20	03/26/22 15:31	0	*	Lani	Oversupply
03/26/22 15:29	0.0	28.72	03/26/22 15:31	0	*	Waipio	Oversupply
03/26/22 15:31	3.4	1.57	03/26/22 15:32	0	*	Lani	Oversupply
03/26/22 16:31	8.9	7.20	03/26/22 17:31	2.23	*	Lani	Oversupply
03/26/22 17:31	8.1	2.23	03/26/22 18:31	0.02	*	Lani	Oversupply
03/26/22 18:31	0.0	0.02	03/27/22 07:31	0.3	*	Lani	Oversupply
03/26/22 19:31	0.0	0.00	03/27/22 07:31	0	*	Waipio	Oversupply
03/27/22 07:31	42.0	0.00	03/27/22 08:31	4.57	*	Waipio	Oversupply
03/27/22 08:31	39.0	4.57	03/27/22 09:31	15.83	*	Waipio	Oversupply
03/27/22 09:31	12.7	4.29	03/27/22 09:54	9.68	*	Lani	Oversupply
03/27/22 10:31	4.5	1.90	03/27/22 10:59	4.34	*	Lani	Oversupply
03/29/22 05:43	0.0	0.00	03/29/22 16:04	0	*	Waianae	System Constraints
03/29/22 05:48	0.0	0.00	03/29/22 06:07	0	*	Aloha1	System Constraints
03/29/22 15:06	0.0	1.00	03/29/22 16:05	0	*	Aloha1	System Constraints
03/30/22 06:01	0.0	0.00	03/30/22 17:56	0	*	Waianae	System Constraints
03/30/22 06:02	0.0	0.00	03/30/22 06:50	0	*	Aloha1	System Constraints
03/30/22 13:00	0.0	26.00	03/30/22 13:54	0	*	KSMauka	Oversupply
03/30/22 16:36	0.0	1.10	03/30/22 17:52	0	*	Aloha1	System Constraints
03/31/22 08:00	1.0	1.00	03/31/22 08:29	0	*	KREP	System Constraints
03/31/22 08:01	0.0	3.40	03/31/22 08:30	0	3.20	WestL	System Constraints
03/31/22 15:03	0.0	5.60	03/31/22 16:40	0	6.94	WestL	System Constraints
03/31/22 15:08	0.0	0.90	03/31/22 16:38	0	*	KREP	System Constraints

Hawaiian Electric Company, Inc. Curtailment Report March 2022

Start Date/Time	Curtailment Set Point	MW output prior to start of curtailment	End Date/Time	MW output after curtailment released	Estimated MWh of curtailed energy during event (1)	IPP/Facility	Reason for Curtailment
-----------------	-----------------------	---	---------------	--------------------------------------	--	--------------	------------------------

Aloha1 = Aloha Solar Energy Fund I  
Aloha2 = Aloha Solar Energy Fund II  
KLS2 = Kalaeloa Solar Two  
KREP = Kalaeloa Renewable Energy Partners  
KWF = Kahuku Wind Power  
Lani = Lanikuhana Solar  
MFO = Mauka FIT One Solar  
NPM = Na Pua Makani Power Partners  
KSMakai = Kawaiiloa Solar Makai  
KSMauka = Kawaiiloa Solar Mauka  
KWMakai = Kawaiiloa Wind Makai  
KWMauka = Kawaiiloa Wind Mauka  
North = Waihonu North  
South = Waihonu South  
Waianae = EE Waianae Solar Project  
Waipio = Waipio PV  
WestL = West Loch PV

(1) The estimated MWh of energy curtailed during the event is supplied by IPP, and HECO does not make any representations as to its accuracy.  
\* Data has not been provided by IPP.





**Maui Curtailment Report**

**March 2022**

Start Date and Time	Duration (minutes)	IPP Curtailed	Estimated Curtailed MWH	Peak MW Curtailed	Reasons for Curtailment
3/1/2022 9:33	0:01	KWP/II	0.00006	0.11377	Oversupply
3/1/2022 10:46	0:01	AWE	0.00167	0.10000	Oversupply
3/1/2022 11:43	1:14	SSA3	1.59522	-0.00200	Oversupply
3/1/2022 14:59	0:01	KWP/II	0.00108	0.06487	Oversupply
3/2/2022 8:57	0:01	KWP/II	0.00072	0.04291	Oversupply
3/2/2022 9:00	0:01	KWP/II	0.00058	0.03493	Oversupply
3/2/2022 9:23	0:02	SSA2	0.01019	1.57000	Oversupply
3/2/2022 9:25	0:02	SSA2	0.01011	0.67200	Oversupply
3/2/2022 9:27	0:02	SSA2	0.01011	1.00200	Oversupply
3/2/2022 9:29	0:02	SSA2	-0.00064	1.33200	Oversupply
3/2/2022 10:17	0:02	SSA2	0.04197	2.25300	Oversupply
3/2/2022 10:19	0:02	SSA2	0.04162	0.84800	Oversupply
3/2/2022 10:21	0:02	SSA2	0.04197	1.68400	Oversupply
3/2/2022 10:23	0:02	SSA2	0.04162	1.43500	Oversupply
3/2/2022 10:25	0:02	SSA2	0.04197	1.13300	Oversupply
3/2/2022 10:27	0:12	SSA2	0.37879	0.27200	Oversupply
3/2/2022 10:28	0:11	BS250	Data is not available	Data is not available	Oversupply
3/2/2022 10:29	0:03	KWP/II	0.00140	0.21256	Oversupply
3/2/2022 10:29	0:11	AWE	0.13557	1.50000	Oversupply
3/2/2022 10:29	0:10	SSA3	0.42442	0.00200	Oversupply
3/2/2022 10:31	0:01	5A	Data is not available	Data is not available	Oversupply
3/2/2022 10:31	0:01	MS	Data is not available	Data is not available	Oversupply
3/2/2022 10:33	0:03	5A	Data is not available	Data is not available	Oversupply
3/2/2022 10:33	0:03	MS	Data is not available	Data is not available	Oversupply
3/2/2022 10:33	0:03	KWP	0.00285	0.08000	Oversupply
3/2/2022 10:36	0:01	KWP/II	0.00217	0.30138	Oversupply
3/2/2022 10:37	0:01	5A	Data is not available	Data is not available	Oversupply
3/2/2022 10:37	0:01	MS	Data is not available	Data is not available	Oversupply
3/2/2022 10:38	0:02	KWP/II	0.00300	0.31136	Oversupply
3/2/2022 10:39	0:02	SSA3	0.08801	0.00300	Oversupply
3/2/2022 10:39	0:02	SSA2	0.06874	0.06800	Oversupply
3/2/2022 10:41	0:02	SSA3	0.08801	0.00200	Oversupply
3/2/2022 10:41	0:02	SSA2	0.06931	0.68800	Oversupply
3/2/2022 10:43	0:02	SSA3	0.08801	0.00300	Oversupply
3/2/2022 10:43	0:02	SSA2	0.05896	0.11000	Oversupply
3/2/2022 10:45	0:02	SSA3	0.09146	0.00300	Oversupply
3/2/2022 10:45	0:02	SSA2	0.04311	0.64000	Oversupply
3/2/2022 10:47	0:02	SSA3	0.09146	0.00200	Oversupply
3/2/2022 10:47	0:02	SSA2	0.04311	0.97300	Oversupply
3/2/2022 10:49	0:02	SSA3	0.09070	0.00200	Oversupply
3/2/2022 10:49	0:02	SSA2	0.04311	0.11500	Oversupply
3/2/2022 10:51	0:02	SSA3	0.09146	0.00300	Oversupply
3/2/2022 10:51	0:02	SSA2	0.04346	0.06200	Oversupply
3/2/2022 10:53	0:02	SSA3	0.09146	0.00200	Oversupply
3/2/2022 10:53	0:02	SSA2	0.04275	1.25900	Oversupply
3/2/2022 10:55	0:02	SSA3	0.09222	0.00100	Oversupply
3/2/2022 10:55	0:02	SSA2	0.04311	1.32900	Oversupply
3/2/2022 10:57	0:02	SSA3	0.09146	0.00200	Oversupply
3/2/2022 10:57	0:02	SSA2	0.04275	1.51800	Oversupply
3/2/2022 10:59	0:02	SSA3	0.09146	0.00200	Oversupply
3/2/2022 10:59	0:02	SSA2	0.05262	1.25100	Oversupply
3/2/2022 11:01	0:02	SSA2	0.05797	2.07300	Oversupply
3/2/2022 11:03	0:02	SSA2	0.05749	1.06400	Oversupply
3/2/2022 11:05	0:02	SSA2	0.05797	1.01500	Oversupply
3/2/2022 11:07	0:02	SSA2	0.05845	0.25800	Oversupply
3/2/2022 11:09	0:02	SSA2	0.05749	0.60600	Oversupply
3/2/2022 11:11	0:02	SSA2	0.05845	0.30600	Oversupply
3/2/2022 11:13	0:02	SSA2	0.05866	0.52800	Oversupply
3/2/2022 11:15	0:02	SSA3	0.09646	0.00100	Oversupply
3/2/2022 11:15	0:02	SSA2	0.06465	0.34300	Oversupply
3/2/2022 11:17	0:02	SSA3	0.09646	0.00100	Oversupply
3/2/2022 11:17	0:02	SSA2	0.06519	0.09500	Oversupply
3/2/2022 11:19	0:01	KWP/II	0.00330	0.52193	Oversupply
3/2/2022 11:19	0:02	SSA3	0.09646	0.00000	Oversupply
3/2/2022 11:19	0:02	SSA2	0.06465	0.15400	Oversupply
3/2/2022 11:21	0:02	SSA3	0.09646	0.00300	Oversupply
3/2/2022 11:21	0:02	SSA2	0.06465	0.09600	Oversupply
3/2/2022 11:23	0:02	SSA3	0.09646	0.00300	Oversupply
3/2/2022 11:23	0:02	SSA2	0.06412	1.13300	Oversupply
3/2/2022 11:25	0:02	SSA3	0.09646	0.00300	Oversupply
3/2/2022 11:25	0:02	SSA2	0.06465	1.84000	Oversupply
3/2/2022 11:27	0:02	SSA3	0.09646	0.00200	Oversupply
3/2/2022 11:27	0:02	SSA2	0.06465	1.63600	Oversupply



**Maui Curtailment Report**

March 2022

Start Date and Time	Duration (minutes)	IPP Curtailed	Estimated Curtailed MWH	Peak MW Curtailed	Reasons for Curtailment
3/2/2022 11:29	0:02	SSA3	0.09726	0.00200	Oversupply
3/2/2022 11:30	0:02	SSA2	0.09300	0.79500	Oversupply
3/2/2022 11:31	0:02	SSA3	0.09646	0.00200	Oversupply
3/2/2022 11:32	0:02	SSA2	0.09377	0.31400	Oversupply
3/2/2022 11:33	0:02	SSA3	0.09646	0.00200	Oversupply
3/2/2022 11:34	0:14	BS250	Data is not available	Data is not available	Oversupply
3/2/2022 11:34	0:15	KWP11	0.04245	0.71354	Oversupply
3/2/2022 11:34	0:02	SSA2	0.09300	0.02700	Oversupply
3/2/2022 11:35	0:02	AWE	0.01391	0.70000	Oversupply
3/2/2022 11:35	0:02	SSA3	0.09646	0.00100	Oversupply
3/2/2022 11:36	0:02	SSA2	0.09377	-0.00200	Oversupply
3/2/2022 11:37	0:10	SSA3	0.48232	0.00000	Oversupply
3/2/2022 11:38	0:04	AWE	0.03152	1.30000	Oversupply
3/2/2022 11:38	0:10	SSA2	0.41485	-0.00200	Oversupply
3/2/2022 11:43	0:02	AWE	0.00669	1.10000	Oversupply
3/2/2022 11:46	0:01	KWP	0.00123	0.08000	Oversupply
3/2/2022 11:46	0:03	AWE	0.03450	1.20000	Oversupply
3/2/2022 11:47	0:01	5A	Data is not available	Data is not available	Oversupply
3/2/2022 11:47	0:01	MS	Data is not available	Data is not available	Oversupply
3/2/2022 11:48	0:01	KWP	0.00133	0.08000	Oversupply
3/2/2022 11:48	0:02	SSA3	0.09646	0.00000	Oversupply
3/2/2022 11:48	0:02	SSA2	0.05882	0.11300	Oversupply
3/2/2022 11:50	0:02	SSA3	0.09726	0.00500	Oversupply
3/2/2022 11:50	0:02	SSA2	0.05882	1.41700	Oversupply
3/2/2022 11:52	0:02	SSA3	0.09567	-0.00100	Oversupply
3/2/2022 11:52	0:02	SSA2	0.05882	1.91700	Oversupply
3/2/2022 11:54	0:02	SSA3	0.09646	-0.00100	Oversupply
3/2/2022 11:54	0:02	SSA2	0.05882	1.72600	Oversupply
3/2/2022 11:56	0:02	SSA3	0.09726	0.00500	Oversupply
3/2/2022 11:56	0:02	SSA2	0.05833	1.46900	Oversupply
3/2/2022 11:58	0:02	SSA3	0.09646	0.00000	Oversupply
3/2/2022 11:58	0:02	SSA2	0.05656	1.14100	Oversupply
3/2/2022 12:00	0:02	SSA3	0.09965	0.00100	Oversupply
3/2/2022 12:00	0:02	SSA2	0.03327	1.28000	Oversupply
3/2/2022 12:02	0:02	SSA3	0.09646	0.00500	Oversupply
3/2/2022 12:02	0:02	SSA2	0.03327	1.48500	Oversupply
3/2/2022 12:04	0:02	SSA3	0.09646	0.00100	Oversupply
3/2/2022 12:04	0:02	SSA2	0.03300	2.47200	Oversupply
3/2/2022 12:06	0:02	SSA2	0.03327	2.02900	Oversupply
3/2/2022 12:06	0:02	SSA3	0.09646	0.00100	Oversupply
3/2/2022 12:08	0:02	SSA2	0.03355	2.03800	Oversupply
3/2/2022 12:08	0:02	SSA3	0.09646	0.00300	Oversupply
3/2/2022 12:10	0:02	SSA2	0.03300	2.13100	Oversupply
3/2/2022 12:12	0:02	SSA2	0.03327	1.01400	Oversupply
3/2/2022 12:14	0:02	SSA2	0.03239	2.10800	Oversupply
3/2/2022 12:16	0:02	SSA2	0.03167	2.08000	Oversupply
3/2/2022 12:18	0:02	SSA2	0.03193	2.75600	Oversupply
3/2/2022 12:20	0:02	SSA2	0.03167	1.85000	Oversupply
3/2/2022 12:22	0:02	SSA2	0.03219	1.86000	Oversupply
3/2/2022 12:24	0:02	SSA2	0.03167	2.09800	Oversupply
3/2/2022 12:26	0:02	SSA2	0.03193	2.11600	Oversupply
3/2/2022 12:28	0:02	SSA2	0.02580	2.19200	Oversupply
3/2/2022 12:30	0:02	SSA2	0.00235	2.37400	Oversupply
3/2/2022 13:22	0:01	AWE	0.00333	0.20000	Oversupply
3/2/2022 16:19	0:01	AWE	0.00167	0.10000	Oversupply
3/2/2022 16:37	0:01	AWE	0.00167	0.10000	Oversupply
3/3/2022 9:15	0:02	SSA2	0.01416	1.47400	Oversupply
3/3/2022 9:17	0:02	SSA2	0.01428	0.69200	Oversupply
3/3/2022 9:19	0:02	SSA2	0.01416	0.50500	Oversupply
3/3/2022 9:21	0:02	SSA2	0.01428	1.20500	Oversupply
3/3/2022 9:23	0:02	SSA2	0.01428	1.33800	Oversupply
3/3/2022 9:31	0:02	SSA2	0.01852	1.32900	Oversupply
3/3/2022 9:33	0:02	SSA2	0.01852	1.20200	Oversupply
3/3/2022 9:35	0:02	SSA2	0.01852	0.26100	Oversupply
3/3/2022 9:40	0:02	SSA2	0.01837	1.07500	Oversupply
3/3/2022 9:42	0:02	SSA2	0.01852	0.75400	Oversupply
3/3/2022 9:44	0:02	SSA2	0.03559	1.35100	Oversupply
3/3/2022 9:46	0:02	SSA2	0.05741	0.63700	Oversupply
3/3/2022 9:48	0:02	SSA2	0.05694	0.79900	Oversupply
3/3/2022 9:50	0:02	SSA2	0.05694	0.45900	Oversupply
3/3/2022 9:51	0:01	BS250	Data is not available	Data is not available	Oversupply
3/3/2022 9:52	0:01	AWE	0.00103	1.00000	Oversupply
3/3/2022 9:52	0:02	SSA2	0.05647	-0.00200	Oversupply



**Maui Curtailment Report**

**March 2022**

Start Date and Time	Duration (minutes)	IPP Curtailed	Estimated Curtailed MWH	Peak MW Curtailed	Reasons for Curtailment
3/3/2022 9:54	0:02	SSA2	0.05694	-0.00200	Oversupply
3/3/2022 9:56	0:01	BS250	Data is not available	Data is not available	Oversupply
3/3/2022 9:56	0:10	SSA2	0.20766	-0.00200	Oversupply
3/3/2022 9:56	0:06	SSA3	0.22265	-0.00300	Oversupply
3/3/2022 9:58	0:05	5A	Data is not available	Data is not available	Oversupply
3/3/2022 9:58	0:05	BS250	Data is not available	Data is not available	Oversupply
3/3/2022 9:58	0:05	MS	Data is not available	Data is not available	Oversupply
3/3/2022 9:58	0:02	AWE	0.00688	0.30000	Oversupply
3/3/2022 9:58	0:03	KWP	0.00400	0.08000	Oversupply
3/3/2022 10:01	0:01	AWE	0.00032	0.10000	Oversupply
3/3/2022 10:02	0:03	KWP	0.00268	0.08000	Oversupply
3/3/2022 10:02	0:02	SSA3	0.07864	-0.00300	Oversupply
3/3/2022 10:04	0:01	5A	Data is not available	Data is not available	Oversupply
3/3/2022 10:04	0:01	BS250	Data is not available	Data is not available	Oversupply
3/3/2022 10:04	0:01	MS	Data is not available	Data is not available	Oversupply
3/3/2022 10:04	0:02	SSA3	0.07929	-0.00300	Oversupply
3/3/2022 10:05	0:01	AWE	0.00032	0.10000	Oversupply
3/3/2022 10:06	0:02	SSA2	0.03215	0.02500	Oversupply
3/3/2022 10:06	0:02	SSA3	0.07864	0.00200	Oversupply
3/3/2022 10:08	0:02	SSA2	0.03215	0.22400	Oversupply
3/3/2022 10:34	0:02	SSA2	0.02337	0.31000	Oversupply
3/3/2022 10:36	0:02	SSA2	0.02337	1.88800	Oversupply
3/3/2022 10:38	0:02	SSA2	0.02356	2.01800	Oversupply
3/3/2022 10:40	0:02	SSA2	0.02356	1.46800	Oversupply
3/3/2022 10:42	0:02	SSA2	0.02337	1.10600	Oversupply
3/3/2022 10:44	0:02	SSA2	0.00845	1.21100	Oversupply
3/3/2022 10:46	0:02	SSA2	0.00700	0.89500	Oversupply
3/3/2022 10:48	0:02	SSA2	0.00694	2.11400	Oversupply
3/3/2022 11:40	0:02	SSA2	0.01029	1.63600	Oversupply
3/3/2022 11:42	0:02	SSA2	0.01029	1.87000	Oversupply
3/3/2022 11:48	0:02	SSA2	0.00907	2.40200	Oversupply
3/3/2022 11:50	0:02	SSA2	0.00907	2.35800	Oversupply
3/3/2022 11:52	0:02	SSA2	0.00907	2.21700	Oversupply
3/3/2022 11:54	0:04	SSA2	0.01807	2.59700	Oversupply
3/3/2022 12:02	0:02	SSA2	0.01311	2.80500	Oversupply
3/3/2022 12:04	0:02	SSA2	0.01300	2.83500	Oversupply
3/3/2022 12:06	0:02	SSA2	0.01311	2.53700	Oversupply
3/3/2022 12:08	0:02	SSA2	0.01311	2.51300	Oversupply
3/3/2022 12:10	0:02	SSA2	0.01300	2.23000	Oversupply
3/3/2022 12:12	0:02	SSA2	0.01311	2.32800	Oversupply
3/3/2022 12:14	0:02	SSA2	0.02342	2.43900	Oversupply
3/3/2022 12:16	0:02	SSA2	0.02386	2.76000	Oversupply
3/3/2022 12:18	0:02	SSA2	0.02367	1.95300	Oversupply
3/3/2022 12:20	0:02	SSA2	0.02386	1.86600	Oversupply
3/3/2022 12:22	0:02	SSA2	0.02386	2.54200	Oversupply
3/3/2022 12:24	0:02	SSA2	0.02386	2.01500	Oversupply
3/3/2022 12:27	0:02	SSA2	0.02367	1.78500	Oversupply
3/3/2022 12:29	0:02	SSA2	0.01505	2.12900	Oversupply
3/3/2022 12:31	0:02	SSA2	0.00639	2.27000	Oversupply
3/3/2022 12:33	0:02	SSA2	0.00633	2.01700	Oversupply
3/3/2022 12:35	0:02	SSA2	0.00639	2.90400	Oversupply
3/3/2022 12:37	0:02	SSA2	0.00639	2.74900	Oversupply
3/3/2022 12:45	0:01	AWE	0.00167	0.10000	Oversupply
3/3/2022 12:45	0:02	SSA2	0.04672	2.60600	Oversupply
3/3/2022 12:47	0:02	SSA2	0.04633	2.76400	Oversupply
3/3/2022 12:49	0:02	SSA2	0.04672	2.16300	Oversupply
3/3/2022 12:51	0:02	SSA2	0.04672	1.07200	Oversupply
3/3/2022 12:53	0:02	SSA2	0.04633	0.76900	Oversupply
3/3/2022 12:55	0:02	SSA2	0.04672	0.96800	Oversupply
3/3/2022 12:57	0:02	SSA2	0.04672	1.26000	Oversupply
3/3/2022 12:59	0:02	SSA2	0.02740	0.50300	Oversupply
3/3/2022 13:01	0:02	SSA2	0.01445	0.75700	Oversupply
3/3/2022 13:03	0:02	SSA2	0.01445	1.80600	Oversupply
3/3/2022 13:05	0:02	SSA2	0.01445	1.87800	Oversupply
3/3/2022 13:07	0:02	SSA2	0.01445	2.91000	Oversupply
3/3/2022 13:09	0:02	SSA2	0.01433	2.72900	Oversupply
3/3/2022 13:19	0:02	SSA2	0.00504	2.64900	Oversupply
3/3/2022 13:21	0:02	SSA2	0.00504	2.30300	Oversupply
3/3/2022 13:45	0:02	SSA2	0.00370	2.90600	Oversupply
3/3/2022 13:57	0:02	SSA2	0.00370	2.50200	Oversupply
3/3/2022 14:15	0:02	SSA2	0.00367	2.61000	Oversupply
3/4/2022 9:31	0:02	SSA3	0.00337	2.05300	Oversupply
3/4/2022 9:32	0:02	SSA2	0.00607	1.87600	Oversupply



**Maui Curtailment Report**

**March 2022**

Start Date and Time	Duration (minutes)	IPP Curtailed	Estimated Curtailed MWH	Peak MW Curtailed	Reasons for Curtailment
3/4/2022 9:35	0:02	SSA3	0.00337	2.10900	Oversupply
3/4/2022 9:36	0:02	SSA2	0.00617	1.60000	Oversupply
3/4/2022 9:37	0:02	SSA3	0.00337	1.66700	Oversupply
3/4/2022 9:40	0:02	SSA2	0.00602	1.92000	Oversupply
3/4/2022 9:41	0:02	SSA3	0.00340	1.83000	Oversupply
3/4/2022 9:42	0:02	SSA2	0.00612	0.38000	Oversupply
3/4/2022 9:43	0:02	SSA3	0.00045	1.87700	Oversupply
3/4/2022 10:43	0:02	SSA2	0.00396	0.96300	Oversupply
3/4/2022 10:45	0:02	SSA2	0.00316	1.95000	Oversupply
3/4/2022 14:08	0:02	SSA3	0.00492	2.54000	Oversupply
3/4/2022 14:32	0:02	SSA3	0.06353	2.62700	Oversupply
3/4/2022 14:32	0:02	SSA2	0.06689	2.93900	Oversupply
3/4/2022 14:34	0:02	SSA3	0.06353	1.91800	Oversupply
3/4/2022 14:34	0:02	SSA2	0.06744	1.60100	Oversupply
3/4/2022 14:36	0:02	SSA3	0.06353	0.67800	Oversupply
3/4/2022 14:36	0:02	SSA2	0.06689	1.41400	Oversupply
3/4/2022 14:38	0:02	SSA3	0.06353	0.11200	Oversupply
3/4/2022 14:38	0:18	SSA2	0.61527	0.15400	Oversupply
3/4/2022 14:39	0:17	BS250	Data is not available	Data is not available	Oversupply
3/4/2022 14:40	0:17	KWP11	0.29535	8.95964	Oversupply
3/4/2022 14:40	0:02	SSA3	0.06406	0.07600	Oversupply
3/4/2022 14:42	0:14	SSA3	0.57207	0.00800	Oversupply
3/4/2022 14:44	0:01	AWE	0.00167	0.10000	Oversupply
3/4/2022 14:52	0:01	AWE	0.00167	0.10000	Oversupply
3/4/2022 14:56	0:02	SSA3	0.08587	0.43800	Oversupply
3/4/2022 14:56	0:02	SSA2	0.06490	0.31300	Oversupply
3/4/2022 14:58	0:02	SSA3	0.06491	0.66700	Oversupply
3/4/2022 14:58	0:02	SSA2	0.05486	0.62400	Oversupply
3/4/2022 15:00	0:02	SSA3	0.01424	0.73500	Oversupply
3/4/2022 15:00	0:02	SSA2	0.02087	0.59700	Oversupply
3/4/2022 15:02	0:02	SSA3	0.01424	1.19600	Oversupply
3/4/2022 15:02	0:02	SSA2	0.02087	0.64400	Oversupply
3/4/2022 15:04	0:02	SSA3	0.01424	2.16400	Oversupply
3/4/2022 15:04	0:02	SSA2	0.02069	0.82900	Oversupply
3/4/2022 15:06	0:02	SSA3	0.01412	2.53600	Oversupply
3/4/2022 15:06	0:02	SSA2	0.02087	0.75300	Oversupply
3/4/2022 15:08	0:02	SSA3	0.01424	2.53800	Oversupply
3/4/2022 15:19	0:01	AWE	0.00167	0.10000	Oversupply
3/4/2022 15:25	0:01	AWE	0.00333	0.20000	Oversupply
3/5/2022 8:27	0:02	SSA3	0.00363	1.20700	Oversupply
3/5/2022 8:29	0:02	SSA2	0.01856	0.53400	Oversupply
3/5/2022 8:29	0:02	SSA3	0.03563	0.09400	Oversupply
3/5/2022 8:30	0:01	BS250	Data is not available	Data is not available	Oversupply
3/5/2022 8:31	0:01	KWP11	0.00051	8.94567	Oversupply
3/5/2022 8:31	0:02	SSA2	0.03007	0.01100	Oversupply
3/5/2022 8:32	0:01	BS250	Data is not available	Data is not available	Oversupply
3/5/2022 8:32	0:02	SSA3	0.04244	0.25800	Oversupply
3/5/2022 8:33	0:02	SSA2	0.03007	0.13800	Oversupply
3/5/2022 8:34	0:02	SSA3	0.04209	0.36100	Oversupply
3/5/2022 8:35	0:46	SSA2	0.82764	0.16800	Oversupply
3/5/2022 8:36	0:03	BS250	Data is not available	Data is not available	Oversupply
3/5/2022 8:36	0:44	SSA3	1.07548	0.01800	Oversupply
3/5/2022 8:37	0:02	KWP11	0.01016	7.54853	Oversupply
3/5/2022 8:40	0:40	BS250	Data is not available	Data is not available	Oversupply
3/5/2022 8:41	0:40	KWP11	2.00732	7.12340	Oversupply
3/5/2022 9:07	0:07	5A	Data is not available	Data is not available	Oversupply
3/5/2022 9:07	0:07	MS	Data is not available	Data is not available	Oversupply
3/5/2022 9:21	0:02	SSA2	0.02752	0.92700	Oversupply
3/5/2022 9:23	0:02	SSA2	0.02775	1.13500	Oversupply
3/5/2022 9:27	0:02	SSA2	0.02775	1.14900	Oversupply
3/5/2022 9:28	0:02	SSA3	0.04074	1.88400	Oversupply
3/5/2022 9:29	0:02	SSA2	0.03842	1.17400	Oversupply
3/5/2022 9:30	0:02	SSA3	0.05698	1.46100	Oversupply
3/5/2022 9:31	0:02	SSA2	0.04847	1.19200	Oversupply
3/5/2022 9:32	0:02	SSA3	0.05698	0.99500	Oversupply
3/5/2022 9:33	0:02	SSA2	0.04847	0.59600	Oversupply
3/5/2022 9:34	0:02	SSA3	0.05698	0.63300	Oversupply
3/5/2022 9:35	0:02	SSA2	0.04807	0.62800	Oversupply
3/5/2022 9:36	0:02	SSA3	0.05698	0.32200	Oversupply
3/5/2022 9:37	0:02	SSA2	0.04847	0.17200	Oversupply
3/5/2022 9:38	0:02	SSA3	0.05698	0.01200	Oversupply
3/5/2022 9:39	0:01	BS250	Data is not available	Data is not available	Oversupply
3/5/2022 9:39	1:22	SSA2	2.99931	0.01400	Oversupply



**Maui Curtailment Report**

March 2022

Start Date and Time	Duration (minutes)	IPP Curtailed	Estimated Curtailed MWH	Peak MW Curtailed	Reasons for Curtailment
3/5/2022 9:40	1:31	KWP/II	2.53558	6.21028	Oversupply
3/5/2022 9:40	0:47	SSA3	1.80957	0.02100	Oversupply
3/5/2022 9:41	1:20	BS250	Data is not available	Data is not available	Oversupply
3/5/2022 9:56	0:06	5A	Data is not available	Data is not available	Oversupply
3/5/2022 9:56	0:06	MS	Data is not available	Data is not available	Oversupply
3/5/2022 10:15	0:01	5A	Data is not available	Data is not available	Oversupply
3/5/2022 10:15	0:01	MS	Data is not available	Data is not available	Oversupply
3/5/2022 10:27	0:44	SSA3	1.58777	-0.00100	Oversupply
3/5/2022 10:34	0:23	5A	Data is not available	Data is not available	Oversupply
3/5/2022 10:34	0:23	MS	Data is not available	Data is not available	Oversupply
3/5/2022 10:36	0:21	KWP	0.01634	0.08000	Oversupply
3/5/2022 11:02	0:09	BS250	Data is not available	Data is not available	Oversupply
3/5/2022 11:02	0:10	SSA2	0.44667	0.00000	Oversupply
3/5/2022 11:10	0:01	5A	Data is not available	Data is not available	Oversupply
3/5/2022 11:10	0:01	MS	Data is not available	Data is not available	Oversupply
3/5/2022 11:11	0:16	SSA3	0.49737	0.02000	Oversupply
3/5/2022 11:12	0:03	5A	Data is not available	Data is not available	Oversupply
3/5/2022 11:12	0:03	MS	Data is not available	Data is not available	Oversupply
3/5/2022 11:12	0:15	BS250	Data is not available	Data is not available	Oversupply
3/5/2022 11:12	0:15	KWP/II	0.31590	2.38611	Oversupply
3/5/2022 11:12	0:16	SSA2	0.71968	0.01500	Oversupply
3/5/2022 11:13	0:02	KWP	0.00267	0.08000	Oversupply
3/5/2022 11:18	0:01	AWE	0.00167	0.10000	Oversupply
3/5/2022 11:27	0:02	SSA3	0.06274	0.81700	Oversupply
3/5/2022 11:28	0:02	SSA2	0.09019	0.60400	Oversupply
3/5/2022 11:29	3:26	SSA3	8.23240	0.02200	Oversupply
3/5/2022 11:30	3:21	BS250	Data is not available	Data is not available	Oversupply
3/5/2022 11:30	3:25	KWP/II	8.01519	5.99172	Oversupply
3/5/2022 11:30	3:25	SSA2	8.24353	0.01100	Oversupply
3/5/2022 11:33	0:01	5A	Data is not available	Data is not available	Oversupply
3/5/2022 11:33	0:01	MS	Data is not available	Data is not available	Oversupply
3/5/2022 11:35	0:01	AWE	0.00833	0.50000	Oversupply
3/5/2022 11:37	0:03	5A	Data is not available	Data is not available	Oversupply
3/5/2022 11:37	0:03	MS	Data is not available	Data is not available	Oversupply
3/5/2022 11:37	0:03	AWE	0.01441	0.90000	Oversupply
3/5/2022 11:39	0:01	KWP	0.00133	0.08000	Oversupply
3/5/2022 11:41	0:01	AWE	0.00267	1.10000	Oversupply
3/5/2022 11:44	0:01	AWE	0.00817	1.50000	Oversupply
3/5/2022 11:50	0:04	AWE	0.03815	2.60000	Oversupply
3/5/2022 11:55	0:33	AWE	0.46395	2.30000	Oversupply
3/5/2022 12:00	0:25	5A	Data is not available	Data is not available	Oversupply
3/5/2022 12:00	0:25	MS	Data is not available	Data is not available	Oversupply
3/5/2022 12:00	0:25	KWP	0.02837	0.08000	Oversupply
3/5/2022 12:37	0:07	AWE	0.06191	3.50000	Oversupply
3/5/2022 12:45	0:04	AWE	0.04855	4.10000	Oversupply
3/5/2022 12:50	0:07	AWE	0.06903	3.30000	Oversupply
3/5/2022 12:58	0:19	AWE	0.49982	4.50000	Oversupply
3/5/2022 13:15	0:01	5A	Data is not available	Data is not available	Oversupply
3/5/2022 13:15	0:01	MS	Data is not available	Data is not available	Oversupply
3/5/2022 13:16	0:01	KWP	0.00013	0.08000	Oversupply
3/5/2022 13:18	0:10	AWE	0.32749	7.30000	Oversupply
3/5/2022 13:30	0:50	AWE	1.72863	8.60000	Oversupply
3/5/2022 14:21	0:08	AWE	0.13964	7.40000	Oversupply
3/5/2022 14:31	0:09	AWE	0.10993	9.70000	Oversupply
3/5/2022 14:41	0:02	AWE	0.00458	10.10000	Oversupply
3/5/2022 14:52	0:02	BS250	Data is not available	Data is not available	Oversupply
3/5/2022 14:55	0:02	SSA2	0.08974	0.21700	Oversupply
3/5/2022 14:55	0:02	SSA3	0.07925	0.42000	Oversupply
3/5/2022 14:57	0:02	SSA2	0.08974	0.50400	Oversupply
3/5/2022 14:57	0:02	SSA3	0.07860	0.78500	Oversupply
3/5/2022 14:59	0:02	SSA2	0.04856	0.40500	Oversupply
3/5/2022 14:59	0:02	SSA3	0.01993	0.63700	Oversupply
3/5/2022 15:01	0:02	SSA2	0.03477	0.91500	Oversupply
3/5/2022 15:01	0:02	SSA3	0.00964	1.21600	Oversupply
3/5/2022 15:03	0:02	SSA2	0.03477	1.92900	Oversupply
3/5/2022 15:03	0:02	SSA3	0.00972	2.20300	Oversupply
3/5/2022 15:05	0:02	SSA2	0.03477	1.92700	Oversupply
3/5/2022 15:05	0:02	SSA3	0.00964	2.42500	Oversupply
3/5/2022 15:07	0:02	SSA2	0.03448	1.90400	Oversupply
3/5/2022 15:07	0:02	SSA3	0.00956	2.23200	Oversupply
3/6/2022 2:35	0:01	KWP/II	0.01190	8.71315	Oversupply
3/6/2022 2:44	0:01	KWP/II	0.00279	9.42569	Oversupply
3/6/2022 9:47	0:02	SSA3	0.04823	1.58200	Oversupply



**Maui Curtailment Report**

March 2022

Start Date and Time	Duration (minutes)	IPP Curtailed	Estimated Curtailed MWH	Peak MW Curtailed	Reasons for Curtailment
3/6/2022 9:49	0:02	SSA3	0.04823	1.08600	Oversupply
3/6/2022 9:50	0:02	SSA2	0.04411	1.33300	Oversupply
3/6/2022 9:51	0:02	SSA3	0.04823	0.71900	Oversupply
3/6/2022 9:52	0:02	SSA2	0.04375	0.55800	Oversupply
3/6/2022 9:53	0:02	SSA3	0.04863	0.40500	Oversupply
3/6/2022 9:54	0:02	SSA2	0.04411	0.24800	Oversupply
3/6/2022 9:55	0:02	SSA3	0.04823	0.70900	Oversupply
3/6/2022 9:56	0:02	SSA2	0.04411	0.50900	Oversupply
3/6/2022 9:57	0:08	SSA3	0.27916	0.03600	Oversupply
3/6/2022 9:58	0:01	BS250	Data is not available	Data is not available	Oversupply
3/6/2022 9:58	0:08	SSA2	0.25646	0.01300	Oversupply
3/6/2022 9:59	0:04	AWE	0.02200	6.30000	Oversupply
3/6/2022 10:00	0:02	BS250	Data is not available	Data is not available	Oversupply
3/6/2022 10:03	1:14	BS250	Data is not available	Data is not available	Oversupply
3/6/2022 10:04	0:01	AWE	0.00168	4.10000	Oversupply
3/6/2022 10:05	0:06	SSA3	0.23838	-0.00300	Oversupply
3/6/2022 10:06	0:06	SSA2	0.21030	0.00300	Oversupply
3/6/2022 10:07	1:11	AWE	2.63036	8.30000	Oversupply
3/6/2022 10:11	3:04	SSA3	8.55648	-0.00200	Oversupply
3/6/2022 10:12	1:04	SSA2	2.62760	0.01400	Oversupply
3/6/2022 10:31	0:09	5A	Data is not available	Data is not available	Oversupply
3/6/2022 10:31	0:09	MS	Data is not available	Data is not available	Oversupply
3/6/2022 10:33	0:08	KWP	0.01067	0.08000	Oversupply
3/6/2022 11:16	0:02	SSA2	0.09165	-0.00300	Oversupply
3/6/2022 11:18	2:11	BS250	Data is not available	Data is not available	Oversupply
3/6/2022 11:18	1:57	SSA2	5.54516	-0.00300	Oversupply
3/6/2022 11:19	1:56	AWE	4.86467	11.00000	Oversupply
3/6/2022 13:15	0:02	SSA2	0.09567	0.00400	Oversupply
3/6/2022 13:15	0:02	SSA3	0.09433	0.02000	Oversupply
3/6/2022 13:17	0:03	KWP	0.01114	0.34429	Oversupply
3/6/2022 13:17	0:07	AWE	0.10430	11.00000	Oversupply
3/6/2022 13:17	0:06	SSA2	0.28859	-0.00300	Oversupply
3/6/2022 13:17	0:06	SSA3	0.28536	0.00900	Oversupply
3/6/2022 13:23	0:02	SSA2	0.09646	0.00100	Oversupply
3/6/2022 13:23	0:02	SSA3	0.09512	0.03800	Oversupply
3/6/2022 13:25	0:02	SSA2	0.09567	-0.00300	Oversupply
3/6/2022 13:25	0:02	SSA3	0.09433	0.01800	Oversupply
3/6/2022 13:27	0:01	AWE	0.00037	10.30000	Oversupply
3/6/2022 13:27	0:02	SSA2	0.09646	-0.00300	Oversupply
3/6/2022 13:27	0:02	SSA3	0.09512	0.02100	Oversupply
3/6/2022 13:29	0:04	SSA2	0.16303	0.08100	Oversupply
3/6/2022 13:29	0:02	SSA3	0.08272	0.04600	Oversupply
3/6/2022 13:31	0:01	AWE	0.00137	10.80000	Oversupply
3/6/2022 13:31	0:02	SSA3	0.07899	0.05600	Oversupply
3/6/2022 13:33	0:02	BS250	Data is not available	Data is not available	Oversupply
3/6/2022 13:33	0:01	AWE	0.00136	11.60000	Oversupply
3/6/2022 13:33	0:02	SSA2	0.07899	0.02600	Oversupply
3/6/2022 13:33	0:02	SSA3	0.07899	0.12900	Oversupply
3/6/2022 13:35	0:02	SSA2	0.07833	0.28800	Oversupply
3/6/2022 13:35	0:02	SSA3	0.07899	0.65000	Oversupply
3/6/2022 13:37	0:02	SSA2	0.07899	1.69200	Oversupply
3/6/2022 13:37	0:02	SSA3	0.07899	1.51300	Oversupply
3/6/2022 13:39	0:02	SSA2	0.07899	0.71300	Oversupply
3/6/2022 13:39	0:02	SSA3	0.07899	0.90700	Oversupply
3/6/2022 13:41	0:02	SSA2	0.07833	0.51500	Oversupply
3/6/2022 13:41	0:02	SSA3	0.07899	0.07700	Oversupply
3/6/2022 13:43	0:02	SSA2	0.07485	0.58900	Oversupply
3/6/2022 13:43	0:02	SSA3	0.06876	0.35900	Oversupply
3/6/2022 13:45	0:04	BS250	Data is not available	Data is not available	Oversupply
3/6/2022 13:45	0:04	KWP	0.02628	0.82132	Oversupply
3/6/2022 13:45	0:04	SSA2	0.12519	0.00800	Oversupply
3/6/2022 13:45	0:04	SSA3	0.09653	0.00200	Oversupply
3/6/2022 13:47	0:02	AWE	0.01633	11.80000	Oversupply
3/6/2022 13:49	0:02	SSA2	0.06285	-0.00300	Oversupply
3/6/2022 13:49	0:02	SSA3	0.04806	0.60300	Oversupply
3/6/2022 13:51	0:02	SSA2	0.06233	0.24600	Oversupply
3/6/2022 13:51	0:02	SSA3	0.04767	1.13300	Oversupply
3/6/2022 13:53	0:02	SSA2	0.06285	0.93100	Oversupply
3/6/2022 13:53	0:02	SSA3	0.04806	1.70200	Oversupply
3/6/2022 13:55	0:02	SSA2	0.06285	2.03700	Oversupply
3/6/2022 13:55	0:02	SSA3	0.04806	2.61800	Oversupply
3/6/2022 13:57	0:02	SSA2	0.06285	2.05000	Oversupply
3/6/2022 13:57	0:02	SSA3	0.04806	2.74400	Oversupply



**Maui Curtailment Report**

**March 2022**

Start Date and Time	Duration (minutes)	IPP Curtailed	Estimated Curtailed MWH	Peak MW Curtailed	Reasons for Curtailment
3/6/2022 13:59	0:02	SSA2	0.04847	2.05700	Oversupply
3/6/2022 13:59	0:02	SSA3	0.04446	1.89700	Oversupply
3/6/2022 14:01	0:02	SSA2	0.04575	1.74000	Oversupply
3/6/2022 14:01	0:02	SSA3	0.04403	1.27400	Oversupply
3/6/2022 14:03	0:02	SSA2	0.04537	0.86000	Oversupply
3/6/2022 14:03	0:02	SSA3	0.04403	1.39200	Oversupply
3/6/2022 14:05	0:02	SSA2	0.04537	1.82700	Oversupply
3/6/2022 14:05	0:02	SSA3	0.04439	1.96200	Oversupply
3/6/2022 14:07	0:02	SSA2	0.04500	2.03400	Oversupply
3/6/2022 14:07	0:02	SSA3	0.04403	2.13500	Oversupply
3/6/2022 14:09	0:02	SSA2	0.04537	1.59900	Oversupply
3/6/2022 14:09	0:02	SSA3	0.04403	1.12200	Oversupply
3/6/2022 14:11	0:02	SSA2	0.04537	1.24200	Oversupply
3/6/2022 14:11	0:02	SSA3	0.04403	1.36700	Oversupply
3/6/2022 14:13	0:02	SSA2	0.03987	1.50900	Oversupply
3/6/2022 14:13	0:02	SSA3	0.03389	1.66700	Oversupply
3/6/2022 14:15	0:02	SSA2	0.03059	1.77100	Oversupply
3/6/2022 14:15	0:02	SSA3	0.02067	1.79800	Oversupply
3/6/2022 14:17	0:02	SSA2	0.03033	2.00900	Oversupply
3/6/2022 14:17	0:02	SSA3	0.02033	2.06700	Oversupply
3/6/2022 14:19	0:02	SSA2	0.03084	1.88900	Oversupply
3/6/2022 14:19	0:02	SSA3	0.02050	2.10400	Oversupply
3/6/2022 14:21	0:02	SSA2	0.03033	1.99800	Oversupply
3/6/2022 14:21	0:02	SSA3	0.02067	2.22300	Oversupply
3/6/2022 14:23	0:02	SSA2	0.03059	1.99800	Oversupply
3/6/2022 14:24	0:02	SSA3	0.02050	2.16600	Oversupply
3/6/2022 14:25	0:02	SSA2	0.03059	1.98700	Oversupply
3/6/2022 14:26	0:02	SSA3	0.02050	2.04800	Oversupply
3/6/2022 14:27	0:02	SSA2	0.03033	1.99100	Oversupply
3/6/2022 14:28	0:02	SSA3	0.02026	2.04200	Oversupply
3/6/2022 14:33	0:02	SSA2	0.03005	1.97900	Oversupply
3/6/2022 14:34	0:02	SSA3	0.00629	2.43900	Oversupply
3/6/2022 14:35	0:02	SSA2	0.03005	1.75400	Oversupply
3/6/2022 14:36	0:02	SSA3	0.00629	1.84400	Oversupply
3/6/2022 14:51	0:02	SSA2	0.02906	1.91300	Oversupply
3/6/2022 14:52	0:02	SSA3	0.00277	1.96200	Oversupply
3/7/2022 10:10	0:02	SSA2	0.02251	1.17600	Oversupply
3/7/2022 10:12	0:02	SSA3	0.00866	0.64100	Oversupply
3/7/2022 10:12	0:02	SSA2	0.02214	0.89400	Oversupply
3/7/2022 11:19	0:02	SSA3	0.01042	2.66500	Oversupply
3/7/2022 11:19	0:02	SSA2	0.03084	1.98600	Oversupply
3/7/2022 11:21	0:02	SSA3	0.01033	2.75300	Oversupply
3/7/2022 11:37	0:02	SSA3	0.00934	2.81700	Oversupply
3/7/2022 11:37	0:02	SSA2	0.02686	1.69800	Oversupply
3/7/2022 11:41	0:02	SSA3	0.00919	2.65900	Oversupply
3/7/2022 11:43	0:02	SSA2	0.02637	1.46200	Oversupply
3/7/2022 11:45	0:02	SSA2	0.03530	1.09700	Oversupply
3/7/2022 11:45	0:02	SSA3	0.04000	2.12600	Oversupply
3/7/2022 11:47	0:02	SSA3	0.04000	2.46900	Oversupply
3/7/2022 11:49	0:02	SSA2	0.03530	0.74400	Oversupply
3/7/2022 11:51	0:02	SSA2	0.03559	1.17200	Oversupply
3/7/2022 11:51	0:02	SSA3	0.04033	1.58500	Oversupply
3/7/2022 11:53	0:02	SSA2	0.03559	1.79500	Oversupply
3/7/2022 11:53	0:02	SSA3	0.04000	1.52800	Oversupply
3/7/2022 11:55	0:02	SSA2	0.03530	1.25500	Oversupply
3/7/2022 11:55	0:02	SSA3	0.04198	1.18700	Oversupply
3/7/2022 11:57	0:02	SSA2	0.03530	1.44100	Oversupply
3/7/2022 11:57	0:02	SSA3	0.04000	1.47100	Oversupply
3/7/2022 11:59	0:02	SSA2	0.02386	1.60800	Oversupply
3/7/2022 11:59	0:02	SSA3	0.02584	1.43000	Oversupply
3/7/2022 12:01	0:02	SSA2	0.03731	1.12900	Oversupply
3/7/2022 12:01	0:02	SSA3	0.02252	0.83600	Oversupply
3/7/2022 12:03	0:02	SSA2	0.03731	1.49800	Oversupply
3/7/2022 12:03	0:02	SSA3	0.02252	1.65000	Oversupply
3/7/2022 12:05	0:02	SSA2	0.03700	2.02100	Oversupply
3/7/2022 12:05	0:02	SSA3	0.02419	2.06600	Oversupply
3/7/2022 12:07	0:02	SSA2	0.03762	2.20600	Oversupply
3/7/2022 12:07	0:02	SSA3	0.02252	2.59800	Oversupply
3/7/2022 12:11	0:02	SSA2	0.03731	2.20100	Oversupply
3/7/2022 12:13	0:02	SSA2	0.03806	2.19800	Oversupply
3/7/2022 12:27	0:02	SSA2	0.04000	1.56300	Oversupply
3/7/2022 12:28	0:02	SSA3	0.01063	2.41100	Oversupply
3/7/2022 12:29	0:02	SSA2	0.03666	1.90300	Oversupply



**Maui Curtailment Report**

**March 2022**

Start Date and Time	Duration (minutes)	IPP Curtailed	Estimated Curtailed MWH	Peak MW Curtailed	Reasons for Curtailment
3/7/2022 12:30	0:02	SSA3	0.03596	1.99000	Oversupply
3/7/2022 12:31	0:02	SSA2	0.03596	1.80000	Oversupply
3/7/2022 12:32	0:02	SSA3	0.03626	1.89800	Oversupply
3/7/2022 12:33	0:02	SSA2	0.03567	1.83800	Oversupply
3/7/2022 12:34	0:02	SSA3	0.03596	1.61900	Oversupply
3/7/2022 12:35	0:02	SSA2	0.03596	1.73900	Oversupply
3/7/2022 12:36	0:02	SSA3	0.03596	1.60700	Oversupply
3/7/2022 12:37	0:02	SSA2	0.03626	1.54100	Oversupply
3/7/2022 12:38	0:02	SSA3	0.03626	1.20200	Oversupply
3/7/2022 12:39	0:02	SSA2	0.03596	1.46400	Oversupply
3/7/2022 12:40	0:02	SSA3	0.03567	1.69100	Oversupply
3/7/2022 12:41	0:02	SSA2	0.03596	2.08200	Oversupply
3/7/2022 12:42	0:02	SSA3	0.03596	2.44600	Oversupply
3/7/2022 12:43	0:02	SSA2	0.04333	2.07000	Oversupply
3/7/2022 12:44	0:02	SSA3	0.04996	2.27000	Oversupply
3/7/2022 12:45	0:02	SSA2	0.05613	2.08200	Oversupply
3/7/2022 12:46	0:02	SSA3	0.06016	1.30100	Oversupply
3/7/2022 12:47	0:02	SSA2	0.05659	1.66200	Oversupply
3/7/2022 12:48	0:02	SSA3	0.06016	1.21300	Oversupply
3/7/2022 12:49	0:02	SSA2	0.05567	1.43800	Oversupply
3/7/2022 12:50	0:02	SSA3	0.06116	1.33500	Oversupply
3/7/2022 12:51	0:02	SSA2	0.05613	1.08500	Oversupply
3/7/2022 12:52	0:02	SSA3	0.06016	0.81500	Oversupply
3/7/2022 12:53	0:02	SSA2	0.05567	0.92800	Oversupply
3/7/2022 12:54	0:02	SSA3	0.06016	0.81600	Oversupply
3/7/2022 12:55	0:02	SSA2	0.05613	0.73600	Oversupply
3/7/2022 12:56	0:02	SSA3	0.06016	0.82400	Oversupply
3/7/2022 12:57	0:02	SSA2	0.05613	0.86400	Oversupply
3/7/2022 12:58	0:02	SSA3	0.05869	1.11600	Oversupply
3/7/2022 12:59	0:02	SSA2	0.05069	1.09900	Oversupply
3/7/2022 13:00	0:02	SSA3	0.05033	1.08600	Oversupply
3/7/2022 13:01	0:02	SSA2	0.05117	0.95600	Oversupply
3/7/2022 13:02	0:02	SSA3	0.05075	1.17900	Oversupply
3/7/2022 13:03	0:02	SSA2	0.05033	1.23600	Oversupply
3/7/2022 13:04	0:02	SSA3	0.05075	1.70900	Oversupply
3/7/2022 13:05	0:02	SSA2	0.05075	1.94100	Oversupply
3/7/2022 13:06	0:02	SSA3	0.05075	1.63200	Oversupply
3/7/2022 13:07	0:02	SSA2	0.05075	1.02700	Oversupply
3/7/2022 13:08	0:02	SSA3	0.05117	1.00500	Oversupply
3/7/2022 13:09	0:02	SSA2	0.05033	1.34900	Oversupply
3/7/2022 13:10	0:02	SSA3	0.05075	1.59700	Oversupply
3/7/2022 13:11	0:02	SSA2	0.05075	1.47900	Oversupply
3/7/2022 13:12	0:02	SSA3	0.05033	1.41800	Oversupply
3/7/2022 13:13	0:02	SSA2	0.04780	1.32900	Oversupply
3/7/2022 13:14	0:02	SSA3	0.04597	1.43800	Oversupply
3/7/2022 13:15	0:01	KWPll	0.00037	0.02196	Oversupply
3/7/2022 13:15	0:02	SSA2	0.04537	1.02100	Oversupply
3/7/2022 13:16	0:02	SSA3	0.04439	1.05100	Oversupply
3/7/2022 13:17	0:02	SSA2	0.04537	1.55500	Oversupply
3/7/2022 13:18	0:02	SSA3	0.04403	1.84200	Oversupply
3/7/2022 13:19	0:02	SSA2	0.04500	1.45700	Oversupply
3/7/2022 13:20	0:02	SSA3	0.04403	1.64600	Oversupply
3/7/2022 13:21	0:02	SSA2	0.04537	1.63500	Oversupply
3/7/2022 13:22	0:02	SSA3	0.04403	1.62500	Oversupply
3/7/2022 13:24	0:02	SSA2	0.04537	1.60200	Oversupply
3/7/2022 13:24	0:02	SSA3	0.04367	1.48300	Oversupply
3/7/2022 13:26	0:02	SSA2	0.04500	1.17900	Oversupply
3/7/2022 13:26	0:02	SSA3	0.04439	1.46300	Oversupply
3/7/2022 13:28	0:02	SSA2	0.04528	2.02500	Oversupply
3/7/2022 13:28	0:02	SSA3	0.03685	1.68900	Oversupply
3/7/2022 13:30	0:02	SSA2	0.02633	1.69600	Oversupply
3/7/2022 13:30	0:02	SSA3	0.01849	1.86800	Oversupply
3/7/2022 13:32	0:02	SSA2	0.02655	2.03800	Oversupply
3/7/2022 13:32	0:02	SSA3	0.01849	2.41800	Oversupply
3/7/2022 13:34	0:02	SSA2	0.02633	2.09500	Oversupply
3/7/2022 13:34	0:02	SSA3	0.01849	2.35600	Oversupply
3/7/2022 13:36	0:02	SSA2	0.02655	2.10200	Oversupply
3/7/2022 13:36	0:02	SSA3	0.01849	2.44500	Oversupply
3/7/2022 13:38	0:02	SSA2	0.02655	2.10800	Oversupply
3/7/2022 13:38	0:02	SSA3	0.01849	2.29800	Oversupply
3/7/2022 13:40	0:02	SSA2	0.02633	2.09800	Oversupply
3/7/2022 13:40	0:02	SSA3	0.01849	2.35300	Oversupply
3/7/2022 13:42	0:02	SSA2	0.02633	2.10100	Oversupply





**Maui Curtailment Report**

March 2022

Start Date and Time	Duration (minutes)	IPP Curtailed	Estimated Curtailed MWH	Peak MW Curtailed	Reasons for Curtailment
3/7/2022 13:42	0:02	SSA3	0.01833	2.62700	Oversupply
3/7/2022 13:44	0:02	SSA2	0.02655	2.08100	Oversupply
3/7/2022 13:44	0:02	SSA3	0.02297	2.52300	Oversupply
3/7/2022 13:46	0:02	SSA2	0.02655	2.08500	Oversupply
3/7/2022 13:46	0:02	SSA3	0.02386	2.35400	Oversupply
3/7/2022 13:48	0:02	SSA2	0.02633	1.95700	Oversupply
3/7/2022 13:48	0:02	SSA3	0.02386	2.05400	Oversupply
3/7/2022 13:50	0:02	SSA2	0.02655	2.05400	Oversupply
3/7/2022 13:50	0:02	SSA3	0.02386	2.44700	Oversupply
3/7/2022 13:52	0:02	SSA2	0.02677	2.29700	Oversupply
3/7/2022 13:52	0:02	SSA3	0.02386	2.16300	Oversupply
3/7/2022 13:54	0:02	SSA2	0.02633	2.73200	Oversupply
3/7/2022 13:54	0:02	SSA3	0.02386	2.24200	Oversupply
3/7/2022 13:56	0:02	SSA2	0.02655	1.83300	Oversupply
3/7/2022 13:56	0:02	SSA3	0.02386	2.06900	Oversupply
3/7/2022 13:58	0:02	SSA2	0.02670	1.68100	Oversupply
3/7/2022 13:58	0:02	SSA3	0.02600	1.57600	Oversupply
3/7/2022 14:00	0:02	SSA2	0.02767	1.78500	Oversupply
3/7/2022 14:00	0:02	SSA3	0.02924	2.02000	Oversupply
3/7/2022 14:02	0:02	SSA2	0.02813	1.56300	Oversupply
3/7/2022 14:02	0:02	SSA3	0.02948	1.86000	Oversupply
3/7/2022 14:04	0:02	SSA2	0.02767	2.53400	Oversupply
3/7/2022 14:04	0:02	SSA3	0.02924	2.49500	Oversupply
3/7/2022 14:06	0:02	SSA2	0.02790	2.83500	Oversupply
3/7/2022 14:06	0:02	SSA3	0.02924	2.30700	Oversupply
3/7/2022 14:08	0:02	SSA2	0.02790	2.30700	Oversupply
3/7/2022 14:08	0:02	SSA3	0.02924	2.12800	Oversupply
3/7/2022 14:10	0:02	SSA2	0.02767	2.10100	Oversupply
3/7/2022 14:10	0:02	SSA3	0.02900	1.91700	Oversupply
3/7/2022 14:12	0:02	SSA2	0.02790	1.70100	Oversupply
3/7/2022 14:12	0:02	SSA3	0.02924	1.89700	Oversupply
3/7/2022 14:14	0:02	SSA2	0.01727	1.58100	Oversupply
3/7/2022 14:14	0:02	SSA3	0.01506	1.88300	Oversupply
3/7/2022 14:16	0:02	SSA2	0.01176	2.40400	Oversupply
3/7/2022 14:16	0:02	SSA3	0.01056	2.08300	Oversupply
3/7/2022 14:18	0:02	SSA2	0.01176	1.57200	Oversupply
3/7/2022 14:18	0:02	SSA3	0.01056	2.50200	Oversupply
3/7/2022 14:20	0:02	SSA2	0.01167	1.80800	Oversupply
3/7/2022 14:20	0:02	SSA3	0.01056	2.17200	Oversupply
3/7/2022 19:08	0:01	KWPPI	0.00043	0.02595	Oversupply
3/8/2022 2:09	2:44	KWPPI	13.54366	16.88141	Oversupply
3/8/2022 4:54	0:03	KWPPI	0.06233	16.04812	Oversupply
3/8/2022 4:59	0:01	KWPPI	0.01179	16.77862	Oversupply
3/8/2022 12:40	0:02	SSA2	0.01167	2.88000	Oversupply
3/8/2022 12:41	0:02	SSA3	-0.00141	1.32600	Oversupply
3/8/2022 12:42	0:02	SSA2	0.01176	1.40500	Oversupply
3/8/2022 14:40	0:02	SSA2	0.01115	0.95600	Oversupply
3/8/2022 14:42	0:10	BS250	Data is not available	Data is not available	Oversupply
3/8/2022 14:42	0:10	SSA3	0.18083	0.61400	Oversupply
3/8/2022 14:42	0:10	SSA2	0.08633	0.03100	Oversupply
3/8/2022 14:47	0:06	KWPPI	0.16149	14.29371	Oversupply
3/8/2022 14:52	0:02	SSA3	0.03828	-0.00400	Oversupply
3/8/2022 14:53	0:02	SSA2	0.01881	0.12300	Oversupply
3/8/2022 15:26	0:02	SSA3	0.00058	1.01900	Oversupply
3/8/2022 15:27	0:02	SSA2	0.00512	0.47500	Oversupply
3/8/2022 15:28	0:02	SSA3	0.00244	0.85100	Oversupply
3/8/2022 15:29	0:02	SSA2	0.02262	1.41200	Oversupply
3/8/2022 15:30	0:04	SSA3	0.04366	0.15600	Oversupply
3/8/2022 15:31	0:03	BS250	Data is not available	Data is not available	Oversupply
3/8/2022 15:31	0:04	SSA2	0.10044	0.03400	Oversupply
3/8/2022 15:33	0:02	KWPPI	0.02312	12.69898	Oversupply
3/8/2022 15:34	0:02	SSA3	0.02183	-0.00200	Oversupply
3/8/2022 15:35	0:02	SSA2	0.05043	-0.00200	Oversupply
3/8/2022 15:36	0:01	BS250	Data is not available	Data is not available	Oversupply
3/8/2022 15:36	0:02	SSA3	0.02183	-0.01200	Oversupply
3/8/2022 15:37	0:02	SSA2	0.05043	0.08300	Oversupply
3/8/2022 15:38	0:02	SSA3	0.02183	0.26900	Oversupply
3/8/2022 15:39	0:02	SSA2	0.05001	0.43800	Oversupply
3/8/2022 15:45	0:02	SSA2	0.05239	2.43400	Oversupply
3/8/2022 15:46	0:02	SSA3	0.04188	1.47400	Oversupply
3/8/2022 15:47	0:02	SSA2	0.05196	1.17500	Oversupply
3/8/2022 15:48	0:02	SSA3	0.04188	0.25800	Oversupply
3/8/2022 15:49	0:02	SSA2	0.05239	0.23100	Oversupply



**Maui Curtailment Report**

March 2022

Start Date and Time	Duration (minutes)	IPP Curtailed	Estimated Curtailed MWH	Peak MW Curtailed	Reasons for Curtailment
3/8/2022 15:50	0:01	BS250	Data is not available	Data is not available	Oversupply
3/8/2022 15:50	0:02	SSA3	0.04188	0.29000	Oversupply
3/8/2022 15:51	0:02	SSA2	0.05239	0.11200	Oversupply
3/8/2022 15:52	0:02	SSA3	0.04188	0.24400	Oversupply
3/8/2022 15:53	0:02	SSA2	0.05196	0.51200	Oversupply
3/8/2022 15:54	0:02	SSA3	0.04188	0.48800	Oversupply
3/8/2022 15:55	0:02	BS250	Data is not available	Data is not available	Oversupply
3/8/2022 15:55	0:02	SSA2	0.05239	0.03300	Oversupply
3/8/2022 15:56	0:01	KWPPII	0.00296	13.81470	Oversupply
3/8/2022 15:56	0:02	SSA3	0.04188	0.04900	Oversupply
3/8/2022 15:57	0:02	SSA2	0.05239	-0.00200	Oversupply
3/8/2022 15:58	0:02	SSA3	0.03022	0.39100	Oversupply
3/8/2022 15:59	0:02	SSA2	0.02311	-0.00200	Oversupply
3/8/2022 16:00	0:02	SSA3	0.00660	0.65200	Oversupply
3/8/2022 16:01	0:02	SSA2	0.00976	0.16000	Oversupply
3/8/2022 16:02	0:02	SSA3	0.00660	1.04100	Oversupply
3/8/2022 16:04	0:02	SSA3	0.00660	1.89200	Oversupply
3/9/2022 0:08	0:01	KWPPII	0.00845	8.13733	Oversupply
3/9/2022 0:11	0:19	KWPPII	0.45346	11.42359	Oversupply
3/9/2022 0:31	0:01	KWPPII	0.00257	12.14112	Oversupply
3/9/2022 0:38	0:01	KWPPII	0.00084	10.73800	Oversupply
3/9/2022 0:41	0:01	KWPPII	0.00015	11.39665	Oversupply
3/9/2022 0:46	0:03	KWPPII	0.01544	11.59724	Oversupply
3/9/2022 0:55	0:02	KWPPII	0.00182	11.77887	Oversupply
3/9/2022 1:54	0:02	KWPPII	0.00801	10.09432	Oversupply
3/9/2022 1:57	1:51	KWPPII	8.51042	15.16193	Oversupply
3/9/2022 3:53	0:04	KWPPII	0.06705	9.85780	Oversupply
3/9/2022 3:58	0:04	KWPPII	0.07579	10.63222	Oversupply
3/9/2022 4:46	0:04	KWPPII	0.02674	6.80007	Oversupply
3/9/2022 5:17	0:01	KWPPII	0.00013	0.08782	Oversupply
3/9/2022 9:23	0:02	SSA3	0.02476	1.83200	Oversupply
3/9/2022 9:25	0:02	SSA2	0.02030	0.15200	Oversupply
3/9/2022 9:25	0:02	SSA3	0.02496	0.08900	Oversupply
3/9/2022 9:26	0:07	BS250	Data is not available	Data is not available	Oversupply
3/9/2022 9:27	0:02	KWPPII	0.02822	2.93299	Oversupply
3/9/2022 9:27	0:04	SSA2	0.05894	-0.00200	Oversupply
3/9/2022 9:27	0:04	SSA3	0.06726	0.00200	Oversupply
3/9/2022 9:30	0:02	KWPPII	0.01156	3.26331	Oversupply
3/9/2022 9:31	0:02	SSA2	0.03777	-0.00200	Oversupply
3/9/2022 9:31	0:02	SSA3	0.05051	0.11700	Oversupply
3/9/2022 9:33	0:03	KWPPII	0.00867	3.12859	Oversupply
3/9/2022 9:33	0:04	SSA2	0.07554	-0.00200	Oversupply
3/9/2022 9:33	0:02	SSA3	0.05092	0.00400	Oversupply
3/9/2022 9:34	0:01	BS250	Data is not available	Data is not available	Oversupply
3/9/2022 9:35	0:02	SSA3	0.05051	0.02600	Oversupply
3/9/2022 9:37	0:02	SSA2	0.03746	-0.00200	Oversupply
3/9/2022 9:37	0:02	SSA3	0.05051	0.20100	Oversupply
3/9/2022 9:39	0:02	SSA2	0.03715	0.17900	Oversupply
3/9/2022 9:39	0:02	SSA3	0.05009	0.36500	Oversupply
3/9/2022 9:41	0:02	SSA2	0.03746	0.33100	Oversupply
3/9/2022 9:41	0:02	SSA3	0.05051	0.44000	Oversupply
3/10/2022 10:48	0:02	SSA2	-0.00094	1.60600	Oversupply
3/10/2022 10:49	0:02	SSA3	0.00255	2.22000	Oversupply
3/10/2022 10:50	0:02	SSA2	-0.00094	2.17200	Oversupply
3/10/2022 10:52	0:02	SSA2	-0.00094	2.41200	Oversupply
3/10/2022 14:41	0:01	BS250	Data is not available	Data is not available	Oversupply
3/10/2022 14:41	0:02	SSA2	0.00907	1.27800	Oversupply
3/10/2022 14:42	0:02	SSA3	0.00665	1.61700	Oversupply
3/10/2022 14:42	0:01	KWPPII	0.01366	2.96892	Oversupply
3/11/2022 7:55	0:01	KWPPII	0.00073	0.04391	Oversupply
3/11/2022 8:04	0:02	SSA3	0.02081	0.83500	Oversupply
3/11/2022 8:06	0:02	SSA2	0.00396	0.16400	Oversupply
3/11/2022 8:06	0:10	SSA3	0.08524	0.04300	Oversupply
3/11/2022 8:07	0:10	BS250	Data is not available	Data is not available	Oversupply
3/11/2022 8:07	0:10	KWPPII	0.28017	3.04975	Oversupply
3/11/2022 8:08	0:10	SSA2	0.01678	0.00000	Oversupply
3/11/2022 8:11	0:01	AWE	0.00553	9.50000	Oversupply
3/11/2022 8:14	0:01	AWE	0.00174	9.90000	Oversupply
3/11/2022 8:16	0:02	SSA3	0.00722	0.11800	Oversupply
3/11/2022 8:34	0:02	SSA2	0.01723	0.29600	Oversupply
3/11/2022 8:35	0:02	BS250	Data is not available	Data is not available	Oversupply
3/11/2022 8:35	0:02	SSA3	0.02595	0.07900	Oversupply
3/11/2022 8:36	0:02	KWPPII	0.00857	3.57667	Oversupply



**Maui Curtailment Report**

March 2022

Start Date and Time	Duration (minutes)	IPP Curtailed	Estimated Curtailed MWH	Peak MW Curtailed	Reasons for Curtailment
3/11/2022 8:36	0:04	SSA2	0.03431	0.00000	Oversupply
3/11/2022 8:37	0:02	SSA3	0.02595	0.12300	Oversupply
3/11/2022 8:38	0:02	BS250	Data is not available	Data is not available	Oversupply
3/11/2022 8:39	0:01	KWPPII	0.00699	3.65850	Oversupply
3/11/2022 8:39	0:02	SSA3	0.02595	0.00100	Oversupply
3/11/2022 8:40	0:02	SSA2	0.01723	0.11100	Oversupply
3/11/2022 8:44	0:02	SSA2	0.02158	0.70300	Oversupply
3/11/2022 8:45	0:02	SSA3	0.04821	0.92400	Oversupply
3/11/2022 8:46	0:02	SSA2	0.03914	0.58800	Oversupply
3/11/2022 8:47	2:54	BS250	Data is not available	Data is not available	Oversupply
3/11/2022 8:47	3:26	SSA3	8.03761	0.02000	Oversupply
3/11/2022 8:48	0:06	KWPPII	0.14027	5.34305	Oversupply
3/11/2022 8:48	2:49	SSA2	5.01605	0.00000	Oversupply
3/11/2022 8:56	2:31	KWPPII	12.24431	12.18004	Oversupply
3/11/2022 9:59	0:56	AWE	5.53626	18.10000	Oversupply
3/11/2022 10:57	0:07	AWE	0.10431	18.10000	Oversupply
3/11/2022 11:05	0:01	AWE	0.00023	16.90000	Oversupply
3/11/2022 11:07	0:02	AWE	0.03412	17.40000	Oversupply
3/11/2022 11:12	0:02	AWE	0.02395	17.70000	Oversupply
3/11/2022 11:16	0:38	AWE	0.84216	17.30000	Oversupply
3/11/2022 11:29	0:05	KWPPII	0.04147	1.03288	Oversupply
3/11/2022 11:37	0:02	SSA2	0.09646	0.00000	Oversupply
3/11/2022 11:39	0:42	SSA2	2.00517	-0.00100	Oversupply
3/11/2022 11:42	0:31	BS250	Data is not available	Data is not available	Oversupply
3/11/2022 11:43	0:06	KWPPII	0.16588	4.39200	Oversupply
3/11/2022 11:51	0:22	KWPPII	0.54934	3.40003	Oversupply
3/11/2022 11:55	0:11	AWE	0.29430	16.80000	Oversupply
3/11/2022 12:07	0:03	AWE	0.00568	15.60000	Oversupply
3/11/2022 12:12	0:02	SSA3	0.07020	0.21300	Oversupply
3/11/2022 12:14	0:08	BS250	Data is not available	Data is not available	Oversupply
3/11/2022 12:14	0:02	SSA3	0.06688	0.00600	Oversupply
3/11/2022 12:15	0:01	KWPPII	0.00341	2.90804	Oversupply
3/11/2022 12:16	0:02	SSA3	0.09109	0.03400	Oversupply
3/11/2022 12:17	0:06	KWPPII	0.03002	3.20244	Oversupply
3/11/2022 12:18	0:04	SSA3	0.18292	0.00000	Oversupply
3/11/2022 12:21	0:02	SSA2	0.09109	0.00400	Oversupply
3/11/2022 12:23	0:02	SSA3	0.09184	0.20700	Oversupply
3/11/2022 12:23	0:02	SSA2	0.09109	0.02900	Oversupply
3/11/2022 12:25	0:01	KWPPII	0.00101	3.73435	Oversupply
3/11/2022 12:25	0:02	SSA3	0.09184	0.05400	Oversupply
3/11/2022 12:25	0:02	SSA2	0.09109	0.01100	Oversupply
3/11/2022 12:26	0:01	BS250	Data is not available	Data is not available	Oversupply
3/11/2022 12:27	0:02	SSA3	0.09033	0.21900	Oversupply
3/11/2022 12:27	0:02	SSA2	0.09109	0.28300	Oversupply
3/11/2022 12:29	0:02	SSA3	0.08439	0.62100	Oversupply
3/11/2022 12:29	0:02	SSA2	0.08029	0.90800	Oversupply
3/11/2022 12:31	0:02	SSA3	0.05590	0.65500	Oversupply
3/11/2022 12:31	0:02	SSA2	0.08033	0.69700	Oversupply
3/11/2022 12:33	0:02	SSA3	0.05636	0.05600	Oversupply
3/11/2022 12:33	0:02	SSA2	0.07967	0.24000	Oversupply
3/11/2022 12:34	0:01	BS250	Data is not available	Data is not available	Oversupply
3/11/2022 12:35	0:02	SSA3	0.05590	0.67700	Oversupply
3/11/2022 12:35	0:02	SSA2	0.08033	0.69200	Oversupply
3/11/2022 12:37	0:02	SSA3	0.05544	1.11200	Oversupply
3/11/2022 12:37	0:02	SSA2	0.08033	1.27900	Oversupply
3/11/2022 12:39	0:02	SSA3	0.05590	1.43800	Oversupply
3/11/2022 12:39	0:02	SSA2	0.07967	0.74100	Oversupply
3/11/2022 12:41	0:01	BS250	Data is not available	Data is not available	Oversupply
3/11/2022 12:41	0:02	SSA3	0.05590	0.03800	Oversupply
3/11/2022 12:41	0:02	SSA2	0.08033	0.02400	Oversupply
3/11/2022 12:43	0:02	SSA3	0.05660	0.18200	Oversupply
3/11/2022 12:43	0:02	SSA2	0.08473	0.01900	Oversupply
3/11/2022 12:44	0:01	KWPPII	0.00996	1.90809	Oversupply
3/11/2022 12:45	0:02	SSA3	0.06645	0.32300	Oversupply
3/11/2022 12:45	0:02	SSA2	0.09184	0.11100	Oversupply
3/11/2022 12:47	0:02	SSA3	0.06591	0.20600	Oversupply
3/11/2022 12:47	0:02	SSA2	0.09033	0.26800	Oversupply
3/11/2022 12:49	0:01	BS250	Data is not available	Data is not available	Oversupply
3/11/2022 12:49	0:02	SSA3	0.06536	0.10600	Oversupply
3/11/2022 12:49	0:04	SSA2	0.18217	0.01600	Oversupply
3/11/2022 12:50	0:01	KWPPII	0.01174	2.01487	Oversupply
3/11/2022 12:51	0:02	SSA3	0.06591	0.20600	Oversupply
3/11/2022 12:52	0:02	BS250	Data is not available	Data is not available	Oversupply



**Maui Curtailment Report**

March 2022

Start Date and Time	Duration (minutes)	IPP Curtailed	Estimated Curtailed MWH	Peak MW Curtailed	Reasons for Curtailment
3/11/2022 12:52	0:02	KWP/II	0.01010	4.17445	Oversupply
3/11/2022 12:53	0:02	SSA3	0.06591	0.03000	Oversupply
3/11/2022 12:54	0:02	SSA2	0.09109	0.00500	Oversupply
3/11/2022 12:55	0:02	SSA3	0.06591	0.28900	Oversupply
3/11/2022 12:56	0:02	BS250	Data is not available	Data is not available	Oversupply
3/11/2022 12:56	0:02	SSA2	0.09109	0.02300	Oversupply
3/11/2022 12:57	0:02	KWP/II	0.02019	5.01672	Oversupply
3/11/2022 12:57	0:02	SSA3	0.06591	0.02500	Oversupply
3/11/2022 12:58	0:02	SSA2	0.09007	0.07200	Oversupply
3/11/2022 12:59	0:02	SSA3	0.06501	0.85500	Oversupply
3/11/2022 13:00	0:02	SSA2	0.08033	0.58500	Oversupply
3/11/2022 13:01	0:02	SSA3	0.02954	0.93200	Oversupply
3/11/2022 13:02	0:02	SSA2	0.08033	1.26200	Oversupply
3/11/2022 13:03	0:02	SSA3	0.02930	0.34200	Oversupply
3/11/2022 13:04	0:02	SSA2	0.07967	0.89700	Oversupply
3/11/2022 13:05	0:01	BS250	Data is not available	Data is not available	Oversupply
3/11/2022 13:05	0:02	SSA3	0.02954	0.00200	Oversupply
3/11/2022 13:06	0:02	SSA2	0.08033	0.01900	Oversupply
3/11/2022 13:07	0:02	SSA3	0.02930	0.24800	Oversupply
3/11/2022 13:08	0:02	SSA2	0.07967	0.11700	Oversupply
3/11/2022 13:09	0:02	SSA3	0.02930	0.29300	Oversupply
3/11/2022 13:10	0:02	SSA2	0.08033	0.12600	Oversupply
3/11/2022 13:11	0:02	SSA3	0.02906	0.10500	Oversupply
3/11/2022 13:12	0:02	SSA2	0.08033	0.24600	Oversupply
3/11/2022 13:13	0:01	BS250	Data is not available	Data is not available	Oversupply
3/11/2022 13:13	0:02	SSA3	0.02930	0.00100	Oversupply
3/11/2022 13:14	0:02	SSA2	0.07891	0.00600	Oversupply
3/11/2022 13:15	0:02	SSA3	0.04015	0.53100	Oversupply
3/11/2022 13:19	1:41	SSA3	2.88093	0.16900	Oversupply
3/11/2022 13:20	1:41	SSA2	4.71088	0.73600	Oversupply
3/11/2022 13:21	1:40	BS250	Data is not available	Data is not available	Oversupply
3/11/2022 13:22	1:34	KWP/II	15.32024	16.69978	Oversupply
3/11/2022 13:29	0:44	AWE	2.14382	17.60000	Oversupply
3/11/2022 14:16	0:01	AWE	0.00835	17.70000	Oversupply
3/11/2022 14:18	0:02	AWE	0.00848	17.30000	Oversupply
3/11/2022 14:22	0:08	AWE	0.17507	17.50000	Oversupply
3/11/2022 14:31	0:16	AWE	0.40284	17.40000	Oversupply
3/11/2022 14:57	0:04	KWP/II	0.19981	9.05545	Oversupply
3/11/2022 15:00	0:02	SSA3	0.01737	0.01000	Oversupply
3/11/2022 15:00	0:02	SSA2	0.05075	0.01200	Oversupply
3/11/2022 15:02	0:02	SSA3	0.01737	0.38500	Oversupply
3/11/2022 15:02	0:02	SSA2	0.05033	0.11900	Oversupply
3/11/2022 15:04	0:02	SSA3	0.01737	0.91100	Oversupply
3/11/2022 15:04	0:02	SSA2	0.05075	0.59200	Oversupply
3/11/2022 15:06	0:02	SSA2	0.05033	1.63300	Oversupply
3/11/2022 15:08	0:02	SSA2	0.05075	2.14800	Oversupply
3/11/2022 15:10	0:02	SSA3	0.01737	1.62200	Oversupply
3/11/2022 15:10	0:02	SSA2	0.05075	2.11100	Oversupply
3/11/2022 15:12	0:02	SSA3	0.01737	2.23100	Oversupply
3/11/2022 15:18	0:02	SSA3	0.00206	0.59400	Oversupply
3/11/2022 15:20	0:02	SSA3	0.00206	1.27700	Oversupply
3/11/2022 15:20	0:02	SSA2	0.02615	1.95300	Oversupply
3/11/2022 22:26	0:13	KWP/II	0.64712	13.26482	Oversupply
3/11/2022 23:08	0:06	KWP/II	0.17871	17.20575	Oversupply
3/12/2022 1:16	5:22	KWP/II	58.60263	19.23759	Oversupply
3/12/2022 1:19	0:03	AWE	0.02955	14.30000	Oversupply
3/12/2022 1:24	0:02	AWE	0.00647	13.10000	Oversupply
3/12/2022 1:27	0:01	AWE	0.00204	12.10000	Oversupply
3/12/2022 1:30	0:01	AWE	0.00171	12.10000	Oversupply
3/12/2022 1:32	0:21	AWE	1.20898	15.30000	Oversupply
3/12/2022 1:57	0:01	AWE	0.00343	15.40000	Oversupply
3/12/2022 2:37	0:01	AWE	0.01217	17.00000	Oversupply
3/12/2022 2:43	0:01	AWE	0.00452	16.40000	Oversupply
3/12/2022 2:46	0:14	AWE	0.40508	15.70000	Oversupply
3/12/2022 3:07	0:01	AWE	0.00155	14.80000	Oversupply
3/12/2022 3:09	0:23	AWE	0.85193	16.90000	Oversupply
3/12/2022 3:35	0:02	AWE	0.01861	16.50000	Oversupply
3/12/2022 3:38	0:01	AWE	0.00886	16.50000	Oversupply
3/12/2022 3:46	0:02	AWE	0.01828	17.00000	Oversupply
3/12/2022 3:51	0:02	AWE	0.01728	16.80000	Oversupply
3/12/2022 3:57	0:06	AWE	0.03679	15.40000	Oversupply
3/12/2022 4:11	0:01	AWE	0.01306	17.00000	Oversupply
3/12/2022 4:13	0:02	AWE	0.00390	15.60000	Oversupply



**Maui Curtailment Report**

March 2022

Start Date and Time	Duration (minutes)	IPP Curtailed	Estimated Curtailed MWH	Peak MW Curtailed	Reasons for Curtailment
3/12/2022 4:16	0:01	AWE	0.00642	15.00000	Oversupply
3/12/2022 4:21	0:02	AWE	0.01927	15.00000	Oversupply
3/12/2022 4:26	0:03	AWE	0.01239	14.00000	Oversupply
3/12/2022 4:39	0:01	AWE	0.00188	13.20000	Oversupply
3/12/2022 4:41	0:01	AWE	0.00289	13.30000	Oversupply
3/12/2022 4:44	0:02	AWE	0.00577	15.30000	Oversupply
3/12/2022 4:47	0:01	AWE	0.00372	14.10000	Oversupply
3/12/2022 4:49	0:16	AWE	0.22686	15.50000	Oversupply
3/12/2022 5:06	0:10	AWE	0.13547	15.10000	Oversupply
3/12/2022 5:18	0:01	AWE	0.00411	14.40000	Oversupply
3/12/2022 5:45	0:02	AWE	0.00504	17.90000	Oversupply
3/12/2022 6:20	0:17	BS250	Data is not available	Data is not available	Oversupply
3/12/2022 6:38	0:14	BS250	Data is not available	Data is not available	Oversupply
3/12/2022 6:39	0:13	KWPPII	0.39249	18.74559	Oversupply
3/12/2022 6:56	0:03	BS250	Data is not available	Data is not available	Oversupply
3/12/2022 6:57	0:07	KWPPII	0.10254	17.53407	Oversupply
3/12/2022 6:58	0:06	SSA3	0.00518	0.03700	Oversupply
3/12/2022 7:00	0:04	BS250	Data is not available	Data is not available	Oversupply
3/12/2022 7:06	0:01	BS250	Data is not available	Data is not available	Oversupply
3/12/2022 7:06	0:06	SSA2	0.00181	0.04000	Oversupply
3/12/2022 7:06	0:08	SSA3	0.00966	0.00300	Oversupply
3/12/2022 7:07	0:03	KWPPII	0.02656	18.01908	Oversupply
3/12/2022 7:08	0:04	BS250	Data is not available	Data is not available	Oversupply
3/12/2022 7:11	0:29	KWPPII	0.99543	18.89728	Oversupply
3/12/2022 7:13	0:26	BS250	Data is not available	Data is not available	Oversupply
3/12/2022 7:14	0:26	SSA2	0.05765	0.00300	Oversupply
3/12/2022 7:17	0:22	SSA3	0.14224	0.00600	Oversupply
3/12/2022 7:42	0:22	BS250	Data is not available	Data is not available	Oversupply
3/12/2022 7:42	0:22	SSA2	0.15949	0.02600	Oversupply
3/12/2022 7:43	0:21	KWPPII	1.87328	19.48807	Oversupply
3/12/2022 7:43	0:20	SSA3	0.23826	0.00100	Oversupply
3/12/2022 8:03	0:02	SSA3	0.02850	0.03100	Oversupply
3/12/2022 8:04	0:02	SSA2	0.01820	0.23900	Oversupply
3/12/2022 8:06	0:08	SSA2	0.07327	0.13800	Oversupply
3/12/2022 8:07	0:04	SSA3	0.05700	0.06000	Oversupply
3/12/2022 8:08	0:06	BS250	Data is not available	Data is not available	Oversupply
3/12/2022 8:09	0:02	KWPPII	0.03131	18.22167	Oversupply
3/12/2022 8:11	0:02	SSA3	0.02850	0.02100	Oversupply
3/12/2022 8:13	0:01	KWPPII	0.02462	18.01509	Oversupply
3/12/2022 8:13	0:02	SSA3	0.02058	0.01100	Oversupply
3/12/2022 8:14	0:02	SSA2	0.00675	0.08000	Oversupply
3/12/2022 8:15	0:01	KWPPII	0.00357	18.33843	Oversupply
3/12/2022 8:15	0:02	SSA3	0.00406	0.09400	Oversupply
3/12/2022 8:16	0:01	BS250	Data is not available	Data is not available	Oversupply
3/12/2022 8:16	0:02	SSA2	0.01217	0.13400	Oversupply
3/12/2022 8:17	0:02	SSA3	0.00406	0.42000	Oversupply
3/12/2022 8:49	0:02	SSA2	0.02773	0.76700	Oversupply
3/12/2022 8:49	0:02	SSA3	0.02682	0.08800	Oversupply
3/12/2022 8:50	0:06	BS250	Data is not available	Data is not available	Oversupply
3/12/2022 8:51	0:05	KWPPII	0.25040	16.27765	Oversupply
3/12/2022 8:51	0:06	SSA2	0.08296	0.01100	Oversupply
3/12/2022 8:51	0:04	SSA3	0.05365	-0.00100	Oversupply
3/12/2022 8:55	0:02	SSA3	0.02682	0.23800	Oversupply
3/12/2022 8:57	0:02	SSA2	0.02773	0.33400	Oversupply
3/12/2022 8:57	0:02	SSA3	0.02705	1.24400	Oversupply
3/12/2022 8:59	0:02	SSA2	0.01653	0.87500	Oversupply
3/12/2022 9:13	0:02	SSA2	0.02055	1.07200	Oversupply
3/12/2022 9:14	0:02	SSA3	0.03132	0.82700	Oversupply
3/12/2022 9:15	0:01	KWPPII	0.00157	16.33054	Oversupply
3/12/2022 9:15	0:02	SSA2	0.05469	0.02300	Oversupply
3/12/2022 9:16	0:02	SSA3	0.06182	0.39900	Oversupply
3/12/2022 9:17	3:20	BS250	Data is not available	Data is not available	Oversupply
3/12/2022 9:17	3:21	SSA2	7.79186	0.44900	Oversupply
3/12/2022 9:18	0:55	KWPPII	10.36759	20.35829	Oversupply
3/12/2022 9:18	0:55	SSA3	1.93586	0.01100	Oversupply
3/12/2022 9:50	0:01	AWE	0.00448	17.40000	Oversupply
3/12/2022 10:12	0:02	SSA3	0.08043	0.03100	Oversupply
3/12/2022 10:14	2:23	KWPPII	17.27303	16.23673	Oversupply
3/12/2022 10:14	2:23	SSA3	6.55794	0.01500	Oversupply
3/12/2022 10:36	0:01	AWE	0.00556	17.60000	Oversupply
3/12/2022 10:57	1:17	AWE	3.99100	19.90000	Oversupply
3/12/2022 12:15	0:05	AWE	0.03070	19.70000	Oversupply
3/12/2022 12:23	0:06	AWE	0.04294	20.50000	Oversupply



Maui Curtailment Report

March 2022

Start Date and Time	Duration (minutes)	IPP Curtailed	Estimated Curtailed MWH	Peak MW Curtailed	Reasons for Curtailment
3/12/2022 12:30	0:01	AWE	0.00090	20.10000	Oversupply
3/12/2022 12:37	0:02	SSA3	0.07361	1.00600	Oversupply
3/12/2022 12:38	0:02	SSA2	0.07567	0.92800	Oversupply
3/12/2022 12:39	0:02	SSA3	0.07361	1.50100	Oversupply
3/12/2022 12:40	0:02	SSA2	0.07630	1.53800	Oversupply
3/12/2022 12:41	0:02	SSA3	0.07361	0.80600	Oversupply
3/12/2022 12:42	0:02	SSA2	0.07630	0.36300	Oversupply
3/12/2022 12:43	0:02	SSA3	0.06552	1.33900	Oversupply
3/12/2022 12:44	0:02	SSA2	0.06589	1.25400	Oversupply
3/12/2022 12:45	0:02	SSA3	0.05479	0.86900	Oversupply
3/12/2022 12:46	0:02	SSA2	0.06285	0.82100	Oversupply
3/12/2022 12:47	0:02	SSA3	0.05433	0.01300	Oversupply
3/12/2022 12:48	0:01	BS250	Data is not available	Data is not available	Oversupply
3/12/2022 12:48	0:01	AWE	0.00447	17.60000	Oversupply
3/12/2022 12:48	0:02	SSA2	0.06285	0.01900	Oversupply
3/12/2022 12:49	0:02	SSA3	0.05479	0.68900	Oversupply
3/12/2022 12:50	0:02	SSA2	0.06285	0.72800	Oversupply
3/12/2022 12:51	0:02	SSA3	0.05479	0.60700	Oversupply
3/12/2022 12:52	0:02	SSA2	0.06233	0.82700	Oversupply
3/12/2022 12:53	0:02	SSA3	0.05479	0.87000	Oversupply
3/12/2022 12:54	0:02	SSA2	0.06285	0.71800	Oversupply
3/12/2022 12:55	0:02	SSA3	0.05479	1.93600	Oversupply
3/12/2022 12:56	0:02	SSA2	0.06285	1.28800	Oversupply
3/12/2022 12:59	0:02	SSA3	0.03991	2.83700	Oversupply
3/12/2022 13:00	0:02	SSA2	0.02790	2.02000	Oversupply
3/12/2022 13:01	0:02	SSA3	0.01509	1.94600	Oversupply
3/12/2022 13:02	0:02	SSA2	0.02790	2.10800	Oversupply
3/12/2022 13:04	0:02	SSA3	0.01497	2.04200	Oversupply
3/12/2022 13:04	0:02	SSA2	0.02790	1.78900	Oversupply
3/12/2022 13:06	0:02	SSA3	0.01497	1.16000	Oversupply
3/12/2022 13:06	0:02	SSA2	0.02767	1.86600	Oversupply
3/12/2022 13:08	0:02	SSA3	0.01497	1.12000	Oversupply
3/12/2022 13:08	0:02	SSA2	0.02790	2.18900	Oversupply
3/12/2022 13:12	0:02	SSA3	0.01497	2.39200	Oversupply
3/12/2022 13:12	0:02	SSA2	0.02790	2.18300	Oversupply
3/12/2022 13:14	0:02	SSA3	0.02700	2.14800	Oversupply
3/12/2022 13:14	0:02	SSA2	0.04770	2.17900	Oversupply
3/12/2022 13:16	0:02	SSA3	0.04288	1.24500	Oversupply
3/12/2022 13:16	0:02	SSA2	0.05210	1.71500	Oversupply
3/12/2022 13:18	0:02	SSA3	0.04288	1.16700	Oversupply
3/12/2022 13:18	0:02	SSA2	0.05167	1.29100	Oversupply
3/12/2022 13:20	0:02	SSA3	0.04288	1.35600	Oversupply
3/12/2022 13:20	0:02	SSA2	0.05210	1.11100	Oversupply
3/12/2022 13:22	0:02	SSA3	0.04288	0.71700	Oversupply
3/12/2022 13:22	0:02	SSA2	0.05210	1.15400	Oversupply
3/12/2022 13:24	0:02	SSA3	0.04288	0.80300	Oversupply
3/12/2022 13:24	0:02	SSA2	0.05167	0.71400	Oversupply
3/12/2022 13:26	0:02	SSA3	0.04288	0.79700	Oversupply
3/12/2022 13:26	0:02	SSA2	0.05210	0.50100	Oversupply
3/12/2022 13:30	0:02	SSA3	0.02470	1.14400	Oversupply
3/12/2022 13:30	0:02	SSA2	0.06016	2.02400	Oversupply
3/12/2022 13:32	0:02	SSA3	0.02470	1.03100	Oversupply
3/12/2022 13:34	0:02	SSA3	0.02491	0.89000	Oversupply
3/12/2022 13:34	0:02	SSA2	0.05967	0.98200	Oversupply
3/12/2022 13:36	0:04	SSA3	0.04920	0.57300	Oversupply
3/12/2022 13:36	0:02	SSA2	0.06016	0.58900	Oversupply
3/12/2022 13:38	0:02	SSA2	0.06016	0.52700	Oversupply
3/12/2022 13:40	0:02	SSA3	0.02470	0.64300	Oversupply
3/12/2022 13:40	0:02	SSA2	0.05967	1.12700	Oversupply
3/12/2022 13:42	0:02	SSA3	0.02470	0.42100	Oversupply
3/12/2022 13:42	0:02	SSA2	0.06016	1.04900	Oversupply
3/12/2022 13:44	0:02	SSA2	0.03083	2.05100	Oversupply
3/12/2022 13:46	0:02	SSA3	0.01784	0.81700	Oversupply
3/12/2022 13:46	0:02	SSA2	0.02790	2.12100	Oversupply
3/12/2022 13:48	0:02	SSA3	0.01784	0.75100	Oversupply
3/12/2022 13:48	0:02	SSA2	0.02767	2.05500	Oversupply
3/12/2022 13:50	0:02	SSA3	0.01784	0.94700	Oversupply
3/12/2022 13:50	0:02	SSA2	0.02790	2.11100	Oversupply
3/12/2022 13:54	0:02	SSA2	0.02767	2.13200	Oversupply
3/12/2022 13:56	0:02	SSA3	0.01784	2.63000	Oversupply
3/12/2022 13:56	0:02	SSA2	0.02790	2.13600	Oversupply
3/12/2022 13:58	0:02	SSA3	0.00881	1.92600	Oversupply
3/12/2022 13:58	0:02	SSA2	0.02767	1.88400	Oversupply



**Maui Curtailment Report**

March 2022

Start Date and Time	Duration (minutes)	IPP Curtailed	Estimated Curtailed MWH	Peak MW Curtailed	Reasons for Curtailment
3/12/2022 14:00	0:02	SSA3	0.01051	1.73300	Oversupply
3/12/2022 14:00	0:02	SSA2	0.02790	1.77300	Oversupply
3/12/2022 14:02	0:02	SSA3	0.01042	2.10500	Oversupply
3/12/2022 14:02	0:02	SSA2	0.02790	2.11600	Oversupply
3/12/2022 14:04	0:02	SSA2	0.02790	2.12300	Oversupply
3/12/2022 14:06	0:02	SSA2	0.02790	2.11500	Oversupply
3/12/2022 14:17	0:02	SSA2	0.02924	2.05500	Oversupply
3/13/2022 5:39	0:01	KWPPI	0.00572	5.51570	Oversupply
3/13/2022 5:42	0:02	KWPPI	0.03155	7.88484	Oversupply
3/13/2022 9:00	0:02	SSA3	0.01186	1.68500	Oversupply
3/13/2022 9:02	0:02	SSA3	0.01177	1.02000	Oversupply
3/13/2022 9:03	0:02	SSA2	0.01839	0.95400	Oversupply
3/13/2022 9:04	0:02	SSA3	0.01177	1.23800	Oversupply
3/13/2022 9:13	0:02	SSA3	0.01250	1.61600	Oversupply
3/13/2022 9:13	0:02	SSA2	0.02768	1.08300	Oversupply
3/13/2022 9:15	0:02	SSA3	0.06267	0.27200	Oversupply
3/13/2022 9:15	0:02	SSA2	0.05637	0.11500	Oversupply
3/13/2022 9:17	0:17	BS250	Data is not available	Data is not available	Oversupply
3/13/2022 9:17	0:18	SSA3	0.54167	0.03100	Oversupply
3/13/2022 9:17	0:16	SSA2	0.44137	0.03700	Oversupply
3/13/2022 9:18	0:02	KWPPI	0.00095	3.45792	Oversupply
3/13/2022 9:21	0:13	KWPPI	0.15040	3.46989	Oversupply
3/13/2022 9:33	0:02	SSA2	0.05042	0.00100	Oversupply
3/13/2022 9:35	0:02	SSA3	0.05516	0.86400	Oversupply
3/13/2022 9:35	0:02	SSA2	0.05084	0.74800	Oversupply
3/13/2022 9:37	0:02	SSA3	0.05516	1.58500	Oversupply
3/13/2022 9:37	0:02	SSA2	0.05042	1.17000	Oversupply
3/13/2022 9:39	0:02	SSA3	0.05516	0.72400	Oversupply
3/13/2022 9:39	0:02	SSA2	0.05084	0.07200	Oversupply
3/13/2022 9:41	4:16	BS250	Data is not available	Data is not available	Oversupply
3/13/2022 9:41	4:18	SSA3	11.79456	0.06600	Oversupply
3/13/2022 9:41	4:18	SSA2	11.40316	0.02000	Oversupply
3/13/2022 9:42	3:56	AWE	19.68743	20.40000	Oversupply
3/13/2022 10:15	0:02	KWPPI	0.00509	0.28442	Oversupply
3/13/2022 10:28	0:07	KWPPI	0.04128	0.83229	Oversupply
3/13/2022 10:47	0:04	KWPPI	0.02544	0.66164	Oversupply
3/13/2022 10:53	0:19	KWPPI	0.33692	1.86418	Oversupply
3/13/2022 11:14	0:03	KWPPI	0.00614	0.19560	Oversupply
3/13/2022 11:21	0:01	KWPPI	0.00078	0.04690	Oversupply
3/13/2022 11:25	0:02	KWPPI	0.00143	0.06287	Oversupply
3/13/2022 11:28	0:02	KWPPI	0.00103	0.04890	Oversupply
3/13/2022 11:40	2:17	KWPPI	2.42411	2.00988	Oversupply
3/13/2022 13:39	0:04	AWE	0.03449	19.80000	Oversupply
3/13/2022 13:46	0:01	AWE	0.00595	19.10000	Oversupply
3/13/2022 13:48	0:01	AWE	0.00336	19.90000	Oversupply
3/13/2022 13:51	0:02	AWE	0.01118	19.90000	Oversupply
3/13/2022 13:58	0:01	KWPPI	0.00394	0.87421	Oversupply
3/13/2022 13:59	0:02	SSA2	0.08550	0.41100	Oversupply
3/13/2022 13:59	0:02	SSA3	0.08322	0.43100	Oversupply
3/13/2022 14:01	0:02	SSA2	0.08167	0.31200	Oversupply
3/13/2022 14:01	0:02	SSA3	0.08033	0.12900	Oversupply
3/13/2022 14:03	0:02	SSA2	0.08100	0.19700	Oversupply
3/13/2022 14:03	0:02	SSA3	0.08033	0.55400	Oversupply
3/13/2022 14:05	0:02	SSA2	0.08167	0.61600	Oversupply
3/13/2022 14:05	0:02	SSA3	0.07967	0.82800	Oversupply
3/13/2022 14:07	0:02	SSA2	0.08167	0.15900	Oversupply
3/13/2022 14:07	0:02	SSA3	0.08033	0.02700	Oversupply
3/13/2022 14:08	0:01	BS250	Data is not available	Data is not available	Oversupply
3/13/2022 14:09	0:02	SSA2	0.08100	0.21600	Oversupply
3/13/2022 14:09	0:02	SSA3	0.08033	0.02400	Oversupply
3/13/2022 14:11	0:02	SSA2	0.08167	0.28700	Oversupply
3/13/2022 14:11	0:02	SSA3	0.08033	0.78000	Oversupply
3/13/2022 14:13	0:02	SSA2	0.07503	0.70600	Oversupply
3/13/2022 14:13	0:02	SSA3	0.06666	0.71500	Oversupply
3/13/2022 14:15	0:02	SSA2	0.04672	0.80500	Oversupply
3/13/2022 14:15	0:02	SSA3	0.03774	0.47600	Oversupply
3/13/2022 14:17	0:02	SSA2	0.04672	0.73900	Oversupply
3/13/2022 14:17	0:02	SSA3	0.03774	0.82400	Oversupply
3/13/2022 14:19	0:02	SSA2	0.04633	0.18900	Oversupply
3/13/2022 14:19	0:02	SSA3	0.03774	1.15300	Oversupply
3/13/2022 14:21	0:02	SSA2	0.04672	1.54700	Oversupply
3/13/2022 14:21	0:02	SSA3	0.03774	1.74800	Oversupply
3/13/2022 14:23	0:02	SSA2	0.04672	1.84700	Oversupply



**Maui Curtailment Report**

March 2022

Start Date and Time	Duration (minutes)	IPP Curtailed	Estimated Curtailed MWH	Peak MW Curtailed	Reasons for Curtailment
3/13/2022 14:23	0:02	SSA3	0.03774	1.81100	Oversupply
3/13/2022 14:27	0:02	SSA2	0.04672	1.97000	Oversupply
3/13/2022 14:29	0:02	SSA2	0.03683	1.97200	Oversupply
3/13/2022 14:29	0:02	SSA3	0.01231	1.91700	Oversupply
3/13/2022 14:31	0:02	SSA2	0.03327	1.32700	Oversupply
3/13/2022 14:31	0:02	SSA3	0.00886	1.47100	Oversupply
3/13/2022 14:33	0:02	SSA2	0.03300	1.96200	Oversupply
3/13/2022 14:33	0:02	SSA3	0.00879	2.40700	Oversupply
3/13/2022 18:30	0:01	KWPPII	0.00022	0.01297	Oversupply
3/13/2022 22:12	0:01	KWPPII	0.00168	20.78641	Oversupply
3/13/2022 22:57	0:31	KWPPII	2.58367	19.55992	Oversupply
3/13/2022 23:46	0:19	KWPPII	0.72627	18.97313	Oversupply
3/14/2022 0:13	0:25	KWPPII	0.84716	17.52110	Oversupply
3/14/2022 0:39	0:01	KWPPII	0.00174	15.84853	Oversupply
3/14/2022 0:44	0:11	KWPPII	0.38070	15.78665	Oversupply
3/14/2022 0:56	0:08	KWPPII	0.23514	17.34147	Oversupply
3/14/2022 1:06	0:23	KWPPII	1.52294	16.45528	Oversupply
3/14/2022 1:31	0:03	KWPPII	0.02320	14.50428	Oversupply
3/14/2022 1:39	0:01	KWPPII	0.00601	13.39755	Oversupply
3/14/2022 1:43	0:23	KWPPII	2.91423	15.14996	Oversupply
3/14/2022 1:53	0:01	AWE	0.01288	15.00000	Oversupply
3/14/2022 2:08	0:01	KWPPII	0.00502	8.64928	Oversupply
3/14/2022 2:10	1:08	KWPPII	5.35696	13.28278	Oversupply
3/14/2022 2:49	0:02	AWE	0.00945	16.30000	Oversupply
3/14/2022 3:19	0:07	KWPPII	0.09496	7.27310	Oversupply
3/14/2022 3:35	0:01	KWPPII	0.00058	7.26312	Oversupply
3/14/2022 3:40	0:01	KWPPII	0.00529	7.97366	Oversupply
3/14/2022 5:30	0:03	KWPPII	0.06557	12.99937	Oversupply
3/14/2022 5:36	0:54	KWPPII	4.67154	19.68467	Oversupply
3/14/2022 6:20	0:09	BS250	Data is not available	Data is not available	Oversupply
3/14/2022 8:29	0:02	SSA3	-0.00695	1.22600	Oversupply
3/14/2022 8:37	0:02	SSA3	-0.00132	1.37600	Oversupply
3/14/2022 8:45	0:02	SSA3	0.00655	1.41700	Oversupply
3/14/2022 8:47	0:02	SSA3	0.00655	1.22300	Oversupply
3/14/2022 8:47	0:02	SSA2	0.01013	1.01900	Oversupply
3/14/2022 8:49	0:02	SSA3	0.00649	1.34600	Oversupply
3/14/2022 8:51	0:02	SSA3	0.00660	1.38200	Oversupply
3/14/2022 8:53	0:02	SSA3	0.00655	0.82100	Oversupply
3/14/2022 8:53	0:02	SSA2	0.01013	0.74900	Oversupply
3/14/2022 8:55	0:02	SSA3	0.00655	1.51100	Oversupply
3/14/2022 8:55	0:02	SSA2	0.01021	0.72700	Oversupply
3/14/2022 8:57	0:02	SSA3	0.00655	0.92100	Oversupply
3/14/2022 8:57	0:02	SSA2	0.01034	0.54400	Oversupply
3/14/2022 8:59	0:02	SSA3	0.00166	1.31400	Oversupply
3/14/2022 9:00	0:02	SSA2	0.01407	0.57700	Oversupply
3/14/2022 9:01	0:02	SSA3	0.00985	0.97900	Oversupply
3/14/2022 9:02	0:02	SSA2	0.01419	0.86600	Oversupply
3/14/2022 9:07	0:02	SSA3	0.00985	1.50100	Oversupply
3/14/2022 9:08	0:02	SSA2	0.01419	0.80100	Oversupply
3/14/2022 9:09	0:02	SSA3	0.00985	0.64800	Oversupply
3/14/2022 9:10	0:02	SSA2	0.01407	0.39600	Oversupply
3/14/2022 9:14	0:02	SSA2	0.01199	0.47800	Oversupply
3/14/2022 9:15	0:02	SSA3	0.03194	0.48400	Oversupply
3/14/2022 9:16	0:02	SSA2	0.02433	0.49200	Oversupply
3/14/2022 9:17	0:02	SSA3	0.03194	0.03100	Oversupply
3/14/2022 9:18	0:03	BS250	Data is not available	Data is not available	Oversupply
3/14/2022 9:18	0:02	SSA2	0.02453	0.02800	Oversupply
3/14/2022 9:19	0:02	SSA3	0.03194	0.05900	Oversupply
3/14/2022 9:20	0:01	KWPPII	0.00262	2.06677	Oversupply
3/14/2022 9:20	0:02	SSA2	0.02453	0.03500	Oversupply
3/14/2022 9:22	0:02	SSA2	0.02433	1.00900	Oversupply
3/14/2022 9:24	0:02	SSA3	0.03194	0.63000	Oversupply
3/14/2022 9:24	0:02	SSA2	0.02453	1.34700	Oversupply
3/14/2022 9:26	0:02	SSA3	0.03194	2.03900	Oversupply
3/14/2022 9:26	0:02	SSA2	0.02453	1.24700	Oversupply
3/14/2022 9:28	0:02	SSA3	0.03287	0.76700	Oversupply
3/14/2022 9:28	0:02	SSA2	0.02633	0.89600	Oversupply
3/14/2022 9:30	0:02	SSA3	0.04772	0.66200	Oversupply
3/14/2022 9:30	0:02	SSA2	0.04959	0.62300	Oversupply
3/14/2022 9:31	5:07	BS250	Data is not available	Data is not available	Oversupply
3/14/2022 9:32	3:02	KWPPII	17.14467	10.58332	Oversupply
3/14/2022 9:32	5:07	SSA3	13.21541	0.00100	Oversupply
3/14/2022 9:32	5:06	SSA2	13.02527	0.00200	Oversupply





Maui Curtailment Report

March 2022

Start Date and Time	Duration (minutes)	IPP Curtailed	Estimated Curtailed MWH	Peak MW Curtailed	Reasons for Curtailment
3/14/2022 9:53	0:12	AWE	0.28615	8.60000	Oversupply
3/14/2022 10:07	0:15	AWE	0.46988	11.80000	Oversupply
3/14/2022 10:28	0:02	AWE	0.01014	12.60000	Oversupply
3/14/2022 10:32	0:07	AWE	0.19347	13.40000	Oversupply
3/14/2022 10:40	0:01	AWE	0.01265	11.60000	Oversupply
3/14/2022 10:42	0:02	AWE	0.00976	11.00000	Oversupply
3/14/2022 10:45	0:09	AWE	0.10553	12.10000	Oversupply
3/14/2022 10:56	0:02	AWE	0.05189	13.10000	Oversupply
3/14/2022 10:59	0:09	AWE	0.20142	12.40000	Oversupply
3/14/2022 11:09	2:29	AWE	15.09907	16.00000	Oversupply
3/14/2022 12:35	0:02	KWPPI	0.00620	0.35627	Oversupply
3/14/2022 12:38	0:01	KWPPI	0.00422	0.38122	Oversupply
3/14/2022 12:52	1:33	KWPPI	0.98128	1.88214	Oversupply
3/14/2022 13:39	0:59	AWE	3.75020	16.60000	Oversupply
3/14/2022 14:26	0:01	KWPPI	0.00124	0.20258	Oversupply
3/14/2022 14:28	0:04	KWPPI	0.00529	0.39419	Oversupply
3/14/2022 14:34	0:01	KWPPI	0.00021	0.14071	Oversupply
3/14/2022 14:36	0:02	KWPPI	0.01405	0.82431	Oversupply
3/14/2022 14:38	0:02	SSA2	0.09433	0.00900	Oversupply
3/14/2022 14:38	0:02	SSA3	0.07872	0.24900	Oversupply
3/14/2022 14:40	0:04	BS250	Data is not available	Data is not available	Oversupply
3/14/2022 14:40	0:03	KWPPI	0.02354	0.63470	Oversupply
3/14/2022 14:40	0:04	SSA2	0.19024	0.01200	Oversupply
3/14/2022 14:40	0:02	SSA3	0.08004	0.02500	Oversupply
3/14/2022 14:41	0:01	AWE	0.00156	16.00000	Oversupply
3/14/2022 14:42	0:02	SSA3	0.07938	0.05100	Oversupply
3/14/2022 14:44	0:02	SSA2	0.08773	0.12700	Oversupply
3/14/2022 14:44	0:04	SSA3	0.09617	0.08100	Oversupply
3/14/2022 14:45	0:04	BS250	Data is not available	Data is not available	Oversupply
3/14/2022 14:45	0:01	AWE	0.00805	16.40000	Oversupply
3/14/2022 14:46	0:02	SSA2	0.06725	0.06800	Oversupply
3/14/2022 14:48	0:04	AWE	0.03072	15.60000	Oversupply
3/14/2022 14:48	0:02	SSA2	0.06725	0.00500	Oversupply
3/14/2022 14:48	0:02	SSA3	0.04949	0.03200	Oversupply
3/14/2022 14:50	0:01	KWPPI	0.00153	0.09181	Oversupply
3/14/2022 14:50	0:02	SSA2	0.06725	-0.00100	Oversupply
3/14/2022 14:50	0:02	SSA3	0.04990	0.05000	Oversupply
3/14/2022 14:52	0:02	SSA2	0.06725	0.12500	Oversupply
3/14/2022 14:52	0:02	SSA3	0.04990	0.50200	Oversupply
3/14/2022 14:54	0:02	SSA2	0.06669	0.28300	Oversupply
3/14/2022 14:54	0:02	SSA3	0.04990	1.47900	Oversupply
3/14/2022 14:56	0:02	SSA2	0.06725	0.80500	Oversupply
3/14/2022 15:08	0:02	SSA2	0.02247	1.21200	Oversupply
3/14/2022 15:10	0:02	SSA2	0.02229	1.28200	Oversupply
3/14/2022 15:10	0:04	SSA3	0.02532	0.95300	Oversupply
3/14/2022 15:12	0:02	SSA2	0.02247	1.14200	Oversupply
3/14/2022 15:14	0:02	SSA2	0.01891	1.25800	Oversupply
3/14/2022 15:14	0:02	SSA3	0.02046	1.99500	Oversupply
3/14/2022 16:20	0:02	SSA2	0.03501	1.61400	Oversupply
3/14/2022 16:22	0:02	SSA2	0.03472	1.71100	Oversupply
3/14/2022 16:23	0:02	SSA3	0.01349	0.80000	Oversupply
3/14/2022 16:24	0:02	SSA2	0.03501	0.98100	Oversupply
3/14/2022 16:25	0:02	SSA3	0.01349	0.28600	Oversupply
3/14/2022 16:26	0:02	SSA2	0.03501	0.63100	Oversupply
3/14/2022 16:27	0:02	SSA3	0.01349	0.71900	Oversupply
3/14/2022 16:28	0:02	SSA2	0.03175	1.30200	Oversupply
3/14/2022 16:29	0:02	SSA3	0.00399	0.83400	Oversupply
3/14/2022 16:30	0:02	SSA2	0.02421	1.67200	Oversupply
3/14/2022 16:50	0:02	SSA2	0.01910	0.68600	Oversupply
3/14/2022 16:52	0:02	SSA2	0.01910	0.74800	Oversupply
3/14/2022 16:53	0:02	SSA3	0.00809	0.61100	Oversupply
3/14/2022 16:54	0:02	SSA2	0.01894	0.61600	Oversupply
3/14/2022 16:55	0:02	SSA3	0.00809	1.38600	Oversupply
3/14/2022 16:56	0:02	SSA2	0.01910	1.18300	Oversupply
3/14/2022 16:57	0:02	SSA3	0.00809	0.91900	Oversupply
3/14/2022 16:58	0:02	SSA2	0.01564	1.12900	Oversupply
3/15/2022 0:03	0:04	KWPPI	0.10236	14.63901	Oversupply
3/15/2022 0:12	0:03	KWPPI	0.06390	15.66890	Oversupply
3/15/2022 0:33	0:01	KWPPI	0.00469	12.64210	Oversupply
3/15/2022 0:37	0:26	KWPPI	1.32386	14.10710	Oversupply
3/15/2022 1:04	0:02	KWPPI	0.01127	10.94258	Oversupply
3/15/2022 9:00	0:02	SSA2	0.01519	0.91800	Oversupply
3/15/2022 9:08	0:02	SSA3	0.00150	1.50500	Oversupply



**Maui Curtailment Report**

**March 2022**

Start Date and Time	Duration (minutes)	IPP Curtailed	Estimated Curtailed MWH	Peak MW Curtailed	Reasons for Curtailment
3/15/2022 9:18	0:02	SSA3	0.04315	1.54600	Oversupply
3/15/2022 9:18	0:02	SSA2	0.04074	1.08600	Oversupply
3/15/2022 9:20	0:02	SSA3	0.04315	0.54700	Oversupply
3/15/2022 9:20	0:02	SSA2	0.04040	0.47000	Oversupply
3/15/2022 9:22	0:02	SSA3	0.04315	0.78000	Oversupply
3/15/2022 9:22	0:02	SSA2	0.04074	0.70000	Oversupply
3/15/2022 9:24	0:03	BS250	Data is not available	Data is not available	Oversupply
3/15/2022 9:24	0:01	AWE	0.00463	16.60000	Oversupply
3/15/2022 9:24	0:02	SSA3	0.04315	0.01100	Oversupply
3/15/2022 9:24	0:06	SSA2	0.12552	0.00400	Oversupply
3/15/2022 9:26	0:02	SSA3	0.04350	0.02900	Oversupply
3/15/2022 9:27	0:02	AWE	0.00637	16.40000	Oversupply
3/15/2022 9:28	0:02	SSA3	0.04659	0.01800	Oversupply
3/15/2022 9:29	0:02	BS250	Data is not available	Data is not available	Oversupply
3/15/2022 9:30	0:01	AWE	0.00062	16.00000	Oversupply
3/15/2022 9:30	0:02	SSA3	0.06173	0.01100	Oversupply
3/15/2022 9:30	0:02	SSA2	0.05960	0.00100	Oversupply
3/15/2022 9:32	0:02	SSA3	0.06173	0.61900	Oversupply
3/15/2022 9:32	0:02	SSA2	0.05911	0.12800	Oversupply
3/15/2022 9:34	0:02	SSA3	0.06173	0.73300	Oversupply
3/15/2022 9:34	0:02	SSA2	0.05960	0.11100	Oversupply
3/15/2022 9:36	0:02	SSA3	0.06173	0.00300	Oversupply
3/15/2022 9:36	0:02	SSA2	0.05960	0.20600	Oversupply
3/15/2022 9:37	0:01	BS250	Data is not available	Data is not available	Oversupply
3/15/2022 9:37	0:02	AWE	0.01005	13.90000	Oversupply
3/15/2022 9:38	0:02	SSA3	0.06173	0.05200	Oversupply
3/15/2022 9:38	0:02	SSA2	0.05911	0.09700	Oversupply
3/15/2022 9:39	2:26	BS250	Data is not available	Data is not available	Oversupply
3/15/2022 9:40	2:25	SSA3	6.28328	0.00300	Oversupply
3/15/2022 9:40	2:25	SSA2	6.02025	0.00000	Oversupply
3/15/2022 9:41	2:25	AWE	11.69219	19.00000	Oversupply
3/15/2022 12:05	0:02	SSA2	0.08302	0.25400	Oversupply
3/15/2022 12:05	0:02	SSA3	0.08167	0.48900	Oversupply
3/15/2022 12:07	0:02	SSA2	0.08233	0.62700	Oversupply
3/15/2022 12:07	0:02	SSA3	0.08167	0.55600	Oversupply
3/15/2022 12:09	0:02	SSA2	0.08302	0.73500	Oversupply
3/15/2022 12:09	0:02	SSA3	0.08167	0.79200	Oversupply
3/15/2022 12:11	0:02	SSA2	0.08233	0.79400	Oversupply
3/15/2022 12:11	0:02	SSA3	0.08168	0.97000	Oversupply
3/15/2022 12:13	0:02	SSA2	0.08649	0.79000	Oversupply
3/15/2022 12:13	0:02	SSA3	0.08603	0.52900	Oversupply
3/15/2022 12:15	0:01	AWE	0.00248	20.00000	Oversupply
3/15/2022 12:15	0:02	SSA2	0.09377	0.28500	Oversupply
3/15/2022 12:15	0:02	SSA3	0.09109	0.19100	Oversupply
3/15/2022 12:17	0:02	SSA2	0.09377	0.16800	Oversupply
3/15/2022 12:17	0:02	SSA3	0.09109	0.46300	Oversupply
3/15/2022 12:19	0:02	SSA2	0.09377	0.04600	Oversupply
3/15/2022 12:19	0:02	SSA3	0.09109	0.01100	Oversupply
3/15/2022 12:20	0:03	BS250	Data is not available	Data is not available	Oversupply
3/15/2022 12:21	0:01	AWE	0.00307	18.90000	Oversupply
3/15/2022 12:21	0:02	SSA2	0.09300	0.01300	Oversupply
3/15/2022 12:21	0:04	SSA3	0.18217	0.02000	Oversupply
3/15/2022 12:23	0:02	AWE	0.00324	19.60000	Oversupply
3/15/2022 12:23	0:02	SSA2	0.09377	0.00400	Oversupply
3/15/2022 12:25	0:02	SSA2	0.09377	0.09500	Oversupply
3/15/2022 12:26	0:02	SSA3	0.09109	0.56000	Oversupply
3/15/2022 12:27	0:02	SSA2	0.09300	0.19500	Oversupply
3/15/2022 12:28	0:02	SSA3	0.09069	0.08900	Oversupply
3/15/2022 12:29	0:01	BS250	Data is not available	Data is not available	Oversupply
3/15/2022 12:29	0:02	AWE	0.00844	18.90000	Oversupply
3/15/2022 12:29	0:02	SSA2	0.08094	0.00200	Oversupply
3/15/2022 12:30	0:02	SSA3	0.07495	0.11300	Oversupply
3/15/2022 12:31	0:02	BS250	Data is not available	Data is not available	Oversupply
3/15/2022 12:31	0:02	SSA2	0.07266	0.01000	Oversupply
3/15/2022 12:32	0:04	SSA3	0.14991	0.01100	Oversupply
3/15/2022 12:33	0:02	SSA2	0.07326	0.01800	Oversupply
3/15/2022 12:34	0:01	AWE	0.00634	19.90000	Oversupply
3/15/2022 12:35	0:02	SSA2	0.07326	0.03900	Oversupply
3/15/2022 12:36	0:02	SSA3	0.07495	0.13700	Oversupply
3/15/2022 12:37	0:02	SSA2	0.07326	0.47900	Oversupply
3/15/2022 12:38	0:02	SSA3	0.07495	0.66700	Oversupply
3/15/2022 12:39	0:02	SSA2	0.07266	0.48400	Oversupply
3/15/2022 12:40	0:02	SSA3	0.07495	0.46000	Oversupply



**Maui Curtailment Report**

March 2022

Start Date and Time	Duration (minutes)	IPP Curtailed	Estimated Curtailed MWH	Peak MW Curtailed	Reasons for Curtailment
3/15/2022 12:41	0:02	SSA2	0.07326	0.89800	Oversupply
3/15/2022 12:42	0:02	SSA3	0.07495	0.96900	Oversupply
3/15/2022 12:43	0:02	SSA2	0.07160	1.31100	Oversupply
3/15/2022 12:44	0:02	SSA3	0.06706	1.48500	Oversupply
3/15/2022 12:45	0:02	SSA2	0.07433	1.25400	Oversupply
3/15/2022 12:46	0:02	SSA3	0.06151	0.75200	Oversupply
3/15/2022 12:47	0:02	SSA2	0.07495	0.07200	Oversupply
3/15/2022 12:48	0:01	BS250	Data is not available	Data is not available	Oversupply
3/15/2022 12:48	0:02	SSA3	0.06151	0.01600	Oversupply
3/15/2022 12:49	0:02	SSA2	0.07495	0.11400	Oversupply
3/15/2022 12:50	0:02	SSA3	0.06151	0.85400	Oversupply
3/15/2022 12:51	0:02	SSA2	0.07495	0.14000	Oversupply
3/15/2022 12:52	0:02	SSA3	0.06151	1.15000	Oversupply
3/15/2022 12:53	0:02	SSA2	0.07495	0.12100	Oversupply
3/15/2022 12:54	0:02	SSA3	0.06151	1.17300	Oversupply
3/15/2022 12:55	0:02	SSA2	0.07433	0.74300	Oversupply
3/15/2022 12:56	0:02	SSA3	0.06151	1.74600	Oversupply
3/15/2022 12:57	0:02	SSA2	0.07495	1.48300	Oversupply
3/15/2022 12:58	0:02	SSA3	0.05891	1.44600	Oversupply
3/15/2022 12:59	0:02	SSA2	0.04789	1.51000	Oversupply
3/15/2022 13:00	0:02	SSA3	0.03689	1.98300	Oversupply
3/15/2022 13:02	0:02	SSA3	0.03689	1.99200	Oversupply
3/15/2022 13:05	0:02	SSA2	0.04672	2.05200	Oversupply
3/15/2022 13:06	0:02	SSA3	0.03689	2.11700	Oversupply
3/15/2022 13:07	0:02	SSA2	0.04633	1.29400	Oversupply
3/15/2022 13:08	0:02	SSA3	0.03689	0.90500	Oversupply
3/15/2022 13:09	0:02	SSA2	0.04672	0.39700	Oversupply
3/15/2022 13:10	0:02	SSA3	0.03689	0.61900	Oversupply
3/15/2022 13:11	0:02	SSA2	0.04633	0.94000	Oversupply
3/15/2022 13:12	0:02	SSA3	0.03659	1.09300	Oversupply
3/15/2022 13:13	0:02	SSA2	0.02872	1.57900	Oversupply
3/15/2022 13:14	0:02	SSA3	0.00949	1.71400	Oversupply
3/15/2022 13:16	0:02	SSA2	0.01042	1.90400	Oversupply
3/15/2022 13:16	0:02	SSA3	0.00500	2.20900	Oversupply
3/15/2022 13:18	0:02	SSA2	0.01033	2.07100	Oversupply
3/15/2022 13:22	0:02	SSA2	0.01033	2.78500	Oversupply
3/15/2022 13:22	0:02	SSA3	0.00504	2.61500	Oversupply
3/15/2022 15:04	0:01	KWP/II	0.00018	0.01098	Oversupply
3/16/2022 10:10	0:02	SSA3	-0.00053	2.40400	Oversupply
3/16/2022 10:17	0:02	SSA3	0.03994	1.73700	Oversupply
3/16/2022 10:17	0:02	SSA2	0.03965	0.26100	Oversupply
3/16/2022 10:19	0:02	SSA3	0.04027	0.40500	Oversupply
3/16/2022 10:19	0:02	SSA2	0.03965	0.15000	Oversupply
3/16/2022 10:21	0:02	SSA3	0.03994	0.56500	Oversupply
3/16/2022 10:21	0:02	SSA2	0.03932	0.61300	Oversupply
3/16/2022 10:23	0:02	SSA3	0.03994	1.26400	Oversupply
3/16/2022 10:23	0:02	SSA2	0.03997	1.24700	Oversupply
3/16/2022 10:25	0:02	SSA3	0.03994	1.41700	Oversupply
3/16/2022 10:25	0:02	SSA2	0.03932	1.39900	Oversupply
3/16/2022 10:27	0:02	SSA3	0.03994	1.63000	Oversupply
3/16/2022 10:27	0:02	SSA2	0.03965	1.53900	Oversupply
3/16/2022 10:29	0:02	SSA3	0.05020	1.68600	Oversupply
3/16/2022 10:29	0:02	SSA2	0.05245	1.81100	Oversupply
3/16/2022 10:31	0:02	SSA3	0.06208	1.66400	Oversupply
3/16/2022 10:31	0:02	SSA2	0.05973	1.40200	Oversupply
3/16/2022 10:33	0:02	SSA3	0.06208	1.51200	Oversupply
3/16/2022 10:33	0:02	SSA2	0.05973	1.44000	Oversupply
3/16/2022 10:35	0:02	SSA3	0.06208	1.27100	Oversupply
3/16/2022 10:35	0:02	SSA2	0.05924	1.28100	Oversupply
3/16/2022 10:37	0:02	SSA3	0.06208	0.71600	Oversupply
3/16/2022 10:37	0:02	SSA2	0.05973	0.58900	Oversupply
3/16/2022 10:39	0:02	SSA3	0.06208	0.16400	Oversupply
3/16/2022 10:39	0:02	SSA2	0.05973	0.26200	Oversupply
3/16/2022 10:40	0:01	BS250	Data is not available	Data is not available	Oversupply
3/16/2022 10:41	0:01	KWP/II	0.00412	0.28741	Oversupply
3/16/2022 10:41	0:02	SSA3	0.06208	0.17600	Oversupply
3/16/2022 10:41	0:02	SSA2	0.05973	0.12100	Oversupply
3/16/2022 10:43	0:02	SSA3	0.06568	0.68500	Oversupply
3/16/2022 10:43	0:02	SSA2	0.06698	0.11900	Oversupply
3/16/2022 10:45	0:02	SSA3	0.09014	0.92400	Oversupply
3/16/2022 10:45	0:02	SSA2	0.08616	0.13600	Oversupply
3/16/2022 10:47	0:04	BS250	Data is not available	Data is not available	Oversupply
3/16/2022 10:47	0:04	SSA3	0.18028	0.03500	Oversupply



**Maui Curtailment Report**

**March 2022**

Start Date and Time	Duration (minutes)	IPP Curtailed	Estimated Curtailed MWH	Peak MW Curtailed	Reasons for Curtailment
3/16/2022 10:47	0:02	SSA2	0.08616	0.02200	Oversupply
3/16/2022 10:48	0:02	AWE	0.01145	16.60000	Oversupply
3/16/2022 10:49	0:02	SSA2	0.08545	0.02300	Oversupply
3/16/2022 10:50	0:01	KWP/II	0.00098	0.05888	Oversupply
3/16/2022 10:51	0:40	SSA3	1.87943	0.03900	Oversupply
3/16/2022 10:51	0:40	SSA2	1.82133	0.00600	Oversupply
3/16/2022 10:52	0:39	BS250	Data is not available	Data is not available	Oversupply
3/16/2022 10:52	0:06	AWE	0.05616	15.20000	Oversupply
3/16/2022 10:59	0:07	KWP/II	0.01733	0.30837	Oversupply
3/16/2022 10:59	0:37	AWE	1.46614	17.50000	Oversupply
3/16/2022 11:09	0:02	KWP/II	0.00333	0.14071	Oversupply
3/16/2022 11:18	0:03	KWP/II	0.00700	0.23452	Oversupply
3/16/2022 11:26	0:03	KWP/II	0.00053	0.01397	Oversupply
3/16/2022 11:31	0:04	SSA3	0.17142	0.02100	Oversupply
3/16/2022 11:31	0:04	SSA2	0.17071	0.04200	Oversupply
3/16/2022 11:32	0:04	BS250	Data is not available	Data is not available	Oversupply
3/16/2022 11:35	0:02	SSA3	0.08571	0.19200	Oversupply
3/16/2022 11:35	0:02	SSA2	0.08500	0.06100	Oversupply
3/16/2022 11:37	0:02	SSA3	0.08571	0.95200	Oversupply
3/16/2022 11:37	0:02	SSA2	0.08571	0.65000	Oversupply
3/16/2022 11:39	0:02	SSA3	0.08571	0.32300	Oversupply
3/16/2022 11:39	0:02	SSA2	0.08500	0.32800	Oversupply
3/16/2022 11:41	0:02	SSA3	0.08500	0.75900	Oversupply
3/16/2022 11:41	0:02	SSA2	0.08571	0.84100	Oversupply
3/16/2022 11:43	0:02	SSA3	0.07971	0.26700	Oversupply
3/16/2022 11:44	0:03	BS250	Data is not available	Data is not available	Oversupply
3/16/2022 11:44	0:02	SSA2	0.08100	0.14800	Oversupply
3/16/2022 11:45	0:02	KWP/II	0.01901	0.92510	Oversupply
3/16/2022 11:45	0:02	SSA3	0.06957	-0.00200	Oversupply
3/16/2022 11:46	0:02	SSA2	0.07764	0.00200	Oversupply
3/16/2022 11:47	0:02	SSA3	0.06900	0.59800	Oversupply
3/16/2022 11:48	0:02	SSA2	0.07764	0.11200	Oversupply
3/16/2022 11:49	0:02	SSA3	0.06957	0.96800	Oversupply
3/16/2022 11:50	0:02	SSA2	0.07828	0.13000	Oversupply
3/16/2022 11:51	0:02	SSA3	0.06957	1.49500	Oversupply
3/16/2022 11:52	0:02	SSA2	0.07700	1.09000	Oversupply
3/16/2022 11:53	0:02	SSA3	0.06957	1.10800	Oversupply
3/16/2022 11:54	0:02	SSA2	0.07764	0.69300	Oversupply
3/16/2022 11:55	0:02	SSA3	0.06957	0.90400	Oversupply
3/16/2022 11:56	0:02	SSA2	0.07764	1.09900	Oversupply
3/16/2022 11:57	0:02	SSA3	0.07015	0.32400	Oversupply
3/16/2022 11:58	0:02	SSA2	0.07741	0.16200	Oversupply
3/16/2022 11:59	0:02	SSA3	0.07209	0.68500	Oversupply
3/16/2022 12:00	0:02	SSA2	0.07300	0.48100	Oversupply
3/16/2022 12:01	0:02	SSA3	0.07167	0.34200	Oversupply
3/16/2022 12:02	0:02	SSA2	0.07361	0.66200	Oversupply
3/16/2022 12:03	0:02	SSA3	0.07226	0.26100	Oversupply
3/16/2022 12:04	0:02	SSA2	0.07361	0.12900	Oversupply
3/16/2022 12:05	0:02	SSA3	0.07226	0.84800	Oversupply
3/16/2022 12:06	0:02	SSA2	0.07361	0.86600	Oversupply
3/16/2022 12:07	0:02	SSA3	0.07226	1.19500	Oversupply
3/16/2022 12:08	0:02	SSA2	0.07300	1.60100	Oversupply
3/16/2022 12:09	0:02	SSA3	0.07226	0.84600	Oversupply
3/16/2022 12:10	0:02	SSA2	0.07361	0.95300	Oversupply
3/16/2022 12:11	0:02	SSA3	0.07286	0.86300	Oversupply
3/16/2022 12:12	0:02	SSA2	0.07361	0.93900	Oversupply
3/16/2022 12:13	0:02	SSA3	0.07226	0.55000	Oversupply
3/16/2022 12:14	0:02	SSA2	0.07280	0.51200	Oversupply
3/16/2022 12:16	0:02	SSA3	0.07226	0.52700	Oversupply
3/16/2022 12:16	0:02	SSA2	0.07167	0.63200	Oversupply
3/16/2022 12:18	0:02	SSA3	0.07226	0.71500	Oversupply
3/16/2022 12:18	0:02	SSA2	0.07226	0.76200	Oversupply
3/16/2022 12:20	0:02	SSA3	0.07226	0.44000	Oversupply
3/16/2022 12:20	0:02	SSA2	0.07167	0.17800	Oversupply
3/16/2022 12:22	0:02	SSA3	0.07286	0.79000	Oversupply
3/16/2022 12:22	0:02	SSA2	0.07226	0.49100	Oversupply
3/16/2022 12:24	0:02	SSA3	0.07167	1.13400	Oversupply
3/16/2022 12:24	0:02	SSA2	0.07226	0.92000	Oversupply
3/16/2022 12:26	0:02	SSA3	0.07226	1.21200	Oversupply
3/16/2022 12:26	0:02	SSA2	0.07167	1.31200	Oversupply
3/16/2022 12:28	0:01	BS250	Data is not available	Data is not available	Oversupply
3/16/2022 12:28	0:02	SSA3	0.07289	0.15300	Oversupply
3/16/2022 12:28	0:02	SSA2	0.07453	0.22000	Oversupply



**Maui Curtailment Report**

March 2022

Start Date and Time	Duration (minutes)	IPP Curtailed	Estimated Curtailed MWH	Peak MW Curtailed	Reasons for Curtailment
3/16/2022 12:30	0:02	SSA3	0.08302	0.57000	Oversupply
3/16/2022 12:30	0:02	SSA2	0.08840	0.57600	Oversupply
3/16/2022 12:32	0:02	SSA3	0.08233	0.23000	Oversupply
3/16/2022 12:32	0:02	SSA2	0.08767	0.06300	Oversupply
3/16/2022 12:34	0:02	SSA3	0.08302	0.49900	Oversupply
3/16/2022 12:34	0:02	SSA2	0.08840	0.45400	Oversupply
3/16/2022 12:35	0:03	KWP11	0.00383	0.20258	Oversupply
3/16/2022 12:36	0:01	BS250	Data is not available	Data is not available	Oversupply
3/16/2022 12:36	0:02	AWE	0.01047	20.00000	Oversupply
3/16/2022 12:36	0:02	SSA3	0.08302	0.01600	Oversupply
3/16/2022 12:36	0:02	SSA2	0.08840	0.00300	Oversupply
3/16/2022 12:38	0:02	SSA3	0.08371	0.29100	Oversupply
3/16/2022 12:38	0:02	SSA2	0.08840	0.08800	Oversupply
3/16/2022 12:40	0:02	SSA3	0.08302	0.68300	Oversupply
3/16/2022 12:40	0:02	SSA2	0.08767	0.13400	Oversupply
3/16/2022 12:42	0:02	SSA3	0.08371	0.32600	Oversupply
3/16/2022 12:42	0:02	SSA2	0.08840	0.26100	Oversupply
3/16/2022 12:44	0:02	SSA3	0.07120	0.82100	Oversupply
3/16/2022 12:44	0:02	SSA2	0.07364	0.54300	Oversupply
3/16/2022 12:46	0:02	SSA3	0.06420	1.33100	Oversupply
3/16/2022 12:46	0:02	SSA2	0.06633	1.43100	Oversupply
3/16/2022 12:48	0:02	SSA3	0.06420	1.51000	Oversupply
3/16/2022 12:48	0:02	SSA2	0.06689	0.68900	Oversupply
3/16/2022 12:50	0:02	SSA3	0.06367	1.69600	Oversupply
3/16/2022 12:50	0:02	SSA2	0.06633	0.90500	Oversupply
3/16/2022 12:52	0:02	SSA3	0.06420	0.77400	Oversupply
3/16/2022 12:52	0:02	SSA2	0.06689	0.23600	Oversupply
3/16/2022 12:54	0:02	SSA3	0.06420	0.63900	Oversupply
3/16/2022 12:54	0:02	SSA2	0.06689	0.53200	Oversupply
3/16/2022 12:56	0:02	SSA3	0.06420	0.34200	Oversupply
3/16/2022 12:56	0:02	SSA2	0.06689	0.51600	Oversupply
3/16/2022 12:58	0:02	SSA3	0.06640	0.71200	Oversupply
3/16/2022 12:58	0:02	SSA2	0.07093	0.58000	Oversupply
3/16/2022 13:00	0:02	SSA3	0.07630	0.13900	Oversupply
3/16/2022 13:00	0:02	SSA2	0.08367	0.19100	Oversupply
3/16/2022 13:02	0:02	SSA3	0.07693	0.25500	Oversupply
3/16/2022 13:02	0:02	SSA2	0.08436	0.37400	Oversupply
3/16/2022 13:04	0:02	SSA3	0.07567	0.61300	Oversupply
3/16/2022 13:04	0:02	SSA2	0.08367	0.66800	Oversupply
3/16/2022 13:06	0:02	SSA3	0.07693	0.82500	Oversupply
3/16/2022 13:06	0:02	SSA2	0.08436	0.79400	Oversupply
3/16/2022 13:07	0:02	BS250	Data is not available	Data is not available	Oversupply
3/16/2022 13:08	0:02	SSA3	0.07630	0.01600	Oversupply
3/16/2022 13:08	0:02	SSA2	0.08436	0.00200	Oversupply
3/16/2022 13:10	0:02	SSA3	0.07630	0.72900	Oversupply
3/16/2022 13:10	0:02	SSA2	0.08367	0.14300	Oversupply
3/16/2022 13:12	0:02	SSA3	0.07630	0.88300	Oversupply
3/16/2022 13:12	0:02	SSA2	0.08436	0.14200	Oversupply
3/16/2022 13:14	0:02	SSA3	0.04697	0.99000	Oversupply
3/16/2022 13:14	0:02	SSA2	0.05026	0.75700	Oversupply
3/16/2022 13:16	0:02	SSA3	0.03731	1.65000	Oversupply
3/16/2022 13:16	0:02	SSA2	0.03967	2.34600	Oversupply
3/16/2022 13:18	0:02	SSA3	0.03700	1.13700	Oversupply
3/16/2022 13:18	0:02	SSA2	0.04000	0.79100	Oversupply
3/16/2022 13:20	0:02	SSA3	0.03731	1.93000	Oversupply
3/16/2022 13:20	0:02	SSA2	0.03967	1.53100	Oversupply
3/16/2022 13:22	0:02	SSA3	0.03731	1.43700	Oversupply
3/16/2022 13:22	0:02	SSA2	0.03967	1.22900	Oversupply
3/16/2022 13:24	0:02	SSA2	0.04033	1.58700	Oversupply
3/16/2022 13:24	0:02	SSA3	0.03731	1.68900	Oversupply
3/16/2022 13:26	0:02	SSA3	0.03731	2.13200	Oversupply
3/16/2022 13:26	0:02	SSA2	0.04000	2.04000	Oversupply
3/16/2022 13:28	0:02	SSA3	0.02703	2.41300	Oversupply
3/16/2022 13:28	0:02	SSA2	0.02898	2.38700	Oversupply
3/16/2022 13:30	0:02	SSA2	0.00504	2.90000	Oversupply
3/16/2022 13:30	0:02	SSA3	0.00373	2.87600	Oversupply
3/16/2022 13:44	0:02	SSA2	0.00733	1.50000	Oversupply
3/16/2022 13:44	0:02	SSA3	0.00493	2.25900	Oversupply
3/16/2022 13:46	0:02	SSA2	0.00767	2.70200	Oversupply
3/16/2022 13:46	0:02	SSA3	0.00504	2.75900	Oversupply
3/16/2022 13:48	0:02	SSA2	0.00773	1.61600	Oversupply
3/16/2022 13:48	0:02	SSA3	0.00500	1.84100	Oversupply
3/17/2022 1:52	0:01	AWE	0.00167	0.10000	Oversupply



**Maui Curtailment Report**

March 2022

Start Date and Time	Duration (minutes)	IPP Curtailed	Estimated Curtailed MWH	Peak MW Curtailed	Reasons for Curtailment
3/17/2022 3:48	0:23	KWPII	1.19313	18.65178	Oversupply
3/17/2022 4:37	0:22	KWPII	0.58890	19.38129	Oversupply
3/17/2022 8:50	0:02	SSA3	0.00116	0.98100	Oversupply
3/17/2022 8:51	0:02	SSA2	0.00416	0.14100	Oversupply
3/17/2022 9:35	0:02	SSA2	0.00820	0.53800	Oversupply
3/17/2022 9:37	0:02	SSA3	0.00007	1.71500	Oversupply
3/17/2022 9:57	0:02	SSA3	0.00523	1.56800	Oversupply
3/17/2022 9:57	0:02	SSA2	0.01427	0.61900	Oversupply
3/17/2022 9:59	0:02	SSA3	-0.00256	1.37300	Oversupply
3/17/2022 9:59	0:02	SSA2	-0.00145	0.94300	Oversupply
3/17/2022 10:16	0:02	SSA2	0.01324	0.92400	Oversupply
3/17/2022 10:18	0:02	SSA2	0.01314	0.56800	Oversupply
3/17/2022 10:19	0:02	SSA3	0.02047	1.45100	Oversupply
3/17/2022 10:20	0:02	SSA2	0.01324	0.54200	Oversupply
3/17/2022 10:21	0:02	SSA3	0.02047	0.97900	Oversupply
3/17/2022 10:22	0:02	SSA2	0.01324	0.52300	Oversupply
3/17/2022 10:23	0:02	SSA3	0.02047	1.12900	Oversupply
3/17/2022 10:24	0:02	SSA2	0.01324	0.46900	Oversupply
3/17/2022 10:25	0:02	SSA3	0.02047	1.39500	Oversupply
3/17/2022 10:26	0:02	SSA2	0.01314	0.54500	Oversupply
3/17/2022 10:27	0:02	SSA3	0.02047	1.32500	Oversupply
3/17/2022 10:28	0:02	SSA2	0.01396	0.80700	Oversupply
3/17/2022 10:29	0:01	KWPII	0.00007	0.00399	Oversupply
3/17/2022 10:29	0:02	SSA3	0.05881	1.15300	Oversupply
3/17/2022 10:30	0:02	SSA2	0.06130	1.11100	Oversupply
3/17/2022 10:31	0:02	SSA3	0.06581	1.06500	Oversupply
3/17/2022 10:32	0:02	SSA2	0.06079	1.10100	Oversupply
3/17/2022 10:33	0:02	SSA3	0.06581	0.40600	Oversupply
3/17/2022 10:34	0:02	SSA2	0.06130	0.41500	Oversupply
3/17/2022 10:35	0:02	SSA3	0.06527	0.29100	Oversupply
3/17/2022 10:36	0:02	SSA2	0.06181	0.28100	Oversupply
3/17/2022 10:37	0:28	BS250	Data is not available	Data is not available	Oversupply
3/17/2022 10:37	0:28	SSA3	0.90148	-0.00400	Oversupply
3/17/2022 10:38	0:27	AWE	1.33218	21.00000	Oversupply
3/17/2022 10:38	0:28	SSA2	0.97612	0.00300	Oversupply
3/17/2022 11:06	0:02	SSA3	0.03442	-0.00300	Oversupply
3/17/2022 11:06	0:02	SSA2	0.05633	0.42100	Oversupply
3/17/2022 11:08	0:02	SSA3	0.03442	0.62100	Oversupply
3/17/2022 11:08	0:02	SSA2	0.05633	1.32500	Oversupply
3/17/2022 11:32	0:02	SSA2	0.04241	1.83500	Oversupply
3/17/2022 11:32	0:02	SSA3	0.03669	2.31700	Oversupply
3/17/2022 11:34	0:02	SSA3	0.03669	1.86800	Oversupply
3/17/2022 11:36	0:02	SSA3	0.03669	1.59200	Oversupply
3/17/2022 11:38	0:02	SSA3	0.03669	1.47100	Oversupply
3/17/2022 11:40	0:02	SSA2	0.04277	0.94200	Oversupply
3/17/2022 11:40	0:02	SSA3	0.03669	1.05400	Oversupply
3/17/2022 11:42	0:02	SSA2	0.04241	0.81200	Oversupply
3/17/2022 11:42	0:02	SSA3	0.03669	0.64400	Oversupply
3/17/2022 11:44	0:02	SSA2	0.07443	1.01000	Oversupply
3/17/2022 11:44	0:02	SSA3	0.07069	0.68800	Oversupply
3/17/2022 11:46	0:02	SSA2	0.08900	0.59100	Oversupply
3/17/2022 11:46	0:02	SSA3	0.07592	0.60700	Oversupply
3/17/2022 11:48	0:02	SSA2	0.08974	0.77500	Oversupply
3/17/2022 11:48	0:02	SSA3	0.07655	0.57400	Oversupply
3/17/2022 11:50	0:10	SSA2	0.45019	0.04500	Oversupply
3/17/2022 11:50	0:10	SSA3	0.38447	0.02400	Oversupply
3/17/2022 11:51	0:10	BS250	Data is not available	Data is not available	Oversupply
3/17/2022 11:51	0:10	AWE	0.10958	21.00000	Oversupply
3/17/2022 11:53	0:04	KWPII	0.00662	0.15468	Oversupply
3/17/2022 12:00	0:02	SSA2	0.09261	0.02700	Oversupply
3/17/2022 12:00	0:02	SSA3	0.07392	-0.00300	Oversupply
3/17/2022 12:02	0:02	SSA2	0.09338	0.13300	Oversupply
3/17/2022 12:02	0:02	SSA3	0.07453	0.32700	Oversupply
3/17/2022 12:04	0:15	BS250	Data is not available	Data is not available	Oversupply
3/17/2022 12:04	0:06	SSA2	0.27937	0.00100	Oversupply
3/17/2022 12:04	0:06	SSA3	0.22422	0.00600	Oversupply
3/17/2022 12:05	0:15	AWE	0.30990	21.00000	Oversupply
3/17/2022 12:06	0:01	KWPII	0.00072	0.04291	Oversupply
3/17/2022 12:10	0:01	KWPII	0.00006	0.15867	Oversupply
3/17/2022 12:10	0:12	SSA2	0.55933	0.00100	Oversupply
3/17/2022 12:10	0:12	SSA3	0.50493	0.06500	Oversupply
3/17/2022 12:17	0:02	KWPII	0.00964	0.49598	Oversupply
3/17/2022 12:20	0:03	BS250	Data is not available	Data is not available	Oversupply



**Maui Curtailment Report**

March 2022

Start Date and Time	Duration (minutes)	IPP Curtailed	Estimated Curtailed MWH	Peak MW Curtailed	Reasons for Curtailment
3/17/2022 12:21	0:04	KWPPI	0.03041	0.74647	Oversupply
3/17/2022 12:22	0:01	AWE	0.00141	21.00000	Oversupply
3/17/2022 12:22	0:02	SSA2	0.09319	0.00000	Oversupply
3/17/2022 12:23	0:02	SSA3	0.09455	-0.00300	Oversupply
3/17/2022 12:24	0:02	SSA2	0.09397	0.21300	Oversupply
3/17/2022 12:25	0:32	BS250	Data is not available	Data is not available	Oversupply
3/17/2022 12:25	0:02	SSA3	0.09377	0.46300	Oversupply
3/17/2022 12:26	0:01	AWE	0.00057	21.00000	Oversupply
3/17/2022 12:26	0:01	KWPPI	0.00586	0.37523	Oversupply
3/17/2022 12:26	0:02	SSA2	0.09397	0.00100	Oversupply
3/17/2022 12:27	0:02	SSA3	0.09377	0.03900	Oversupply
3/17/2022 12:28	0:01	KWPPI	0.00393	0.23552	Oversupply
3/17/2022 12:28	0:25	AWE	1.02614	21.00000	Oversupply
3/17/2022 12:28	0:28	SSA2	1.32174	0.00200	Oversupply
3/17/2022 12:29	0:28	SSA3	1.31567	-0.00400	Oversupply
3/17/2022 12:31	0:26	KWPPI	0.62090	2.74537	Oversupply
3/17/2022 12:56	0:02	SSA2	0.09433	0.04400	Oversupply
3/17/2022 12:57	0:04	SSA3	0.17352	0.41400	Oversupply
3/17/2022 12:58	0:02	SSA2	0.08779	0.13800	Oversupply
3/17/2022 13:01	0:02	SSA2	0.08033	0.12200	Oversupply
3/17/2022 13:01	0:02	SSA3	0.06795	0.78500	Oversupply
3/17/2022 13:03	0:03	BS250	Data is not available	Data is not available	Oversupply
3/17/2022 13:03	0:04	KWPPI	0.04581	1.96198	Oversupply
3/17/2022 13:03	0:02	SSA2	0.08033	0.03900	Oversupply
3/17/2022 13:03	0:04	SSA3	0.13422	0.01100	Oversupply
3/17/2022 13:05	0:02	SSA2	0.08033	0.00000	Oversupply
3/17/2022 13:07	0:02	SSA2	0.07967	0.12600	Oversupply
3/17/2022 13:07	0:02	SSA3	0.06795	-0.00300	Oversupply
3/17/2022 13:09	0:02	SSA2	0.08033	0.10100	Oversupply
3/17/2022 13:09	0:02	SSA3	0.06739	0.09600	Oversupply
3/17/2022 13:11	0:02	SSA2	0.08033	0.38200	Oversupply
3/17/2022 13:11	0:02	SSA3	0.06739	1.03300	Oversupply
3/17/2022 13:13	0:02	SSA2	0.07783	1.64300	Oversupply
3/17/2022 13:13	0:02	SSA3	0.05450	1.34500	Oversupply
3/17/2022 13:15	0:02	SSA2	0.03596	1.66400	Oversupply
3/17/2022 13:15	0:02	SSA3	0.01309	1.60800	Oversupply
3/17/2022 13:17	0:02	SSA2	0.03596	1.97800	Oversupply
3/17/2022 13:17	0:02	SSA3	0.01320	1.99300	Oversupply
3/17/2022 13:19	0:02	SSA2	0.03596	2.06300	Oversupply
3/17/2022 13:19	0:02	SSA3	0.01309	1.53300	Oversupply
3/17/2022 13:21	0:02	SSA2	0.03567	1.72100	Oversupply
3/17/2022 13:25	0:02	SSA2	0.03567	2.00400	Oversupply
3/17/2022 13:27	0:02	SSA3	0.01309	2.32700	Oversupply
3/17/2022 13:29	0:02	SSA2	0.04464	1.88500	Oversupply
3/17/2022 13:29	0:02	SSA3	0.01848	2.08800	Oversupply
3/17/2022 13:31	0:02	SSA2	0.03905	0.82200	Oversupply
3/17/2022 13:31	0:02	SSA3	0.03355	1.16200	Oversupply
3/17/2022 13:33	0:02	SSA2	0.03970	0.96400	Oversupply
3/17/2022 13:33	0:02	SSA3	0.03327	0.82800	Oversupply
3/17/2022 13:35	0:02	SSA2	0.03938	1.16100	Oversupply
3/17/2022 13:35	0:02	SSA3	0.03327	1.44400	Oversupply
3/17/2022 13:37	0:02	SSA2	0.03905	0.88200	Oversupply
3/17/2022 13:37	0:02	SSA3	0.03327	1.83200	Oversupply
3/17/2022 13:39	0:02	SSA2	0.03938	1.69300	Oversupply
3/17/2022 13:41	0:02	SSA2	0.03905	1.72600	Oversupply
3/17/2022 14:15	0:02	SSA3	0.00135	1.97700	Oversupply
3/17/2022 14:18	0:02	SSA3	0.00135	1.54400	Oversupply
3/17/2022 15:07	0:01	KWPPI	0.00035	0.02096	Oversupply
3/17/2022 18:40	0:01	KWPPI	0.00155	0.09281	Oversupply
3/17/2022 21:29	0:01	AWE	0.00167	0.10000	Oversupply
3/17/2022 21:52	0:33	KWPPI	3.33213	19.57290	Oversupply
3/17/2022 22:57	2:59	KWPPI	29.79044	19.57190	Oversupply
3/18/2022 2:00	0:04	KWPPI	0.04681	19.16573	Oversupply
3/18/2022 2:05	0:02	KWPPI	0.03316	19.21563	Oversupply
3/18/2022 2:10	0:17	KWPPI	0.51503	19.55394	Oversupply
3/18/2022 4:24	0:12	KWPPI	0.75354	19.52300	Oversupply
3/18/2022 4:39	0:19	KWPPI	0.85441	19.25156	Oversupply
3/18/2022 9:26	0:02	SSA3	0.02139	1.60900	Oversupply
3/18/2022 9:26	0:02	SSA2	0.00877	0.43700	Oversupply
3/18/2022 9:27	0:32	BS250	Data is not available	Data is not available	Oversupply
3/18/2022 9:28	0:31	KWPPI	3.45963	14.58512	Oversupply
3/18/2022 9:28	0:38	SSA3	1.28838	0.00000	Oversupply
3/18/2022 9:28	0:38	SSA2	0.89241	0.00200	Oversupply



**Maui Curtailment Report**

March 2022

Start Date and Time	Duration (minutes)	IPP Curtailed	Estimated Curtailed MWH	Peak MW Curtailed	Reasons for Curtailment
3/18/2022 9:49	0:02	AWE	0.00864	20.40000	Oversupply
3/18/2022 10:00	0:05	BS250	Data is not available	Data is not available	Oversupply
3/18/2022 10:00	0:06	KWPPII	0.17153	11.44854	Oversupply
3/18/2022 10:06	0:02	SSA2	0.03042	0.38800	Oversupply
3/18/2022 10:06	0:02	SSA3	0.05426	0.93900	Oversupply
3/18/2022 10:08	0:02	SSA2	0.03042	0.66500	Oversupply
3/18/2022 10:08	0:02	SSA3	0.05426	1.23500	Oversupply
3/18/2022 10:12	0:02	SSA3	0.05381	1.89700	Oversupply
3/18/2022 10:14	0:02	SSA2	0.04299	0.18800	Oversupply
3/18/2022 10:14	0:02	SSA3	0.07514	0.38900	Oversupply
3/18/2022 10:16	0:23	BS250	Data is not available	Data is not available	Oversupply
3/18/2022 10:16	0:36	SSA2	0.98083	0.03100	Oversupply
3/18/2022 10:16	0:22	SSA3	0.96696	0.00700	Oversupply
3/18/2022 10:17	0:35	KWPPII	2.33625	9.94961	Oversupply
3/18/2022 10:23	0:01	AWE	0.00439	20.90000	Oversupply
3/18/2022 10:25	0:01	AWE	0.00424	20.80000	Oversupply
3/18/2022 10:29	0:05	AWE	0.01719	21.00000	Oversupply
3/18/2022 10:38	0:02	SSA3	0.09040	-0.00100	Oversupply
3/18/2022 10:40	0:11	BS250	Data is not available	Data is not available	Oversupply
3/18/2022 10:40	0:12	SSA3	0.49380	0.00400	Oversupply
3/18/2022 10:42	0:04	AWE	0.04026	20.70000	Oversupply
3/18/2022 10:52	0:02	BS250	Data is not available	Data is not available	Oversupply
3/18/2022 10:52	0:02	SSA2	0.05962	0.01900	Oversupply
3/18/2022 10:52	0:02	SSA3	0.07889	0.02300	Oversupply
3/18/2022 10:53	0:02	KWPPII	0.08214	5.52368	Oversupply
3/18/2022 10:54	0:02	SSA2	0.05962	0.02200	Oversupply
3/18/2022 10:54	0:02	SSA3	0.07954	0.37600	Oversupply
3/18/2022 10:56	0:02	SSA2	0.05912	1.40900	Oversupply
3/18/2022 10:56	0:02	SSA3	0.07824	0.94500	Oversupply
3/18/2022 10:58	0:02	SSA2	0.05825	0.04700	Oversupply
3/18/2022 10:58	0:02	SSA3	0.07954	0.58600	Oversupply
3/18/2022 11:00	0:02	SSA2	0.06567	1.72600	Oversupply
3/18/2022 11:00	0:02	SSA3	0.08132	2.15300	Oversupply
3/18/2022 11:02	0:02	SSA2	0.06622	0.72300	Oversupply
3/18/2022 11:02	0:02	SSA3	0.08132	1.32100	Oversupply
3/18/2022 11:04	0:02	SSA2	0.06567	0.81500	Oversupply
3/18/2022 11:04	0:02	SSA3	0.08132	0.59100	Oversupply
3/18/2022 11:06	0:02	SSA2	0.06622	0.24300	Oversupply
3/18/2022 11:07	0:02	SSA3	0.08132	0.01400	Oversupply
3/18/2022 11:08	0:02	SSA2	0.06622	0.03400	Oversupply
3/18/2022 11:09	0:01	BS250	Data is not available	Data is not available	Oversupply
3/18/2022 11:09	0:02	KWPPII	0.00749	5.20334	Oversupply
3/18/2022 11:09	0:02	SSA3	0.08132	0.23200	Oversupply
3/18/2022 11:10	0:02	SSA2	0.06567	0.15000	Oversupply
3/18/2022 11:11	0:02	SSA3	0.08132	0.58500	Oversupply
3/18/2022 11:12	0:12	BS250	Data is not available	Data is not available	Oversupply
3/18/2022 11:12	0:12	SSA2	0.45464	0.02900	Oversupply
3/18/2022 11:13	0:12	SSA3	0.55736	0.02700	Oversupply
3/18/2022 11:14	0:09	KWPPII	0.18861	7.32200	Oversupply
3/18/2022 11:24	0:02	SSA2	0.07683	0.22900	Oversupply
3/18/2022 11:25	0:27	BS250	Data is not available	Data is not available	Oversupply
3/18/2022 11:25	0:02	SSA3	0.09512	0.28000	Oversupply
3/18/2022 11:26	0:42	KWPPII	1.99889	8.67024	Oversupply
3/18/2022 11:26	0:26	SSA2	0.76729	0.00800	Oversupply
3/18/2022 11:27	0:26	SSA3	0.98427	0.01100	Oversupply
3/18/2022 11:36	0:04	AWE	0.01944	20.80000	Oversupply
3/18/2022 11:52	0:14	SSA2	0.37842	0.07900	Oversupply
3/18/2022 11:53	0:14	BS250	Data is not available	Data is not available	Oversupply
3/18/2022 11:53	0:14	SSA3	0.46441	0.01500	Oversupply
3/18/2022 12:07	0:02	SSA2	0.05332	0.06800	Oversupply
3/18/2022 12:07	0:02	SSA3	0.04429	0.31500	Oversupply
3/18/2022 12:09	3:35	BS250	Data is not available	Data is not available	Oversupply
3/18/2022 12:09	3:35	SSA2	9.22755	0.29500	Oversupply
3/18/2022 12:09	3:34	SSA3	8.41727	0.00800	Oversupply
3/18/2022 12:10	3:34	KWPPII	24.58436	16.56706	Oversupply
3/18/2022 12:40	0:03	AWE	0.05088	21.00000	Oversupply
3/18/2022 12:45	0:01	AWE	0.00103	19.70000	Oversupply
3/18/2022 12:47	0:03	AWE	0.02971	19.70000	Oversupply
3/18/2022 12:51	0:03	AWE	0.00823	20.30000	Oversupply
3/18/2022 13:01	0:01	AWE	0.01562	20.50000	Oversupply
3/18/2022 14:08	0:01	AWE	0.00357	21.00000	Oversupply
3/18/2022 14:10	0:09	AWE	0.24162	21.00000	Oversupply
3/18/2022 14:58	0:04	AWE	0.04029	21.00000	Oversupply





**Maui Curtailment Report**

March 2022

Start Date and Time	Duration (minutes)	IPP Curtailed	Estimated Curtailed MWH	Peak MW Curtailed	Reasons for Curtailment
3/18/2022 15:05	0:01	AWE	0.00107	21.00000	Oversupply
3/18/2022 15:07	0:11	AWE	0.29918	21.00000	Oversupply
3/18/2022 15:43	0:02	SSA3	0.05754	0.07300	Oversupply
3/18/2022 15:44	0:02	SSA2	0.05016	0.46600	Oversupply
3/18/2022 15:45	0:02	SSA3	0.03335	0.24500	Oversupply
3/18/2022 15:46	0:04	BS250	Data is not available	Data is not available	Oversupply
3/18/2022 15:46	0:02	SSA2	0.05416	0.01700	Oversupply
3/18/2022 15:47	0:02	KWPPI	0.02553	16.33653	Oversupply
3/18/2022 15:47	0:02	SSA3	0.03335	0.00200	Oversupply
3/18/2022 15:48	0:02	SSA2	0.05371	0.00300	Oversupply
3/18/2022 15:49	0:02	SSA3	0.03362	0.09400	Oversupply
3/18/2022 15:50	0:02	SSA2	0.05416	0.53000	Oversupply
3/18/2022 15:51	0:02	SSA3	0.03362	0.30500	Oversupply
3/18/2022 15:52	0:02	BS250	Data is not available	Data is not available	Oversupply
3/18/2022 15:52	0:02	SSA2	0.05416	0.20800	Oversupply
3/18/2022 15:53	0:01	KWPPI	0.01130	18.93421	Oversupply
3/18/2022 15:53	0:02	SSA3	0.03362	-0.00100	Oversupply
3/18/2022 15:54	0:02	SSA2	0.05371	0.97900	Oversupply
3/18/2022 15:55	0:02	SSA3	0.03362	1.32500	Oversupply
3/18/2022 15:57	0:02	SSA3	0.03362	1.41600	Oversupply
3/18/2022 15:58	0:02	SSA2	0.04340	1.11100	Oversupply
3/18/2022 21:27	0:01	KWPPI	0.01116	20.73552	Oversupply
3/18/2022 21:29	0:23	KWPPI	1.14338	20.75547	Oversupply
3/18/2022 22:21	9:39	KWPPI	113.53590	20.93610	Oversupply
3/18/2022 23:09	0:02	AWE	0.03629	18.80000	Oversupply
3/18/2022 23:12	0:01	AWE	0.01271	17.00000	Oversupply
3/18/2022 23:44	0:05	AWE	0.04159	18.60000	Oversupply
3/18/2022 23:57	0:01	AWE	0.01700	13.70000	Oversupply
3/19/2022 0:07	0:03	AWE	0.00624	10.00000	Oversupply
3/19/2022 0:22	0:01	AWE	0.01989	18.20000	Oversupply
3/19/2022 0:51	0:01	AWE	0.00134	12.20000	Oversupply
3/19/2022 0:59	0:20	AWE	0.97228	18.40000	Oversupply
3/19/2022 1:20	0:01	AWE	0.00271	12.40000	Oversupply
3/19/2022 1:28	4:33	AWE	36.77075	21.00000	Oversupply
3/19/2022 6:02	0:01	AWE	0.00492	21.00000	Oversupply
3/19/2022 6:20	1:35	BS250	Data is not available	Data is not available	Oversupply
3/19/2022 6:42	1:17	SSA3	0.48552	0.01500	Oversupply
3/19/2022 6:43	1:14	SSA2	0.19042	0.00300	Oversupply
3/19/2022 7:56	0:02	BS250	Data is not available	Data is not available	Oversupply
3/19/2022 7:58	0:02	SSA2	0.01464	0.02900	Oversupply
3/19/2022 7:59	0:02	BS250	Data is not available	Data is not available	Oversupply
3/19/2022 7:59	0:02	SSA3	0.00675	0.01600	Oversupply
3/19/2022 8:00	0:02	SSA2	0.00998	0.10100	Oversupply
3/19/2022 8:05	0:02	SSA3	0.00907	0.83100	Oversupply
3/19/2022 8:06	0:02	SSA2	0.00998	0.51200	Oversupply
3/19/2022 8:12	0:02	SSA2	0.00998	0.60000	Oversupply
3/19/2022 8:13	0:02	SSA3	0.00608	0.00900	Oversupply
3/19/2022 8:14	0:01	BS250	Data is not available	Data is not available	Oversupply
3/19/2022 8:14	0:02	SSA2	0.00601	0.00900	Oversupply
3/19/2022 8:15	0:01	KWPPI	0.00997	4.81713	Oversupply
3/19/2022 8:23	0:02	SSA3	0.00774	1.19800	Oversupply
3/19/2022 8:25	0:02	SSA3	0.00774	0.99900	Oversupply
3/19/2022 8:26	0:02	SSA2	0.00934	0.82400	Oversupply
3/19/2022 8:27	0:02	SSA3	0.00774	0.61000	Oversupply
3/19/2022 8:28	0:02	SSA2	0.00854	0.32000	Oversupply
3/19/2022 8:29	0:02	SSA3	-0.00120	0.41600	Oversupply
3/19/2022 8:30	0:02	SSA2	0.00387	0.17100	Oversupply
3/19/2022 8:31	0:02	SSA3	0.00532	0.90900	Oversupply
3/19/2022 8:32	0:02	SSA2	0.00390	0.52400	Oversupply
3/19/2022 8:35	0:02	SSA3	0.00527	0.98200	Oversupply
3/19/2022 8:36	0:02	SSA2	0.00387	0.60800	Oversupply
3/19/2022 8:46	0:02	SSA3	0.04838	1.24400	Oversupply
3/19/2022 8:46	0:02	SSA2	0.02416	1.13900	Oversupply
3/19/2022 8:48	0:02	SSA3	0.04798	0.36300	Oversupply
3/19/2022 8:48	0:02	SSA2	0.02416	0.33700	Oversupply
3/19/2022 8:50	0:02	SSA3	0.04798	0.24500	Oversupply
3/19/2022 8:50	0:02	SSA2	0.02396	0.14800	Oversupply
3/19/2022 8:51	0:12	BS250	Data is not available	Data is not available	Oversupply
3/19/2022 8:51	0:04	KWPPI	0.00646	1.65860	Oversupply
3/19/2022 8:52	0:14	SSA3	0.34017	-0.00200	Oversupply
3/19/2022 8:52	0:12	SSA2	0.13541	-0.00100	Oversupply
3/19/2022 8:53	0:08	AWE	0.04295	20.40000	Oversupply
3/19/2022 8:56	0:01	KWPPI	0.00569	2.60067	Oversupply



**Maui Curtailment Report**

March 2022

Start Date and Time	Duration (minutes)	IPP Curtailed	Estimated Curtailed MWH	Peak MW Curtailed	Reasons for Curtailment
3/19/2022 8:58	0:02	KWPPI	0.01949	1.97895	Oversupply
3/19/2022 9:01	0:04	KWPPI	0.00676	0.56185	Oversupply
3/19/2022 9:02	0:04	AWE	0.01481	20.50000	Oversupply
3/19/2022 9:04	0:02	BS250	Data is not available	Data is not available	Oversupply
3/19/2022 9:04	0:02	SSA2	0.01914	0.02600	Oversupply
3/19/2022 9:06	0:02	SSA3	0.04984	0.52100	Oversupply
3/19/2022 9:06	0:02	SSA2	0.01914	0.16900	Oversupply
3/19/2022 9:08	0:02	SSA3	0.04984	0.47300	Oversupply
3/19/2022 9:08	0:02	SSA2	0.01898	0.19200	Oversupply
3/19/2022 9:09	0:01	BS250	Data is not available	Data is not available	Oversupply
3/19/2022 9:10	0:02	SSA3	0.04984	0.79100	Oversupply
3/19/2022 9:10	0:02	SSA2	0.01914	0.38300	Oversupply
3/19/2022 9:12	0:02	SSA3	0.05025	0.02900	Oversupply
3/19/2022 9:12	0:02	SSA2	0.01898	0.13900	Oversupply
3/19/2022 9:13	0:01	BS250	Data is not available	Data is not available	Oversupply
3/19/2022 9:13	0:01	AWE	0.00541	20.40000	Oversupply
3/19/2022 9:13	0:01	KWPPI	0.00248	0.28142	Oversupply
3/19/2022 9:14	0:02	SSA3	0.05669	0.14400	Oversupply
3/19/2022 9:14	0:02	SSA2	0.02227	0.02500	Oversupply
3/19/2022 9:16	0:02	SSA3	0.05541	0.35300	Oversupply
3/19/2022 9:16	0:02	SSA2	0.03789	0.08800	Oversupply
3/19/2022 9:17	2:20	BS250	Data is not available	Data is not available	Oversupply
3/19/2022 9:17	2:13	AWE	16.83358	19.60000	Oversupply
3/19/2022 9:18	2:19	SSA3	5.85820	-0.00200	Oversupply
3/19/2022 9:18	0:02	SSA2	0.03758	0.00100	Oversupply
3/19/2022 9:20	0:01	KWPPI	0.00141	0.08483	Oversupply
3/19/2022 9:20	2:29	SSA2	4.99716	0.00100	Oversupply
3/19/2022 9:22	0:42	KWPPI	1.32476	3.74333	Oversupply
3/19/2022 10:44	0:01	KWPPI	0.00316	0.18961	Oversupply
3/19/2022 10:46	0:01	KWPPI	0.00126	0.07584	Oversupply
3/19/2022 10:57	0:01	KWPPI	0.00138	0.08283	Oversupply
3/19/2022 10:59	0:01	KWPPI	0.00123	0.07385	Oversupply
3/19/2022 11:02	0:15	KWPPI	0.04228	0.32234	Oversupply
3/19/2022 11:18	0:01	KWPPI	0.00208	0.12474	Oversupply
3/19/2022 11:21	0:18	KWPPI	0.07108	0.53091	Oversupply
3/19/2022 11:31	0:07	AWE	0.18299	18.90000	Oversupply
3/19/2022 11:37	0:02	SSA3	0.09512	0.00800	Oversupply
3/19/2022 11:38	0:04	BS250	Data is not available	Data is not available	Oversupply
3/19/2022 11:39	0:10	SSA3	0.47638	0.00000	Oversupply
3/19/2022 11:40	0:02	AWE	0.01282	18.60000	Oversupply
3/19/2022 11:40	0:02	KWPPI	0.00647	0.23851	Oversupply
3/19/2022 11:43	0:08	BS250	Data is not available	Data is not available	Oversupply
3/19/2022 11:45	0:04	AWE	0.02792	19.80000	Oversupply
3/19/2022 11:45	0:03	KWPPI	0.00930	0.40018	Oversupply
3/19/2022 11:49	0:02	SSA2	0.09646	0.01600	Oversupply
3/19/2022 11:49	0:02	SSA3	0.09512	-0.00500	Oversupply
3/19/2022 11:50	0:04	KWPPI	0.00819	0.33232	Oversupply
3/19/2022 11:50	0:05	AWE	0.04151	19.80000	Oversupply
3/19/2022 11:51	0:02	SSA2	0.09567	0.17000	Oversupply
3/19/2022 11:51	0:02	SSA3	0.09512	-0.00300	Oversupply
3/19/2022 11:52	0:03	BS250	Data is not available	Data is not available	Oversupply
3/19/2022 11:53	0:02	SSA2	0.09646	0.00500	Oversupply
3/19/2022 11:53	0:04	SSA3	0.19024	0.11300	Oversupply
3/19/2022 11:55	0:02	SSA2	0.09567	0.11400	Oversupply
3/19/2022 11:56	0:08	BS250	Data is not available	Data is not available	Oversupply
3/19/2022 11:57	0:01	AWE	0.00213	19.60000	Oversupply
3/19/2022 11:57	0:03	KWPPI	0.02354	0.62771	Oversupply
3/19/2022 11:57	0:02	SSA2	0.09646	0.02500	Oversupply
3/19/2022 11:57	0:02	SSA3	0.09512	0.03700	Oversupply
3/19/2022 11:59	0:02	SSA2	0.09543	0.03800	Oversupply
3/19/2022 11:59	0:02	SSA3	0.09402	0.08700	Oversupply
3/19/2022 12:01	0:01	AWE	0.00057	19.50000	Oversupply
3/19/2022 12:01	0:03	KWPPI	0.03260	0.75146	Oversupply
3/19/2022 12:01	0:02	SSA2	0.09512	0.00400	Oversupply
3/19/2022 12:01	0:02	SSA3	0.09300	0.01800	Oversupply
3/19/2022 12:03	0:01	AWE	0.00568	19.70000	Oversupply
3/19/2022 12:03	0:02	SSA2	0.09512	0.00100	Oversupply
3/19/2022 12:03	0:02	SSA3	0.09377	0.13700	Oversupply
3/19/2022 12:05	0:01	BS250	Data is not available	Data is not available	Oversupply
3/19/2022 12:05	0:01	AWE	0.00204	19.60000	Oversupply
3/19/2022 12:05	0:02	SSA2	0.09512	0.00200	Oversupply
3/19/2022 12:05	0:02	SSA3	0.09377	-0.00500	Oversupply
3/19/2022 12:07	0:01	BS250	Data is not available	Data is not available	Oversupply



**Maui Curtailment Report**

March 2022

Start Date and Time	Duration (minutes)	IPP Curtailed	Estimated Curtailed MWH	Peak MW Curtailed	Reasons for Curtailment
3/19/2022 12:07	0:02	SSA2	0.09433	0.03000	Oversupply
3/19/2022 12:07	0:02	SSA3	0.09377	-0.00500	Oversupply
3/19/2022 12:08	0:02	AWE	0.01223	20.00000	Oversupply
3/19/2022 12:09	0:05	BS250	Data is not available	Data is not available	Oversupply
3/19/2022 12:09	0:02	SSA2	0.09512	0.00700	Oversupply
3/19/2022 12:09	0:02	SSA3	0.09377	-0.00300	Oversupply
3/19/2022 12:11	0:06	SSA2	0.27751	0.00300	Oversupply
3/19/2022 12:11	0:04	SSA3	0.18555	0.69100	Oversupply
3/19/2022 12:13	0:03	AWE	0.01351	20.20000	Oversupply
3/19/2022 12:15	0:02	SSA3	0.08840	-0.00400	Oversupply
3/19/2022 12:16	0:01	BS250	Data is not available	Data is not available	Oversupply
3/19/2022 12:17	0:01	AWE	0.00450	20.40000	Oversupply
3/19/2022 12:17	0:02	SSA2	0.08974	0.17400	Oversupply
3/19/2022 12:17	0:02	SSA3	0.08913	-0.00300	Oversupply
3/19/2022 12:19	0:01	BS250	Data is not available	Data is not available	Oversupply
3/19/2022 12:19	0:02	SSA2	0.08974	0.05000	Oversupply
3/19/2022 12:19	0:02	SSA3	0.08767	0.34900	Oversupply
3/19/2022 12:21	0:02	SSA2	0.08974	0.23800	Oversupply
3/19/2022 12:21	0:02	SSA3	0.08913	1.40700	Oversupply
3/19/2022 12:22	0:02	BS250	Data is not available	Data is not available	Oversupply
3/19/2022 12:23	0:02	SSA2	0.08974	0.02200	Oversupply
3/19/2022 12:23	0:02	SSA3	0.08840	0.01000	Oversupply
3/19/2022 12:24	0:01	AWE	0.00724	20.50000	Oversupply
3/19/2022 12:25	0:02	SSA2	0.08900	0.02400	Oversupply
3/19/2022 12:25	0:02	SSA3	0.08840	-0.00500	Oversupply
3/19/2022 12:26	0:01	BS250	Data is not available	Data is not available	Oversupply
3/19/2022 12:26	0:01	AWE	0.00121	20.70000	Oversupply
3/19/2022 12:27	0:02	SSA2	0.08974	0.11200	Oversupply
3/19/2022 12:27	0:02	SSA3	0.08913	-0.00300	Oversupply
3/19/2022 12:29	0:02	SSA2	0.09207	0.01500	Oversupply
3/19/2022 12:29	0:02	SSA3	0.09095	0.32600	Oversupply
3/19/2022 12:31	0:02	SSA2	0.08404	0.17300	Oversupply
3/19/2022 12:31	0:02	SSA3	0.09033	0.54300	Oversupply
3/19/2022 12:33	0:02	SSA2	0.08474	0.38500	Oversupply
3/19/2022 12:33	0:02	SSA3	0.09109	0.01500	Oversupply
3/19/2022 12:35	0:02	SSA2	0.08404	0.21600	Oversupply
3/19/2022 12:35	0:02	SSA3	0.09033	0.00900	Oversupply
3/19/2022 12:36	0:01	BS250	Data is not available	Data is not available	Oversupply
3/19/2022 12:37	0:14	SSA2	0.62927	0.07500	Oversupply
3/19/2022 12:37	0:14	SSA3	0.65720	0.00500	Oversupply
3/19/2022 12:38	0:01	AWE	0.00437	20.60000	Oversupply
3/19/2022 12:39	0:13	BS250	Data is not available	Data is not available	Oversupply
3/19/2022 12:40	0:12	AWE	0.34182	20.20000	Oversupply
3/19/2022 12:51	0:02	SSA2	0.09646	0.04900	Oversupply
3/19/2022 12:52	0:02	SSA3	0.09646	0.14800	Oversupply
3/19/2022 12:53	1:33	BS250	Data is not available	Data is not available	Oversupply
3/19/2022 12:53	0:03	AWE	0.00800	20.00000	Oversupply
3/19/2022 12:53	0:22	SSA2	1.05791	0.00000	Oversupply
3/19/2022 12:54	0:22	SSA3	1.06104	-0.00100	Oversupply
3/19/2022 12:57	0:17	KWP11	0.09434	1.05384	Oversupply
3/19/2022 12:58	0:15	AWE	0.28860	19.50000	Oversupply
3/19/2022 13:15	0:02	KWP11	0.00108	0.04391	Oversupply
3/19/2022 13:16	0:02	SSA2	0.09726	0.00200	Oversupply
3/19/2022 13:16	0:01	AWE	0.00387	19.10000	Oversupply
3/19/2022 13:16	0:02	SSA3	0.09512	-0.00400	Oversupply
3/19/2022 13:18	0:02	AWE	0.00539	18.30000	Oversupply
3/19/2022 13:18	1:10	KWP11	1.94293	2.79328	Oversupply
3/19/2022 13:18	0:02	SSA2	0.09646	0.00000	Oversupply
3/19/2022 13:18	1:09	SSA3	3.22391	-0.00300	Oversupply
3/19/2022 13:20	0:02	SSA2	0.09567	0.00000	Oversupply
3/19/2022 13:22	0:03	AWE	0.01190	19.60000	Oversupply
3/19/2022 13:22	1:06	SSA2	3.11913	0.00400	Oversupply
3/19/2022 13:31	0:11	AWE	0.25755	19.10000	Oversupply
3/19/2022 13:43	0:26	AWE	0.57914	19.50000	Oversupply
3/19/2022 14:10	0:02	AWE	0.03488	19.10000	Oversupply
3/19/2022 14:16	0:01	AWE	0.00714	19.30000	Oversupply
3/19/2022 14:19	0:04	AWE	0.00620	19.00000	Oversupply
3/19/2022 14:26	0:02	SSA3	0.09033	0.08300	Oversupply
3/19/2022 14:28	0:02	SSA2	0.07884	0.89300	Oversupply
3/19/2022 14:28	0:02	SSA3	0.06536	1.03200	Oversupply
3/19/2022 14:30	0:02	SSA2	0.03967	0.71500	Oversupply
3/19/2022 14:30	0:02	SSA3	0.02858	0.94700	Oversupply
3/19/2022 14:32	0:02	SSA2	0.04000	1.77300	Oversupply



**Maui Curtailment Report**

March 2022

Start Date and Time	Duration (minutes)	IPP Curtailed	Estimated Curtailed MWH	Peak MW Curtailed	Reasons for Curtailment
3/19/2022 14:32	0:02	SSA3	0.02835	1.55600	Oversupply
3/19/2022 14:34	0:02	SSA2	0.04000	2.01400	Oversupply
3/19/2022 14:35	0:02	SSA3	0.02835	1.84000	Oversupply
3/19/2022 14:36	0:02	SSA2	0.03967	1.15800	Oversupply
3/19/2022 14:37	0:02	SSA3	0.02835	2.54000	Oversupply
3/19/2022 14:38	0:02	SSA2	0.04000	1.11900	Oversupply
3/19/2022 14:39	0:02	SSA3	0.02835	2.13100	Oversupply
3/19/2022 14:40	0:02	SSA2	0.03967	1.42300	Oversupply
3/19/2022 14:41	0:02	SSA3	0.02835	1.17000	Oversupply
3/19/2022 14:42	0:02	SSA2	0.04000	1.96600	Oversupply
3/19/2022 14:43	0:02	SSA3	0.02746	2.06300	Oversupply
3/19/2022 14:44	0:02	SSA2	0.01284	2.31300	Oversupply
3/19/2022 14:45	0:02	SSA3	0.00137	2.56300	Oversupply
3/20/2022 7:58	0:01	KWPII	0.00027	0.01597	Oversupply
3/20/2022 8:50	0:02	SSA3	0.03024	1.61600	Oversupply
3/20/2022 8:50	0:02	SSA2	0.01234	0.84600	Oversupply
3/20/2022 8:52	0:02	SSA3	0.03024	0.99700	Oversupply
3/20/2022 8:52	0:02	SSA2	0.01244	0.39700	Oversupply
3/20/2022 8:54	0:02	SSA3	0.03024	0.41500	Oversupply
3/20/2022 8:55	0:15	BS250	Data is not available	Data is not available	Oversupply
3/20/2022 8:55	0:08	SSA2	0.07529	0.01600	Oversupply
3/20/2022 8:55	0:09	AWE	0.09599	13.60000	Oversupply
3/20/2022 8:56	0:06	SSA3	0.12073	-0.00100	Oversupply
3/20/2022 9:02	0:02	SSA3	0.05806	0.04300	Oversupply
3/20/2022 9:03	0:04	SSA2	0.06260	0.01600	Oversupply
3/20/2022 9:04	0:02	SSA3	0.05806	0.01800	Oversupply
3/20/2022 9:05	0:02	AWE	0.00909	12.80000	Oversupply
3/20/2022 9:06	0:04	SSA3	0.11613	0.10700	Oversupply
3/20/2022 9:07	0:04	SSA2	0.06260	0.00300	Oversupply
3/20/2022 9:08	0:01	AWE	0.00387	13.00000	Oversupply
3/20/2022 9:10	0:02	SSA3	0.05806	0.10500	Oversupply
3/20/2022 9:11	0:01	BS250	Data is not available	Data is not available	Oversupply
3/20/2022 9:11	0:02	AWE	0.00679	14.40000	Oversupply
3/20/2022 9:11	0:02	SSA2	0.03143	0.01300	Oversupply
3/20/2022 9:12	0:02	SSA3	0.05806	0.04200	Oversupply
3/20/2022 9:13	0:02	SSA2	0.03050	0.00700	Oversupply
3/20/2022 9:14	0:01	AWE	0.00038	14.20000	Oversupply
3/20/2022 9:14	0:02	SSA3	0.04440	0.02900	Oversupply
3/20/2022 9:15	0:01	BS250	Data is not available	Data is not available	Oversupply
3/20/2022 9:15	0:02	SSA2	0.03216	0.11900	Oversupply
3/20/2022 9:16	0:02	SSA3	0.04351	1.08300	Oversupply
3/20/2022 9:17	0:02	SSA2	0.03189	0.78400	Oversupply
3/20/2022 9:18	0:02	SSA3	0.04351	1.38400	Oversupply
3/20/2022 9:19	0:02	SSA2	0.03216	0.94300	Oversupply
3/20/2022 9:20	0:02	SSA3	0.04351	0.27300	Oversupply
3/20/2022 9:21	0:02	SSA2	0.03216	0.43600	Oversupply
3/20/2022 9:22	0:02	SSA3	0.04351	0.02400	Oversupply
3/20/2022 9:23	0:02	SSA2	0.03189	0.08500	Oversupply
3/20/2022 9:24	0:02	SSA3	0.04315	0.23300	Oversupply
3/20/2022 9:25	0:02	SSA2	0.03216	0.15600	Oversupply
3/20/2022 9:26	0:02	SSA3	0.04351	0.18700	Oversupply
3/20/2022 9:27	0:02	SSA2	0.03216	0.69300	Oversupply
3/20/2022 9:28	0:02	SSA3	0.03511	1.06800	Oversupply
3/20/2022 9:29	0:02	SSA2	0.01848	1.11000	Oversupply
3/20/2022 9:30	0:02	SSA3	0.01417	1.24000	Oversupply
3/20/2022 9:31	0:02	SSA2	0.01452	1.25500	Oversupply
3/20/2022 9:32	0:02	SSA3	0.01417	1.16700	Oversupply
3/20/2022 9:33	0:02	SSA2	0.01428	0.63900	Oversupply
3/20/2022 9:34	0:02	SSA3	0.01429	1.46000	Oversupply
3/20/2022 9:35	0:02	SSA2	0.01440	0.85800	Oversupply
3/20/2022 9:36	0:02	SSA3	0.01417	1.50100	Oversupply
3/20/2022 9:41	0:02	SSA2	0.01440	1.57500	Oversupply
3/20/2022 9:42	0:02	SSA3	0.01417	1.86300	Oversupply
3/20/2022 9:43	0:02	SSA2	0.01340	1.56100	Oversupply
3/20/2022 9:44	0:02	SSA3	-0.00503	2.01400	Oversupply
3/20/2022 9:46	0:02	SSA3	0.00221	2.37000	Oversupply
3/20/2022 9:57	0:02	SSA2	0.00616	1.25000	Oversupply
3/20/2022 10:57	0:02	SSA3	0.00245	1.07200	Oversupply
3/20/2022 10:57	0:02	SSA2	0.00617	2.51000	Oversupply
3/20/2022 11:03	0:02	SSA3	0.06408	0.51800	Oversupply
3/20/2022 11:03	0:02	SSA2	0.07982	1.96700	Oversupply
3/20/2022 11:05	0:07	BS250	Data is not available	Data is not available	Oversupply
3/20/2022 11:05	0:38	SSA3	1.58016	0.01200	Oversupply



**Maui Curtailment Report**

**March 2022**

Start Date and Time	Duration (minutes)	IPP Curtailed	Estimated Curtailed MWH	Peak MW Curtailed	Reasons for Curtailment
3/20/2022 11:05	0:14	SSA2	0.59726	0.00400	Oversupply
3/20/2022 11:06	0:37	KWPII	0.24212	1.01193	Oversupply
3/20/2022 11:08	0:04	AWE	0.03708	7.00000	Oversupply
3/20/2022 11:13	0:23	BS250	Data is not available	Data is not available	Oversupply
3/20/2022 11:13	0:01	AWE	0.00052	5.80000	Oversupply
3/20/2022 11:16	0:04	AWE	0.03406	6.00000	Oversupply
3/20/2022 11:19	0:02	SSA2	0.09646	0.00000	Oversupply
3/20/2022 11:21	0:20	SSA2	0.89834	-0.00100	Oversupply
3/20/2022 11:24	0:04	AWE	0.02805	4.00000	Oversupply
3/20/2022 11:30	0:02	AWE	0.00819	3.50000	Oversupply
3/20/2022 11:33	0:02	AWE	0.01442	3.50000	Oversupply
3/20/2022 11:37	0:05	BS250	Data is not available	Data is not available	Oversupply
3/20/2022 11:37	0:02	AWE	0.00087	5.40000	Oversupply
3/20/2022 11:40	0:01	AWE	0.00318	5.20000	Oversupply
3/20/2022 11:41	0:02	SSA2	0.08571	0.03200	Oversupply
3/20/2022 11:43	0:02	SSA3	0.07413	2.03400	Oversupply
3/20/2022 11:44	0:02	SSA2	0.07147	1.48700	Oversupply
3/20/2022 11:45	0:02	SSA3	0.05613	2.07100	Oversupply
3/20/2022 11:46	0:02	SSA2	0.05700	2.05300	Oversupply
3/20/2022 11:47	0:02	SSA3	0.05659	2.27000	Oversupply
3/20/2022 11:48	0:02	SSA2	0.05700	2.06700	Oversupply
3/20/2022 11:49	0:02	SSA3	0.05613	2.37500	Oversupply
3/20/2022 11:50	0:02	SSA2	0.05795	2.05700	Oversupply
3/20/2022 11:51	0:02	SSA3	0.05613	1.65200	Oversupply
3/20/2022 11:52	0:02	SSA2	0.05700	1.76800	Oversupply
3/20/2022 11:53	0:02	SSA3	0.05613	0.65900	Oversupply
3/20/2022 11:54	0:02	SSA2	0.05747	0.67100	Oversupply
3/20/2022 11:55	0:02	SSA3	0.05613	0.43900	Oversupply
3/20/2022 11:56	0:02	SSA2	0.05747	0.57200	Oversupply
3/20/2022 11:57	0:02	SSA3	0.05613	0.01300	Oversupply
3/20/2022 11:58	0:02	SSA2	0.05822	0.02300	Oversupply
3/20/2022 11:59	0:01	KWPII	0.00086	0.07085	Oversupply
3/20/2022 11:59	0:02	SSA3	0.08226	0.53500	Oversupply
3/20/2022 12:00	0:02	SSA2	0.08705	0.70100	Oversupply
3/20/2022 12:01	0:02	SSA3	0.08436	0.91200	Oversupply
3/20/2022 12:02	0:02	SSA2	0.08633	0.81200	Oversupply
3/20/2022 12:03	0:04	SSA3	0.16873	0.12300	Oversupply
3/20/2022 12:04	0:01	KWPII	0.00108	0.06487	Oversupply
3/20/2022 12:04	0:02	SSA2	0.08705	0.08600	Oversupply
3/20/2022 12:06	0:04	SSA2	0.17339	0.43000	Oversupply
3/20/2022 12:07	0:02	SSA3	0.08436	0.50700	Oversupply
3/20/2022 12:09	0:02	SSA3	0.08436	0.50600	Oversupply
3/20/2022 12:10	0:02	SSA2	0.08705	0.70800	Oversupply
3/20/2022 12:11	0:02	SSA3	0.08367	0.33400	Oversupply
3/20/2022 12:12	0:01	AWE	0.00070	8.60000	Oversupply
3/20/2022 12:12	0:04	SSA2	0.17884	0.27400	Oversupply
3/20/2022 12:13	0:08	SSA3	0.37549	0.02000	Oversupply
3/20/2022 12:14	0:03	BS250	Data is not available	Data is not available	Oversupply
3/20/2022 12:14	0:02	KWPII	0.00163	0.06986	Oversupply
3/20/2022 12:15	0:03	AWE	0.00792	8.90000	Oversupply
3/20/2022 12:16	0:02	SSA2	0.09433	0.00300	Oversupply
3/20/2022 12:18	0:01	BS250	Data is not available	Data is not available	Oversupply
3/20/2022 12:18	0:02	SSA2	0.09512	0.06200	Oversupply
3/20/2022 12:19	0:02	AWE	0.00769	8.40000	Oversupply
3/20/2022 12:20	0:02	SSA2	0.09512	0.00300	Oversupply
3/20/2022 12:21	0:01	BS250	Data is not available	Data is not available	Oversupply
3/20/2022 12:22	0:06	SSA3	0.28536	0.21000	Oversupply
3/20/2022 12:22	0:07	AWE	0.05293	9.60000	Oversupply
3/20/2022 12:22	0:05	KWPII	0.00522	0.12075	Oversupply
3/20/2022 12:22	0:06	SSA2	0.28457	0.01500	Oversupply
3/20/2022 12:23	0:07	BS250	Data is not available	Data is not available	Oversupply
3/20/2022 12:28	0:02	SSA3	0.09512	0.22500	Oversupply
3/20/2022 12:28	0:02	SSA2	0.09512	0.00800	Oversupply
3/20/2022 12:30	0:02	SSA3	0.09512	0.13100	Oversupply
3/20/2022 12:30	0:02	SSA2	0.09433	0.07000	Oversupply
3/20/2022 12:31	0:03	BS250	Data is not available	Data is not available	Oversupply
3/20/2022 12:32	0:02	SSA3	0.09512	0.08700	Oversupply
3/20/2022 12:32	0:02	SSA2	0.09512	0.00800	Oversupply
3/20/2022 12:33	0:02	AWE	0.01156	8.30000	Oversupply
3/20/2022 12:34	0:02	SSA3	0.09433	0.05700	Oversupply
3/20/2022 12:34	0:04	SSA2	0.18945	0.03000	Oversupply
3/20/2022 12:36	0:02	BS250	Data is not available	Data is not available	Oversupply
3/20/2022 12:36	0:02	SSA3	0.09512	-0.00200	Oversupply



**Maui Curtailment Report**

March 2022

Start Date and Time	Duration (minutes)	IPP Curtailed	Estimated Curtailed MWH	Peak MW Curtailed	Reasons for Curtailment
3/20/2022 12:38	0:02	KWPII	0.00250	0.10279	Oversupply
3/20/2022 12:38	0:02	SSA3	0.09512	0.23700	Oversupply
3/20/2022 12:38	0:02	SSA2	0.09512	0.09200	Oversupply
3/20/2022 12:39	0:01	AWE	0.00499	8.00000	Oversupply
3/20/2022 12:40	0:06	BS250	Data is not available	Data is not available	Oversupply
3/20/2022 12:40	0:02	SSA3	0.09512	0.04700	Oversupply
3/20/2022 12:40	0:02	SSA2	0.09512	0.02400	Oversupply
3/20/2022 12:41	0:02	AWE	0.01672	8.40000	Oversupply
3/20/2022 12:42	0:01	KWPII	0.00015	0.00898	Oversupply
3/20/2022 12:42	0:04	SSA3	0.19102	0.00000	Oversupply
3/20/2022 12:42	0:08	SSA2	0.37969	0.00100	Oversupply
3/20/2022 12:44	0:03	KWPII	0.00274	0.09580	Oversupply
3/20/2022 12:44	0:07	AWE	0.07135	7.90000	Oversupply
3/20/2022 12:46	0:02	SSA3	0.09591	0.11300	Oversupply
3/20/2022 12:47	0:04	BS250	Data is not available	Data is not available	Oversupply
3/20/2022 12:48	0:04	SSA3	0.19024	0.00200	Oversupply
3/20/2022 12:50	0:02	SSA2	0.09512	0.00300	Oversupply
3/20/2022 12:52	0:02	SSA3	0.09433	0.08400	Oversupply
3/20/2022 12:52	0:10	SSA2	0.46423	0.07700	Oversupply
3/20/2022 12:53	0:09	BS250	Data is not available	Data is not available	Oversupply
3/20/2022 12:54	0:02	AWE	0.02256	8.70000	Oversupply
3/20/2022 12:54	0:02	KWPII	0.01290	0.52393	Oversupply
3/20/2022 12:54	0:08	SSA3	0.36943	0.02700	Oversupply
3/20/2022 12:57	0:07	AWE	0.08078	8.50000	Oversupply
3/20/2022 12:57	0:09	KWPII	0.07099	0.97500	Oversupply
3/20/2022 13:02	0:04	SSA3	0.16803	-0.00200	Oversupply
3/20/2022 13:02	0:04	SSA2	0.17339	0.01200	Oversupply
3/20/2022 13:03	0:02	BS250	Data is not available	Data is not available	Oversupply
3/20/2022 13:05	0:01	AWE	0.00369	8.70000	Oversupply
3/20/2022 13:06	0:01	BS250	Data is not available	Data is not available	Oversupply
3/20/2022 13:06	0:02	SSA3	0.08436	0.03600	Oversupply
3/20/2022 13:06	0:02	SSA2	0.08705	0.02100	Oversupply
3/20/2022 13:07	0:02	KWPII	0.00596	1.01093	Oversupply
3/20/2022 13:08	0:03	BS250	Data is not available	Data is not available	Oversupply
3/20/2022 13:08	0:02	SSA3	0.08436	0.00300	Oversupply
3/20/2022 13:08	0:02	SSA2	0.08705	0.00100	Oversupply
3/20/2022 13:10	0:01	KWPII	0.00969	0.86523	Oversupply
3/20/2022 13:10	0:02	SSA3	0.08436	0.00200	Oversupply
3/20/2022 13:10	0:02	SSA2	0.08633	0.00200	Oversupply
3/20/2022 13:12	0:02	SSA3	0.08436	1.17800	Oversupply
3/20/2022 13:12	0:02	SSA2	0.08705	1.35200	Oversupply
3/20/2022 13:14	0:02	SSA3	0.05307	1.20100	Oversupply
3/20/2022 13:14	0:02	SSA2	0.06409	1.35500	Oversupply
3/20/2022 13:16	0:02	SSA3	0.04134	1.86500	Oversupply
3/20/2022 13:16	0:02	SSA2	0.05014	0.61900	Oversupply
3/20/2022 13:24	0:02	SSA3	0.04134	1.32000	Oversupply
3/20/2022 13:24	0:02	SSA2	0.05014	0.05200	Oversupply
3/20/2022 13:26	0:02	SSA3	0.04134	0.24300	Oversupply
3/20/2022 13:26	0:02	SSA2	0.05014	0.22900	Oversupply
3/20/2022 13:28	0:01	KWPII	0.00036	2.00090	Oversupply
3/20/2022 13:28	0:02	SSA3	0.04523	0.34300	Oversupply
3/20/2022 13:28	0:02	SSA2	0.05172	0.07700	Oversupply
3/20/2022 13:30	0:02	SSA3	0.05479	0.96500	Oversupply
3/20/2022 13:30	0:02	SSA2	0.06381	0.99100	Oversupply
3/20/2022 13:32	0:02	SSA3	0.05479	0.41800	Oversupply
3/20/2022 13:32	0:02	SSA2	0.06328	0.39700	Oversupply
3/20/2022 13:34	0:02	SSA2	0.06381	0.45300	Oversupply
3/20/2022 13:34	0:02	SSA3	0.05479	0.85400	Oversupply
3/20/2022 13:36	0:02	SSA2	0.06434	0.79800	Oversupply
3/20/2022 13:36	0:02	SSA3	0.05479	0.78600	Oversupply
3/20/2022 13:38	0:02	SSA3	0.05479	1.07900	Oversupply
3/20/2022 13:38	0:02	SSA2	0.06328	0.95200	Oversupply
3/20/2022 13:40	0:02	SSA2	0.06381	1.65100	Oversupply
3/20/2022 13:40	0:02	SSA3	0.05433	1.44200	Oversupply
3/20/2022 13:42	0:02	SSA3	0.05479	2.17400	Oversupply
3/20/2022 13:42	0:02	SSA2	0.06381	1.53200	Oversupply
3/20/2022 13:44	0:02	SSA3	0.00945	2.15600	Oversupply
3/20/2022 13:44	0:02	SSA2	0.02021	1.20000	Oversupply
3/21/2022 9:18	0:02	SSA3	-0.00014	2.17400	Oversupply
3/21/2022 9:19	0:02	SSA2	0.00041	1.58400	Oversupply
3/21/2022 9:20	0:02	SSA3	-0.00013	1.74300	Oversupply
3/21/2022 9:30	0:02	SSA3	0.02048	2.13600	Oversupply
3/21/2022 9:31	0:02	SSA2	0.01928	0.72100	Oversupply



**Maui Curtailment Report**

March 2022

Start Date and Time	Duration (minutes)	IPP Curtailed	Estimated Curtailed MWH	Peak MW Curtailed	Reasons for Curtailment
3/21/2022 9:32	0:02	SSA3	0.02048	2.01200	Oversupply
3/21/2022 9:33	0:02	SSA2	0.01912	1.74500	Oversupply
3/21/2022 9:34	0:02	SSA3	0.02048	1.87900	Oversupply
3/21/2022 9:35	0:02	SSA2	0.01928	1.25400	Oversupply
3/21/2022 9:36	0:02	SSA3	0.02048	1.41000	Oversupply
3/21/2022 9:37	0:02	SSA2	0.01928	1.38800	Oversupply
3/21/2022 9:38	0:02	SSA3	0.02048	1.21900	Oversupply
3/21/2022 9:39	0:02	SSA2	0.01912	1.22000	Oversupply
3/21/2022 9:40	0:02	SSA3	0.02048	1.44500	Oversupply
3/21/2022 9:41	0:02	SSA2	0.01944	1.06200	Oversupply
3/21/2022 9:42	0:02	SSA3	0.02048	0.54800	Oversupply
3/21/2022 9:43	0:02	SSA2	0.03270	0.45400	Oversupply
3/21/2022 9:44	0:02	SSA3	0.05862	1.33100	Oversupply
3/21/2022 9:45	0:02	SSA2	0.06125	1.20500	Oversupply
3/21/2022 9:46	0:02	SSA3	0.06933	0.81700	Oversupply
3/21/2022 9:47	0:02	SSA2	0.06125	0.15900	Oversupply
3/21/2022 9:48	0:02	SSA3	0.07049	0.41400	Oversupply
3/21/2022 9:49	0:02	SSA2	0.06074	0.34000	Oversupply
3/21/2022 9:50	0:02	SSA3	0.06933	0.06800	Oversupply
3/21/2022 9:51	0:02	BS250	Data is not available	Data is not available	Oversupply
3/21/2022 9:51	0:02	SSA2	0.06074	0.19100	Oversupply
3/21/2022 9:52	0:02	SSA3	0.06991	0.37700	Oversupply
3/21/2022 9:53	1:00	SSA2	2.37089	0.02300	Oversupply
3/21/2022 9:54	0:43	BS250	Data is not available	Data is not available	Oversupply
3/21/2022 9:54	0:01	AWE	0.00770	8.50000	Oversupply
3/21/2022 9:54	0:42	SSA3	1.70704	0.05900	Oversupply
3/21/2022 9:56	0:03	AWE	0.02529	8.50000	Oversupply
3/21/2022 10:00	0:38	AWE	1.04392	10.80000	Oversupply
3/21/2022 10:37	0:02	SSA3	0.08831	0.16800	Oversupply
3/21/2022 10:38	0:03	BS250	Data is not available	Data is not available	Oversupply
3/21/2022 10:39	0:03	AWE	0.01225	10.40000	Oversupply
3/21/2022 10:39	0:16	SSA3	0.71228	-0.00100	Oversupply
3/21/2022 10:42	0:46	BS250	Data is not available	Data is not available	Oversupply
3/21/2022 10:43	0:10	AWE	0.15505	10.80000	Oversupply
3/21/2022 10:52	0:03	KWPPI	0.00624	0.17564	Oversupply
3/21/2022 10:54	0:01	AWE	0.00004	10.60000	Oversupply
3/21/2022 10:54	0:02	SSA2	0.08942	0.00000	Oversupply
3/21/2022 10:55	0:04	SSA3	0.17780	0.03800	Oversupply
3/21/2022 10:56	0:01	AWE	0.00687	11.40000	Oversupply
3/21/2022 10:56	0:42	KWPPI	0.68302	2.25638	Oversupply
3/21/2022 10:56	0:42	SSA2	1.94549	0.01700	Oversupply
3/21/2022 10:59	0:30	SSA3	1.44584	0.00000	Oversupply
3/21/2022 11:00	0:06	AWE	0.08760	11.60000	Oversupply
3/21/2022 11:07	0:14	AWE	0.18660	11.00000	Oversupply
3/21/2022 11:23	0:03	AWE	0.01274	11.00000	Oversupply
3/21/2022 11:29	0:09	BS250	Data is not available	Data is not available	Oversupply
3/21/2022 11:29	0:08	SSA3	0.36754	0.03900	Oversupply
3/21/2022 11:37	0:02	SSA3	0.09184	0.29800	Oversupply
3/21/2022 11:38	0:02	SSA2	0.09243	0.58200	Oversupply
3/21/2022 11:39	0:02	SSA3	0.09109	0.19500	Oversupply
3/21/2022 11:40	0:02	SSA2	0.09167	0.15800	Oversupply
3/21/2022 11:41	0:02	SSA3	0.09109	0.00900	Oversupply
3/21/2022 11:42	0:02	BS250	Data is not available	Data is not available	Oversupply
3/21/2022 11:42	0:02	KWPPI	0.00362	2.29929	Oversupply
3/21/2022 11:42	0:02	SSA2	0.09243	-0.00100	Oversupply
3/21/2022 11:43	0:02	SSA3	0.05822	0.15500	Oversupply
3/21/2022 11:44	0:02	SSA2	0.06233	0.09300	Oversupply
3/21/2022 11:45	0:02	SSA3	0.01311	0.68800	Oversupply
3/21/2022 11:46	0:02	SSA2	0.04129	0.11200	Oversupply
3/21/2022 11:47	0:02	SSA3	0.01311	1.55600	Oversupply
3/21/2022 11:48	0:02	SSA2	0.04095	0.39700	Oversupply
3/21/2022 11:56	0:02	SSA2	0.04129	0.59300	Oversupply
3/21/2022 22:46	7:13	KWPPI	68.98358	20.92612	Oversupply
3/22/2022 2:54	0:01	AWE	0.01801	3.30000	Oversupply
3/22/2022 3:32	0:01	AWE	0.00329	3.30000	Oversupply
3/22/2022 3:34	0:01	AWE	0.01298	4.90000	Oversupply
3/22/2022 3:36	0:12	AWE	0.61584	8.40000	Oversupply
3/22/2022 3:59	0:02	AWE	0.01833	6.20000	Oversupply
3/22/2022 4:02	0:06	AWE	0.12349	6.90000	Oversupply
3/22/2022 4:11	0:01	AWE	0.00069	7.10000	Oversupply
3/22/2022 4:14	0:01	AWE	0.00819	7.40000	Oversupply
3/22/2022 4:19	0:04	AWE	0.05331	7.90000	Oversupply
3/22/2022 4:25	0:18	AWE	0.84144	14.20000	Oversupply



**Maui Curtailment Report**

March 2022

Start Date and Time	Duration (minutes)	IPP Curtailed	Estimated Curtailed MWH	Peak MW Curtailed	Reasons for Curtailment
3/22/2022 4:45	0:01	AWE	0.00734	9.20000	Oversupply
3/22/2022 4:48	0:03	AWE	0.01852	9.30000	Oversupply
3/22/2022 7:42	0:02	SSA3	0.00263	0.49100	Oversupply
3/22/2022 7:43	0:01	BS250	Data is not available	Data is not available	Oversupply
3/22/2022 7:43	2:47	SSA2	3.02495	0.25000	Oversupply
3/22/2022 7:44	2:45	SSA3	4.22531	0.16300	Oversupply
3/22/2022 7:45	2:45	BS250	Data is not available	Data is not available	Oversupply
3/22/2022 7:46	2:45	KWPPII	28.63751	20.56187	Oversupply
3/22/2022 9:00	0:37	AWE	1.67853	19.40000	Oversupply
3/22/2022 9:39	0:01	AWE	0.00771	16.60000	Oversupply
3/22/2022 10:30	0:02	SSA3	0.07212	0.02300	Oversupply
3/22/2022 10:30	0:02	SSA2	0.07238	0.03600	Oversupply
3/22/2022 10:32	0:02	SSA3	0.07212	0.32800	Oversupply
3/22/2022 10:32	0:02	SSA2	0.07179	1.66500	Oversupply
3/22/2022 10:34	0:02	SSA3	0.07212	0.64700	Oversupply
3/22/2022 10:34	0:02	SSA2	0.07238	1.17800	Oversupply
3/22/2022 10:36	1:24	BS250	Data is not available	Data is not available	Oversupply
3/22/2022 10:36	1:25	SSA3	3.87685	0.01100	Oversupply
3/22/2022 10:36	1:25	SSA2	3.22803	0.02600	Oversupply
3/22/2022 10:37	1:23	KWPPII	18.64488	20.45808	Oversupply
3/22/2022 10:52	0:10	AWE	0.45169	18.20000	Oversupply
3/22/2022 11:03	0:02	AWE	0.02310	16.40000	Oversupply
3/22/2022 11:08	0:22	AWE	1.30646	19.50000	Oversupply
3/22/2022 12:00	0:02	SSA2	0.09109	0.70900	Oversupply
3/22/2022 12:00	0:02	SSA3	0.09033	0.16000	Oversupply
3/22/2022 12:02	0:04	BS250	Data is not available	Data is not available	Oversupply
3/22/2022 12:02	0:04	SSA2	0.18217	0.01400	Oversupply
3/22/2022 12:02	0:04	SSA3	0.18217	0.67700	Oversupply
3/22/2022 12:03	0:03	KWPPII	0.10246	19.15276	Oversupply
3/22/2022 12:06	0:02	SSA2	0.09109	0.05000	Oversupply
3/22/2022 12:06	0:02	SSA3	0.09033	-0.00400	Oversupply
3/22/2022 12:08	0:02	SSA2	0.09033	0.69700	Oversupply
3/22/2022 12:08	0:02	SSA3	0.09109	-0.00300	Oversupply
3/22/2022 12:10	0:10	BS250	Data is not available	Data is not available	Oversupply
3/22/2022 12:10	0:04	SSA2	0.18142	0.00200	Oversupply
3/22/2022 12:10	0:04	SSA3	0.18268	0.70100	Oversupply
3/22/2022 12:11	0:10	KWPPII	0.22323	20.48503	Oversupply
3/22/2022 12:14	0:02	SSA2	0.08453	0.00100	Oversupply
3/22/2022 12:15	0:06	SSA3	0.22826	0.04900	Oversupply
3/22/2022 12:16	0:04	SSA2	0.13612	0.00300	Oversupply
3/22/2022 12:20	0:02	SSA2	0.06834	0.45100	Oversupply
3/22/2022 12:21	0:02	SSA3	0.07693	0.84200	Oversupply
3/22/2022 12:23	0:02	SSA2	0.06834	0.96800	Oversupply
3/22/2022 12:23	0:02	SSA3	0.07567	1.45800	Oversupply
3/22/2022 12:25	0:02	SSA2	0.06778	0.59100	Oversupply
3/22/2022 12:25	0:02	SSA3	0.07630	0.77600	Oversupply
3/22/2022 12:27	0:02	SSA2	0.06834	0.56800	Oversupply
3/22/2022 12:27	0:02	SSA3	0.07630	0.23300	Oversupply
3/22/2022 12:28	0:01	BS250	Data is not available	Data is not available	Oversupply
3/22/2022 12:29	0:01	KWPPII	0.00146	19.44915	Oversupply
3/22/2022 12:29	0:04	SSA2	0.07648	0.02100	Oversupply
3/22/2022 12:29	0:02	SSA3	0.04946	0.26000	Oversupply
3/22/2022 12:31	0:02	SSA3	0.02924	0.06400	Oversupply
3/22/2022 12:33	0:02	SSA2	0.02110	0.08700	Oversupply
3/22/2022 12:33	0:02	SSA3	0.02924	0.58400	Oversupply
3/22/2022 12:37	0:02	SSA2	0.02093	1.23900	Oversupply
3/22/2022 12:45	0:02	SSA2	0.00588	1.95600	Oversupply
3/22/2022 12:45	0:02	SSA3	0.00024	1.31300	Oversupply
3/22/2022 13:07	0:02	SSA2	0.02852	1.30200	Oversupply
3/22/2022 13:09	0:02	SSA2	0.02900	1.23500	Oversupply
3/22/2022 13:09	0:02	SSA3	0.04554	1.08600	Oversupply
3/22/2022 13:10	0:30	BS250	Data is not available	Data is not available	Oversupply
3/22/2022 13:11	0:12	KWPPII	1.04776	20.29741	Oversupply
3/22/2022 13:11	0:32	SSA2	0.68173	0.00500	Oversupply
3/22/2022 13:11	0:10	SSA3	0.36453	-0.00600	Oversupply
3/22/2022 13:21	0:02	SSA3	0.08661	-0.00400	Oversupply
3/22/2022 13:23	0:18	SSA3	0.72109	0.02800	Oversupply
3/22/2022 13:24	0:18	KWPPII	0.72449	19.32241	Oversupply
3/22/2022 13:41	0:02	SSA3	0.07618	0.07700	Oversupply
3/22/2022 13:42	0:01	BS250	Data is not available	Data is not available	Oversupply
3/22/2022 13:43	0:02	SSA2	0.03264	0.42600	Oversupply
3/22/2022 13:43	0:02	SSA3	0.07958	1.06300	Oversupply
3/22/2022 13:45	2:23	SSA2	6.06828	0.01900	Oversupply





**Maui Curtailment Report**

March 2022

Start Date and Time	Duration (minutes)	IPP Curtailed	Estimated Curtailed MWH	Peak MW Curtailed	Reasons for Curtailment
3/22/2022 13:45	2:23	SSA3	4.67137	0.41600	Oversupply
3/22/2022 13:46	2:22	BS250	Data is not available	Data is not available	Oversupply
3/22/2022 13:48	2:20	KWPPI	23.58884	21.09877	Oversupply
3/22/2022 14:48	0:02	AWE	0.00742	20.30000	Oversupply
3/22/2022 14:51	0:09	AWE	0.30991	21.00000	Oversupply
3/22/2022 15:01	0:01	AWE	0.00747	20.40000	Oversupply
3/22/2022 16:08	0:02	SSA2	0.06639	0.06200	Oversupply
3/22/2022 16:09	0:02	SSA3	0.02060	0.48400	Oversupply
3/22/2022 16:10	0:02	SSA2	0.06750	1.43500	Oversupply
3/22/2022 16:11	0:02	SSA3	0.02060	0.32800	Oversupply
3/22/2022 17:02	0:02	SSA2	0.00464	1.56800	Oversupply
3/22/2022 17:03	0:02	SSA3	0.00786	0.97300	Oversupply
3/22/2022 17:05	0:02	SSA3	0.00786	1.19700	Oversupply
3/22/2022 17:06	0:02	SSA2	0.00464	0.41900	Oversupply
3/22/2022 17:07	0:01	BS250	Data is not available	Data is not available	Oversupply
3/22/2022 17:07	0:02	SSA3	0.00786	0.01300	Oversupply
3/22/2022 17:08	0:01	KWPPI	0.00193	20.83930	Oversupply
3/22/2022 17:08	0:02	SSA2	0.00464	0.32800	Oversupply
3/22/2022 17:09	0:02	SSA3	0.00786	0.24900	Oversupply
3/22/2022 17:10	0:02	SSA2	0.00464	0.34000	Oversupply
3/22/2022 17:11	0:02	SSA3	0.00786	1.12600	Oversupply
3/22/2022 20:45	0:02	KWPPI	0.00178	20.79439	Oversupply
3/22/2022 20:48	0:01	KWPPI	0.00325	20.68063	Oversupply
3/22/2022 20:57	0:59	KWPPI	3.17789	20.79240	Oversupply
3/22/2022 21:58	0:01	KWPPI	0.00118	20.71655	Oversupply
3/22/2022 22:09	0:07	KWPPI	0.24354	20.79839	Oversupply
3/22/2022 22:19	5:44	KWPPI	73.19800	20.82833	Oversupply
3/23/2022 0:33	0:01	AWE	0.00040	18.10000	Oversupply
3/23/2022 0:35	0:01	AWE	0.00227	18.10000	Oversupply
3/23/2022 1:34	0:01	AWE	0.00119	21.00000	Oversupply
3/23/2022 1:57	0:01	AWE	0.00213	19.90000	Oversupply
3/23/2022 1:59	0:01	AWE	0.00274	19.50000	Oversupply
3/23/2022 2:05	0:01	AWE	0.00054	18.70000	Oversupply
3/23/2022 2:21	0:02	AWE	0.01501	18.60000	Oversupply
3/23/2022 2:28	0:01	AWE	0.00354	18.30000	Oversupply
3/23/2022 2:52	0:01	AWE	0.00896	17.90000	Oversupply
3/23/2022 2:56	0:01	AWE	0.00262	17.10000	Oversupply
3/23/2022 2:59	0:01	AWE	0.00355	17.50000	Oversupply
3/23/2022 3:09	0:01	AWE	0.00358	17.10000	Oversupply
3/23/2022 4:04	0:02	KWPPI	0.01900	19.26852	Oversupply
3/23/2022 7:23	0:02	SSA2	0.00321	0.11500	Oversupply
3/23/2022 7:24	0:38	SSA3	0.38827	0.00500	Oversupply
3/23/2022 7:25	0:02	KWPPI	0.01571	21.04588	Oversupply
3/23/2022 7:25	0:02	SSA2	0.00321	0.03600	Oversupply
3/23/2022 7:26	0:37	BS250	Data is not available	Data is not available	Oversupply
3/23/2022 7:27	0:38	SSA2	0.22308	0.00000	Oversupply
3/23/2022 7:28	0:36	KWPPI	4.17202	21.04887	Oversupply
3/23/2022 8:02	0:02	SSA3	0.02761	0.00300	Oversupply
3/23/2022 8:04	0:01	BS250	Data is not available	Data is not available	Oversupply
3/23/2022 8:04	0:02	SSA3	0.02761	0.31800	Oversupply
3/23/2022 8:06	0:02	SSA2	0.01954	0.34500	Oversupply
3/23/2022 8:07	0:02	SSA3	0.02761	0.19100	Oversupply
3/23/2022 8:08	0:02	SSA2	0.01971	0.05900	Oversupply
3/23/2022 8:09	0:02	SSA3	0.02761	0.05000	Oversupply
3/23/2022 8:10	0:02	SSA2	0.01971	0.39800	Oversupply
3/23/2022 8:11	0:02	SSA3	0.02761	0.51500	Oversupply
3/23/2022 8:12	5:32	SSA2	11.18680	0.34900	Oversupply
3/23/2022 8:13	5:31	BS250	Data is not available	Data is not available	Oversupply
3/23/2022 8:13	0:56	KWPPI	3.85243	20.97403	Oversupply
3/23/2022 8:13	5:31	SSA3	11.23921	0.01300	Oversupply
3/23/2022 9:10	0:01	KWPPI	0.00766	20.91415	Oversupply
3/23/2022 9:12	4:33	KWPPI	66.02225	20.98500	Oversupply
3/23/2022 9:47	0:02	AWE	0.01301	19.00000	Oversupply
3/23/2022 11:04	0:01	AWE	0.00209	20.00000	Oversupply
3/23/2022 11:06	0:01	AWE	0.00025	19.00000	Oversupply
3/23/2022 11:13	0:01	AWE	0.00335	19.80000	Oversupply
3/23/2022 11:19	0:05	AWE	0.07327	20.40000	Oversupply
3/23/2022 11:26	0:07	AWE	0.18233	20.20000	Oversupply
3/23/2022 11:34	0:15	AWE	0.42994	20.40000	Oversupply
3/23/2022 11:51	0:08	AWE	0.08520	20.30000	Oversupply
3/23/2022 12:00	0:02	AWE	0.01069	20.30000	Oversupply
3/23/2022 13:43	0:02	SSA3	0.04065	0.19800	Oversupply
3/23/2022 13:43	0:02	SSA2	0.07267	0.00000	Oversupply



**Maui Curtailment Report**

March 2022

Start Date and Time	Duration (minutes)	IPP Curtailed	Estimated Curtailed MWH	Peak MW Curtailed	Reasons for Curtailment
3/23/2022 13:45	0:10	SSA3	0.15268	0.00800	Oversupply
3/23/2022 13:46	0:10	SSA2	0.30499	0.02800	Oversupply
3/23/2022 13:46	0:09	BS250	Data is not available	Data is not available	Oversupply
3/23/2022 13:47	0:08	KWP11	0.30495	20.74250	Oversupply
3/23/2022 13:56	0:02	SSA3	0.03054	0.47000	Oversupply
3/23/2022 13:56	0:02	SSA2	0.06069	0.11600	Oversupply
3/23/2022 14:12	0:02	SSA2	0.04716	1.88400	Oversupply
3/23/2022 14:12	0:02	SSA3	0.00040	0.57900	Oversupply
3/23/2022 14:14	0:02	SSA2	0.06326	1.43800	Oversupply
3/23/2022 14:14	0:02	SSA3	0.01880	0.13000	Oversupply
3/23/2022 14:15	0:06	BS250	Data is not available	Data is not available	Oversupply
3/23/2022 14:16	0:06	KWP11	0.23227	20.85527	Oversupply
3/23/2022 14:16	0:06	SSA2	0.26666	0.02000	Oversupply
3/23/2022 14:16	0:06	SSA3	0.05558	0.00000	Oversupply
3/23/2022 14:22	0:02	SSA2	0.08840	0.35100	Oversupply
3/23/2022 14:22	0:02	SSA3	0.01853	0.21900	Oversupply
3/23/2022 14:24	0:02	SSA2	0.08913	0.99100	Oversupply
3/23/2022 14:24	0:02	SSA3	0.01853	0.13900	Oversupply
3/23/2022 14:25	0:16	BS250	Data is not available	Data is not available	Oversupply
3/23/2022 14:26	0:14	KWP11	0.93429	20.77444	Oversupply
3/23/2022 14:26	0:14	SSA2	0.51708	0.00900	Oversupply
3/23/2022 14:26	0:14	SSA3	0.15873	0.00500	Oversupply
3/23/2022 14:40	0:02	SSA2	0.06814	0.00100	Oversupply
3/23/2022 14:40	0:02	SSA3	0.02445	0.06200	Oversupply
3/23/2022 14:42	0:02	SSA2	0.06814	0.13900	Oversupply
3/23/2022 14:42	0:02	SSA3	0.02445	0.27700	Oversupply
3/23/2022 14:46	0:02	SSA2	0.08042	1.27300	Oversupply
3/23/2022 14:46	0:02	SSA3	0.03859	0.24100	Oversupply
3/23/2022 14:47	0:02	BS250	Data is not available	Data is not available	Oversupply
3/23/2022 14:48	0:09	KWP11	0.15711	20.87623	Oversupply
3/23/2022 14:48	0:08	SSA2	0.32369	0.01500	Oversupply
3/23/2022 14:48	0:10	SSA3	0.19265	0.00200	Oversupply
3/23/2022 14:50	0:07	BS250	Data is not available	Data is not available	Oversupply
3/23/2022 14:56	0:02	SSA2	0.08109	0.00500	Oversupply
3/23/2022 14:58	0:02	SSA2	0.06856	0.42000	Oversupply
3/23/2022 14:58	0:02	SSA3	0.02645	0.43300	Oversupply
3/23/2022 15:00	0:02	SSA2	0.01446	0.76400	Oversupply
3/23/2022 15:00	0:02	SSA3	-0.00231	0.34300	Oversupply
3/23/2022 15:02	0:02	SSA2	0.01434	1.91000	Oversupply
3/23/2022 15:02	0:02	SSA3	-0.00231	1.22800	Oversupply
3/23/2022 15:16	0:02	SSA2	0.00723	1.35100	Oversupply
3/23/2022 15:22	0:02	SSA2	0.00723	2.83800	Oversupply
3/23/2022 19:40	0:01	KWP11	0.00150	20.77543	Oversupply
3/23/2022 20:53	0:24	KWP11	0.62877	20.77543	Oversupply
3/23/2022 21:53	6:06	KWP11	49.61320	20.78242	Oversupply
3/24/2022 3:32	0:01	AWE	0.00333	0.20000	Oversupply
3/24/2022 4:25	0:47	KWP11	1.87986	20.77743	Oversupply
3/24/2022 5:18	0:01	KWP11	0.00070	20.76745	Oversupply
3/24/2022 8:39	0:02	SSA3	0.01613	1.49100	Oversupply
3/24/2022 8:40	0:02	SSA2	0.02388	0.69100	Oversupply
3/24/2022 8:41	7:05	BS250	Data is not available	Data is not available	Oversupply
3/24/2022 8:41	7:04	SSA3	17.84434	0.01700	Oversupply
3/24/2022 8:42	7:04	KWP11	116.04254	20.77643	Oversupply
3/24/2022 8:42	7:03	SSA2	18.12057	-0.00100	Oversupply
3/24/2022 9:18	0:01	AWE	0.00446	17.50000	Oversupply
3/24/2022 9:50	0:02	AWE	0.03846	21.00000	Oversupply
3/24/2022 10:05	0:02	AWE	0.01923	19.10000	Oversupply
3/24/2022 10:11	0:01	AWE	0.00006	16.80000	Oversupply
3/24/2022 10:16	0:09	AWE	0.22848	17.80000	Oversupply
3/24/2022 10:27	4:31	AWE	53.84813	21.00000	Oversupply
3/24/2022 14:59	0:19	AWE	0.65727	21.00000	Oversupply
3/24/2022 15:45	0:02	SSA2	0.07076	0.05300	Oversupply
3/24/2022 15:45	0:02	SSA3	0.05489	-0.00500	Oversupply
3/24/2022 15:47	0:02	SSA2	0.07076	0.31500	Oversupply
3/24/2022 15:47	0:02	SSA3	0.05399	-0.00300	Oversupply
3/24/2022 15:49	0:02	SSA2	0.07018	0.31400	Oversupply
3/24/2022 15:49	0:02	SSA3	0.05489	0.28300	Oversupply
3/24/2022 15:51	0:02	SSA2	0.07076	0.89800	Oversupply
3/24/2022 15:51	0:02	SSA3	0.05444	1.08400	Oversupply
3/24/2022 15:52	0:02	BS250	Data is not available	Data is not available	Oversupply
3/24/2022 15:53	0:02	SSA2	0.07076	0.01600	Oversupply
3/24/2022 15:53	0:02	SSA3	0.05444	0.00200	Oversupply
3/24/2022 15:54	0:01	KWP11	0.00345	19.34137	Oversupply



**Maui Curtailment Report**

March 2022

Start Date and Time	Duration (minutes)	IPP Curtailed	Estimated Curtailed MWH	Peak MW Curtailed	Reasons for Curtailment
3/24/2022 15:55	0:02	SSA2	0.07018	0.12500	Oversupply
3/24/2022 15:55	0:02	SSA3	0.05444	-0.00500	Oversupply
3/24/2022 15:57	0:01	BS250	Data is not available	Data is not available	Oversupply
3/24/2022 15:57	0:02	SSA2	0.07076	0.04500	Oversupply
3/24/2022 15:57	0:02	SSA3	0.05444	-0.00400	Oversupply
3/24/2022 15:59	0:02	SSA2	0.03787	0.30000	Oversupply
3/24/2022 15:59	0:02	SSA3	0.02410	0.49400	Oversupply
3/24/2022 16:01	0:02	SSA2	0.01504	0.90300	Oversupply
3/24/2022 16:01	0:02	SSA3	0.00380	1.81400	Oversupply
3/24/2022 16:07	0:02	SSA2	0.01516	0.23600	Oversupply
3/24/2022 16:07	0:02	SSA3	0.00380	0.78700	Oversupply
3/24/2022 16:27	0:02	SSA2	0.00227	1.97500	Oversupply
3/24/2022 21:48	1:29	KWP	12.42229	19.55793	Oversupply
3/24/2022 23:19	0:08	KWP	0.04687	19.55294	Oversupply
3/24/2022 23:29	0:01	KWP	0.00118	19.54196	Oversupply
3/24/2022 23:33	6:07	KWP	48.62981	19.55992	Oversupply
3/25/2022 7:58	0:02	SSA2	0.00263	0.48900	Oversupply
3/25/2022 8:38	0:02	SSA3	0.00657	1.46700	Oversupply
3/25/2022 8:41	0:02	SSA2	0.00761	1.11300	Oversupply
3/25/2022 8:42	0:02	SSA3	0.00657	0.98000	Oversupply
3/25/2022 8:43	0:02	SSA2	0.00967	0.37200	Oversupply
3/25/2022 8:44	0:02	SSA3	0.02491	0.59600	Oversupply
3/25/2022 8:45	0:02	SSA2	0.03813	0.26300	Oversupply
3/25/2022 8:46	0:02	SSA3	0.04632	0.38600	Oversupply
3/25/2022 8:47	0:02	SSA2	0.03782	0.13900	Oversupply
3/25/2022 8:48	0:02	BS250	Data is not available	Data is not available	Oversupply
3/25/2022 8:48	0:04	SSA3	0.09264	0.01000	Oversupply
3/25/2022 8:49	0:02	KWP	0.01284	19.57888	Oversupply
3/25/2022 8:49	0:02	SSA2	0.03813	0.01200	Oversupply
3/25/2022 8:51	0:02	SSA2	0.03813	-0.00200	Oversupply
3/25/2022 8:52	0:02	SSA3	0.04632	-0.00200	Oversupply
3/25/2022 8:53	0:02	SSA2	0.03813	-0.00200	Oversupply
3/25/2022 8:54	0:01	BS250	Data is not available	Data is not available	Oversupply
3/25/2022 8:54	0:02	SSA3	0.04632	0.09800	Oversupply
3/25/2022 8:55	0:02	SSA2	0.03813	0.28900	Oversupply
3/25/2022 8:56	0:02	SSA3	0.04632	1.07100	Oversupply
3/25/2022 8:57	0:02	SSA2	0.03782	0.08800	Oversupply
3/25/2022 8:58	0:02	SSA3	0.04660	0.33300	Oversupply
3/25/2022 8:59	0:02	SSA2	0.04066	0.16500	Oversupply
3/25/2022 9:00	6:32	BS250	Data is not available	Data is not available	Oversupply
3/25/2022 9:00	6:38	KWP	110.39458	21.07382	Oversupply
3/25/2022 9:00	0:02	SSA3	0.05953	0.02200	Oversupply
3/25/2022 9:01	6:40	SSA2	17.34846	-0.00200	Oversupply
3/25/2022 9:02	0:02	SSA3	0.05953	-0.00200	Oversupply
3/25/2022 9:03	0:02	AWE	0.00500	0.20000	Oversupply
3/25/2022 9:04	6:38	SSA3	15.79599	-0.00200	Oversupply
3/25/2022 9:25	0:05	AWE	0.08152	15.50000	Oversupply
3/25/2022 9:31	0:01	AWE	0.00158	12.50000	Oversupply
3/25/2022 9:36	0:07	AWE	0.14604	14.70000	Oversupply
3/25/2022 10:08	0:50	AWE	2.87940	9.00000	Oversupply
3/25/2022 10:12	0:01	5A	Data is not available	Data is not available	Oversupply
3/25/2022 10:12	0:01	MS	Data is not available	Data is not available	Oversupply
3/25/2022 10:14	0:01	5A	Data is not available	Data is not available	Oversupply
3/25/2022 10:14	0:01	MS	Data is not available	Data is not available	Oversupply
3/25/2022 10:18	0:01	5A	Data is not available	Data is not available	Oversupply
3/25/2022 10:18	0:01	MS	Data is not available	Data is not available	Oversupply
3/25/2022 10:21	0:05	5A	Data is not available	Data is not available	Oversupply
3/25/2022 10:21	0:05	MS	Data is not available	Data is not available	Oversupply
3/25/2022 10:27	0:01	5A	Data is not available	Data is not available	Oversupply
3/25/2022 10:27	0:01	MS	Data is not available	Data is not available	Oversupply
3/25/2022 10:29	0:04	5A	Data is not available	Data is not available	Oversupply
3/25/2022 10:29	0:04	MS	Data is not available	Data is not available	Oversupply
3/25/2022 10:35	0:01	5A	Data is not available	Data is not available	Oversupply
3/25/2022 10:35	0:01	MS	Data is not available	Data is not available	Oversupply
3/25/2022 10:38	0:05	5A	Data is not available	Data is not available	Oversupply
3/25/2022 10:38	0:05	MS	Data is not available	Data is not available	Oversupply
3/25/2022 10:40	0:01	KWP	0.00267	18.80000	Oversupply
3/25/2022 10:44	0:02	5A	Data is not available	Data is not available	Oversupply
3/25/2022 10:44	0:02	MS	Data is not available	Data is not available	Oversupply
3/25/2022 10:49	0:02	5A	Data is not available	Data is not available	Oversupply
3/25/2022 10:49	0:02	MS	Data is not available	Data is not available	Oversupply
3/25/2022 10:54	0:03	5A	Data is not available	Data is not available	Oversupply
3/25/2022 10:54	0:03	MS	Data is not available	Data is not available	Oversupply



**Maui Curtailment Report**

March 2022

Start Date and Time	Duration (minutes)	IPP Curtailed	Estimated Curtailed MWH	Peak MW Curtailed	Reasons for Curtailment
3/25/2022 10:59	0:01	5A	Data is not available	Data is not available	Oversupply
3/25/2022 10:59	0:01	MS	Data is not available	Data is not available	Oversupply
3/25/2022 10:59	0:11	AWE	0.23573	2.90000	Oversupply
3/25/2022 11:03	0:03	5A	Data is not available	Data is not available	Oversupply
3/25/2022 11:03	0:03	MS	Data is not available	Data is not available	Oversupply
3/25/2022 11:07	0:04	5A	Data is not available	Data is not available	Oversupply
3/25/2022 11:07	0:04	MS	Data is not available	Data is not available	Oversupply
3/25/2022 11:11	0:02	AWE	0.01348	0.70000	Oversupply
3/25/2022 11:14	0:03	AWE	0.03224	1.30000	Oversupply
3/25/2022 11:15	0:01	5A	Data is not available	Data is not available	Oversupply
3/25/2022 11:15	0:01	MS	Data is not available	Data is not available	Oversupply
3/25/2022 11:29	0:04	5A	Data is not available	Data is not available	Oversupply
3/25/2022 11:29	0:04	MS	Data is not available	Data is not available	Oversupply
3/25/2022 11:29	0:01	AWE	0.00080	0.10000	Oversupply
3/25/2022 11:31	2:56	AWE	23.71388	20.70000	Oversupply
3/25/2022 11:34	0:02	5A	Data is not available	Data is not available	Oversupply
3/25/2022 11:34	0:02	MS	Data is not available	Data is not available	Oversupply
3/25/2022 11:38	0:11	5A	Data is not available	Data is not available	Oversupply
3/25/2022 11:38	0:11	MS	Data is not available	Data is not available	Oversupply
3/25/2022 11:50	0:08	5A	Data is not available	Data is not available	Oversupply
3/25/2022 11:50	0:08	MS	Data is not available	Data is not available	Oversupply
3/25/2022 11:56	0:01	KWVP	0.00267	14.64000	Oversupply
3/25/2022 11:59	0:02	5A	Data is not available	Data is not available	Oversupply
3/25/2022 11:59	0:02	MS	Data is not available	Data is not available	Oversupply
3/25/2022 12:02	0:05	5A	Data is not available	Data is not available	Oversupply
3/25/2022 12:02	0:05	MS	Data is not available	Data is not available	Oversupply
3/25/2022 12:08	0:11	5A	Data is not available	Data is not available	Oversupply
3/25/2022 12:08	0:11	MS	Data is not available	Data is not available	Oversupply
3/25/2022 12:09	0:01	KWVP	0.00267	15.60000	Oversupply
3/25/2022 12:20	0:02	5A	Data is not available	Data is not available	Oversupply
3/25/2022 12:20	0:02	MS	Data is not available	Data is not available	Oversupply
3/25/2022 12:24	0:03	5A	Data is not available	Data is not available	Oversupply
3/25/2022 12:24	0:03	MS	Data is not available	Data is not available	Oversupply
3/25/2022 12:28	0:02	5A	Data is not available	Data is not available	Oversupply
3/25/2022 12:28	0:02	MS	Data is not available	Data is not available	Oversupply
3/25/2022 12:31	0:03	5A	Data is not available	Data is not available	Oversupply
3/25/2022 12:31	0:03	MS	Data is not available	Data is not available	Oversupply
3/25/2022 12:35	0:02	5A	Data is not available	Data is not available	Oversupply
3/25/2022 12:35	0:02	MS	Data is not available	Data is not available	Oversupply
3/25/2022 12:43	0:08	5A	Data is not available	Data is not available	Oversupply
3/25/2022 12:43	0:08	MS	Data is not available	Data is not available	Oversupply
3/25/2022 12:44	0:01	KWVP	0.01067	19.12000	Oversupply
3/25/2022 12:47	0:01	KWVP	0.00267	17.36000	Oversupply
3/25/2022 12:53	0:01	5A	Data is not available	Data is not available	Oversupply
3/25/2022 12:53	0:01	MS	Data is not available	Data is not available	Oversupply
3/25/2022 12:55	0:10	5A	Data is not available	Data is not available	Oversupply
3/25/2022 12:55	0:10	MS	Data is not available	Data is not available	Oversupply
3/25/2022 13:00	0:01	KWVP	0.00267	15.28000	Oversupply
3/25/2022 13:02	0:01	KWVP	0.00533	13.52000	Oversupply
3/25/2022 13:04	0:01	KWVP	0.00267	12.72000	Oversupply
3/25/2022 13:07	0:01	5A	Data is not available	Data is not available	Oversupply
3/25/2022 13:07	0:01	MS	Data is not available	Data is not available	Oversupply
3/25/2022 13:09	0:03	5A	Data is not available	Data is not available	Oversupply
3/25/2022 13:09	0:03	MS	Data is not available	Data is not available	Oversupply
3/25/2022 13:13	0:03	5A	Data is not available	Data is not available	Oversupply
3/25/2022 13:13	0:03	MS	Data is not available	Data is not available	Oversupply
3/25/2022 13:17	0:03	5A	Data is not available	Data is not available	Oversupply
3/25/2022 13:17	0:03	MS	Data is not available	Data is not available	Oversupply
3/25/2022 15:33	0:02	BS250	Data is not available	Data is not available	Oversupply
3/25/2022 15:36	0:01	BS250	Data is not available	Data is not available	Oversupply
3/25/2022 15:38	0:02	BS250	Data is not available	Data is not available	Oversupply
3/25/2022 15:39	0:02	KWPII	0.06162	20.37725	Oversupply
3/25/2022 15:41	0:02	SSA2	0.08713	-0.00200	Oversupply
3/25/2022 15:41	0:02	SSA3	0.04075	0.43800	Oversupply
3/25/2022 15:43	0:02	SSA2	0.05917	0.51000	Oversupply
3/25/2022 15:43	0:02	SSA3	0.02975	1.52700	Oversupply
3/25/2022 17:58	0:08	BS250	Data is not available	Data is not available	Oversupply
3/25/2022 17:58	0:08	SSA2	0.03642	0.02700	Oversupply
3/25/2022 17:59	0:07	KWPII	0.17468	20.92313	Oversupply
3/25/2022 17:59	0:08	SSA3	0.02121	0.23900	Oversupply
3/25/2022 21:37	0:01	KWPII	0.00985	20.56686	Oversupply
3/25/2022 21:39	0:01	KWPII	0.00495	20.73252	Oversupply
3/25/2022 21:41	0:21	KWPII	0.64546	20.78940	Oversupply



Maui Curtailment Report

March 2022

Start Date and Time	Duration (minutes)	IPP Curtailed	Estimated Curtailed MWH	Peak MW Curtailed	Reasons for Curtailment
3/25/2022 22:03	0:01	KWPII	0.00076	20.78242	Oversupply
3/25/2022 22:34	0:01	KWPII	0.00245	20.69260	Oversupply
3/25/2022 22:37	0:03	KWPII	0.02915	20.81435	Oversupply
3/25/2022 22:57	0:01	KWPII	0.00366	20.77543	Oversupply
3/25/2022 22:59	0:03	KWPII	0.00759	20.77444	Oversupply
3/26/2022 0:10	0:01	KWPII	0.00228	20.76945	Oversupply
3/26/2022 0:12	1:50	KWPII	7.46058	20.79439	Oversupply
3/26/2022 2:03	2:39	KWPII	8.51367	20.85627	Oversupply
3/26/2022 5:45	0:04	KWPII	0.05379	19.45314	Oversupply
3/26/2022 5:51	0:17	KWPII	0.29437	19.46512	Oversupply
3/26/2022 8:04	0:02	SSA3	0.02703	0.35800	Oversupply
3/26/2022 8:05	0:09	BS250	Data is not available	Data is not available	Oversupply
3/26/2022 8:05	0:10	KWPII	0.24758	19.57888	Oversupply
3/26/2022 8:05	0:10	SSA2	0.05827	0.01200	Oversupply
3/26/2022 8:06	0:08	SSA3	0.10725	0.00400	Oversupply
3/26/2022 8:35	0:02	SSA2	0.00178	0.71400	Oversupply
3/26/2022 8:37	0:02	SSA2	0.00178	0.66600	Oversupply
3/26/2022 8:43	0:02	SSA2	0.00778	0.70800	Oversupply
3/26/2022 8:44	0:01	BS250	Data is not available	Data is not available	Oversupply
3/26/2022 8:44	0:02	SSA3	0.01982	0.02000	Oversupply
3/26/2022 8:45	0:01	KWPII	0.01177	19.52200	Oversupply
3/26/2022 8:45	0:02	SSA2	0.02687	0.01500	Oversupply
3/26/2022 8:46	0:49	BS250	Data is not available	Data is not available	Oversupply
3/26/2022 8:46	0:48	SSA3	1.14248	0.04100	Oversupply
3/26/2022 8:47	0:48	SSA2	0.68463	0.00400	Oversupply
3/26/2022 8:48	0:47	KWPII	5.22562	19.53498	Oversupply
3/26/2022 9:35	0:02	SSA3	0.04945	0.34700	Oversupply
3/26/2022 9:35	0:02	SSA2	0.02734	0.18200	Oversupply
3/26/2022 9:37	0:01	KWPII	0.00046	18.79250	Oversupply
3/26/2022 9:37	5:41	SSA3	13.61085	0.19300	Oversupply
3/26/2022 9:37	5:42	SSA2	11.72828	0.00500	Oversupply
3/26/2022 9:38	5:40	BS250	Data is not available	Data is not available	Oversupply
3/26/2022 9:39	5:40	KWPII	87.91977	21.04987	Oversupply
3/26/2022 10:18	0:03	AWE	0.07559	16.50000	Oversupply
3/26/2022 10:22	0:05	AWE	0.12009	18.70000	Oversupply
3/26/2022 10:29	0:02	AWE	0.03415	20.40000	Oversupply
3/26/2022 10:41	0:01	AWE	0.00493	19.40000	Oversupply
3/26/2022 11:18	0:02	AWE	0.00115	15.40000	Oversupply
3/26/2022 11:21	0:01	AWE	0.00188	13.50000	Oversupply
3/26/2022 11:23	0:03	AWE	0.02431	13.50000	Oversupply
3/26/2022 11:27	0:05	AWE	0.24041	16.30000	Oversupply
3/26/2022 11:34	0:05	AWE	0.09744	16.30000	Oversupply
3/26/2022 11:44	0:01	AWE	0.00255	15.90000	Oversupply
3/26/2022 11:47	0:05	AWE	0.11418	14.60000	Oversupply
3/26/2022 11:54	0:03	AWE	0.05228	12.90000	Oversupply
3/26/2022 12:59	0:01	AWE	0.01795	10.90000	Oversupply
3/26/2022 13:01	0:23	AWE	1.66997	15.50000	Oversupply
3/26/2022 13:26	0:12	AWE	0.39700	10.10000	Oversupply
3/26/2022 13:42	1:08	AWE	4.73362	18.40000	Oversupply
3/26/2022 14:51	0:01	AWE	0.00859	16.90000	Oversupply
3/26/2022 14:53	0:01	AWE	0.02067	18.80000	Oversupply
3/26/2022 15:18	0:02	SSA3	0.02809	0.03600	Oversupply
3/26/2022 15:19	0:03	BS250	Data is not available	Data is not available	Oversupply
3/26/2022 15:19	0:02	SSA2	0.01750	0.01500	Oversupply
3/26/2022 15:20	0:03	KWPII	0.03909	20.54790	Oversupply
3/26/2022 15:20	0:02	SSA3	0.02809	0.00300	Oversupply
3/26/2022 15:21	0:02	SSA2	0.01750	0.03900	Oversupply
3/26/2022 15:22	0:02	SSA3	0.02809	0.24700	Oversupply
3/26/2022 15:23	0:02	SSA2	0.01736	1.01600	Oversupply
3/26/2022 15:24	0:02	SSA3	0.02809	1.38400	Oversupply
3/26/2022 15:29	0:02	SSA2	-0.01601	2.59200	Oversupply
3/26/2022 15:50	0:02	SSA3	0.01523	2.02800	Oversupply
3/26/2022 15:52	0:02	SSA2	0.02435	0.58300	Oversupply
3/26/2022 15:52	0:02	SSA3	0.01523	0.25800	Oversupply
3/26/2022 15:54	0:02	SSA2	0.02455	0.91900	Oversupply
3/26/2022 15:54	0:02	SSA3	0.01523	1.04700	Oversupply
3/26/2022 15:56	0:02	SSA2	0.02435	1.39900	Oversupply
3/26/2022 15:56	0:02	SSA3	0.01523	0.92900	Oversupply
3/26/2022 15:58	0:02	SSA2	0.02277	1.99300	Oversupply
3/26/2022 22:04	0:14	KWPII	0.42660	19.75951	Oversupply
3/26/2022 22:27	0:02	KWPII	0.04324	18.82343	Oversupply
3/26/2022 22:41	0:02	KWPII	0.00970	15.41442	Oversupply
3/26/2022 23:09	0:24	KWPII	0.54360	15.44935	Oversupply



**Maui Curtailment Report**

March 2022

Start Date and Time	Duration (minutes)	IPP Curtailed	Estimated Curtailed MWH	Peak MW Curtailed	Reasons for Curtailment
3/26/2022 23:44	4:24	KWPPII	51.16651	20.11179	Oversupply
3/27/2022 2:21	0:01	AWE	0.00333	0.20000	Oversupply
3/27/2022 2:26	0:01	AWE	0.00868	1.00000	Oversupply
3/27/2022 4:10	0:01	KWPPII	0.00078	9.50153	Oversupply
3/27/2022 4:14	0:02	KWPPII	0.00461	10.72303	Oversupply
3/27/2022 4:17	0:02	KWPPII	0.01160	10.51146	Oversupply
3/27/2022 4:20	0:01	KWPPII	0.00357	10.31187	Oversupply
3/27/2022 4:22	0:01	KWPPII	0.00469	9.97955	Oversupply
3/27/2022 4:26	1:28	KWPPII	11.59806	17.47719	Oversupply
3/27/2022 5:17	0:01	AWE	0.00186	6.60000	Oversupply
3/27/2022 5:19	0:01	AWE	0.00436	6.40000	Oversupply
3/27/2022 5:55	0:03	KWPPII	0.02005	12.64210	Oversupply
3/27/2022 6:10	0:11	KWPPII	0.08451	17.62988	Oversupply
3/27/2022 6:20	1:00	BS250	Data is not available	Data is not available	Oversupply
3/27/2022 6:22	0:59	KWPPII	3.99050	16.48922	Oversupply
3/27/2022 6:35	0:42	SSA3	0.11262	0.02300	Oversupply
3/27/2022 6:37	0:42	SSA2	0.02551	0.00200	Oversupply
3/27/2022 7:18	0:02	SSA3	0.00935	-0.00200	Oversupply
3/27/2022 7:19	0:02	SSA2	0.00152	-0.00200	Oversupply
3/27/2022 7:20	0:02	SSA3	0.00935	-0.00200	Oversupply
3/27/2022 7:21	0:01	BS250	Data is not available	Data is not available	Oversupply
3/27/2022 7:22	0:02	SSA3	0.00935	0.22900	Oversupply
3/27/2022 7:28	0:02	SSA3	0.00935	0.29400	Oversupply
3/27/2022 7:29	0:01	BS250	Data is not available	Data is not available	Oversupply
3/27/2022 7:29	0:02	KWPPII	0.00759	12.16607	Oversupply
3/27/2022 7:29	0:02	SSA2	0.00053	0.00200	Oversupply
3/27/2022 7:31	0:02	SSA2	0.00461	0.16600	Oversupply
3/27/2022 7:34	0:02	SSA3	0.01539	0.38700	Oversupply
3/27/2022 7:35	0:02	SSA2	0.00461	0.21600	Oversupply
3/27/2022 7:36	0:07	BS250	Data is not available	Data is not available	Oversupply
3/27/2022 7:36	0:02	SSA3	0.01539	0.00900	Oversupply
3/27/2022 7:37	0:05	KWPPII	0.03362	7.42179	Oversupply
3/27/2022 7:37	0:06	SSA2	0.01391	-0.00200	Oversupply
3/27/2022 7:38	0:04	SSA3	0.03066	-0.00200	Oversupply
3/27/2022 7:42	0:02	SSA3	0.01539	-0.00200	Oversupply
3/27/2022 7:43	0:02	SSA2	0.00318	0.29700	Oversupply
3/27/2022 7:54	0:02	SSA3	0.01101	0.86200	Oversupply
3/27/2022 7:55	0:01	BS250	Data is not available	Data is not available	Oversupply
3/27/2022 7:55	0:06	SSA2	0.01267	0.18300	Oversupply
3/27/2022 7:56	0:02	SSA3	0.01101	0.53200	Oversupply
3/27/2022 7:58	0:04	BS250	Data is not available	Data is not available	Oversupply
3/27/2022 7:58	0:06	SSA3	0.07623	0.01900	Oversupply
3/27/2022 7:59	0:03	KWPPII	0.02880	3.68246	Oversupply
3/27/2022 8:01	0:02	SSA2	0.01237	-0.00200	Oversupply
3/27/2022 8:03	0:01	KWPPII	0.00025	3.74433	Oversupply
3/27/2022 8:03	0:02	SSA2	0.01247	-0.00200	Oversupply
3/27/2022 8:05	0:02	SSA2	0.01237	0.53700	Oversupply
3/27/2022 8:06	0:02	SSA3	0.03122	0.54500	Oversupply
3/27/2022 8:07	3:17	SSA2	6.26674	0.07200	Oversupply
3/27/2022 8:08	3:17	BS250	Data is not available	Data is not available	Oversupply
3/27/2022 8:08	2:50	KWPPII	12.85264	9.82088	Oversupply
3/27/2022 8:08	5:51	SSA3	14.40274	0.01300	Oversupply
3/27/2022 8:23	1:35	AWE	10.83067	20.60000	Oversupply
3/27/2022 10:01	1:24	AWE	4.82026	21.00000	Oversupply
3/27/2022 11:07	2:50	KWPPII	3.86841	3.51380	Oversupply
3/27/2022 11:24	0:02	SSA2	0.09500	-0.00300	Oversupply
3/27/2022 11:26	2:36	BS250	Data is not available	Data is not available	Oversupply
3/27/2022 11:26	2:27	AWE	8.53165	17.00000	Oversupply
3/27/2022 11:26	2:33	SSA2	7.31397	0.01900	Oversupply
3/27/2022 13:54	0:03	AWE	0.03449	13.90000	Oversupply
3/27/2022 13:58	0:01	AWE	0.00405	12.90000	Oversupply
3/27/2022 13:58	0:03	KWPPII	0.02172	0.55786	Oversupply
3/27/2022 13:59	0:04	SSA3	0.19024	-0.00100	Oversupply
3/27/2022 13:59	0:04	SSA2	0.19213	0.00000	Oversupply
3/27/2022 14:00	0:01	AWE	0.00168	13.20000	Oversupply
3/27/2022 14:02	0:01	KWPPII	0.00432	0.36825	Oversupply
3/27/2022 14:03	0:01	BS250	Data is not available	Data is not available	Oversupply
3/27/2022 14:03	0:08	SSA3	0.38048	-0.00300	Oversupply
3/27/2022 14:03	0:10	SSA2	0.48152	0.00100	Oversupply
3/27/2022 14:04	0:01	AWE	0.01173	16.00000	Oversupply
3/27/2022 14:04	0:03	KWPPII	0.00583	0.23951	Oversupply
3/27/2022 14:05	0:08	BS250	Data is not available	Data is not available	Oversupply
3/27/2022 14:06	0:04	AWE	0.04809	15.70000	Oversupply



Maui Curtailment Report

March 2022

Start Date and Time	Duration (minutes)	IPP Curtailed	Estimated Curtailed MWH	Peak MW Curtailed	Reasons for Curtailment
3/27/2022 14:11	0:01	AWE	0.01288	15.20000	Oversupply
3/27/2022 14:11	0:02	SSA3	0.09512	-0.00400	Oversupply
3/27/2022 14:13	0:03	AWE	0.02041	15.50000	Oversupply
3/27/2022 14:13	0:02	SSA3	0.09470	0.04500	Oversupply
3/27/2022 14:13	0:02	SSA2	0.09535	0.02000	Oversupply
3/27/2022 14:14	0:01	BS250	Data is not available	Data is not available	Oversupply
3/27/2022 14:15	0:01	KWPPII	0.00057	0.03393	Oversupply
3/27/2022 14:15	0:02	SSA3	0.08405	0.01800	Oversupply
3/27/2022 14:15	0:02	SSA2	0.09300	0.13200	Oversupply
3/27/2022 14:17	0:12	SSA3	0.50429	0.00700	Oversupply
3/27/2022 14:17	0:02	SSA2	0.09377	0.39400	Oversupply
3/27/2022 14:19	0:03	BS250	Data is not available	Data is not available	Oversupply
3/27/2022 14:19	0:02	SSA2	0.09300	0.07400	Oversupply
3/27/2022 14:21	0:01	AWE	0.00182	15.40000	Oversupply
3/27/2022 14:21	0:02	SSA2	0.09377	0.05500	Oversupply
3/27/2022 14:23	0:06	SSA2	0.28210	0.00300	Oversupply
3/27/2022 14:24	0:03	BS250	Data is not available	Data is not available	Oversupply
3/27/2022 14:24	0:01	AWE	0.00111	15.50000	Oversupply
3/27/2022 14:24	0:01	KWPPII	0.00417	0.25049	Oversupply
3/27/2022 14:26	0:01	AWE	0.00513	16.10000	Oversupply
3/27/2022 14:26	0:01	KWPPII	0.00715	0.42912	Oversupply
3/27/2022 14:28	0:01	BS250	Data is not available	Data is not available	Oversupply
3/27/2022 14:28	0:01	AWE	0.00842	17.30000	Oversupply
3/27/2022 14:29	0:02	SSA3	0.03458	-0.00400	Oversupply
3/27/2022 14:29	0:02	SSA2	0.05047	0.02900	Oversupply
3/27/2022 14:30	0:02	BS250	Data is not available	Data is not available	Oversupply
3/27/2022 14:30	0:01	AWE	0.00567	17.30000	Oversupply
3/27/2022 14:30	0:02	KWPPII	0.00518	0.37523	Oversupply
3/27/2022 14:31	0:02	SSA3	0.03731	-0.00300	Oversupply
3/27/2022 14:31	0:02	SSA2	0.04941	0.06600	Oversupply
3/27/2022 14:33	0:02	SSA3	0.03762	0.13900	Oversupply
3/27/2022 14:33	0:02	SSA2	0.04941	0.13200	Oversupply
3/27/2022 14:35	0:02	SSA3	0.03731	1.07100	Oversupply
3/27/2022 14:35	0:02	SSA2	0.04900	0.50300	Oversupply
3/27/2022 14:37	0:02	SSA3	0.03731	2.49500	Oversupply
3/27/2022 14:37	0:02	SSA2	0.04982	1.88000	Oversupply
3/27/2022 14:41	0:02	SSA3	0.03700	2.53700	Oversupply
3/27/2022 14:42	0:02	SSA2	0.04941	2.90600	Oversupply
3/27/2022 14:43	0:02	SSA3	0.02442	2.85900	Oversupply
3/27/2022 14:44	0:02	SSA2	0.02599	2.90100	Oversupply
3/27/2022 14:47	0:02	SSA3	0.00385	2.68800	Oversupply
3/27/2022 22:34	0:01	KWPPII	0.00254	14.44939	Oversupply
3/27/2022 22:37	0:36	KWPPII	5.41007	17.87837	Oversupply
3/28/2022 2:00	2:47	KWPPII	15.26716	9.89772	Oversupply
3/28/2022 2:10	0:02	AWE	0.01252	10.90000	Oversupply
3/28/2022 2:34	0:04	AWE	0.01218	11.30000	Oversupply
3/28/2022 2:40	0:01	AWE	0.00199	11.20000	Oversupply
3/28/2022 2:42	0:02	AWE	0.01358	11.20000	Oversupply
3/28/2022 2:46	0:10	AWE	0.05093	10.30000	Oversupply
3/28/2022 2:57	1:35	AWE	4.85216	12.10000	Oversupply
3/28/2022 4:33	0:02	AWE	0.00658	11.70000	Oversupply
3/28/2022 9:39	0:02	SSA3	0.00099	2.23800	Oversupply
3/28/2022 9:40	0:02	SSA2	0.02372	1.34600	Oversupply
3/29/2022 0:11	0:15	AWE	0.15040	21.00000	Oversupply
3/29/2022 8:20	0:02	SSA3	-0.00102	0.91000	Oversupply
3/29/2022 8:20	0:02	SSA2	0.01407	0.59600	Oversupply
3/29/2022 8:26	0:02	SSA3	-0.00102	0.95800	Oversupply
3/29/2022 8:32	0:02	SSA3	0.00132	1.59800	Oversupply
3/29/2022 8:50	0:02	SSA2	0.01418	0.70100	Oversupply
3/29/2022 9:06	0:02	SSA3	0.02572	1.72300	Oversupply
3/29/2022 9:07	0:02	SSA2	0.03321	0.86700	Oversupply
3/29/2022 9:08	0:04	BS250	Data is not available	Data is not available	Oversupply
3/29/2022 9:08	0:05	KWPPII	0.19718	4.29221	Oversupply
3/29/2022 9:08	0:04	SSA3	0.05164	0.00200	Oversupply
3/29/2022 9:09	0:04	SSA2	0.06616	0.00400	Oversupply
3/29/2022 9:11	0:01	AWE	0.00840	18.10000	Oversupply
3/29/2022 9:12	0:02	SSA3	0.02572	0.23300	Oversupply
3/29/2022 9:18	0:01	BS250	Data is not available	Data is not available	Oversupply
3/29/2022 9:18	0:02	SSA3	0.01435	0.02600	Oversupply
3/29/2022 9:19	0:01	KWPPII	0.03349	3.54174	Oversupply
3/29/2022 9:19	0:02	SSA2	0.04361	0.01200	Oversupply
3/29/2022 9:28	0:02	SSA3	0.02358	1.22500	Oversupply
3/29/2022 9:29	0:02	SSA2	0.04713	0.13300	Oversupply



Maui Curtailment Report

March 2022

Start Date and Time	Duration (minutes)	IPP Curtailed	Estimated Curtailed MWH	Peak MW Curtailed	Reasons for Curtailment
3/29/2022 9:30	0:04	BS250	Data is not available	Data is not available	Oversupply
3/29/2022 9:30	0:04	SSA3	0.10839	0.02500	Oversupply
3/29/2022 9:31	0:04	KWP11	0.08304	5.79213	Oversupply
3/29/2022 9:31	0:04	SSA2	0.09872	0.00500	Oversupply
3/29/2022 9:34	0:02	SSA3	0.05420	0.32300	Oversupply
3/29/2022 9:35	0:02	SSA2	0.04956	-0.00200	Oversupply
3/29/2022 9:36	0:02	SSA3	0.05420	0.38900	Oversupply
3/29/2022 9:37	0:02	BS250	Data is not available	Data is not available	Oversupply
3/29/2022 9:37	0:02	KWP11	0.01422	4.46485	Oversupply
3/29/2022 9:37	0:02	SSA2	0.04916	0.00300	Oversupply
3/29/2022 9:38	0:02	SSA3	0.05420	0.11700	Oversupply
3/29/2022 9:39	0:02	SSA2	0.04956	-0.00200	Oversupply
3/29/2022 9:50	0:02	SSA3	0.00568	2.44500	Oversupply
3/29/2022 9:51	0:02	SSA2	0.02031	0.96200	Oversupply
3/29/2022 9:52	0:02	SSA3	0.00568	1.47100	Oversupply
3/29/2022 9:53	0:02	SSA2	0.02031	0.68500	Oversupply
3/29/2022 9:59	0:02	SSA2	0.01659	1.41400	Oversupply
3/29/2022 10:04	0:02	SSA3	0.00362	1.93700	Oversupply
3/29/2022 10:07	0:02	SSA2	0.02023	1.16200	Oversupply
3/29/2022 10:09	0:02	SSA3	0.00365	1.93900	Oversupply
3/29/2022 10:11	0:02	SSA3	0.00365	1.91600	Oversupply
3/29/2022 10:15	0:02	SSA3	0.00257	1.98300	Oversupply
3/29/2022 10:15	0:02	SSA2	0.01912	1.27400	Oversupply
3/29/2022 10:43	0:02	SSA3	0.00118	2.17200	Oversupply
3/29/2022 10:55	0:02	SSA3	0.00302	0.59400	Oversupply
3/29/2022 11:05	0:02	SSA3	0.04803	1.04700	Oversupply
3/29/2022 11:05	0:02	SSA2	0.05378	1.50000	Oversupply
3/29/2022 11:07	0:02	SSA3	0.04843	0.16300	Oversupply
3/29/2022 11:07	0:18	SSA2	0.58981	0.14100	Oversupply
3/29/2022 11:08	0:12	BS250	Data is not available	Data is not available	Oversupply
3/29/2022 11:09	0:22	SSA3	0.74377	0.00100	Oversupply
3/29/2022 11:11	0:02	KWP11	0.01375	3.10164	Oversupply
3/29/2022 11:12	0:04	AWE	0.02086	17.00000	Oversupply
3/29/2022 11:14	0:03	KWP11	0.00789	2.84916	Oversupply
3/29/2022 11:18	0:09	KWP11	0.23652	4.02575	Oversupply
3/29/2022 11:21	0:05	BS250	Data is not available	Data is not available	Oversupply
3/29/2022 11:23	0:03	AWE	0.04955	21.00000	Oversupply
3/29/2022 11:25	0:02	SSA2	0.07303	-0.00100	Oversupply
3/29/2022 11:27	0:04	SSA2	0.14666	0.02100	Oversupply
3/29/2022 11:28	0:03	BS250	Data is not available	Data is not available	Oversupply
3/29/2022 11:28	0:04	KWP11	0.14784	3.22040	Oversupply
3/29/2022 11:30	0:02	AWE	0.02798	21.00000	Oversupply
3/29/2022 11:31	0:02	SSA3	0.08121	0.37800	Oversupply
3/29/2022 11:31	0:02	SSA2	0.07590	0.06600	Oversupply
3/29/2022 11:33	0:14	BS250	Data is not available	Data is not available	Oversupply
3/29/2022 11:33	0:15	KWP11	0.52389	3.84911	Oversupply
3/29/2022 11:33	0:18	SSA3	0.72831	0.01400	Oversupply
3/29/2022 11:33	0:18	SSA2	0.70999	0.00200	Oversupply
3/29/2022 11:34	0:03	AWE	0.07100	21.00000	Oversupply
3/29/2022 11:38	0:02	AWE	0.02623	21.00000	Oversupply
3/29/2022 11:42	0:02	AWE	0.01114	21.00000	Oversupply
3/29/2022 11:48	0:03	BS250	Data is not available	Data is not available	Oversupply
3/29/2022 11:49	0:02	KWP11	0.03764	2.54379	Oversupply
3/29/2022 11:51	0:02	SSA2	0.08593	0.28000	Oversupply
3/29/2022 11:51	0:02	SSA3	0.07859	0.33900	Oversupply
3/29/2022 11:53	0:27	BS250	Data is not available	Data is not available	Oversupply
3/29/2022 11:53	0:27	KWP11	0.77193	2.99387	Oversupply
3/29/2022 11:53	0:26	SSA2	1.10653	0.00700	Oversupply
3/29/2022 11:53	0:26	SSA3	0.99112	0.00800	Oversupply
3/29/2022 11:55	0:08	AWE	0.26050	21.00000	Oversupply
3/29/2022 12:05	0:02	AWE	0.05030	21.00000	Oversupply
3/29/2022 12:09	0:07	AWE	0.27852	21.00000	Oversupply
3/29/2022 12:17	0:03	AWE	0.06108	21.00000	Oversupply
3/29/2022 12:20	0:02	SSA2	0.08136	0.49300	Oversupply
3/29/2022 12:20	0:02	SSA3	0.03839	0.21800	Oversupply
3/29/2022 12:21	0:01	BS250	Data is not available	Data is not available	Oversupply
3/29/2022 12:22	0:01	KWP11	0.00107	0.92510	Oversupply
3/29/2022 12:22	0:02	SSA2	0.08069	0.04200	Oversupply
3/29/2022 12:22	0:02	SSA3	0.03839	0.70900	Oversupply
3/29/2022 12:24	0:02	SSA2	0.08136	0.11600	Oversupply
3/29/2022 12:24	0:02	SSA3	0.03839	1.34700	Oversupply
3/29/2022 12:26	0:02	SSA2	0.08136	0.11100	Oversupply
3/29/2022 12:26	0:02	SSA3	0.03839	1.56500	Oversupply





**Maui Curtailment Report**

March 2022

Start Date and Time	Duration (minutes)	IPP Curtailed	Estimated Curtailed MWH	Peak MW Curtailed	Reasons for Curtailment
3/29/2022 13:04	0:02	SSA3	0.00431	1.64700	Oversupply
3/29/2022 13:06	0:02	SSA3	0.00428	1.25500	Oversupply
3/29/2022 13:08	0:02	SSA3	0.00435	1.64300	Oversupply
3/29/2022 13:10	0:02	SSA3	0.00431	1.76900	Oversupply
3/29/2022 15:07	0:02	SSA2	0.02481	1.45100	Oversupply
3/29/2022 15:07	0:02	SSA3	0.00161	1.80900	Oversupply
3/29/2022 15:11	0:02	SSA3	0.00161	1.89800	Oversupply
3/29/2022 15:13	0:02	SSA2	0.02457	1.08000	Oversupply
3/29/2022 15:31	0:02	SSA3	0.00149	1.32900	Oversupply
3/29/2022 15:33	0:02	SSA2	0.02683	1.44400	Oversupply
3/29/2022 15:33	0:02	SSA3	0.00149	0.76100	Oversupply
3/29/2022 15:35	0:02	SSA2	0.02683	1.34900	Oversupply
3/30/2022 5:15	0:01	KWPPI	0.00100	0.05988	Oversupply
3/30/2022 8:51	0:02	SSA3	0.02529	1.41700	Oversupply
3/30/2022 8:53	0:02	SSA3	0.02529	1.37700	Oversupply
3/30/2022 8:55	0:37	BS250	Data is not available	Data is not available	Oversupply
3/30/2022 8:55	0:02	SSA2	0.01646	0.01200	Oversupply
3/30/2022 8:55	0:02	SSA3	0.02529	0.05700	Oversupply
3/30/2022 8:56	0:05	AWE	0.05674	17.10000	Oversupply
3/30/2022 8:57	0:04	SSA2	0.03994	-0.00200	Oversupply
3/30/2022 8:57	0:04	SSA3	0.06947	0.00100	Oversupply
3/30/2022 9:01	0:32	SSA2	0.52299	-0.00200	Oversupply
3/30/2022 9:01	0:30	SSA3	0.91776	0.02600	Oversupply
3/30/2022 9:02	0:01	KWPPI	0.00030	0.14969	Oversupply
3/30/2022 9:02	0:27	AWE	0.98286	21.00000	Oversupply
3/30/2022 9:07	0:03	KWPPI	0.01905	0.72052	Oversupply
3/30/2022 9:14	0:03	KWPPI	0.03194	1.13966	Oversupply
3/30/2022 9:24	0:09	KWPPI	0.11096	1.60272	Oversupply
3/30/2022 9:30	0:01	AWE	0.00089	19.90000	Oversupply
3/30/2022 9:31	0:02	SSA3	0.01751	0.04600	Oversupply
3/30/2022 9:33	0:02	SSA2	0.02793	0.04800	Oversupply
3/30/2022 9:33	0:02	SSA3	0.01736	0.64000	Oversupply
3/30/2022 9:35	0:02	SSA2	0.02747	0.52200	Oversupply
3/30/2022 9:57	0:02	SSA2	0.01735	0.61700	Oversupply
3/30/2022 9:57	0:02	SSA3	0.00942	2.10200	Oversupply
3/30/2022 9:59	0:06	SSA2	0.14691	0.15300	Oversupply
3/30/2022 9:59	0:02	SSA3	0.03505	0.02300	Oversupply
3/30/2022 10:00	0:06	BS250	Data is not available	Data is not available	Oversupply
3/30/2022 10:01	0:05	AWE	0.02963	20.70000	Oversupply
3/30/2022 10:01	0:04	SSA3	0.12767	0.01200	Oversupply
3/30/2022 10:05	0:02	SSA2	0.05951	-0.00200	Oversupply
3/30/2022 10:05	0:02	SSA3	0.06383	0.04800	Oversupply
3/30/2022 10:07	0:02	SSA2	0.06001	0.07100	Oversupply
3/30/2022 10:07	0:02	SSA3	0.06436	0.00600	Oversupply
3/30/2022 10:08	0:03	BS250	Data is not available	Data is not available	Oversupply
3/30/2022 10:09	0:02	SSA2	0.06050	0.03400	Oversupply
3/30/2022 10:10	0:02	SSA3	0.06383	0.03700	Oversupply
3/30/2022 10:11	0:02	SSA2	0.05951	0.33100	Oversupply
3/30/2022 10:12	0:02	SSA3	0.06383	0.91200	Oversupply
3/30/2022 10:19	0:02	SSA2	0.02661	1.56700	Oversupply
3/30/2022 10:20	0:02	SSA3	0.00469	1.17000	Oversupply
3/30/2022 10:21	0:02	SSA2	0.02661	1.09000	Oversupply
3/30/2022 10:22	0:02	SSA3	0.00469	0.83400	Oversupply
3/30/2022 10:23	0:02	SSA2	0.02661	0.77500	Oversupply
3/30/2022 10:24	0:02	SSA3	0.00469	1.39100	Oversupply
3/30/2022 14:10	0:02	SSA3	-0.00130	0.96900	Oversupply
3/30/2022 14:11	0:02	SSA2	0.03506	1.72000	Oversupply
3/30/2022 14:12	0:02	SSA3	-0.00129	0.54400	Oversupply
3/30/2022 14:13	0:02	SSA2	0.03772	1.30700	Oversupply
3/30/2022 14:24	0:02	SSA3	0.00494	0.78600	Oversupply
3/30/2022 14:26	0:02	SSA3	0.00498	0.53200	Oversupply
3/30/2022 14:27	0:02	SSA2	0.03199	0.88500	Oversupply
3/30/2022 14:28	0:24	SSA3	0.29264	0.07200	Oversupply
3/30/2022 14:29	0:24	BS250	Data is not available	Data is not available	Oversupply
3/30/2022 14:29	0:02	SSA2	0.05022	0.02000	Oversupply
3/30/2022 14:31	0:20	KWPPI	0.67976	5.68136	Oversupply
3/30/2022 14:31	0:22	SSA2	0.87032	-0.00200	Oversupply
3/30/2022 14:40	0:01	AWE	0.00124	21.00000	Oversupply
3/30/2022 14:52	0:02	SSA3	0.01416	0.26900	Oversupply
3/30/2022 14:53	0:02	SSA2	0.04986	0.18300	Oversupply
3/30/2022 14:55	0:02	SSA2	0.04986	0.68300	Oversupply
3/30/2022 14:58	0:02	SSA3	0.00834	0.82100	Oversupply
3/30/2022 15:00	0:02	SSA3	0.00011	0.76600	Oversupply



**Maui Curtailment Report**

March 2022

Start Date and Time	Duration (minutes)	IPP Curtailed	Estimated Curtailed MWh	Peak MW Curtailed	Reasons for Curtailment
3/30/2022 15:01	0:02	SSA2	0.01480	1.37300	Oversupply
3/30/2022 15:04	0:02	SSA3	0.00011	0.78100	Oversupply
3/30/2022 22:31	0:02	AWE	0.00891	20.80000	Oversupply
3/30/2022 22:42	0:01	KWP/II	0.00424	1.14166	Oversupply
3/30/2022 22:45	0:05	KWP/II	0.12032	4.93389	Oversupply
3/30/2022 22:52	0:04	KWP/II	0.06890	6.84298	Oversupply
3/31/2022 4:23	0:06	KWP/II	0.05070	11.53636	Oversupply
3/31/2022 4:30	0:01	KWP/II	0.00318	10.86175	Oversupply
3/31/2022 4:53	0:33	KWP/II	1.44414	20.84329	Oversupply
3/31/2022 5:27	0:01	KWP/II	0.00322	20.59181	Oversupply
3/31/2022 8:57	0:02	SSA3	0.01088	1.21400	Oversupply
3/31/2022 8:59	7:14	SSA3	12.77027	0.32100	Oversupply
3/31/2022 8:59	7:15	SSA2	15.58904	0.02600	Oversupply
3/31/2022 9:00	7:13	BS250	Data is not available	Data is not available	Oversupply
3/31/2022 9:01	7:12	KWP/II	89.15631	21.10176	Oversupply
3/31/2022 10:22	0:01	AWE	0.00846	17.30000	Oversupply
3/31/2022 10:32	0:03	AWE	0.05095	21.00000	Oversupply
3/31/2022 10:38	0:07	AWE	0.12730	21.00000	Oversupply
3/31/2022 10:46	0:01	AWE	0.02097	21.00000	Oversupply
3/31/2022 11:08	0:13	AWE	0.52938	21.00000	Oversupply
3/31/2022 11:22	2:15	AWE	12.80201	21.00000	Oversupply
3/31/2022 16:13	0:02	SSA3	0.02718	0.21600	Oversupply
3/31/2022 16:14	0:02	SSA2	0.02049	0.08100	Oversupply
3/31/2022 16:15	0:02	BS250	Data is not available	Data is not available	Oversupply
3/31/2022 16:15	0:02	SSA3	0.00647	-0.00600	Oversupply
3/31/2022 16:16	0:01	KWP/II	0.00433	20.97303	Oversupply
3/31/2022 16:16	0:02	SSA2	0.03388	0.00300	Oversupply
3/31/2022 16:26	0:02	SSA2	0.03416	0.14500	Oversupply
3/31/2022 16:28	0:02	SSA3	0.00661	0.34300	Oversupply
3/31/2022 16:28	0:02	SSA2	0.03440	0.11500	Oversupply
3/31/2022 16:30	0:12	SSA3	0.11581	0.17900	Oversupply
3/31/2022 16:32	0:01	BS250	Data is not available	Data is not available	Oversupply
3/31/2022 16:32	0:04	SSA2	0.06478	0.00600	Oversupply
3/31/2022 16:33	0:03	KWP/II	0.03688	20.92014	Oversupply
3/31/2022 16:34	0:01	BS250	Data is not available	Data is not available	Oversupply
3/31/2022 16:36	0:06	BS250	Data is not available	Data is not available	Oversupply
3/31/2022 16:36	0:02	SSA2	0.03212	-0.00300	Oversupply
3/31/2022 16:38	0:05	KWP/II	0.04509	20.82334	Oversupply
3/31/2022 16:38	0:02	SSA2	0.03239	-0.00300	Oversupply
3/31/2022 16:40	0:06	SSA2	0.09594	-0.00300	Oversupply
3/31/2022 16:42	0:02	SSA3	0.01925	0.05500	Oversupply
3/31/2022 16:43	0:01	BS250	Data is not available	Data is not available	Oversupply
3/31/2022 16:44	0:02	SSA3	0.01285	0.00300	Oversupply
3/31/2022 16:46	0:02	SSA3	0.00626	0.37600	Oversupply
3/31/2022 16:46	0:02	SSA2	0.01498	0.13000	Oversupply
3/31/2022 22:05	0:01	KWP/II	0.01088	20.70857	Oversupply
3/31/2022 22:22	0:12	KWP/II	0.38625	20.75847	Oversupply
3/31/2022 23:19	0:04	KWP/II	0.03258	20.76645	Oversupply
3/31/2022 23:24	0:02	KWP/II	0.00521	20.75348	Oversupply
3/31/2022 23:31	0:01	AWE	0.00167	0.10000	Oversupply
3/31/2022 23:56	0:01	KWP/II	0.00218	20.74649	Oversupply
3/31/2022 23:58	0:02	KWP/II	0.01283	20.74350	Oversupply
<b>Total Estimated Curtailed MWh</b>			<b>2,147.137</b>		

Notes:

- Curtailment for Kaheawa Wind Power ("KWP"), AAAAA Rent-A-Space Maui LTD ("5A"), Maui Solar, LLC ("MS") fka Strategic Alliance Group ("SAG") fka Bioreal Solar, LLC ("BS"), Auwahi Wind Energy ("AWE"), Kaheawa Wind Power II ("KWPII") Bioreal Solar 250, LLC ("BS250"), Extra Spaces A ("ESA"), Extra Spaces B ("ESB"), SSA Solar of Hawaii 3 ("SSA3") fka South Maui Renewable Resources ("SMRR"), SSA Solar of HI 2 ("SSA2") fka Ku'ia Solar ("KS"), and Maui 17-2 ("17-2") may now be controlled by Maui Electric's Automatic Generation Control System ("AGC") or a Maui Electric operator-entered curtailment limit. The AGC curtailment control automatically calculates the amount of Maximum Allowable Variable Generation ("MAVG") that Maui Electric can accept into the Maui system, based on the system current available variable generation ("CAVG"), regulating reserve down requirement ("RRDR"), and available regulating reserve down ("ARRD"). Thus, the AGC MAVG - calculated is equal to CAVG less (RRDR less ARRD). Additionally, the AGC curtailment control allows the Maui Electric operator to enter an AGC MAVG value. The AGC curtailment control will employ the lesser of the AGC MAVG - calculated and AGC MAVG entered values in the control logic.
- Curtailment signals sent to 5A, MS (fka SAG fka BS), BS250, ESA, ESB, SSA3 (fka SMRR), SSA2 (fka KS) and 17-2 during nighttime hours only are not recorded as curtailment events because no energy generation is possible during that time.
- The curtailment reasons have been modified to oversupply, system constraints, and facility requested, to provide continuity with HPUC Docket No. 2013-0141 Decoupling for HECO companies metrics.
- Facility Requested curtailment includes but is not limited to conditions that are attributed to IPPs such as communication problems and curtailment control testing.
- The data to calculate the Estimated Curtailed MWh and Peak MW Curtailed is not provided by 5A, MS, BS 250, ESA, and ESB.
- The Estimated Curtailed MWh and Peak MW Curtailed are calculated with information estimated or provided by AWE, KWP, KWPII, SSA 2 (fka KS), SSA 3 (fka SMRR) and 17-2. Maui Electric does not make any representation as to its accuracy.
- ESA, and ESB facilities were offline for the month of March because of Seller equipment problems.
- 17-2 data to determine or calculate curtailment was not available for the month of March



Lanai Curtailment Report

March 2022

Start Date and Time	Duration (h:mm)	IPP Curtailed	Estimated MWh Curtailed	Peak MW Curtailed	Reasons for Curtailment
No curtailment March 2022					
<b>Notes:</b>					
On June 27, 2012, Maui Electric notified Lanai Sustainability Research (LSR) that although LSR has not operated in compliance with the revised ramp rate of 360 kW/minute, Maui Electric would conditionally allow LSR to operate at the allowed capacity of 1.2 MW while the Maui Electric-Lanai Diesel Operator was in the control room.					
LSR possible output data is not available. Therefore, Maui Electric assumes LSR is curtailed if the LSR curtailment set point is less than 1,200 kW and LSR's output is within 70 kW of the curtailment set point.					
The curtailment reasons have been modified to oversupply, system constraints, and facility requested, to provide continuity with HPUC Docket No. 2013-0141 Decoupling for HECO companies' metrics.					
Facility Requested curtailment includes but is not limited to conditions that are attributed to IPPs such as communication problems and curtailment control testing.					

Hawai'i Electric Light Company Curtailment Report March 2022

Start Date/Time	MW output prior to start of curtailment	End Date/Time	MW output after curtailment released <sup>1</sup>	IPP	Reason for Curtailment
03/20/22 11:47	0.9 MW	03/20/22 13:15	0.0 MW	TGUHI	Oversupply
03/20/22 11:48	0.0 MW	03/20/22 13:15	0.0 MW	West Hawaii Civic Center	Oversupply
03/20/22 11:52	15.7 MW	03/20/22 13:02	12.0 MW	Pakini Nui	Oversupply
03/25/22 10:35	0.9 MW	03/25/22 12:26	0.0 MW	TGUHI	Oversupply
03/25/22 10:36	0.0 MW	03/25/22 12:25	0.0 MW	West Hawaii Civic Center	Oversupply
03/25/22 10:41	15.0 MW	03/25/22 12:23	13.3 MW	Pakini Nui	Oversupply
03/31/22 12:20	0.9 MW	03/31/22 13:35	0.1 MW	TGUHI	Oversupply
03/31/22 12:26	0.2 MW	03/31/22 15:31	0.0 MW	West Hawaii Civic Center	Oversupply
03/31/22 12:36	15.0 MW	03/31/22 13:33	10.3 MW	Pakini Nui	Oversupply

<sup>1</sup> The MW output values are taken soon after curtailment is released by Hawai'i Electric Light and may not reflect their full output depending on ramp rate for the facility. The wind farms generally return immediately to full available levels, whereas PGV, Wailuku, and FIT Facilities may take longer to return to scheduled or full available output levels.

SERVICE LIST  
(Docket No. 2011-0206)

DEAN NISHINA  
EXECUTIVE DIRECTOR  
DEPARTMENT OF COMMERCE AND CONSUMER AFFAIRS  
DIVISION OF CONSUMER ADVOCACY  
P.O. Box 541  
Honolulu, HI 96809

1 Copy  
Electronically Transmitted

GREGG J. KINKLEY, ESQ.  
DEPARTMENT OF THE ATTORNEY GENERAL  
425 Queen Street  
Honolulu, Hawaii 96813  
Counsel for DBEDT

1 Copy  
Electronically Transmitted

DANIEL W.S. LAWRENCE, ESQ.  
DEPARTMENT OF THE CORPORATION COUNSEL  
CITY AND COUNTY OF HONOLULU  
530 S. King Street, Room 110  
Honolulu, HI 96813  
Counsel for the CITY AND COUNTY OF HONOLULU

1 Copy  
Electronically Transmitted

JOSEPH K. KAMELAMELA  
ANGELIC M. HO  
DEPARTMENT OF THE CORPORATION COUNSEL  
COUNTY OF HAWAII  
101 Aupuni Street, Suite 325  
Hilo, HI 96720  
Counsel for the COUNTY OF HAWAII

1 Copy  
Electronically Transmitted

HENRY Q CURTIS  
VICE PRESIDENT FOR CONSUMER ISSUES  
LIFE OF THE LAND  
P.O. Box 37158  
Honolulu, HI 96837-0158

1 Copy  
Electronically Transmitted

MELISSA MIYASHIRO (9360)  
CHIEF OF STAFF  
BLUE PLANET FOUNDATION  
55 Merchant Street, 17th Floor  
Honolulu, HI 96813

1 Copy  
Electronically Transmitted

SERVICE LIST  
(Docket No. 2011-0206)

ISAAC MORIWAKE, ESQ.  
DAVID HENKIN, ESQ.  
EARTHJUSTICE  
850 Richards Street, Suite 400  
Honolulu, HI 96813-4501  
Counsel for HAWAII SOLAR ENERGY ASSOCIATION

1 Copy  
Electronically Transmitted

RICK REED  
DIRECTOR  
HAWAII SOLAR ENERGY ASSOCIATION  
761 Ahua Street  
Honolulu, HI 96819

1 Copy  
Electronically Transmitted

KENT D. MORIHARA, ESQ.  
KRIS N. NAKAGAWA, ESQ.  
LAUREN M. IMADA-LEE, ESQ.  
TANYA M. FERNANDES, ESQ.  
Moriyara Lau & Fong LLP  
841 Bishop Street, Suite 400  
Honolulu, Hawaii 96813  
Counsel for KAUAI ISLAND UTILITY COOPERATIVE

1 Copy  
Electronically Transmitted

ERIK W. KVAM  
CHIEF EXECUTIVE OFFICER  
ZERO EMISSIONS LEASING LLC  
4188-4 Keanu Street  
Honolulu, HI 96816

1 Copy  
Electronically Transmitted

SANDRA-ANN Y.H. WONG, ESQ.  
ATTORNEY AT LAW, A LAW CORPORATION  
1050 Bishop Street, #514  
Honolulu, HI 96813  
Counsel for TAWHIRI POWER LLC

1 Copy  
Electronically Transmitted

RILEY SAITO  
73-1294 Awakea Street  
Kailua-Kona, HI 96740  
For SOLAR ENERGY INDUSTRIES ASSOCIATION

1 Copy  
Electronically Transmitted

DEAN T. YAMAMOTO, ESQ.  
YAMAMOTO & SETTLE  
1100 Alakea Street, Suite 3100  
Honolulu, HI 96813  
Counsel for CASTLE & COOKE HOMES HAWAII, INC.,  
CASTLE & COOKE RESORTS, LLC and  
LANAI SUSTAINABILITY RESEARCH, LLC

1 Copy  
Electronically Transmitted

SERVICE LIST  
(Docket No. 2011-0206)

MICHAEL J. HOPPER, ESQ. DEPUTY CORPORATION COUNSEL DEPARTMENT OF THE CORPORATION COUNSEL COUNTY OF MAUI 200 S. High Street Wailuku, HI 96793 Counsel for the COUNTY OF MAUI	1 Copy Electronically Transmitted
CURTIS SEYMOUR SENIOR MANAGER, GOVERNMENT AFFAIRS SUN EDISON LLC 600 Clipper Drive Belmont, CA 94002	1 Copy Electronically Transmitted
MONA W. CLARK, ESQ. OFFICE OF THE COUNTY ATTORNEY COUNTY OF KAUAI 4444 Rice Street, Suite 200 Lihue, HI 96766-1300	1 Copy Electronically Transmitted
BRADLEY ALBERT PRESIDENT HAWAII PV COALITION P.O. Box 81501 Haiku, HI 96708	1 Copy Electronically Transmitted
HILTON H. UNEMORI ECM, INC. 130 N. Market Street Wailuku, HI 96793-1716 For SOUTH MAUI RENEWABLE RESOURCES, LLC	1 Copy Electronically Transmitted
SKY STANFIELD SHUTE, MIHALY & WEINBERGER LLP 396 Hayes Street San Francisco, CA 94102 For the INTERSTATE RENEWABLE ENERGY COUNCIL	1 Copy Electronically Transmitted
PETE COOPER SOLARCITY CORPORATION REGIONAL DIRECTOR, HAWAII 599 Kahelu Street Mililani, HI 96789	1 Copy Electronically Transmitted

SERVICE LIST  
(Docket No. 2011-0206)

ALISON SILVERSTEIN  
19213 Luedtke Lane  
Pflugerville, TX 78660

1 Copy  
Electronically Transmitted

BRENDAN KIRBY  
12011 SW Pineapple Court  
Palm City, FL 34990

1 Copy  
Electronically Transmitted



## Chun, Marisa

---

**From:** puc@hawaii.gov  
**Sent:** Friday, April 22, 2022 12:55 PM  
**To:** Chun, Marisa  
**Subject:** Hawaii PUC eFiling Confirmation of Filing

**[This email is coming from an EXTERNAL source. Please use caution when opening attachments or links in suspicious email.]**

Your eFile document has been filed with the Hawaii Public Utilities commission on 2022 Apr 22 PM 12:51. The mere fact of filing shall not waive any failure to comply with Hawaii Administrative Rules Chapter 6-61, Rules of Practice and Procedure Before the Public Utilities Commission, or any other application requirements. Your confirmation number is MARI22125153748. If you have received this email in error please notify the Hawaii Public Utilities Commission by phone at 808 586-2020 or email at hawaii.puc@hawaii.gov.