



June 24, 2022

The Honorable Chair and Members
of the Hawai'i Public Utilities Commission
Kekuanao'a Building, First Floor
465 South King Street
Honolulu, Hawai'i 96813

Dear Commissioners:

Subject: Docket No. 2011-0206
Reliability Standards Working Group
Monthly Report

In accordance with Ordering Paragraph 3 of Order No. 30371, filed May 4, 2012 in the subject proceeding, enclosed as Exhibit A is Hawaiian Electric's¹ monthly report for May 2022 on: (1) system frequency control performance during month; (2) significant system events during month; and (3) curtailment of non-dispatchable renewable resources.

Any party to this proceeding may obtain an electronic copy of this report by emailing Marisa Chun at marisa.chun@hawaiianelectric.com.

Sincerely,

/s/ Kevin M. Katsura

Kevin M. Katsura
Director, Regulatory Non-Rate Proceedings

Enclosures

c: Service List

¹ Hawaiian Electric Company, Inc., Maui Electric Company, Limited, and Hawai'i Electric Light Company, Inc. are each doing business as "Hawaiian Electric" and have jointly registered "Hawaiian Electric" as a trade name with the State of Hawai'i Department of Commerce and Consumer Affairs, as evidenced by Certificate of Registration No. 4235929, dated December 20, 2019.

The Commission's Order No. 30371 (Docket No 2011-0206 – Relating To Various Matters in RSWG Process), filed May 4, 2012, ordered the following information for each island grid:

- (1) System frequency control performance during month:
 - a) Frequency duration plot based on the highest resolution SCADA data available for the month detailing how many seconds each power system operated at frequencies above 60 hertz and at frequencies below 60 Hz.
 - b) Tabulation of the number, magnitude and duration of frequency excursions (high and low) outside normal frequency control range (59.95 to 60.05 Hz).

The following provides information with respect to items 1a) through 1b) – (all statements are current as of the month ending May 31, 2022):

1a) Frequency duration plot based on the highest resolution SCADA data available for the month detailing how many seconds each power system operated at frequencies above 60 hertz and at frequencies below 60 Hz:

The frequency duration plots for Hawaiian Electric Company, Inc., Maui Electric Company, Limited (Maui Division) and Hawai'i Electric Light Company, Inc. based on two-second data are provided in Attachment 1, and the enclosed Excel files. Refer to the electronic files for the individual data points because the information is voluminous and does not translate well to a hard copy.

1b) Tabulation of the number, magnitude and duration of frequency excursions (high and low) outside normal frequency control range (59.95 to 60.05 Hz):

Tabulation of the number, magnitude and duration of frequency excursions outside of the frequency range of 59.95 Hz to 60.05 Hz for Hawaiian Electric Company, Inc., Maui Electric Company, Limited (Maui Division) and Hawai'i Electric Light Company, Inc are provided in Attachment 2, and the enclosed Excel files. Refer to the electronic files for the individual data points because the information is voluminous and does not translate well to a hard copy.

- (2) Significant system events during month:
 - a) Tabulation of contingency reserve activations including date and time, MW magnitude, duration, and triggering event.
 - b) Tabulation of under frequency load shed activations including date and time, triggering frequency, MW magnitude, duration, and triggering event.
 - c) Tabulation of demand response activations for system events, including date and time, MW magnitude, duration, and triggering event, (excluding demand response utilization for unit commitment deferral or system operations economics.)

The following provides information with respect to items 2a) through 2c) – (all statements are current as of the month ending May 31, 2022):

2a) Tabulation of contingency reserve activations including date and time, MW magnitude, duration, and triggering event:

Hawaiian Electric Company, Inc.'s contingency reserve activations are provided in Attachment 3. Maui Electric Company, Limited and Hawai'i Electric Light Company, Inc. do not operate with contingency reserve requirements.

2b) Tabulation of under frequency load shed activations including date and time, triggering frequency, MW magnitude, duration, and triggering event:

Hawai'i Electric Light Company, Inc.'s under frequency load shed activations are provided in Attachment 4. Hawaiian Electric Company, Inc. and Maui Electric Company, Limited did not have any under frequency load shed activations in the month of May.

2c) Tabulation of demand response activations for system events, including date and time, MW magnitude, duration, and triggering event, (excluding demand response utilization for unit commitment deferral or system operations economics.)

Hawaiian Electric Company, Inc. did not have any demand response activations for system events in the month of May. Hawai'i Electric Light Company, Inc. currently does not have a demand response program. Maui Electric Company, Limited has implemented the Fast Demand Response pilot program on a limited basis. Hawai'i Electric Light Company, Inc. plans to use the findings of Maui Electric Company, Limited's pilot program to help in the evaluation and development of future demand response programs. Maui Electric Company, Limited executes a weekly testing protocol which measures customer participation. This program is not currently used in response to actual system events. Therefore, Attachment 5 is not being provided for this reporting period.

- (3) Curtailment of non-dispatchable renewable resources:
- (a) Tabulation of each curtailment event for each resource including the starting date and time, duration, megawatt hours curtailed, peak MW curtailed, and reason for curtailment.
 - (b) Total MWh of non-dispatchable renewable resources curtailed for the month.

The following provides information with respect to items 3a) through 3b) – (all statements are current as of the month ending May 31, 2022):

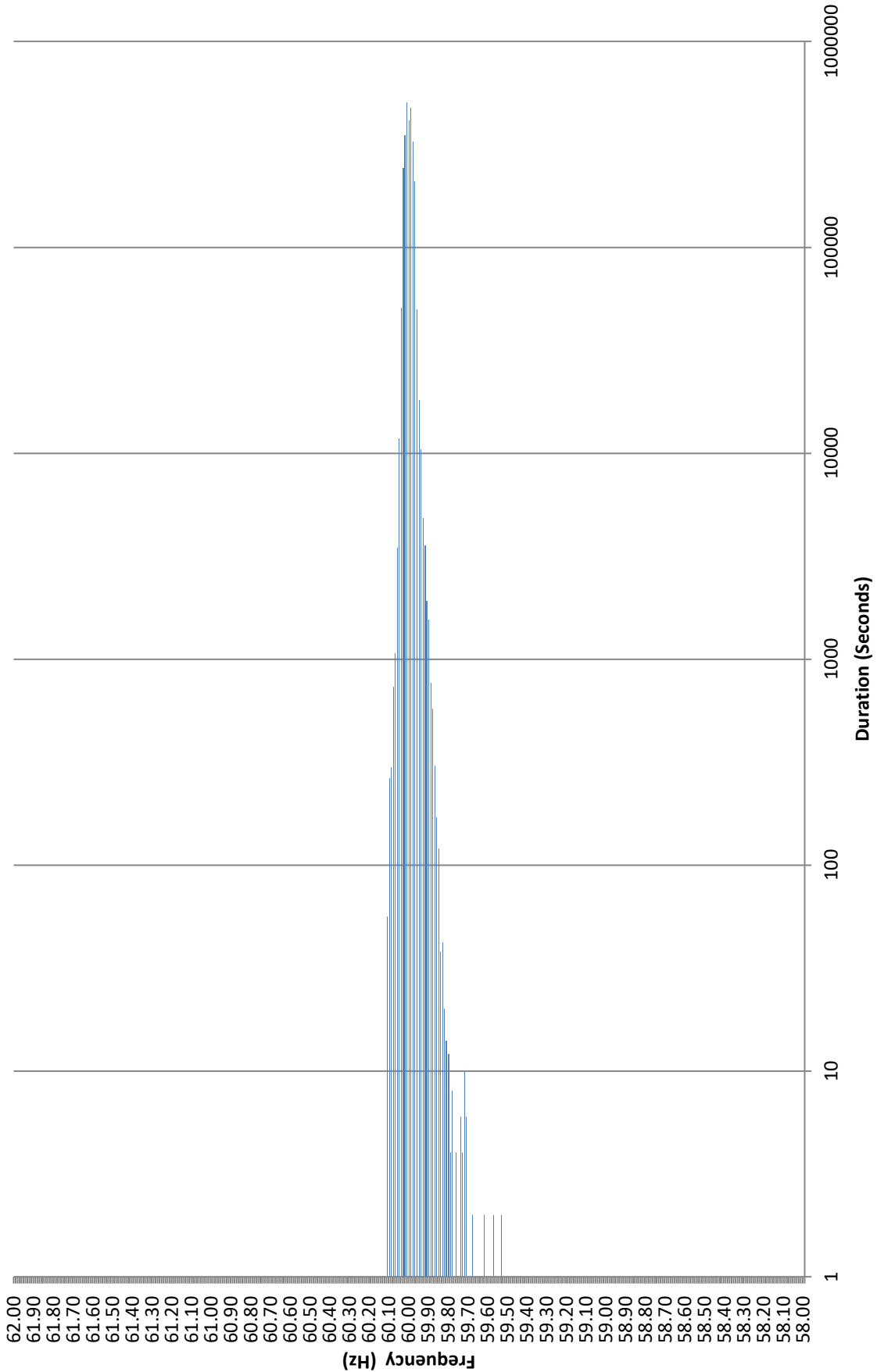
3a) Tabulation of each curtailment event for each resource including the starting date and time, duration, megawatt hours curtailed, peak MW curtailed, and reason for curtailment:

The tabulation of each curtailment event for each resource is provided in Attachment 6.

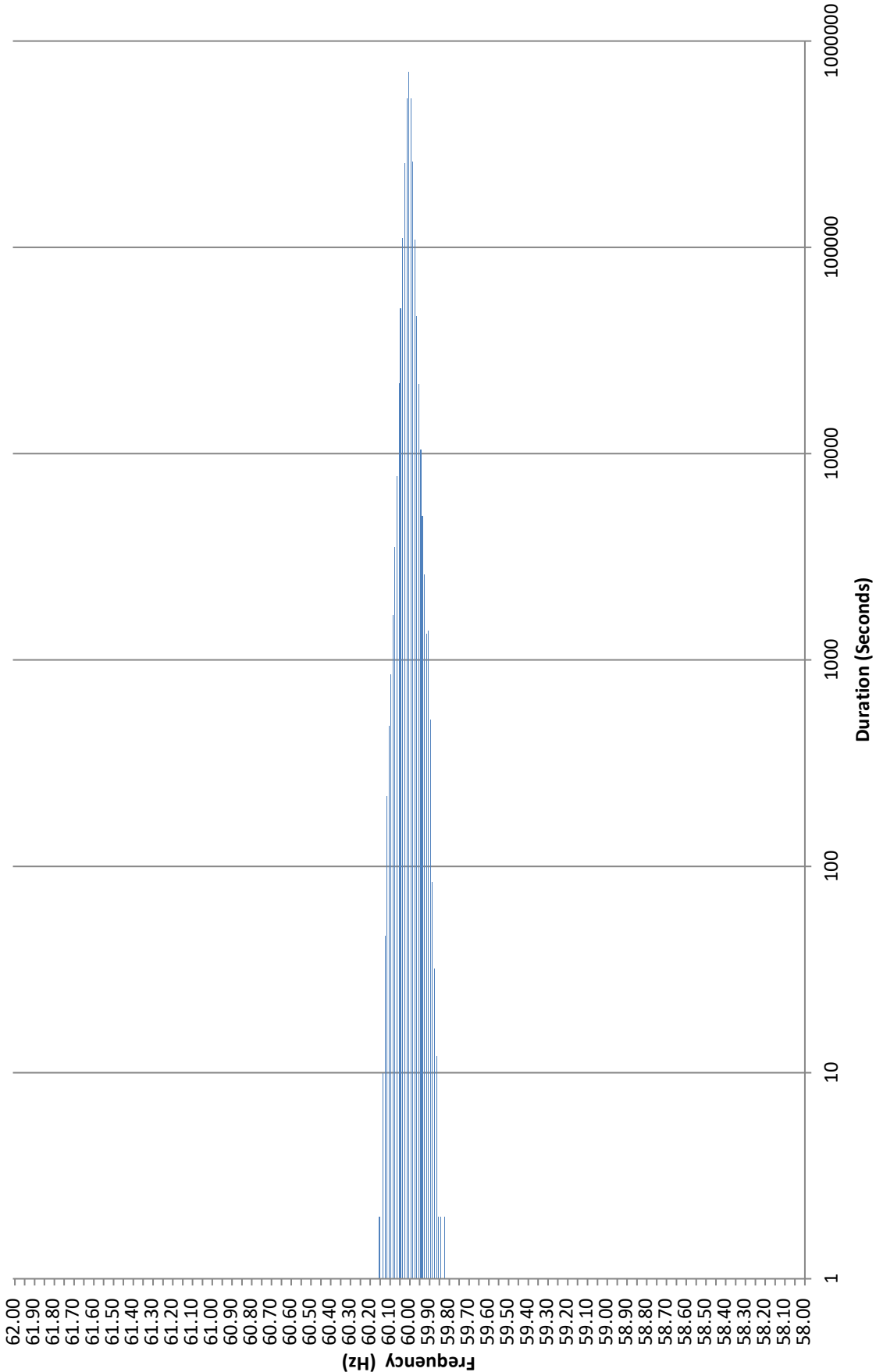
3b) Total MWh of non-dispatchable renewable resources curtailed for the month:

Curtailed MWh from non-dispatchable resources are difficult to determine due to the variability of the resource during curtailment periods. In some cases, the curtailed MWh estimates were provided by the IPPs under curtailment. The Company does not make any representations as to the accuracy of the curtailed MWh. The estimated MWh of non-dispatchable resources curtailed for the month are provided in Attachment 6, corresponding to each curtailment event.

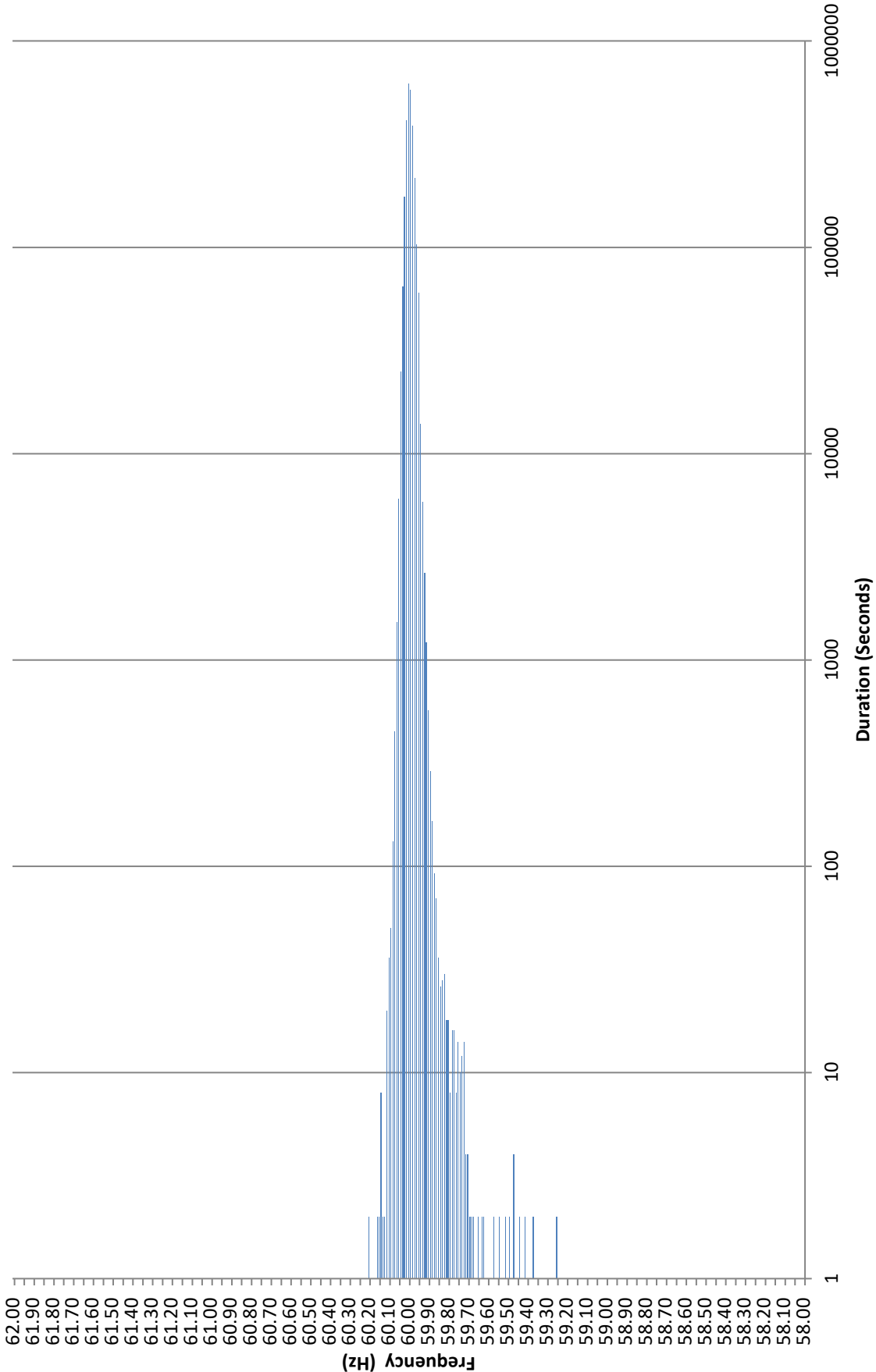
**Frequency Distribution Plot - Hawaiian Electric Company, Inc.
May 2022**



**Frequency Distribution Plot - Maui Electric Company, Limited
May 2022**



**Frequency Distribution Plot - Hawai'i Electric Light Company, Inc.
May 2022**



Hawaiian Electric Company, Inc. Frequency Excursion Statistics May 2022		
Data Rounded to the nearest	<59.95 Hz	>60.05 Hz
Number of Excursions	2154	778
Maximum Duration (sec)	522	288
Maximum Deviation (Hz)	59.527	60.111
Total Duration of Excursions (sec)	30702	8808

Maui Electric Company, Limited Frequency Excursion Statistics May 2022		
	<59.95 Hz	>60.05 Hz
Number of Excursions	4003	2677
Maximum Duration (sec)	408	428
Maximum Deviation (Hz)	59.818	60.148
Total Duration of Excursions (sec)	30418	22072

Hawai'i Electric Light Company, Inc. Frequency Excursion Statistics May 2022		
	<59.95 Hz	>60.05 Hz
Number of Excursions	9462	926
Maximum Duration (sec)	116	64
Maximum Deviation (Hz)	59.252	60.199
Total Duration of Excursions (sec)	56702	4198

HAWAIIAN ELECTRIC COMPANY, INC.
 CONTINGENCY RESERVE ACTIVATION EVENTS
 May 2022

Event #	Date & Time	Frequency (Hz)			Spinning Reserve Shortfall (MW)	Duration (HH:MM)	Description
		Prior to Event	Nadir	Trigger			
1	5/27/2022 3:00	59.99	59.53	NA	0.00	0:00	Kahe 2 tripped offline while generating ~42MW.

This page intentionally left blank.

Hawaiian Electric Company, Inc. Curtailment Report May 2022

Start Date/Time	Curtailment Set Point	MW output prior to start of curtailment	End Date/Time	MW output after curtailment released	Estimated MWh of curtailed energy during event (1)	IPP/Facility	Reason for Curtailment
05/01/22 11:56	0.0	17.30	05/01/22 14:36	0	*	KSMauka	Oversupply
05/01/22 11:59	0.0	14.40	05/01/22 14:36	0	*	KSMakai	Oversupply
05/02/22 06:48	0.0	0.10	05/02/22 06:53	0	*	South	System Constraints
05/02/22 06:49	0.0	0.30	05/02/22 06:52	0	*	North	System Constraints
05/02/22 13:45	0.0	18.59	05/02/22 14:27	0	*	KSMauka	Oversupply
05/02/22 13:45	0.0	19.76	05/02/22 14:27	0	*	KSMakai	Oversupply
05/02/22 14:34	0.0	1.70	05/02/22 16:44	0	*	North	Oversupply
05/02/22 14:35	0.0	0.50	05/02/22 16:45	0	*	South	Oversupply
05/02/22 14:40	0.0	28.00	05/02/22 16:42	0	*	KWMauka	Oversupply
05/02/22 14:42	0.0	10.00	05/02/22 16:44	0	*	KSMauka	Oversupply
05/03/22 15:26	0.0	22.60	05/03/22 16:14	0	*	KSMauka	Oversupply
05/03/22 15:38	0.0	20.50	05/03/22 16:12	0	*	KWMauka	Oversupply
05/03/22 06:10	0.0	3.70	05/03/22 08:05	0	*	North	Oversupply
05/03/22 06:10	0.0	1.30	05/03/22 08:05	0	*	South	Oversupply
05/04/22 10:36	0.0	2.70	05/04/22 12:41	0	*	KREP	Oversupply
05/04/22 10:37	0.0	7.50	05/04/22 12:42	0	30.45	WestL	Oversupply
05/04/22 10:41	0.0	3.30	05/04/22 12:43	0	*	KLS2	Oversupply
05/04/22 11:39	0.0	17.50	05/04/22 14:34	0	*	KSMauka	Oversupply
05/04/22 11:39	0.0	16.40	05/04/22 14:34	0	*	KSMakai	Oversupply
05/04/22 11:45	0.0	4.90	05/04/22 14:32	0	*	Aloha2	Oversupply
05/04/22 11:45	0.0	2.90	05/04/22 14:28	0	*	MFO	Oversupply
05/04/22 11:46	0.0	23.80	05/04/22 14:26	0	*	NPM	Oversupply
05/04/22 12:59	0.0	24.70	05/04/22 14:06	0	*	Waipio	Oversupply
05/04/22 12:59	0.0	8.10	05/04/22 14:06	0	*	Lani	Oversupply
05/04/22 14:47	0.0	13.50	05/04/22 15:26	0	*	KSMakai	Oversupply
05/04/22 14:48	0.0	15.00	05/04/22 15:26	0	*	KSMauka	Oversupply
05/05/22 07:47	0.0	1.94	05/05/22 08:09	0	*	KLS2	System Constraints
05/05/22 10:11	0.0	14.40	05/05/22 15:55	0	*	KSMauka	Oversupply
05/05/22 10:11	0.0	15.20	05/05/22 15:55	0	*	KSMakai	Oversupply
05/05/22 10:19	0.0	4.00	05/05/22 13:39	0	*	Aloha2	Oversupply
05/05/22 10:19	0.0	3.00	05/05/22 13:37	0	*	MFO	Oversupply
05/05/22 10:19	0.0	22.00	05/05/22 13:35	0	*	NPM	Oversupply
05/05/22 10:19	0.0	37.50	05/05/22 12:30	0	*	Waipio	Oversupply
05/05/22 10:19	0.0	12.50	05/05/22 12:30	0	*	Lani	Oversupply
05/05/22 12:36	0.0	6.70	05/05/22 12:59	0	*	Waipio	Oversupply
05/05/22 12:36	0.0	4.90	05/05/22 12:59	0	*	Lani	Oversupply
05/05/22 15:24	0.0	4.50	05/05/22 15:44	0	*	KLS2	System Constraints
05/06/22 14:05	0.0	11.20	05/06/22 14:45	0	*	KSMauka	Oversupply
05/06/22 14:06	0.0	9.70	05/06/22 14:45	0	*	KSMakai	Oversupply
05/06/22 14:13	0.0	3.20	05/06/22 14:45	0	*	Aloha2	Oversupply
05/06/22 14:14	0.0	1.00	05/06/22 14:38	0	*	MFO	Oversupply
05/06/22 14:14	0.0	22.70	05/06/22 14:37	0	*	NPM	Oversupply
05/07/22 12:07	0.0	13.40	05/07/22 15:29	0	*	KSMauka	Oversupply
05/07/22 12:07	0.0	10.50	05/07/22 15:29	0	*	KSMakai	Oversupply
05/07/22 12:07	0.0	24.06	05/07/22 12:21	0	*	KWMauka	System Constraints
05/07/22 12:26	0.0	2.00	05/07/22 15:29	0	*	Aloha2	Oversupply
05/07/22 12:30	0.0	2.90	05/07/22 15:24	0	*	MFO	Oversupply
05/07/22 12:52	0.0	23.70	05/07/22 15:23	0	*	NPM	Oversupply
05/07/22 14:16	24.1	39.04	05/07/22 14:24	27.55	*	Waipio	Oversupply
05/07/22 14:16	6.2	10.01	05/07/22 14:24	6.26	*	Lani	Oversupply
05/07/22 14:24	0.0	27.55	05/07/22 14:51	0	*	Waipio	Oversupply
05/07/22 14:24	0.0	6.26	05/07/22 14:51	0	*	Lani	Oversupply
05/08/22 09:16	0.0	7.70	05/08/22 14:15	0	*	KSMauka	Oversupply
05/08/22 09:18	0.0	5.30	05/08/22 14:13	0	*	KSMakai	Oversupply
05/08/22 10:50	0.0	4.30	05/08/22 14:12	0	*	Aloha2	Oversupply
05/08/22 10:51	0.0	2.30	05/08/22 14:12	0	*	MFO	Oversupply
05/08/22 13:10	0.0	21.80	05/08/22 14:00	0	*	NPM	Oversupply
05/09/22 06:25	0.0	0.00	05/09/22 14:45	0	*	MFO	System Constraints
05/09/22 06:28	0.0	0.00	05/09/22 07:47	0	*	KSMauka	System Constraints

Hawaiian Electric Company, Inc. Curtailment Report May 2022

Start Date/Time	Curtailment Set Point	MW output prior to start of curtailment	End Date/Time	MW output after curtailment released	Estimated MWh of curtailed energy during event (1)	IPP/Facility	Reason for Curtailment
05/09/22 06:28	0.0	1.00	05/09/22 16:28	0	*	KSMakai	System Constraints
05/09/22 06:32	0.0	0.00	05/09/22 16:23	0	*	KWMakai	System Constraints
05/09/22 06:32	0.0	6.00	05/09/22 07:49	0	*	KWMauka	System Constraints
05/09/22 07:04	0.0	6.00	05/09/22 16:16	0	*	KWF	System Constraints
05/09/22 10:42	0.0	12.50	05/09/22 14:45	0	*	KSMauka	Oversupply
05/09/22 10:42	0.0	3.30	05/09/22 14:45	0	*	Aloha2	Oversupply
05/09/22 10:42	0.0	23.90	05/09/22 14:35	0	*	NPM	Oversupply
05/09/22 12:03	0.0	38.50	05/09/22 13:51	0	*	Waipio	Oversupply
05/09/22 12:03	0.0	12.80	05/09/22 13:51	0	*	Lani	Oversupply
05/09/22 15:09	0.0	0.00	05/09/22 16:31	0	*	MFO	System Constraints
05/09/22 15:44	0.0	22.90	05/09/22 16:29	0	*	KSMauka	System Constraints
05/09/22 15:46	0.0	17.50	05/09/22 16:22	0	*	KWMauka	System Constraints
05/10/22 07:57	0.0	0.00	05/11/22 19:17	0	*	MFO	System Constraints
05/10/22 07:59	0.0	4.00	05/10/22 17:46	0	*	KSMakai	System Constraints
05/10/22 07:59	0.0	2.00	05/10/22 08:28	0	*	KSMauka	System Constraints
05/10/22 08:01	0.0	3.00	05/10/22 17:45	0	*	KWMakai	System Constraints
05/10/22 08:01	0.0	10.00	05/10/22 08:27	0	*	KWMauka	System Constraints
05/10/22 08:06	0.0	3.00	05/10/22 17:42	0	*	KWF	System Constraints
05/10/22 07:20	0.0	1.00	05/11/22 02:25	0	*	KREP	System Constraints
05/10/22 07:21	0.0	3.00	05/11/22 02:29	0	140.30	WestL	System Constraints
05/10/22 09:44	0.0	21.20	05/10/22 15:05	0	*	KSMauka	Oversupply
05/10/22 09:44	0.0	4.60	05/10/22 15:04	0	*	Aloha2	Oversupply
05/10/22 09:44	0.0	17.30	05/10/22 14:54	0	*	NPM	Oversupply
05/10/22 10:17	0.0	44.40	05/10/22 14:25	0	*	Waipio	Oversupply
05/10/22 10:17	0.0	10.10	05/10/22 14:25	0	*	Lani	Oversupply
05/10/22 17:26	0.0	7.00	05/10/22 17:46	0	*	KSMauka	System Constraints
05/10/22 17:28	0.0	23.00	05/10/22 17:45	0	*	KWMauka	System Constraints
05/11/22 07:58	0.0	16.00	05/11/22 09:04	0	*	KSMauka	System Constraints
05/11/22 07:59	0.0	13.00	05/11/22 19:01	0	*	KSMakai	System Constraints
05/11/22 08:01	0.0	6.00	05/11/22 19:00	0	*	KWMakai	System Constraints
05/11/22 08:02	0.0	36.00	05/11/22 09:05	0	*	KWMauka	System Constraints
05/11/22 08:12	0.0	12.00	05/11/22 18:59	0	*	KWF	System Constraints
05/11/22 09:51	0.0	21.10	05/11/22 17:17	0	*	KSMauka	Oversupply
05/11/22 09:52	0.0	3.10	05/11/22 15:49	0	*	Aloha2	Oversupply
05/11/22 09:52	0.0	23.20	05/11/22 15:46	0	*	NPM	Oversupply
05/11/22 12:43	0.0	26.40	05/11/22 15:27	0	*	Waipio	Oversupply
05/11/22 12:43	0.0	9.20	05/11/22 15:27	0	*	lani	Oversupply
05/11/22 18:15	0.0	1.00	05/11/22 19:01	0	*	KSMauka	System Constraints
05/11/22 18:16	0.0	21.00	05/11/22 19:00	0	*	KWMauka	System Constraints
05/12/22 06:01	0.0	0.00	05/12/22 16:24	0	*	MFO	System Constraints
05/12/22 05:46	0.0	0.00	05/12/22 16:09	0	*	KSMakai	System Constraints
05/12/22 05:46	0.0	0.00	05/12/22 06:29	0	*	KSMauka	System Constraints
05/12/22 05:48	0.0	8.00	05/12/22 06:30	0	*	KWMauka	System Constraints
05/12/22 05:48	0.0	1.00	05/12/22 16:08	0	*	KWMakai	System Constraints
05/12/22 06:03	0.0	11.00	05/12/22 16:13	0	*	KWF	System Constraints
05/12/22 10:05	0.0	13.80	05/12/22 16:11	0	*	KSMauka	Oversupply
05/12/22 10:05	0.0	4.90	05/12/22 15:42	0	*	Aloha2	Oversupply
05/12/22 10:05	0.0	23.10	05/12/22 15:40	0	*	NPM	Oversupply
05/12/22 11:40	0.0	44.90	05/12/22 15:30	0	*	Waipio	Oversupply
05/12/22 11:40	0.0	10.30	05/12/22 15:30	0	*	Lani	Oversupply
05/12/22 15:13	0.0	0.00	05/13/22 01:19	0	*	KSMauka	System Constraints
05/12/22 15:14	0.0	23.00	05/13/22 01:13	0	*	KWMauka	System Constraints
05/12/22 15:43	0.0	11.61	05/12/22 15:48	0	*	Waipio	Oversupply
05/12/22 15:43	0.0	8.89	05/12/22 15:48	0	*	Lani	Oversupply
05/12/22 16:43	0.0	13.48	05/12/22 16:48	3.4	*	Waipio	Oversupply
05/12/22 16:43	0.0	5.79	05/12/22 16:48	0	*	Lani	Oversupply
05/13/22 07:34	0.0	1.00	05/13/22 18:44	0	*	MFO	System Constraints
05/13/22 07:35	0.0	7.00	05/13/22 15:46	0	*	KSMakai	System Constraints
05/13/22 07:35	0.0	4.00	05/13/22 08:33	0	*	KSMauka	System Constraints
05/13/22 07:37	0.0	2.00	05/13/22 15:44	0	*	KWMakai	System Constraints
05/13/22 07:37	0.0	5.00	05/13/22 08:34	0	*	KWMauka	System Constraints

Hawaiian Electric Company, Inc. Curtailment Report May 2022

Start Date/Time	Curtailment Set Point	MW output prior to start of curtailment	End Date/Time	MW output after curtailment released	Estimated MWh of curtailed energy during event (1)	IPP/Facility	Reason for Curtailment
05/13/22 07:43	0.0	8.00	05/13/22 15:56	0	*	KWF	System Constraints
05/13/22 10:04	0.0	25.90	05/13/22 15:50	0	*	KSMauka	Oversupply
05/13/22 10:05	0.0	4.90	05/13/22 15:02	0	*	Aloha2	Oversupply
05/13/22 10:05	0.0	13.20	05/13/22 14:49	0	*	NPM	Oversupply
05/13/22 09:09	Various	26.81	05/13/22 10:17	0	*	Waianae	System Constraints
05/13/22 15:17	0.0	19.56	05/13/22 15:44	0	*	KWMauka	System Constraints
05/14/22 08:52	0.0	26.00	05/14/22 16:04	0	*	KSMauka	Oversupply
05/14/22 08:52	0.0	12.00	05/14/22 16:03	0	*	KSMakai	Oversupply
05/14/22 10:00	0.0	5.00	05/14/22 15:47	0	*	Aloha2	Oversupply
05/14/22 10:04	0.0	15.00	05/14/22 15:46	0	*	NPM	Oversupply
05/14/22 10:39	0.0	22.00	05/14/22 15:31	0	*	Waipio	Oversupply
05/14/22 10:39	0.0	12.00	05/14/22 15:31	0	*	Lani	Oversupply
05/14/22 10:52	0.0	18.00	05/14/22 15:18	0	75.69	WestL	Oversupply
05/15/22 08:59	0.0	18.70	05/15/22 12:05	0	*	KSMauka	Oversupply
05/15/22 09:00	0.0	17.60	05/15/22 12:04	0	*	KSMakai	Oversupply
05/16/22 08:53	0.0	4.30	05/16/22 19:38	0	*	KSMakai	System Constraints
05/16/22 08:55	0.0	4.70	05/16/22 09:38	0	*	KSMauka	System Constraints
05/16/22 09:01	0.0	3.70	05/16/22 19:30	0	*	KWMakai	System Constraints
05/16/22 09:01	0.0	7.70	05/16/22 09:45	0	*	KWMauka	System Constraints
05/16/22 09:17	0.0	4.94	05/16/22 19:11	0	*	KWF	System Constraints
05/16/22 18:34	0.0	0.11	05/16/22 19:39	0	*	KSMauka	System Constraints
05/16/22 18:37	0.0	2.11	05/16/22 19:30	0	*	KWMauka	System Constraints
05/17/22 07:03	0.0	0.50	05/17/22 16:50	0	*	KWF	System Constraints
05/17/22 07:39	0.0	10.00	05/17/22 16:57	0	*	KSMakai	System Constraints
05/17/22 07:39	0.0	15.80	05/17/22 08:45	0	*	KSMauka	System Constraints
05/17/22 07:41	0.0	2.00	05/17/22 16:53	0	*	KWMakai	System Constraints
05/17/22 07:42	0.0	7.20	05/17/22 08:47	0	*	KWMauka	System Constraints
05/17/22 07:43	0.0	8.96	05/17/22 07:59	0	*	KSMauka	Oversupply
05/17/22 07:43	0.0	2.02	05/17/22 13:54	0	*	KSMakai	Oversupply
05/17/22 15:39	0.0	9.40	05/17/22 16:57	0	*	KSMauka	System Constraints
05/17/22 15:41	0.0	8.00	05/17/22 16:53	0	*	KWMauka	System Constraints
05/18/22 05:20	0.0	0.20	05/18/22 20:27	0	*	KWF	System Constraints
05/18/22 06:09	0.0	0.00	05/20/22 17:48	0	*	MFO	System Constraints
05/18/22 06:43	0.0	1.11	05/18/22 20:36	0	*	KSMakai	System Constraints
05/18/22 06:44	0.0	1.70	05/18/22 09:50	0	*	KSMauka	System Constraints
05/18/22 06:45	0.0	24.31	05/18/22 20:34	0	*	KWMakai	System Constraints
05/18/22 06:46	0.0	22.40	05/18/22 09:35	0	*	KWMauka	System Constraints
05/18/22 06:07	0.0	0.00	05/18/22 07:11	0	*	NPM	System Constraints
05/18/22 07:07	0.0	0.11	05/18/22 10:52	0	*	KSMauka	Oversupply
05/18/22 07:07	0.0	0.07	05/18/22 10:52	0	*	KSMakai	Oversupply
05/18/22 17:00	0.0	1.10	05/18/22 20:36	0	*	KSMauka	System Constraints
05/18/22 17:02	0.0	12.00	05/18/22 20:34	0	*	KWMauka	System Constraints
05/18/22 19:35	0.0	1.90	05/18/22 20:09	0	*	NPM	System Constraints
05/19/22 05:25	0.0	0.00	05/19/22 19:04	0	*	KWF	System Constraints
05/19/22 07:43	0.0	4.00	05/19/22 18:16	0	*	KWMakai	System Constraints
05/19/22 07:44	0.0	16.80	05/19/22 10:37	0	*	KWMauka	System Constraints
05/19/22 07:46	0.0	12.80	05/19/22 10:36	0	*	KSMauka	System Constraints
05/19/22 07:47	0.0	9.70	05/19/22 18:17	0	*	KSMakai	System Constraints
05/19/22 07:51	0.0	0.00	05/19/22 10:14	0	*	NPM	System Constraints
05/19/22 16:22	0.0	7.80	05/19/22 18:17	0	*	KSMauka	System Constraints
05/19/22 16:22	0.0	7.00	05/19/22 18:16	0	*	KWMauka	System Constraints
05/20/22 05:55	0.0	0.00	05/20/22 06:16	0	*	KSMakai	System Constraints
05/20/22 05:55	0.0	0.00	05/20/22 06:17	0	*	KSMauka	System Constraints
05/20/22 05:57	0.0	0.70	05/20/22 06:19	0	*	KWMauka	System Constraints
05/20/22 06:11	0.0	0.20	05/20/22 16:44	0	*	KWF	System Constraints
05/20/22 06:16	0.0	0.00	05/20/22 16:46	0	*	KSMakai	System Constraints
05/20/22 06:21	0.0	0.10	05/20/22 16:40	0	*	KWMakai	System Constraints
05/20/22 06:22	0.0	0.00	05/20/22 22:41	0	*	KSMakai	System Constraints
05/20/22 12:04	0.0	3.40	05/20/22 13:04	0	*	KSMauka	Oversupply
05/20/22 12:04	0.0	2.70	05/20/22 13:03	0	*	Aloha2	Oversupply
05/20/22 12:04	0.0	0.30	05/20/22 13:03	0	*	NPM	Oversupply

Hawaiian Electric Company, Inc. Curtailment Report May 2022

Start Date/Time	Curtailment Set Point	MW output prior to start of curtailment	End Date/Time	MW output after curtailment released	Estimated MWh of curtailed energy during event (1)	IPP/Facility	Reason for Curtailment
05/20/22 13:24	0.0	14.90	05/20/22 15:02	0	*	KSMauka	Oversupply
05/20/22 13:24	0.0	1.90	05/20/22 15:01	0	*	Aloha2	Oversupply
05/20/22 13:24	0.0	0.30	05/20/22 15:01	0	*	NPM	Oversupply
05/20/22 15:34	0.0	5.50	05/20/22 16:46	0	*	KSMauka	System Constraints
05/20/22 15:36	0.0	2.30	05/20/22 16:40	0	*	KWMauka	System Constraints
05/21/22 06:45	0.0	0.00	05/21/22 18:16	0	*	MFO	System Constraints
05/21/22 06:48	0.0	0.00	05/21/22 17:10	0	*	KWF	System Constraints
05/21/22 06:54	0.0	0.00	05/21/22 07:29	0	*	KWMauka	System Constraints
05/21/22 06:55	0.0	0.00	05/21/22 17:02	0	*	KWMakai	System Constraints
05/21/22 06:59	0.0	0.00	05/21/22 17:05	0	*	KSMakai	System Constraints
05/21/22 07:00	0.0	0.00	05/21/22 07:27	0	*	KSMauka	System Constraints
05/21/22 14:19	0.0	9.10	05/21/22 17:01	0	*	KWMauka	System Constraints
05/21/22 14:21	0.0	16.10	05/21/22 17:06	0	*	KSMauka	System Constraints
05/22/22 11:54	0.0	17.50	05/22/22 14:01	0	*	KSMauka	Oversupply
05/22/22 11:55	0.0	13.00	05/22/22 14:00	0	*	KSMakai	Oversupply
05/23/22 05:02	0.0	0.00	05/23/22 17:07	0	*	MFO	System Constraints
05/23/22 05:04	0.0	0.00	05/23/22 17:04	0	*	KSMakai	System Constraints
05/23/22 05:04	0.0	0.00	05/23/22 06:17	0	*	KSMauka	System Constraints
05/23/22 05:06	0.0	0.00	05/23/22 17:03	0	*	KWMakai	System Constraints
05/23/22 05:06	0.0	0.00	05/23/22 06:19	0	*	KWMauka	System Constraints
05/23/22 05:43	0.0	7.00	05/23/22 17:05	0	*	KWF	System Constraints
05/23/22 16:18	0.0	29.90	05/23/22 17:03	0	*	KWMauka	System Constraints
05/23/22 16:27	0.0	23.70	05/23/22 17:05	0	*	KSMauka	System Constraints
05/24/22 04:59	0.0	0.00	05/24/22 19:22	0	*	MFO	System Constraints
05/24/22 05:02	0.0	0.00	05/24/22 16:35	0	*	KSMakai	System Constraints
05/24/22 05:02	0.0	0.00	05/24/22 05:35	0	*	KSMauka	System Constraints
05/24/22 05:04	0.0	0.00	05/24/22 16:34	0	*	KWMakai	System Constraints
05/24/22 05:04	0.0	0.00	05/24/22 05:36	0	*	KWMauka	System Constraints
05/24/22 05:16	0.0	3.00	05/24/22 16:40	0	*	KWF	System Constraints
05/24/22 06:44	0.0	3.00	05/24/22 06:50	0	*	Waianae	System Constraints
05/24/22 07:02	0.0	6.90	05/24/22 09:31	0	*	Lani	Facility Requested
05/24/22 09:27	0.0	24.60	05/24/22 16:35	0	*	KSMauka	Oversupply
05/24/22 09:37	0.0	3.50	05/24/22 14:39	0	*	Aloha2	Oversupply
05/24/22 09:38	0.0	7.00	05/24/22 14:35	0	*	NPM	Oversupply
05/24/22 10:31	0.0	44.90	05/24/22 14:22	0	*	Waipio	Oversupply
05/24/22 10:31	0.0	5.51	05/24/22 14:22	0	*	Lani	Oversupply
05/24/22 15:16	0.0	7.90	05/24/22 16:26	0	*	Waianae	System Constraints
05/24/22 15:24	0.0	13.30	05/24/22 16:34	0	*	KWMauka	System Constraints
05/25/22 05:03	0.0	0.00	05/25/22 17:48	0	*	MFO	System Constraints
05/25/22 05:04	0.0	0.00	05/25/22 05:39	0	*	KSMauka	System Constraints
05/25/22 05:05	0.0	0.00	05/25/22 17:29	0	*	KSMakai	System Constraints
05/25/22 05:07	0.0	1.00	05/25/22 17:23	0	*	KWMakai	System Constraints
05/25/22 05:07	0.0	11.00	05/25/22 05:40	0	*	KWMauka	System Constraints
05/25/22 05:10	0.0	3.00	05/25/22 17:21	0	*	KWF	System Constraints
05/25/22 09:08	0.0	17.20	05/25/22 15:04	0	*	KSMauka	Oversupply
05/25/22 09:17	0.0	13.30	05/25/22 15:03	0	*	NPM	Oversupply
05/25/22 09:12	0.0	2.10	05/25/22 15:03	0	*	Aloha2	Oversupply
05/25/22 10:58	22.1	39.00	05/25/22 11:30	21.92	*	Waipio	Oversupply
05/25/22 10:58	7.9	14.00	05/25/22 11:30	7.9	*	Lani	Oversupply
05/25/22 11:30	0.0	21.90	05/25/22 14:53	0	*	Waipio	Oversupply
05/25/22 11:30	0.0	7.90	05/25/22 14:53	0	*	Lani	Oversupply
05/25/22 16:59	0.0	21.80	05/25/22 17:29	0	*	KSMauka	System Constraints
05/25/22 17:01	0.0	23.60	05/25/22 17:24	0	*	KWMauka	System Constraints
05/26/22 05:48	0.0	0.00	05/26/22 16:21	0	*	MFO	System Constraints
05/26/22 05:51	0.0	0.00	05/26/22 16:20	0	*	KSMakai	System Constraints
05/26/22 05:52	0.0	0.00	05/26/22 06:19	0	*	KSMauka	System Constraints
05/26/22 05:52	0.0	6.10	05/26/22 06:20	0	*	KWMauka	System Constraints
05/26/22 05:53	0.0	2.30	05/26/22 16:18	0	*	KWMakai	System Constraints
05/26/22 06:13	0.0	7.00	05/26/22 16:21	0	*	KWF	System Constraints
05/26/22 15:54	0.0	1.00	05/26/22 16:20	0	*	KSMauka	System Constraints
05/26/22 15:52	0.0	6.80	05/26/22 16:18	0	*	KWMauka	System Constraints

Hawaiian Electric Company, Inc. Curtailment Report May 2022

Start Date/Time	Curtailment Set Point	MW output prior to start of curtailment	End Date/Time	MW output after curtailment released	Estimated MWh of curtailed energy during event (1)	IPP/Facility	Reason for Curtailment
05/26/22 10:46	0.0	23.40	05/26/22 14:54	0	*	KSMauka	Oversupply
05/26/22 10:48	0.0	3.10	05/26/22 14:40	0	*	Aloha2	Oversupply
05/26/22 10:54	0.0	17.30	05/26/22 14:35	0	*	NPM	Oversupply
05/27/22 06:21	0.0	0.00	05/27/22 18:35	0	*	MFO	System Constraints
05/27/22 06:24	0.0	0.00	05/27/22 18:37	0	*	KSMakai	System Constraints
05/27/22 06:25	0.0	0.00	05/27/22 07:10	0	*	KSMauka	System Constraints
05/27/22 06:27	0.0	4.00	05/27/22 18:38	0	*	KWMakai	System Constraints
05/27/22 06:28	0.0	11.00	05/27/22 07:19	0	*	KWMauka	System Constraints
05/27/22 06:53	0.0	8.10	05/27/22 18:53	0	*	KWF	System Constraints
05/27/22 10:44	0.0	12.10	05/27/22 14:25	0	*	KSMauka	Oversupply
05/27/22 10:46	0.0	2.20	05/27/22 14:13	0	*	Aloha2	Oversupply
05/27/22 10:52	0.0	6.50	05/27/22 13:57	0	*	NPM	Oversupply
05/27/22 18:16	0.0	33.20	05/27/22 18:38	0	*	KWMauka	System Constraints
05/27/22 18:17	0.0	3.00	05/27/22 18:37	0	*	KSMauka	System Constraints
05/30/22 10:30	0.0	23.00	05/30/22 15:40	0	*	KSMauka	Oversupply
05/30/22 10:30	0.0	19.00	05/30/22 15:40	0	*	KSMakai	Oversupply
05/30/22 11:17	0.0	4.00	05/30/22 15:28	0	*	Aloha2	Oversupply
05/30/22 11:19	0.0	2.00	05/30/22 15:25	0	*	MFO	Oversupply
05/30/22 11:21	0.0	7.00	05/30/22 15:15	0	*	NPM	Oversupply
05/30/22 13:32	0.0	45.90	05/30/22 14:54	0	*	Waipio	Oversupply
05/30/22 13:32	0.0	14.70	05/30/22 14:54	0	*	Lani	Oversupply
05/31/22 06:16	0.0	0.00	05/31/22 18:46	0	*	MFO	System Constraints
05/31/22 06:31	0.0	0.00	05/31/22 18:44	0	*	KSMakai	System Constraints
05/31/22 06:31	0.0	0.00	05/31/22 07:49	0	*	KSMauka	System Constraints
05/31/22 06:47	0.0	1.60	05/31/22 18:43	0	*	KWMakai	System Constraints
05/31/22 06:47	0.0	4.80	05/31/22 07:49	0	*	KWMauka	System Constraints
05/31/22 06:57	0.0	4.50	05/31/22 18:48	0	*	KWF	System Constraints
05/31/22 18:06	0.0	10.30	05/31/22 18:44	0	*	KSMauka	System Constraints
05/31/22 18:03	0.0	5.10	05/31/22 18:43	0	*	KWMauka	System Constraints

Aloha1 = Aloha Solar Energy Fund I
Aloha2 = Aloha Solar Energy Fund II
KLS2 = Kalaeloa Solar Two
KREP = Kalaeloa Renewable Energy Partners
KWF = Kahuku Wind Power
Lani = Lanikuhana Solar
MFO = Mauka FIT One Solar
NPM = Na Pua Makani Power Partners
KSMakai = Kawaioloa Solar Makai
KSMauka = Kawaioloa Solar Mauka
KWMakai = Kawaioloa Wind Makai
KWMauka = Kawaioloa Wind Mauka
North = Waihonu North
South = Waihonu South
Waianae = EE Waianae Solar Project
Waipio = Waipio PV
WestL = West Loch PV

(1) The estimated MWh of energy curtailed during the event is supplied by IPP, and HECO does not make any representations as to its accuracy.
* Data has not been provided by IPP.



Maui Curtailment Report

May 2022

Start Date and Time	Duration (minutes)	IPP Curtailed	Estimated Curtailed MWH	Peak MW Curtailed	Reasons for Curtailment
5/1/2022 0:00	1:09	KWPII	14.39620	20.88721	Oversupply
5/1/2022 1:14	0:03	KWPII	0.01128	20.85427	Oversupply
5/1/2022 1:19	0:01	KWPII	0.00246	20.84729	Oversupply
5/1/2022 1:22	0:01	KWPII	0.00114	20.84729	Oversupply
5/1/2022 1:25	4:08	KWPII	19.56059	20.93610	Oversupply
5/1/2022 5:57	0:04	BS250	Data is not available	Data is not available	Oversupply
5/1/2022 5:58	0:02	KWPII	0.02022	20.85028	Oversupply
5/1/2022 6:23	0:01	BS250	Data is not available	Data is not available	Oversupply
5/1/2022 6:23	0:08	KWPII	0.09622	20.82234	Oversupply
5/1/2022 6:24	0:08	SSA2	0.00661	0.01900	Oversupply
5/1/2022 6:25	0:06	BS250	Data is not available	Data is not available	Oversupply
5/1/2022 6:25	0:08	SSA3	0.01416	-0.00200	Oversupply
5/1/2022 6:32	0:01	KWPII	0.00151	20.81136	Oversupply
5/1/2022 6:35	0:04	SSA3	0.01171	0.05800	Oversupply
5/1/2022 6:36	0:01	BS250	Data is not available	Data is not available	Oversupply
5/1/2022 6:36	0:01	KWPII	0.00158	20.81036	Oversupply
5/1/2022 6:36	11:53	17-2	3.17480	0.75000	Facility Requested
5/1/2022 6:36	0:04	SSA2	0.00823	0.02200	Oversupply
5/1/2022 6:38	0:01	BS250	Data is not available	Data is not available	Oversupply
5/1/2022 6:38	0:19	KWPII	0.32760	20.82833	Oversupply
5/1/2022 6:39	0:18	SSA3	0.08846	0.00100	Oversupply
5/1/2022 6:40	0:18	BS250	Data is not available	Data is not available	Oversupply
5/1/2022 6:40	0:16	SSA2	0.02737	0.02000	Oversupply
5/1/2022 6:57	0:06	SSA2	0.01495	0.03100	Oversupply
5/1/2022 6:57	0:02	SSA3	0.01167	0.06600	Oversupply
5/1/2022 6:59	0:04	BS250	Data is not available	Data is not available	Oversupply
5/1/2022 6:59	0:04	SSA3	0.03010	0.00100	Oversupply
5/1/2022 7:00	0:01	KWPII	0.00004	20.79140	Oversupply
5/1/2022 7:02	0:02	KWPII	0.01095	20.79939	Oversupply
5/1/2022 7:03	0:02	SSA2	0.00779	0.01800	Oversupply
5/1/2022 7:03	0:02	SSA3	0.01834	-0.00300	Oversupply
5/1/2022 7:07	0:04	SSA2	0.01552	0.01800	Oversupply
5/1/2022 7:07	9:01	SSA3	16.65540	0.00000	Oversupply
5/1/2022 7:10	8:58	BS250	Data is not available	Data is not available	Oversupply
5/1/2022 7:10	0:01	KWPII	0.00156	20.80936	Oversupply
5/1/2022 7:11	8:57	SSA2	13.00916	0.02600	Oversupply
5/1/2022 7:12	8:56	KWPII	146.35694	20.87623	Oversupply
5/1/2022 9:06	0:01	AWE	0.00002	14.70000	Oversupply
5/1/2022 9:14	5:50	AWE	82.65937	21.00000	Oversupply
5/1/2022 10:32	0:01	5A	Data is not available	Data is not available	Oversupply
5/1/2022 10:32	0:01	MS	Data is not available	Data is not available	Oversupply
5/1/2022 10:45	0:03	5A	Data is not available	Data is not available	Oversupply
5/1/2022 10:45	0:03	MS	Data is not available	Data is not available	Oversupply
5/1/2022 10:49	0:01	5A	Data is not available	Data is not available	Oversupply
5/1/2022 10:49	0:01	MS	Data is not available	Data is not available	Oversupply
5/1/2022 11:30	0:03	5A	Data is not available	Data is not available	Oversupply
5/1/2022 11:30	0:03	MS	Data is not available	Data is not available	Oversupply
5/1/2022 11:54	0:02	5A	Data is not available	Data is not available	Oversupply
5/1/2022 11:54	0:02	MS	Data is not available	Data is not available	Oversupply
5/1/2022 11:57	0:03	5A	Data is not available	Data is not available	Oversupply
5/1/2022 11:57	0:03	MS	Data is not available	Data is not available	Oversupply
5/1/2022 12:46	0:07	5A	Data is not available	Data is not available	Oversupply
5/1/2022 12:46	0:07	MS	Data is not available	Data is not available	Oversupply
5/1/2022 12:54	0:03	5A	Data is not available	Data is not available	Oversupply
5/1/2022 12:54	0:03	MS	Data is not available	Data is not available	Oversupply
5/1/2022 13:13	0:11	5A	Data is not available	Data is not available	Oversupply
5/1/2022 13:13	0:11	MS	Data is not available	Data is not available	Oversupply
5/1/2022 13:14	0:01	KWPII	0.00267	19.12000	Oversupply
5/1/2022 13:26	0:01	5A	Data is not available	Data is not available	Oversupply
5/1/2022 13:26	0:01	MS	Data is not available	Data is not available	Oversupply
5/1/2022 13:28	0:01	5A	Data is not available	Data is not available	Oversupply
5/1/2022 13:28	0:01	MS	Data is not available	Data is not available	Oversupply
5/1/2022 16:08	0:02	SSA3	0.02463	0.20200	Oversupply
5/1/2022 16:08	0:02	SSA2	0.02630	0.06500	Oversupply
5/1/2022 16:10	0:02	SSA3	0.02423	0.66700	Oversupply
5/1/2022 16:16	0:02	SSA3	0.00685	0.58000	Oversupply
5/1/2022 20:18	0:01	KWPII	0.00471	20.93810	Oversupply
5/1/2022 20:36	0:01	KWPII	0.00404	20.90816	Oversupply
5/1/2022 20:43	0:22	KWPII	0.68567	20.95906	Oversupply
5/1/2022 21:35	0:02	KWPII	0.01336	19.53298	Oversupply
5/1/2022 21:40	0:05	KWPII	0.06180	19.04298	Oversupply
5/2/2022 1:33	0:21	KWPII	0.60806	15.61501	Oversupply
5/2/2022 1:55	0:02	KWPII	0.02245	12.23992	Oversupply



Maui Curtailment Report

May 2022

Start Date and Time	Duration (minutes)	IPP Curtailed	Estimated Curtailed MWH	Peak MW Curtailed	Reasons for Curtailment
5/2/2022 2:17	0:01	AWE	0.00833	0.50000	Oversupply
5/2/2022 2:42	0:01	AWE	0.00068	19.70000	Oversupply
5/2/2022 6:24	12:21	17-2	3.93202	0.75000	Facility Requested
5/2/2022 6:26	9:45	SSA3	19.42600	0.00100	Oversupply
5/2/2022 6:27	9:43	BS250	Data is not available	Data is not available	Oversupply
5/2/2022 6:27	9:43	SSA2	15.00599	0.02100	Oversupply
5/2/2022 6:28	9:43	KWPPII	164.80855	20.94509	Oversupply
5/2/2022 7:04	0:03	AWE	0.00920	21.00000	Oversupply
5/2/2022 7:08	0:38	AWE	1.01925	21.00000	Oversupply
5/2/2022 8:24	0:10	AWE	0.08887	21.00000	Oversupply
5/2/2022 8:43	0:01	AWE	0.00394	20.50000	Oversupply
5/2/2022 9:18	0:09	AWE	0.28712	20.60000	Oversupply
5/2/2022 9:28	0:01	AWE	0.00272	20.70000	Oversupply
5/2/2022 9:30	3:26	AWE	33.21856	21.00000	Oversupply
5/2/2022 13:00	0:10	AWE	0.23829	21.00000	Oversupply
5/2/2022 13:19	0:32	AWE	2.23434	21.00000	Oversupply
5/2/2022 13:53	0:01	AWE	0.00107	21.00000	Oversupply
5/2/2022 16:10	0:02	SSA2	0.06242	0.05900	Oversupply
5/2/2022 16:11	0:02	SSA3	0.03376	0.48900	Oversupply
5/2/2022 16:12	0:02	SSA2	0.06190	0.17600	Oversupply
5/2/2022 16:13	0:02	SSA3	0.03182	0.75000	Oversupply
5/2/2022 16:14	0:02	SSA2	0.06008	0.16100	Oversupply
5/2/2022 16:15	0:02	SSA3	0.01128	0.76400	Oversupply
5/2/2022 16:50	0:02	SSA2	0.02243	0.18500	Oversupply
5/2/2022 16:51	0:02	SSA3	0.01559	0.53700	Oversupply
5/2/2022 16:52	0:02	SSA2	0.02261	0.16800	Oversupply
5/2/2022 16:53	0:02	SSA3	0.01572	0.55400	Oversupply
5/2/2022 16:54	0:18	SSA2	0.20216	0.03300	Oversupply
5/2/2022 16:55	0:17	BS250	Data is not available	Data is not available	Oversupply
5/2/2022 16:55	0:16	SSA3	0.15313	0.00100	Oversupply
5/2/2022 16:56	0:16	KWPPII	0.39507	20.82134	Oversupply
5/2/2022 17:11	0:02	SSA3	0.01954	0.06600	Oversupply
5/2/2022 17:15	0:02	SSA3	0.01277	0.33500	Oversupply
5/2/2022 17:17	0:02	SSA2	0.06855	0.17200	Oversupply
5/2/2022 17:17	0:02	SSA3	0.01267	0.15200	Oversupply
5/2/2022 17:18	0:12	BS250	Data is not available	Data is not available	Oversupply
5/2/2022 17:19	0:11	KWPPII	0.17340	20.82533	Oversupply
5/2/2022 17:19	0:12	SSA2	0.41127	0.02000	Oversupply
5/2/2022 17:19	0:10	SSA3	0.06381	-0.00200	Oversupply
5/2/2022 17:30	0:02	SSA3	0.00341	0.03800	Oversupply
5/2/2022 17:31	0:02	SSA2	0.02969	0.08600	Oversupply
5/2/2022 17:32	0:02	SSA3	0.00335	0.24600	Oversupply
5/2/2022 17:33	0:02	SSA2	0.02969	0.16700	Oversupply
5/2/2022 21:27	6:42	KWPPII	82.92088	20.79340	Oversupply
5/3/2022 4:31	0:03	KWPPII	0.07594	16.17286	Oversupply
5/3/2022 4:43	1:24	KWPPII	13.98416	20.76246	Oversupply
5/3/2022 5:44	0:23	BS250	Data is not available	Data is not available	Oversupply
5/3/2022 6:17	0:16	BS250	Data is not available	Data is not available	Oversupply
5/3/2022 6:17	0:16	SSA2	0.01265	0.01100	Oversupply
5/3/2022 6:17	0:16	SSA3	0.01952	0.02400	Oversupply
5/3/2022 6:18	0:15	KWPPII	0.35752	20.77843	Oversupply
5/3/2022 6:35	0:04	17-2	0.00160	0.02400	Oversupply
5/3/2022 6:41	6:06	BS250	Data is not available	Data is not available	Oversupply
5/3/2022 6:41	6:06	SSA2	5.56744	0.02300	Oversupply
5/3/2022 6:41	6:02	SSA3	8.23503	0.00500	Oversupply
5/3/2022 6:42	5:59	KWPPII	74.20441	20.82633	Oversupply
5/3/2022 6:43	11:48	17-2	2.64118	0.75000	Facility Requested
5/3/2022 9:52	1:36	AWE	4.84473	21.00000	Oversupply
5/3/2022 11:39	0:03	AWE	0.00704	21.00000	Oversupply
5/3/2022 11:52	0:03	AWE	0.02870	20.40000	Oversupply
5/3/2022 12:42	0:02	KWPPII	0.01265	18.04902	Oversupply
5/3/2022 12:43	0:02	SSA3	0.02201	-0.00300	Oversupply
5/3/2022 12:45	0:02	SSA3	0.01127	-0.00300	Oversupply
5/3/2022 12:47	0:02	SSA3	0.01118	0.07500	Oversupply
5/3/2022 12:47	0:02	SSA2	0.01209	1.18900	Oversupply
5/3/2022 13:01	0:02	SSA2	0.01985	1.62600	Oversupply
5/3/2022 13:03	0:02	SSA3	0.01170	0.77900	Oversupply
5/3/2022 13:03	0:02	SSA2	0.01952	1.54900	Oversupply
5/3/2022 13:05	0:02	SSA3	0.01170	0.72800	Oversupply
5/3/2022 13:05	0:02	SSA2	0.01969	1.47800	Oversupply
5/3/2022 13:07	0:02	SSA3	0.01180	0.62800	Oversupply
5/3/2022 13:07	0:02	SSA2	0.01952	1.38600	Oversupply
5/3/2022 13:09	0:02	SSA3	0.01170	0.28700	Oversupply



Maui Curtailment Report

May 2022

Start Date and Time	Duration (minutes)	IPP Curtailed	Estimated Curtailed MWH	Peak MW Curtailed	Reasons for Curtailment
5/3/2022 13:09	0:02	SSA2	0.01969	0.77200	Oversupply
5/3/2022 13:15	0:02	SSA3	0.00900	0.67300	Oversupply
5/3/2022 13:16	0:02	SSA2	0.00648	1.68200	Oversupply
5/3/2022 13:30	0:02	SSA3	0.02785	0.58100	Oversupply
5/3/2022 13:30	0:02	SSA2	0.03580	1.20300	Oversupply
5/3/2022 13:32	0:02	BS250	Data is not available	Data is not available	Oversupply
5/3/2022 13:32	0:01	KWP/II	0.00185	19.10086	Oversupply
5/3/2022 13:32	0:04	SSA2	0.07131	0.02700	Oversupply
5/3/2022 13:32	0:04	SSA3	0.05547	0.00600	Oversupply
5/3/2022 13:34	0:01	KWP/II	0.01343	18.44221	Oversupply
5/3/2022 13:36	0:02	SSA2	0.03580	0.15200	Oversupply
5/3/2022 13:36	0:02	SSA3	0.02739	-0.00400	Oversupply
5/3/2022 13:38	0:02	SSA2	0.03551	0.08100	Oversupply
5/3/2022 13:38	0:02	SSA3	0.02785	0.16100	Oversupply
5/3/2022 13:40	3:29	BS250	Data is not available	Data is not available	Oversupply
5/3/2022 13:40	0:02	SSA2	0.03580	0.34000	Oversupply
5/3/2022 13:40	0:02	SSA3	0.02739	0.16000	Oversupply
5/3/2022 13:41	3:28	KWP/II	31.83141	20.85327	Oversupply
5/3/2022 13:42	3:27	SSA2	2.72144	0.00900	Oversupply
5/3/2022 13:42	3:28	SSA3	2.86166	-0.00300	Oversupply
5/3/2022 17:10	0:01	BS250	Data is not available	Data is not available	Oversupply
5/3/2022 17:10	0:02	SSA3	0.00746	0.00600	Oversupply
5/3/2022 17:13	0:02	SSA2	0.00532	0.11300	Oversupply
5/3/2022 17:14	0:02	SSA3	0.00538	0.14900	Oversupply
5/3/2022 17:15	0:02	SSA2	0.00241	0.22100	Oversupply
5/3/2022 17:16	0:02	SSA3	0.00308	0.08700	Oversupply
5/3/2022 17:17	0:02	SSA2	0.00241	0.26700	Oversupply
5/3/2022 17:18	0:02	SSA3	0.00303	0.05800	Oversupply
5/3/2022 17:19	0:01	KWP/II	0.00215	20.77444	Oversupply
5/3/2022 17:19	0:02	SSA2	0.00241	0.05700	Oversupply
5/3/2022 17:20	0:02	SSA3	0.00306	0.16200	Oversupply
5/3/2022 17:24	0:02	SSA3	0.00306	0.17300	Oversupply
5/3/2022 17:27	0:02	SSA2	0.00239	0.25500	Oversupply
5/3/2022 18:28	0:04	SSA3	0.00344	0.04100	Oversupply
5/3/2022 18:29	0:03	BS250	Data is not available	Data is not available	Oversupply
5/3/2022 18:30	0:03	KWP/II	0.01019	20.79140	Oversupply
5/3/2022 18:34	0:01	KWP/II	0.00113	20.76745	Oversupply
5/3/2022 18:39	0:08	BS250	Data is not available	Data is not available	Oversupply
5/3/2022 18:40	0:06	KWP/II	0.07077	20.78841	Oversupply
5/3/2022 18:47	0:01	KWP/II	0.00494	20.75547	Oversupply
5/3/2022 22:13	0:01	KWP/II	0.00005	0.00299	Oversupply
5/4/2022 0:27	0:01	KWP/II	0.00125	0.07485	Oversupply
5/4/2022 0:32	1:03	KWP/II	5.98249	12.00241	Oversupply
5/4/2022 0:35	0:02	AWE	0.01075	21.00000	Oversupply
5/4/2022 0:38	0:22	AWE	0.69145	21.00000	Oversupply
5/4/2022 1:21	0:03	AWE	0.00913	19.10000	Oversupply
5/4/2022 1:31	0:01	AWE	0.00391	16.10000	Oversupply
5/4/2022 1:51	15:17	KWP/II	251.29535	20.82633	Oversupply
5/4/2022 2:17	0:01	AWE	0.00029	11.50000	Oversupply
5/4/2022 2:35	0:05	AWE	0.02198	13.80000	Oversupply
5/4/2022 2:41	0:02	AWE	0.00275	12.80000	Oversupply
5/4/2022 2:44	0:02	AWE	0.01184	11.00000	Oversupply
5/4/2022 2:47	0:01	AWE	0.00532	11.40000	Oversupply
5/4/2022 2:49	0:01	AWE	0.00288	12.40000	Oversupply
5/4/2022 3:06	1:58	AWE	7.24919	19.10000	Oversupply
5/4/2022 5:05	0:02	AWE	0.05323	15.00000	Oversupply
5/4/2022 5:09	0:01	AWE	0.00105	14.10000	Oversupply
5/4/2022 5:12	0:01	AWE	0.00307	13.90000	Oversupply
5/4/2022 5:14	0:07	AWE	0.08541	15.10000	Oversupply
5/4/2022 5:24	0:22	AWE	0.35859	21.00000	Oversupply
5/4/2022 5:44	11:23	BS250	Data is not available	Data is not available	Oversupply
5/4/2022 6:08	10:48	SSA2	17.62704	-0.00100	Oversupply
5/4/2022 6:08	11:00	SSA3	19.64807	0.01700	Oversupply
5/4/2022 6:30	11:50	17-2	3.63953	0.75000	Facility Requested
5/4/2022 7:30	0:01	AWE	0.00666	20.90000	Oversupply
5/4/2022 7:32	0:02	AWE	0.01526	21.00000	Oversupply
5/4/2022 7:37	0:01	AWE	0.00809	19.40000	Oversupply
5/4/2022 7:39	0:01	AWE	0.00257	19.90000	Oversupply
5/4/2022 7:44	0:01	AWE	0.00183	20.40000	Oversupply
5/4/2022 7:58	0:02	AWE	0.01219	20.40000	Oversupply
5/4/2022 8:02	0:08	AWE	0.07887	20.40000	Oversupply
5/4/2022 8:22	0:01	AWE	0.00295	19.50000	Oversupply
5/4/2022 8:28	0:02	AWE	0.01520	20.50000	Oversupply



Maui Curtailment Report

May 2022

Start Date and Time	Duration (minutes)	IPP Curtailed	Estimated Curtailed MWH	Peak MW Curtailed	Reasons for Curtailment
5/4/2022 8:35	0:04	AWE	0.02065	20.70000	Oversupply
5/4/2022 8:40	0:03	AWE	0.01227	20.30000	Oversupply
5/4/2022 8:44	6:03	AWE	88.17461	21.00000	Oversupply
5/4/2022 11:02	0:04	5A	Data is not available	Data is not available	Oversupply
5/4/2022 11:02	0:04	MS	Data is not available	Data is not available	Oversupply
5/4/2022 11:03	0:01	KWP	0.00267	20.88000	Oversupply
5/4/2022 11:07	0:13	5A	Data is not available	Data is not available	Oversupply
5/4/2022 11:07	0:13	MS	Data is not available	Data is not available	Oversupply
5/4/2022 11:21	0:05	5A	Data is not available	Data is not available	Oversupply
5/4/2022 11:21	0:05	MS	Data is not available	Data is not available	Oversupply
5/4/2022 11:27	0:12	5A	Data is not available	Data is not available	Oversupply
5/4/2022 11:27	0:12	MS	Data is not available	Data is not available	Oversupply
5/4/2022 11:40	0:03	5A	Data is not available	Data is not available	Oversupply
5/4/2022 11:40	0:03	MS	Data is not available	Data is not available	Oversupply
5/4/2022 11:42	0:01	KWP	0.00267	9.52000	Oversupply
5/4/2022 11:45	0:02	5A	Data is not available	Data is not available	Oversupply
5/4/2022 11:45	0:02	MS	Data is not available	Data is not available	Oversupply
5/4/2022 11:46	0:01	KWP	0.00267	10.96000	Oversupply
5/4/2022 11:49	0:02	5A	Data is not available	Data is not available	Oversupply
5/4/2022 11:49	0:02	MS	Data is not available	Data is not available	Oversupply
5/4/2022 11:52	0:03	5A	Data is not available	Data is not available	Oversupply
5/4/2022 11:52	0:03	MS	Data is not available	Data is not available	Oversupply
5/4/2022 11:54	0:01	KWP	0.00220	12.40000	Oversupply
5/4/2022 11:56	0:04	5A	Data is not available	Data is not available	Oversupply
5/4/2022 11:56	0:04	MS	Data is not available	Data is not available	Oversupply
5/4/2022 12:00	0:01	KWP	0.00533	12.08000	Oversupply
5/4/2022 12:01	0:08	5A	Data is not available	Data is not available	Oversupply
5/4/2022 12:01	0:08	MS	Data is not available	Data is not available	Oversupply
5/4/2022 12:02	0:01	KWP	0.00267	11.44000	Oversupply
5/4/2022 12:07	0:01	KWP	0.00267	9.68000	Oversupply
5/4/2022 12:10	0:06	5A	Data is not available	Data is not available	Oversupply
5/4/2022 12:10	0:06	MS	Data is not available	Data is not available	Oversupply
5/4/2022 12:10	0:01	KWP	0.00203	9.84000	Oversupply
5/4/2022 12:17	0:04	5A	Data is not available	Data is not available	Oversupply
5/4/2022 12:17	0:04	MS	Data is not available	Data is not available	Oversupply
5/4/2022 12:22	0:07	5A	Data is not available	Data is not available	Oversupply
5/4/2022 12:22	0:07	MS	Data is not available	Data is not available	Oversupply
5/4/2022 12:30	0:02	5A	Data is not available	Data is not available	Oversupply
5/4/2022 12:30	0:02	MS	Data is not available	Data is not available	Oversupply
5/4/2022 12:33	0:06	5A	Data is not available	Data is not available	Oversupply
5/4/2022 12:33	0:06	MS	Data is not available	Data is not available	Oversupply
5/4/2022 12:39	0:01	KWP	0.00454	11.28000	Oversupply
5/4/2022 12:43	0:14	5A	Data is not available	Data is not available	Oversupply
5/4/2022 12:43	0:14	MS	Data is not available	Data is not available	Oversupply
5/4/2022 12:44	0:01	KWP	0.00267	15.44000	Oversupply
5/4/2022 12:56	0:01	KWP	0.00267	12.24000	Oversupply
5/4/2022 12:58	0:04	5A	Data is not available	Data is not available	Oversupply
5/4/2022 12:58	0:04	MS	Data is not available	Data is not available	Oversupply
5/4/2022 13:03	0:02	5A	Data is not available	Data is not available	Oversupply
5/4/2022 13:03	0:02	MS	Data is not available	Data is not available	Oversupply
5/4/2022 13:03	0:01	KWP	0.00267	10.96000	Oversupply
5/4/2022 13:06	0:01	5A	Data is not available	Data is not available	Oversupply
5/4/2022 13:06	0:01	MS	Data is not available	Data is not available	Oversupply
5/4/2022 13:08	0:05	5A	Data is not available	Data is not available	Oversupply
5/4/2022 13:08	0:05	MS	Data is not available	Data is not available	Oversupply
5/4/2022 13:14	0:04	5A	Data is not available	Data is not available	Oversupply
5/4/2022 13:14	0:04	MS	Data is not available	Data is not available	Oversupply
5/4/2022 13:19	0:01	5A	Data is not available	Data is not available	Oversupply
5/4/2022 13:19	0:01	MS	Data is not available	Data is not available	Oversupply
5/4/2022 13:21	0:02	5A	Data is not available	Data is not available	Oversupply
5/4/2022 13:21	0:02	MS	Data is not available	Data is not available	Oversupply
5/4/2022 13:25	0:02	5A	Data is not available	Data is not available	Oversupply
5/4/2022 13:25	0:02	MS	Data is not available	Data is not available	Oversupply
5/4/2022 13:29	0:01	5A	Data is not available	Data is not available	Oversupply
5/4/2022 13:29	0:01	MS	Data is not available	Data is not available	Oversupply
5/4/2022 13:31	0:02	5A	Data is not available	Data is not available	Oversupply
5/4/2022 13:31	0:02	MS	Data is not available	Data is not available	Oversupply
5/4/2022 13:36	0:01	KWP	0.00267	13.36000	Oversupply
5/4/2022 13:37	0:01	5A	Data is not available	Data is not available	Oversupply
5/4/2022 13:37	0:01	MS	Data is not available	Data is not available	Oversupply
5/4/2022 13:39	0:01	5A	Data is not available	Data is not available	Oversupply
5/4/2022 13:39	0:01	MS	Data is not available	Data is not available	Oversupply
5/4/2022 13:39	0:01	KWP	0.00267	14.32000	Oversupply



Maui Curtailment Report

May 2022

Start Date and Time	Duration (minutes)	IPP Curtailed	Estimated Curtailed MWH	Peak MW Curtailed	Reasons for Curtailment
5/4/2022 13:42	0:08	5A	Data is not available	Data is not available	Oversupply
5/4/2022 13:42	0:08	MS	Data is not available	Data is not available	Oversupply
5/4/2022 13:51	0:05	5A	Data is not available	Data is not available	Oversupply
5/4/2022 13:51	0:05	MS	Data is not available	Data is not available	Oversupply
5/4/2022 14:00	0:01	5A	Data is not available	Data is not available	Oversupply
5/4/2022 14:00	0:01	MS	Data is not available	Data is not available	Oversupply
5/4/2022 14:02	0:01	5A	Data is not available	Data is not available	Oversupply
5/4/2022 14:02	0:01	MS	Data is not available	Data is not available	Oversupply
5/4/2022 14:07	0:01	5A	Data is not available	Data is not available	Oversupply
5/4/2022 14:07	0:01	MS	Data is not available	Data is not available	Oversupply
5/4/2022 14:48	0:02	AWE	0.01612	21.00000	Oversupply
5/4/2022 16:55	0:02	SSA2	0.09646	-0.00100	Oversupply
5/4/2022 16:57	0:12	SSA2	0.42211	-0.00100	Oversupply
5/4/2022 17:08	0:01	BS250	Data is not available	Data is not available	Oversupply
5/4/2022 17:08	0:02	SSA3	0.01599	-0.00400	Oversupply
5/4/2022 17:10	0:02	SSA3	0.01599	0.28400	Oversupply
5/4/2022 17:15	0:02	SSA2	0.03252	1.42700	Oversupply
5/4/2022 17:16	0:02	SSA3	0.00168	0.49200	Oversupply
5/4/2022 17:17	0:02	SSA2	0.03225	0.66700	Oversupply
5/4/2022 19:01	0:02	BS250	Data is not available	Data is not available	Oversupply
5/4/2022 19:01	2:56	KWPPII	17.42249	20.82433	Oversupply
5/4/2022 21:58	0:03	KWPPII	0.09359	20.73751	Oversupply
5/4/2022 22:05	0:10	KWPPII	0.07488	20.95806	Oversupply
5/4/2022 22:16	8:43	KWPPII	117.87076	20.92014	Oversupply
5/4/2022 23:45	0:06	AWE	0.07318	21.00000	Oversupply
5/4/2022 23:52	0:01	AWE	0.00607	21.00000	Oversupply
5/4/2022 23:57	0:16	AWE	0.69689	21.00000	Oversupply
5/5/2022 0:57	0:01	AWE	0.00648	18.30000	Oversupply
5/5/2022 1:03	0:14	AWE	0.68593	21.00000	Oversupply
5/5/2022 2:38	0:09	AWE	0.10735	21.00000	Oversupply
5/5/2022 2:51	0:09	AWE	0.09769	21.00000	Oversupply
5/5/2022 3:03	0:01	AWE	0.00041	21.00000	Oversupply
5/5/2022 3:05	0:35	AWE	0.44177	21.00000	Oversupply
5/5/2022 3:41	0:02	AWE	0.01345	21.00000	Oversupply
5/5/2022 3:44	0:09	AWE	0.05500	21.00000	Oversupply
5/5/2022 3:54	0:03	AWE	0.00803	21.00000	Oversupply
5/5/2022 3:59	0:01	AWE	0.00124	21.00000	Oversupply
5/5/2022 5:44	1:15	BS250	Data is not available	Data is not available	Oversupply
5/5/2022 6:07	0:52	SSA3	0.08920	0.00800	Oversupply
5/5/2022 6:08	0:52	SSA2	0.15188	-0.00100	Oversupply
5/5/2022 6:18	11:58	17-2	3.20610	0.75000	Facility Requested
5/5/2022 7:09	0:02	SSA3	0.00141	0.15200	Oversupply
5/5/2022 7:12	0:02	SSA2	0.00457	0.36000	Oversupply
5/5/2022 7:13	0:02	SSA3	0.00256	0.00600	Oversupply
5/5/2022 7:14	0:02	BS250	Data is not available	Data is not available	Oversupply
5/5/2022 7:14	0:02	SSA2	0.01239	0.00400	Oversupply
5/5/2022 7:15	0:01	KWPPII	0.01075	19.74255	Oversupply
5/5/2022 7:15	0:02	SSA3	0.00999	0.17800	Oversupply
5/5/2022 7:16	0:18	SSA2	0.14531	0.00500	Oversupply
5/5/2022 7:17	0:17	BS250	Data is not available	Data is not available	Oversupply
5/5/2022 7:17	0:17	KWPPII	0.67951	20.92812	Oversupply
5/5/2022 7:17	0:02	SSA3	0.00991	-0.00200	Oversupply
5/5/2022 7:19	0:02	SSA3	0.00991	0.02200	Oversupply
5/5/2022 7:21	0:14	SSA3	0.07239	-0.00100	Oversupply
5/5/2022 7:37	0:02	SSA2	0.01756	0.35300	Oversupply
5/5/2022 7:37	0:02	SSA3	0.01250	0.21400	Oversupply
5/5/2022 7:39	0:06	BS250	Data is not available	Data is not available	Oversupply
5/5/2022 7:39	0:09	KWPPII	0.18584	19.34536	Oversupply
5/5/2022 7:39	0:08	SSA2	0.07186	0.00900	Oversupply
5/5/2022 7:39	0:06	SSA3	0.03798	0.00300	Oversupply
5/5/2022 7:45	0:04	SSA3	0.03257	0.04500	Oversupply
5/5/2022 7:46	0:13	BS250	Data is not available	Data is not available	Oversupply
5/5/2022 7:47	0:04	SSA2	0.03762	0.00900	Oversupply
5/5/2022 7:49	0:11	KWPPII	0.19201	20.41018	Oversupply
5/5/2022 7:49	0:10	SSA3	0.08190	0.00400	Oversupply
5/5/2022 7:51	0:08	SSA2	0.07555	0.00500	Oversupply
5/5/2022 7:59	0:02	SSA2	0.01215	0.09600	Oversupply
5/5/2022 8:01	0:02	SSA2	0.01005	0.32900	Oversupply
5/5/2022 8:05	0:02	SSA2	0.00997	0.65000	Oversupply
5/5/2022 8:11	0:02	SSA2	0.00997	0.04500	Oversupply
5/5/2022 8:12	0:02	SSA3	0.00858	0.65600	Oversupply
5/5/2022 8:13	0:08	SSA2	0.04186	0.06600	Oversupply
5/5/2022 8:14	0:06	BS250	Data is not available	Data is not available	Oversupply



Maui Curtailment Report

May 2022

Start Date and Time	Duration (minutes)	IPP Curtailed	Estimated Curtailed MWH	Peak MW Curtailed	Reasons for Curtailment
5/5/2022 8:14	0:01	KWP/II	0.00176	20.50100	Oversupply
5/5/2022 8:14	0:06	SSA3	0.04234	0.00300	Oversupply
5/5/2022 8:16	0:05	KWP/II	0.15434	20.55988	Oversupply
5/5/2022 8:20	0:02	SSA3	0.01615	0.09400	Oversupply
5/5/2022 8:22	0:02	SSA3	0.01588	0.50700	Oversupply
5/5/2022 8:23	0:02	SSA2	0.01053	0.03800	Oversupply
5/5/2022 8:30	0:02	SSA3	0.02379	0.01200	Oversupply
5/5/2022 8:31	0:02	SSA2	0.02087	0.09900	Oversupply
5/5/2022 8:32	0:02	SSA3	0.02419	0.46800	Oversupply
5/5/2022 8:36	0:04	SSA3	0.04778	0.36900	Oversupply
5/5/2022 8:37	0:25	BS250	Data is not available	Data is not available	Oversupply
5/5/2022 8:37	0:26	SSA2	0.31790	0.01000	Oversupply
5/5/2022 8:39	0:02	KWP/II	0.04596	15.83256	Oversupply
5/5/2022 8:40	0:02	SSA3	0.02419	0.06300	Oversupply
5/5/2022 8:42	0:20	SSA3	0.41014	0.01600	Oversupply
5/5/2022 8:43	0:19	KWP/II	1.13437	16.81355	Oversupply
5/5/2022 9:02	0:02	SSA3	0.03684	0.27400	Oversupply
5/5/2022 9:06	0:02	SSA3	0.03684	1.11600	Oversupply
5/5/2022 9:07	1:49	BS250	Data is not available	Data is not available	Oversupply
5/5/2022 9:07	1:49	SSA2	2.02946	0.00800	Oversupply
5/5/2022 9:08	1:49	SSA3	2.51094	0.03100	Oversupply
5/5/2022 9:09	0:05	KWP/II	0.08082	13.50733	Oversupply
5/5/2022 9:16	0:01	KWP/II	0.01409	13.21293	Oversupply
5/5/2022 9:18	1:07	KWP/II	6.47787	16.47524	Oversupply
5/5/2022 9:44	0:01	AWE	0.00107	21.00000	Oversupply
5/5/2022 10:26	0:31	KWP/II	2.53676	13.43647	Oversupply
5/5/2022 10:44	0:07	AWE	0.21604	21.00000	Oversupply
5/5/2022 10:56	0:02	SSA2	0.03678	0.00500	Oversupply
5/5/2022 10:57	1:39	SSA3	2.74011	0.00800	Oversupply
5/5/2022 10:58	0:36	BS250	Data is not available	Data is not available	Oversupply
5/5/2022 10:58	0:37	KWP/II	5.45554	19.23459	Oversupply
5/5/2022 10:58	0:36	SSA2	1.03222	0.01400	Oversupply
5/5/2022 11:19	0:01	AWE	0.00141	21.00000	Oversupply
5/5/2022 11:34	0:02	SSA2	0.05990	0.04200	Oversupply
5/5/2022 11:35	1:00	BS250	Data is not available	Data is not available	Oversupply
5/5/2022 11:36	1:00	SSA2	1.92631	0.00200	Oversupply
5/5/2022 11:37	0:59	KWP/II	5.34257	16.10999	Oversupply
5/5/2022 12:23	0:01	AWE	0.00748	21.00000	Oversupply
5/5/2022 12:36	0:02	SSA3	0.04318	0.75000	Oversupply
5/5/2022 12:36	0:02	SSA2	0.04739	0.66600	Oversupply
5/5/2022 12:38	0:02	SSA3	0.04354	1.48200	Oversupply
5/5/2022 12:38	0:02	SSA2	0.04739	1.64400	Oversupply
5/5/2022 12:40	0:02	SSA3	0.04390	0.31900	Oversupply
5/5/2022 12:40	0:02	SSA2	0.04700	0.59400	Oversupply
5/5/2022 12:42	0:02	SSA3	0.04354	0.01200	Oversupply
5/5/2022 12:42	0:02	SSA2	0.04779	0.03400	Oversupply
5/5/2022 12:44	0:05	BS250	Data is not available	Data is not available	Oversupply
5/5/2022 12:44	0:04	SSA3	0.11643	0.00700	Oversupply
5/5/2022 12:44	0:04	SSA2	0.14849	-0.00300	Oversupply
5/5/2022 12:45	0:04	KWP/II	0.09369	13.84264	Oversupply
5/5/2022 12:48	0:02	SSA3	0.05993	0.30600	Oversupply
5/5/2022 12:48	0:02	SSA2	0.08905	-0.00300	Oversupply
5/5/2022 12:50	0:17	BS250	Data is not available	Data is not available	Oversupply
5/5/2022 12:50	1:09	SSA3	1.97402	0.00700	Oversupply
5/5/2022 12:50	1:08	SSA2	2.22306	0.00900	Oversupply
5/5/2022 12:51	1:07	KWP/II	7.17794	19.94214	Oversupply
5/5/2022 13:08	0:52	BS250	Data is not available	Data is not available	Oversupply
5/5/2022 13:59	0:01	KWP/II	0.00918	16.29761	Oversupply
5/5/2022 13:59	0:02	SSA2	0.05097	0.00300	Oversupply
5/5/2022 13:59	0:02	SSA3	0.03622	0.08200	Oversupply
5/5/2022 14:01	0:02	SSA2	0.03749	1.32700	Oversupply
5/5/2022 14:01	0:02	SSA3	0.03035	1.19100	Oversupply
5/5/2022 14:03	0:02	SSA2	0.03780	1.51300	Oversupply
5/5/2022 14:03	0:02	SSA3	0.03060	1.33400	Oversupply
5/5/2022 14:05	0:02	SSA2	0.03780	0.21500	Oversupply
5/5/2022 14:05	0:02	SSA3	0.03035	0.12200	Oversupply
5/5/2022 14:06	0:02	BS250	Data is not available	Data is not available	Oversupply
5/5/2022 14:07	0:02	KWP/II	0.01900	16.37146	Oversupply
5/5/2022 14:07	0:02	SSA2	0.03749	-0.00300	Oversupply
5/5/2022 14:07	0:02	SSA3	0.03060	0.06500	Oversupply
5/5/2022 14:09	0:02	SSA2	0.03812	-0.00300	Oversupply
5/5/2022 14:09	0:02	SSA3	0.03060	1.25000	Oversupply
5/5/2022 14:11	0:02	SSA2	0.03749	-0.00300	Oversupply



Maui Curtailment Report

May 2022

Start Date and Time	Duration (minutes)	IPP Curtailed	Estimated Curtailed MWH	Peak MW Curtailed	Reasons for Curtailment
5/5/2022 14:11	0:02	SSA3	0.03010	0.43500	Oversupply
5/5/2022 14:13	0:02	SSA2	0.03636	0.27700	Oversupply
5/5/2022 14:13	0:02	SSA3	0.03235	1.33500	Oversupply
5/5/2022 14:15	0:02	SSA2	0.02884	0.88400	Oversupply
5/5/2022 14:15	0:02	SSA3	0.03247	1.53400	Oversupply
5/5/2022 14:17	0:02	SSA2	0.02908	0.74000	Oversupply
5/5/2022 14:17	0:02	SSA3	0.03274	0.38800	Oversupply
5/5/2022 14:19	0:02	SSA2	0.02908	0.89000	Oversupply
5/5/2022 14:19	0:02	SSA3	0.03301	0.48400	Oversupply
5/5/2022 14:21	0:02	SSA2	0.02884	1.55000	Oversupply
5/5/2022 14:21	0:02	SSA3	0.03274	1.61600	Oversupply
5/5/2022 14:23	0:02	SSA2	0.02908	1.34000	Oversupply
5/5/2022 14:23	0:02	SSA3	0.03274	0.80200	Oversupply
5/5/2022 14:25	0:02	SSA2	0.02908	1.16500	Oversupply
5/5/2022 14:25	0:02	SSA3	0.03301	0.64900	Oversupply
5/5/2022 14:27	0:01	BS250	Data is not available	Data is not available	Oversupply
5/5/2022 14:27	0:02	SSA2	0.02908	0.10400	Oversupply
5/5/2022 14:27	0:02	SSA3	0.03301	0.01800	Oversupply
5/5/2022 14:29	0:01	BS250	Data is not available	Data is not available	Oversupply
5/5/2022 14:29	0:02	KWP/II	0.03000	14.91245	Oversupply
5/5/2022 14:29	0:02	SSA2	0.04502	0.01500	Oversupply
5/5/2022 14:29	0:02	SSA3	0.04718	0.00200	Oversupply
5/5/2022 14:31	0:02	SSA2	0.04005	-0.00300	Oversupply
5/5/2022 14:31	0:02	SSA3	0.06396	0.78500	Oversupply
5/5/2022 14:32	0:03	BS250	Data is not available	Data is not available	Oversupply
5/5/2022 14:33	0:02	SSA2	0.04005	0.00000	Oversupply
5/5/2022 14:33	0:02	SSA3	0.06240	0.01000	Oversupply
5/5/2022 14:34	0:02	KWP/II	0.01094	14.62304	Oversupply
5/5/2022 14:35	0:02	SSA2	0.03972	0.14600	Oversupply
5/5/2022 14:35	0:02	SSA3	0.06396	0.33000	Oversupply
5/5/2022 14:36	0:44	BS250	Data is not available	Data is not available	Oversupply
5/5/2022 14:37	0:44	KWP/II	4.94798	16.52414	Oversupply
5/5/2022 14:37	0:44	SSA2	0.95756	0.00000	Oversupply
5/5/2022 14:37	0:45	SSA3	1.28531	0.00400	Oversupply
5/5/2022 15:21	0:02	SSA2	0.02813	0.01600	Oversupply
5/5/2022 15:22	0:01	KWP/II	0.00223	13.49734	Oversupply
5/5/2022 15:22	0:02	SSA3	0.01976	0.27400	Oversupply
5/5/2022 16:07	0:21	KWP/II	1.68207	19.43917	Oversupply
5/5/2022 17:09	2:09	KWP/II	23.98887	20.95506	Oversupply
5/5/2022 18:21	0:02	17-2	0.00077	0.02300	Oversupply
5/5/2022 18:31	0:09	17-2	0.00345	0.02300	Oversupply
5/5/2022 21:46	7:22	KWP/II	90.67131	20.83431	Oversupply
5/6/2022 1:02	0:01	AWE	0.00271	20.60000	Oversupply
5/6/2022 1:04	0:02	AWE	0.01681	20.70000	Oversupply
5/6/2022 1:07	0:01	AWE	0.00273	20.60000	Oversupply
5/6/2022 5:17	0:01	KWP/II	0.00204	18.20869	Oversupply
5/6/2022 5:19	0:04	KWP/II	0.13165	16.73471	Oversupply
5/6/2022 5:33	1:44	KWP/II	13.03371	20.63871	Oversupply
5/6/2022 5:44	1:33	BS250	Data is not available	Data is not available	Oversupply
5/6/2022 6:06	1:11	SSA3	0.19783	0.01700	Oversupply
5/6/2022 6:07	1:10	SSA2	0.28812	0.00100	Oversupply
5/6/2022 7:19	0:38	SSA2	0.46519	0.30900	Oversupply
5/6/2022 7:20	0:38	BS250	Data is not available	Data is not available	Oversupply
5/6/2022 7:20	0:01	KWP/II	0.00095	16.85347	Oversupply
5/6/2022 7:21	0:36	SSA3	0.49533	0.00200	Oversupply
5/6/2022 7:23	0:35	KWP/II	4.94500	20.39721	Oversupply
5/6/2022 7:48	0:01	AWE	0.01290	20.60000	Oversupply
5/6/2022 7:55	0:01	KWP	0.00267	4.88000	Oversupply
5/6/2022 7:57	0:02	SSA3	0.03374	0.00000	Oversupply
5/6/2022 7:57	0:02	SSA2	0.02864	0.00100	Oversupply
5/6/2022 7:59	0:04	SSA3	0.05145	0.00300	Oversupply
5/6/2022 7:59	0:04	SSA2	0.05810	0.02000	Oversupply
5/6/2022 8:00	0:02	BS250	Data is not available	Data is not available	Oversupply
5/6/2022 8:00	0:02	KWP	0.00267	0.08000	Facility requested
5/6/2022 8:00	0:06	KWP/II	0.04851	20.48104	Oversupply
5/6/2022 8:03	0:03	BS250	Data is not available	Data is not available	Oversupply
5/6/2022 8:03	0:04	SSA3	0.05563	0.02200	Oversupply
5/6/2022 8:03	0:02	SSA2	0.03375	0.01600	Oversupply
5/6/2022 8:05	1:10	KWP	0.09333	0.08000	Facility requested
5/6/2022 8:05	0:02	SSA2	0.03347	0.04800	Oversupply
5/6/2022 8:07	0:02	SSA3	0.02781	0.90500	Oversupply
5/6/2022 8:07	0:02	SSA2	0.03375	0.66800	Oversupply
5/6/2022 8:09	0:03	BS250	Data is not available	Data is not available	Oversupply



Maui Curtailment Report

May 2022

Start Date and Time	Duration (minutes)	IPP Curtailed	Estimated Curtailed MWH	Peak MW Curtailed	Reasons for Curtailment
5/6/2022 8:09	0:02	SSA3	0.02781	0.06200	Oversupply
5/6/2022 8:09	0:04	SSA2	0.06723	0.13800	Oversupply
5/6/2022 8:11	0:02	SSA3	0.02781	0.01200	Oversupply
5/6/2022 8:38	0:02	SSA2	0.02303	1.12000	Oversupply
5/6/2022 8:39	0:22	BS250	Data is not available	Data is not available	Oversupply
5/6/2022 8:40	0:22	SSA2	0.36989	0.01400	Oversupply
5/6/2022 8:40	0:20	SSA3	0.49540	0.00900	Oversupply
5/6/2022 8:41	0:20	KWP/II	1.37871	19.56791	Oversupply
5/6/2022 9:00	0:02	SSA3	0.00751	0.06200	Oversupply
5/6/2022 9:19	0:01	KWP	0.00133	0.08000	Facility requested
5/6/2022 9:20	0:34	SSA2	0.78706	0.06600	Oversupply
5/6/2022 9:20	0:34	SSA3	0.80753	0.01800	Oversupply
5/6/2022 9:21	0:33	BS250	Data is not available	Data is not available	Oversupply
5/6/2022 9:22	0:33	KWP/II	7.90543	20.71855	Oversupply
5/6/2022 9:23	0:02	KWP	0.00533	0.88000	Facility requested
5/6/2022 9:26	0:01	KWP	0.00267	1.04000	Facility requested
5/6/2022 9:30	0:04	AWE	0.05370	20.80000	Oversupply
5/6/2022 9:34	0:01	KWP	0.00267	1.52000	Facility requested
5/6/2022 10:06	4:07	BS250	Data is not available	Data is not available	Oversupply
5/6/2022 10:06	0:11	KWP/II	1.70989	20.85427	Oversupply
5/6/2022 10:06	0:10	SSA2	0.18777	0.31200	Oversupply
5/6/2022 10:06	4:07	SSA3	9.58812	0.05000	Oversupply
5/6/2022 10:10	0:02	AWE	0.03347	20.30000	Oversupply
5/6/2022 10:18	0:52	AWE	8.58485	21.00000	Oversupply
5/6/2022 10:18	3:57	KWP/II	72.00018	20.83930	Oversupply
5/6/2022 10:18	3:55	SSA2	9.33359	0.00300	Oversupply
5/6/2022 10:25	0:07	5A	Data is not available	Data is not available	Oversupply
5/6/2022 10:25	0:07	MS	Data is not available	Data is not available	Oversupply
5/6/2022 11:12	2:09	AWE	20.26018	21.00000	Oversupply
5/6/2022 13:29	0:02	AWE	0.01278	20.40000	Oversupply
5/6/2022 13:32	0:01	AWE	0.00106	20.50000	Oversupply
5/6/2022 13:39	0:01	AWE	0.01257	20.30000	Oversupply
5/6/2022 13:41	0:05	AWE	0.06952	20.30000	Oversupply
5/6/2022 14:13	0:02	SSA3	0.01562	0.08600	Oversupply
5/6/2022 14:13	0:02	SSA2	0.02420	0.05000	Oversupply
5/6/2022 14:14	0:01	BS250	Data is not available	Data is not available	Oversupply
5/6/2022 14:22	0:02	SSA2	0.00195	0.45900	Oversupply
5/6/2022 18:09	0:01	KWP/II	0.00115	0.06886	Oversupply
5/6/2022 22:31	3:20	KWP/II	39.88665	20.79140	Oversupply
5/7/2022 1:06	0:01	AWE	0.00553	21.00000	Oversupply
5/7/2022 1:09	0:09	AWE	0.16128	21.00000	Oversupply
5/7/2022 1:20	0:15	AWE	0.33214	21.00000	Oversupply
5/7/2022 2:14	0:10	KWP/II	0.14434	8.74009	Oversupply
5/7/2022 2:25	0:01	KWP/II	0.00690	7.01263	Oversupply
5/7/2022 2:58	0:01	KWP/II	0.00880	6.00969	Oversupply
5/7/2022 3:00	0:03	KWP/II	0.02398	6.88489	Oversupply
5/7/2022 3:05	0:01	KWP/II	0.00192	6.96074	Oversupply
5/7/2022 3:08	0:13	KWP/II	0.22286	9.78495	Oversupply
5/7/2022 3:22	0:01	KWP/II	0.00123	6.72223	Oversupply
5/7/2022 3:25	0:06	KWP/II	0.14475	11.27091	Oversupply
5/7/2022 3:32	0:01	KWP/II	0.00063	6.88789	Oversupply
5/7/2022 3:35	0:01	KWP/II	0.00270	6.27814	Oversupply
5/7/2022 3:37	0:03	KWP/II	0.00996	7.20324	Oversupply
5/7/2022 3:42	0:07	KWP/II	0.11496	8.89378	Oversupply
5/7/2022 3:51	1:01	KWP/II	13.01817	19.26054	Oversupply
5/7/2022 4:06	0:21	AWE	0.53328	21.00000	Oversupply
5/7/2022 4:28	0:01	AWE	0.00424	21.00000	Oversupply
5/7/2022 4:30	0:01	AWE	0.00057	21.00000	Oversupply
5/7/2022 5:06	0:23	KWP/II	3.14591	19.31143	Oversupply
5/7/2022 6:52	0:32	SSA3	0.06002	0.03700	Oversupply
5/7/2022 6:53	0:31	BS250	Data is not available	Data is not available	Oversupply
5/7/2022 6:53	0:32	KWP/II	3.80162	13.47539	Oversupply
5/7/2022 6:53	0:38	SSA2	0.06823	0.00300	Oversupply
5/7/2022 7:05	0:01	AWE	0.00244	20.30000	Oversupply
5/7/2022 7:12	0:04	AWE	0.10006	21.00000	Oversupply
5/7/2022 7:18	0:01	AWE	0.00917	20.90000	Oversupply
5/7/2022 7:26	0:05	BS250	Data is not available	Data is not available	Oversupply
5/7/2022 7:26	0:05	KWP/II	0.19235	15.19088	Oversupply
5/7/2022 7:27	0:04	SSA3	0.00798	-0.00200	Oversupply
5/7/2022 9:04	0:02	SSA2	0.00426	0.29600	Oversupply
5/7/2022 9:05	0:02	SSA3	0.00532	0.01600	Oversupply
5/7/2022 9:09	0:02	SSA3	0.00540	0.00700	Oversupply
5/7/2022 9:10	0:03	BS250	Data is not available	Data is not available	Oversupply



Maui Curtailment Report

May 2022

Start Date and Time	Duration (minutes)	IPP Curtailed	Estimated Curtailed MWH	Peak MW Curtailed	Reasons for Curtailment
5/7/2022 9:10	0:04	SSA2	0.00856	0.04200	Oversupply
5/7/2022 9:12	0:02	SSA3	0.00532	0.55200	Oversupply
5/7/2022 9:16	0:02	SSA3	0.02329	0.59200	Oversupply
5/7/2022 9:16	0:04	SSA2	0.04489	0.08200	Oversupply
5/7/2022 9:17	0:01	BS250	Data is not available	Data is not available	Oversupply
5/7/2022 9:20	2:18	BS250	Data is not available	Data is not available	Oversupply
5/7/2022 9:20	0:02	SSA3	0.02310	0.24100	Oversupply
5/7/2022 9:20	1:35	SSA2	1.35454	0.02300	Oversupply
5/7/2022 9:22	2:16	KWP/II	24.39009	19.64874	Oversupply
5/7/2022 9:22	1:33	SSA3	2.13297	0.00400	Oversupply
5/7/2022 9:35	0:40	AWE	3.01416	21.00000	Oversupply
5/7/2022 10:16	0:01	AWE	0.00510	16.60000	Oversupply
5/7/2022 10:21	0:02	AWE	0.03449	21.00000	Oversupply
5/7/2022 10:24	0:01	AWE	0.00291	21.00000	Oversupply
5/7/2022 10:38	0:12	AWE	0.34909	21.00000	Oversupply
5/7/2022 10:54	0:43	SSA3	0.86295	-0.00200	Oversupply
5/7/2022 10:55	0:42	SSA2	0.97903	0.00100	Oversupply
5/7/2022 11:08	0:19	AWE	0.84285	21.00000	Oversupply
5/7/2022 11:37	0:02	SSA2	0.05948	0.00100	Oversupply
5/7/2022 11:37	0:02	SSA3	0.05393	0.18200	Oversupply
5/7/2022 11:39	1:10	BS250	Data is not available	Data is not available	Oversupply
5/7/2022 11:39	1:10	SSA2	1.68575	0.00600	Oversupply
5/7/2022 11:39	1:11	SSA3	1.25138	0.00700	Oversupply
5/7/2022 11:40	1:09	KWP/II	9.39554	18.58991	Oversupply
5/7/2022 11:42	0:08	AWE	0.26526	21.00000	Oversupply
5/7/2022 11:52	0:01	AWE	0.00191	21.00000	Oversupply
5/7/2022 11:54	0:01	AWE	0.01051	21.00000	Oversupply
5/7/2022 11:56	0:01	AWE	0.00107	21.00000	Oversupply
5/7/2022 12:00	0:04	AWE	0.05361	21.00000	Oversupply
5/7/2022 12:06	0:08	AWE	0.07222	21.00000	Oversupply
5/7/2022 12:37	0:01	AWE	0.00624	20.30000	Oversupply
5/7/2022 12:49	0:02	SSA2	0.02209	0.39100	Oversupply
5/7/2022 12:50	0:02	SSA3	0.00745	0.49700	Oversupply
5/7/2022 13:12	0:02	SSA2	0.02435	1.52800	Oversupply
5/7/2022 13:12	0:02	SSA3	0.00371	0.76500	Oversupply
5/7/2022 13:14	0:03	BS250	Data is not available	Data is not available	Oversupply
5/7/2022 13:14	0:04	SSA2	0.05610	0.76600	Oversupply
5/7/2022 13:14	0:04	SSA3	0.01127	0.00800	Oversupply
5/7/2022 13:16	0:01	KWP/II	0.00586	1.38117	Oversupply
5/7/2022 13:18	0:02	SSA2	0.01477	0.02800	Oversupply
5/7/2022 13:26	0:01	KWP	0.00267	2.48000	Facility requested
5/7/2022 13:28	0:46	KWP	0.06133	0.08000	Facility requested
5/7/2022 13:52	0:02	SSA2	0.00500	0.66200	Oversupply
5/7/2022 13:52	0:02	SSA3	0.00643	0.93700	Oversupply
5/7/2022 13:54	0:02	SSA2	0.00505	0.31300	Oversupply
5/7/2022 14:20	0:02	KWP	0.00267	0.08000	Facility requested
5/7/2022 14:22	0:02	SSA2	0.01045	0.65200	Oversupply
5/7/2022 14:23	0:01	KWP/II	0.00643	12.32375	Oversupply
5/7/2022 14:23	0:37	KWP	0.04933	0.08000	Facility requested
5/7/2022 14:23	0:02	SSA3	0.00630	0.84500	Oversupply
5/7/2022 14:25	0:02	SSA3	0.00636	0.33200	Oversupply
5/7/2022 14:26	0:02	SSA2	0.01053	0.43200	Oversupply
5/7/2022 14:27	0:02	SSA3	0.00625	0.39800	Oversupply
5/7/2022 14:28	0:11	BS250	Data is not available	Data is not available	Oversupply
5/7/2022 14:28	0:10	SSA2	0.07221	0.02200	Oversupply
5/7/2022 14:29	0:10	KWP/II	0.27499	19.27950	Oversupply
5/7/2022 14:29	0:10	SSA3	0.08160	0.00300	Oversupply
5/7/2022 14:38	0:02	SSA2	0.01511	0.00100	Oversupply
5/7/2022 14:45	7:21	17-2	8.14612	0.75000	Oversupply
5/7/2022 15:09	0:02	SSA3	0.00629	0.62200	Oversupply
5/7/2022 15:10	0:02	SSA2	0.00783	0.03700	Oversupply
5/7/2022 15:11	0:06	BS250	Data is not available	Data is not available	Oversupply
5/7/2022 15:11	0:02	SSA3	0.00629	0.07800	Oversupply
5/7/2022 15:12	0:06	KWP/II	0.17815	19.44516	Oversupply
5/7/2022 15:12	0:06	SSA2	0.02381	0.00100	Oversupply
5/7/2022 15:13	0:04	SSA3	0.01427	-0.00100	Oversupply
5/7/2022 15:17	0:02	SSA3	0.00678	0.21600	Oversupply
5/7/2022 15:24	0:02	SSA2	0.00821	0.50400	Oversupply
5/7/2022 15:26	0:02	SSA2	0.00821	0.30800	Oversupply
5/7/2022 15:27	0:02	SSA3	0.00672	0.35600	Oversupply
5/7/2022 15:28	0:18	BS250	Data is not available	Data is not available	Oversupply
5/7/2022 15:28	0:18	SSA2	0.19013	0.01500	Oversupply
5/7/2022 15:29	0:17	KWP/II	0.87150	19.34536	Oversupply



Maui Curtailment Report

May 2022

Start Date and Time	Duration (minutes)	IPP Curtailed	Estimated Curtailed MWH	Peak MW Curtailed	Reasons for Curtailment
5/7/2022 15:29	0:16	SSA3	0.11393	0.00000	Oversupply
5/7/2022 15:45	0:02	SSA3	0.00261	0.04200	Oversupply
5/7/2022 15:53	0:02	SSA3	0.00261	0.26500	Oversupply
5/7/2022 15:54	0:02	BS250	Data is not available	Data is not available	Oversupply
5/7/2022 15:54	0:02	SSA2	0.00636	0.02700	Oversupply
5/7/2022 15:55	0:01	KWPPII	0.01271	10.48053	Oversupply
5/7/2022 15:55	0:02	SSA3	0.00259	0.14900	Oversupply
5/7/2022 18:58	0:01	KWPPII	0.00018	0.01098	Oversupply
5/8/2022 1:31	0:01	KWPPII	0.00836	5.22030	Oversupply
5/8/2022 6:39	0:02	SSA3	0.00092	0.07100	Oversupply
5/8/2022 6:40	0:01	BS250	Data is not available	Data is not available	Oversupply
5/8/2022 6:40	0:02	SSA2	0.00136	0.01800	Oversupply
5/8/2022 7:00	0:02	SSA2	0.00293	0.11400	Oversupply
5/8/2022 7:15	0:20	BS250	Data is not available	Data is not available	Oversupply
5/8/2022 7:15	0:20	SSA3	0.22914	0.00800	Oversupply
5/8/2022 7:16	0:20	KWPPII	0.81176	7.00864	Oversupply
5/8/2022 7:16	0:26	SSA2	0.22257	0.00800	Oversupply
5/8/2022 7:35	0:02	SSA3	0.01715	0.05400	Oversupply
5/8/2022 7:37	0:05	BS250	Data is not available	Data is not available	Oversupply
5/8/2022 7:37	0:05	KWPPII	0.04804	3.96687	Oversupply
5/8/2022 7:37	0:06	SSA3	0.05202	0.00900	Oversupply
5/8/2022 7:42	0:02	SSA2	0.01627	0.00600	Oversupply
5/8/2022 8:42	0:12	SSA3	0.23222	0.43800	Oversupply
5/8/2022 8:42	0:12	SSA2	0.26303	0.78800	Oversupply
5/8/2022 8:43	0:11	BS250	Data is not available	Data is not available	Oversupply
5/8/2022 8:43	0:12	AWE	0.18010	20.80000	Oversupply
5/8/2022 8:54	0:02	SSA3	0.04969	0.17600	Oversupply
5/8/2022 8:55	0:02	SSA2	0.05320	0.07600	Oversupply
5/8/2022 8:56	0:02	SSA3	0.04969	0.01400	Oversupply
5/8/2022 8:57	0:01	BS250	Data is not available	Data is not available	Oversupply
5/8/2022 8:57	0:02	SSA2	0.05364	0.03900	Oversupply
5/8/2022 8:58	0:02	SSA3	0.05083	0.48700	Oversupply
5/8/2022 8:59	0:02	SSA2	0.05434	0.37800	Oversupply
5/8/2022 9:00	0:02	SSA3	0.05201	0.38100	Oversupply
5/8/2022 9:01	0:02	SSA2	0.04948	0.61100	Oversupply
5/8/2022 9:02	0:02	SSA3	0.05115	0.07700	Oversupply
5/8/2022 9:03	0:42	BS250	Data is not available	Data is not available	Oversupply
5/8/2022 9:03	0:42	SSA2	0.85804	0.05200	Oversupply
5/8/2022 9:04	0:42	AWE	3.43706	20.80000	Oversupply
5/8/2022 9:04	0:40	SSA3	1.19678	0.00100	Oversupply
5/8/2022 9:15	0:31	KWPPII	1.25207	5.48476	Oversupply
5/8/2022 9:45	0:02	SSA3	0.02375	0.30000	Oversupply
5/8/2022 9:45	0:02	SSA2	0.01420	0.00100	Oversupply
5/8/2022 9:47	0:02	SSA3	0.02375	1.19100	Oversupply
5/8/2022 9:47	0:02	SSA2	0.01420	0.40900	Oversupply
5/8/2022 9:49	0:02	SSA2	0.01409	0.79500	Oversupply
5/8/2022 9:49	0:02	SSA3	0.02355	1.19800	Oversupply
5/8/2022 9:51	0:02	SSA2	0.01420	0.55600	Oversupply
5/8/2022 9:51	0:02	SSA3	0.02375	1.25900	Oversupply
5/8/2022 9:53	0:02	SSA2	0.01420	0.91600	Oversupply
5/8/2022 9:53	0:02	SSA3	0.02375	0.93000	Oversupply
5/8/2022 9:57	0:02	SSA3	0.02375	0.68600	Oversupply
5/8/2022 9:59	0:02	SSA2	0.02792	0.05300	Oversupply
5/8/2022 9:59	3:26	SSA3	9.57692	0.11600	Oversupply
5/8/2022 10:00	0:01	BS250	Data is not available	Data is not available	Oversupply
5/8/2022 10:01	3:19	AWE	18.12595	20.70000	Oversupply
5/8/2022 10:01	3:23	SSA2	8.99325	0.05500	Oversupply
5/8/2022 10:02	3:23	BS250	Data is not available	Data is not available	Oversupply
5/8/2022 10:18	0:01	KWPPII	0.00574	0.34429	Oversupply
5/8/2022 10:20	0:38	KWPPII	0.38687	1.84023	Oversupply
5/8/2022 11:03	1:27	KWPPII	0.53581	0.98498	Oversupply
5/8/2022 12:31	0:48	KWPPII	0.51272	1.57976	Oversupply
5/8/2022 13:21	0:04	AWE	0.06423	17.60000	Oversupply
5/8/2022 13:22	0:01	KWPPII	0.00043	0.02595	Oversupply
5/8/2022 13:24	0:01	KWPPII	0.00027	0.01597	Oversupply
5/8/2022 13:24	0:02	SSA2	0.08474	0.05500	Oversupply
5/8/2022 13:25	0:02	SSA3	0.08371	0.62700	Oversupply
5/8/2022 13:26	0:02	SSA2	0.08545	0.56600	Oversupply
5/8/2022 13:27	0:02	SSA3	0.08302	0.56700	Oversupply
5/8/2022 13:28	0:02	SSA2	0.08669	0.60600	Oversupply
5/8/2022 13:29	0:02	SSA3	0.09155	1.45900	Oversupply
5/8/2022 13:30	0:02	SSA2	0.08718	0.88600	Oversupply
5/8/2022 13:31	0:08	SSA3	0.37355	0.25100	Oversupply



Maui Curtailment Report

May 2022

Start Date and Time	Duration (minutes)	IPP Curtailed	Estimated Curtailed MWH	Peak MW Curtailed	Reasons for Curtailment
5/8/2022 13:32	1:55	BS250	Data is not available	Data is not available	Oversupply
5/8/2022 13:32	1:56	KWPII	6.05986	7.29505	Oversupply
5/8/2022 13:32	1:51	SSA2	5.12834	0.01100	Oversupply
5/8/2022 13:35	0:01	AWE	0.00008	17.70000	Oversupply
5/8/2022 13:39	0:01	AWE	0.00473	17.50000	Oversupply
5/8/2022 13:39	0:02	SSA3	0.09377	0.00700	Oversupply
5/8/2022 13:41	1:41	SSA3	4.47738	0.00000	Oversupply
5/8/2022 13:42	1:38	AWE	13.82755	17.60000	Oversupply
5/8/2022 14:19	0:01	5A	Data is not available	Data is not available	Oversupply
5/8/2022 14:19	0:01	MS	Data is not available	Data is not available	Oversupply
5/8/2022 14:24	0:03	5A	Data is not available	Data is not available	Oversupply
5/8/2022 14:24	0:03	MS	Data is not available	Data is not available	Oversupply
5/8/2022 14:29	0:03	5A	Data is not available	Data is not available	Oversupply
5/8/2022 14:29	0:03	MS	Data is not available	Data is not available	Oversupply
5/8/2022 14:38	0:02	5A	Data is not available	Data is not available	Oversupply
5/8/2022 14:38	0:02	MS	Data is not available	Data is not available	Oversupply
5/8/2022 15:22	0:06	SSA3	0.20231	0.00000	Oversupply
5/8/2022 15:23	0:04	SSA2	0.16089	0.02800	Oversupply
5/8/2022 15:27	0:02	SSA2	0.08078	0.00400	Oversupply
5/8/2022 15:28	0:02	SSA3	0.05825	0.42900	Oversupply
5/8/2022 15:29	0:02	SSA2	0.04568	0.44900	Oversupply
5/8/2022 22:31	5:05	KWPII	39.20940	15.67987	Oversupply
5/8/2022 22:53	0:01	AWE	0.00120	16.60000	Oversupply
5/8/2022 22:58	0:23	AWE	0.54796	16.70000	Oversupply
5/8/2022 23:27	0:01	AWE	0.01087	10.30000	Oversupply
5/8/2022 23:36	0:01	AWE	0.00664	14.70000	Oversupply
5/8/2022 23:38	0:04	AWE	0.05202	14.30000	Oversupply
5/8/2022 23:44	0:03	AWE	0.00636	15.00000	Oversupply
5/9/2022 0:00	0:10	AWE	0.25991	16.90000	Oversupply
5/9/2022 0:12	0:01	AWE	0.00374	13.80000	Oversupply
5/9/2022 1:32	0:11	AWE	0.34759	16.60000	Oversupply
5/9/2022 2:22	0:04	AWE	0.06129	17.40000	Oversupply
5/9/2022 3:07	0:03	AWE	0.03577	14.40000	Oversupply
5/9/2022 3:37	0:01	KWPII	0.01325	4.93090	Oversupply
5/9/2022 3:45	0:24	KWPII	2.83534	13.85362	Oversupply
5/9/2022 3:50	0:04	AWE	0.04055	17.10000	Oversupply
5/9/2022 4:10	0:01	KWPII	0.00236	8.47963	Oversupply
5/9/2022 4:13	0:14	KWPII	0.45833	11.13918	Oversupply
5/9/2022 4:37	0:53	KWPII	4.00504	15.67289	Oversupply
5/9/2022 5:50	0:01	BS250	Data is not available	Data is not available	Oversupply
5/9/2022 5:52	0:18	BS250	Data is not available	Data is not available	Oversupply
5/9/2022 5:53	0:17	KWPII	1.05994	15.85252	Oversupply
5/9/2022 6:17	12:31	17-2	4.80060	0.75000	Facility Requested
5/9/2022 6:19	0:04	BS250	Data is not available	Data is not available	Oversupply
5/9/2022 6:20	0:10	KWPII	0.14280	13.63307	Oversupply
5/9/2022 6:20	0:10	SSA3	0.01120	-0.00300	Oversupply
5/9/2022 6:20	0:10	SSA2	0.00456	0.00200	Oversupply
5/9/2022 6:24	0:05	BS250	Data is not available	Data is not available	Oversupply
5/9/2022 6:34	0:01	BS250	Data is not available	Data is not available	Oversupply
5/9/2022 6:34	0:02	SSA2	0.00204	0.00500	Oversupply
5/9/2022 6:34	0:02	SSA3	0.00448	0.00800	Oversupply
5/9/2022 6:43	0:01	BS250	Data is not available	Data is not available	Oversupply
5/9/2022 7:12	0:02	SSA2	0.00561	0.15200	Oversupply
5/9/2022 7:13	0:02	SSA3	0.00146	0.37900	Oversupply
5/9/2022 7:43	0:02	SSA3	0.00638	0.87700	Oversupply
5/9/2022 7:47	0:02	SSA2	0.02821	0.17400	Oversupply
5/9/2022 7:47	0:02	SSA3	0.03185	0.25700	Oversupply
5/9/2022 7:49	0:02	SSA2	0.02797	0.18000	Oversupply
5/9/2022 7:49	0:02	SSA3	0.03211	0.15800	Oversupply
5/9/2022 7:50	1:22	BS250	Data is not available	Data is not available	Oversupply
5/9/2022 7:51	0:01	KWPII	0.01149	7.37788	Oversupply
5/9/2022 7:51	0:02	SSA2	0.02821	0.00000	Oversupply
5/9/2022 7:51	0:02	SSA3	0.03185	-0.00300	Oversupply
5/9/2022 7:53	1:20	SSA2	1.37267	0.00900	Oversupply
5/9/2022 7:53	1:19	SSA3	1.92682	-0.00300	Oversupply
5/9/2022 7:54	1:53	KWPII	8.29480	11.82278	Oversupply
5/9/2022 8:34	0:01	AWE	0.00865	17.60000	Oversupply
5/9/2022 8:41	0:02	AWE	0.01567	17.60000	Oversupply
5/9/2022 8:46	0:02	AWE	0.00162	17.80000	Oversupply
5/9/2022 9:02	0:07	AWE	0.14207	20.60000	Oversupply
5/9/2022 9:12	4:51	SSA3	12.80097	0.41300	Oversupply
5/9/2022 9:13	4:48	BS250	Data is not available	Data is not available	Oversupply
5/9/2022 9:13	4:50	SSA2	12.69516	0.00300	Oversupply



Maui Curtailment Report

May 2022

Start Date and Time	Duration (minutes)	IPP Curtailed	Estimated Curtailed MWH	Peak MW Curtailed	Reasons for Curtailment
5/9/2022 9:15	0:05	AWE	0.13164	20.30000	Oversupply
5/9/2022 9:24	4:30	AWE	46.98934	21.00000	Oversupply
5/9/2022 9:48	0:09	KWPII	0.09525	1.33427	Oversupply
5/9/2022 10:00	0:01	KWPII	0.00489	0.29340	Oversupply
5/9/2022 10:02	0:11	KWPII	0.17697	2.05679	Oversupply
5/9/2022 10:15	0:03	KWPII	0.01539	0.38222	Oversupply
5/9/2022 10:21	3:42	KWPII	9.35300	4.95585	Oversupply
5/9/2022 14:02	0:01	BS250	Data is not available	Data is not available	Oversupply
5/9/2022 14:03	0:02	SSA2	0.09377	0.51900	Oversupply
5/9/2022 14:03	0:02	SSA3	0.06408	0.68700	Oversupply
5/9/2022 14:05	0:02	SSA2	0.09300	0.01700	Oversupply
5/9/2022 14:05	0:02	SSA3	0.06515	0.01600	Oversupply
5/9/2022 14:06	0:01	BS250	Data is not available	Data is not available	Oversupply
5/9/2022 14:06	0:01	KWPII	0.00639	3.04277	Oversupply
5/9/2022 14:07	0:02	SSA2	0.09377	0.09400	Oversupply
5/9/2022 14:07	0:02	SSA3	0.06515	0.25200	Oversupply
5/9/2022 14:09	0:13	BS250	Data is not available	Data is not available	Oversupply
5/9/2022 14:09	0:13	KWPII	0.29819	3.31122	Oversupply
5/9/2022 14:09	0:14	SSA2	0.55390	0.05700	Oversupply
5/9/2022 14:09	0:14	SSA3	0.31011	0.00500	Oversupply
5/9/2022 14:14	0:01	AWE	0.00474	21.00000	Oversupply
5/9/2022 14:16	0:01	AWE	0.00524	21.00000	Oversupply
5/9/2022 14:23	0:02	SSA2	0.06957	0.08300	Oversupply
5/9/2022 14:23	0:02	SSA3	0.03020	0.51200	Oversupply
5/9/2022 14:25	0:02	SSA2	0.06957	0.72600	Oversupply
5/9/2022 14:25	0:02	SSA3	0.03020	1.44500	Oversupply
5/9/2022 14:27	0:02	SSA2	0.06900	2.39100	Oversupply
5/9/2022 14:29	0:02	SSA3	-0.01118	1.26700	Oversupply
5/9/2022 14:31	0:02	SSA2	0.02367	1.84900	Oversupply
5/9/2022 14:31	0:02	SSA3	0.01996	1.80200	Oversupply
5/9/2022 14:33	0:02	SSA2	0.02386	1.88800	Oversupply
5/9/2022 14:33	0:02	SSA3	0.01996	1.99200	Oversupply
5/9/2022 14:37	0:02	SSA2	0.02386	2.48800	Oversupply
5/9/2022 17:23	0:01	BS250	Data is not available	Data is not available	Oversupply
5/9/2022 17:25	1:47	KWPII	17.86415	20.95107	Oversupply
5/9/2022 19:13	0:07	KWPII	0.25934	19.62180	Oversupply
5/9/2022 19:23	0:01	KWPII	0.01141	16.68481	Oversupply
5/9/2022 21:35	0:07	KWPII	0.19445	17.40334	Oversupply
5/9/2022 21:58	0:01	KWPII	0.00063	17.02412	Oversupply
5/9/2022 22:00	0:02	KWPII	0.01153	18.81046	Oversupply
5/9/2022 22:03	0:01	KWPII	0.00354	17.29856	Oversupply
5/9/2022 22:19	8:16	KWPII	136.59274	20.98999	Oversupply
5/9/2022 23:32	0:03	AWE	0.02395	21.00000	Oversupply
5/9/2022 23:36	0:04	AWE	0.05575	21.00000	Oversupply
5/9/2022 23:43	0:09	AWE	0.11648	21.00000	Oversupply
5/9/2022 23:53	0:03	AWE	0.04283	21.00000	Oversupply
5/9/2022 23:57	0:09	AWE	0.30782	21.00000	Oversupply
5/10/2022 0:08	0:49	AWE	2.37691	21.00000	Oversupply
5/10/2022 0:58	0:10	AWE	0.12048	18.40000	Oversupply
5/10/2022 1:09	0:01	AWE	0.00159	18.30000	Oversupply
5/10/2022 1:22	3:49	AWE	18.45160	21.00000	Oversupply
5/10/2022 5:44	0:50	BS250	Data is not available	Data is not available	Oversupply
5/10/2022 6:03	0:30	SSA3	0.05805	0.01500	Oversupply
5/10/2022 6:04	0:30	SSA2	0.02750	0.00100	Oversupply
5/10/2022 6:36	0:05	BS250	Data is not available	Data is not available	Oversupply
5/10/2022 6:36	0:04	SSA3	0.01303	0.00500	Oversupply
5/10/2022 6:37	0:04	KWPII	0.07557	20.83232	Oversupply
5/10/2022 6:37	0:04	SSA2	0.00585	0.05300	Oversupply
5/10/2022 6:45	1:48	BS250	Data is not available	Data is not available	Oversupply
5/10/2022 6:45	0:04	SSA2	0.00489	0.02400	Oversupply
5/10/2022 6:46	0:04	KWPII	0.05003	20.56087	Oversupply
5/10/2022 6:46	12:06	17-2	4.18042	0.75000	Facility Requested
5/10/2022 6:46	0:08	SSA3	0.03375	-0.00200	Oversupply
5/10/2022 6:51	0:01	KWPII	0.01230	20.60378	Oversupply
5/10/2022 6:51	1:45	SSA2	0.77513	0.00400	Oversupply
5/10/2022 6:53	1:42	KWPII	14.37836	20.93710	Oversupply
5/10/2022 6:56	1:39	SSA3	1.42682	-0.00300	Oversupply
5/10/2022 8:39	6:19	SSA3	15.34977	0.54800	Oversupply
5/10/2022 8:39	0:02	SSA2	0.01597	0.03500	Oversupply
5/10/2022 8:41	6:18	BS250	Data is not available	Data is not available	Oversupply
5/10/2022 8:41	6:16	SSA2	14.73199	0.01000	Oversupply
5/10/2022 8:42	6:17	KWPII	94.22936	20.85627	Oversupply
5/10/2022 9:34	0:10	AWE	0.35037	21.00000	Oversupply



Maui Curtailment Report

May 2022

Start Date and Time	Duration (minutes)	IPP Curtailed	Estimated Curtailed MWH	Peak MW Curtailed	Reasons for Curtailment
5/10/2022 9:50	0:27	AWE	1.21201	21.00000	Oversupply
5/10/2022 10:21	3:50	AWE	42.16554	21.00000	Oversupply
5/10/2022 14:58	0:02	SSA2	0.08817	0.00100	Oversupply
5/10/2022 14:58	0:02	SSA3	0.03451	0.03500	Oversupply
5/10/2022 15:00	0:02	SSA2	0.02182	1.22900	Oversupply
5/10/2022 15:00	0:02	SSA3	0.00949	0.30000	Oversupply
5/10/2022 15:33	0:01	BS250	Data is not available	Data is not available	Oversupply
5/10/2022 15:33	0:02	SSA3	0.00838	2.00500	Oversupply
5/10/2022 15:34	0:08	KWPPII	0.25613	12.51436	Oversupply
5/10/2022 15:38	0:02	SSA2	0.02367	2.46200	Oversupply
5/10/2022 15:41	0:02	SSA3	0.00831	1.84600	Oversupply
5/10/2022 15:42	0:02	SSA2	0.02367	1.55000	Oversupply
5/10/2022 15:43	0:02	SSA3	0.00965	0.78700	Oversupply
5/10/2022 15:44	0:02	SSA2	0.05056	0.49700	Oversupply
5/10/2022 15:45	0:02	SSA3	0.00175	0.97900	Oversupply
5/10/2022 18:28	0:55	KWPPII	5.99966	21.00297	Oversupply
5/10/2022 21:10	0:03	KWPPII	0.08161	19.86031	Oversupply
5/10/2022 21:14	0:04	KWPPII	0.05201	18.28753	Oversupply
5/10/2022 21:55	0:17	KWPPII	0.77893	18.96514	Oversupply
5/10/2022 22:13	0:18	KWPPII	1.36294	19.46212	Oversupply
5/10/2022 22:36	0:01	KWPPII	0.02424	18.71565	Oversupply
5/10/2022 22:41	0:01	KWPPII	0.00235	17.19377	Oversupply
5/10/2022 22:46	0:02	KWPPII	0.03353	17.49116	Oversupply
5/10/2022 22:51	0:23	KWPPII	2.34657	19.20266	Oversupply
5/11/2022 6:15	13:42	17-2	5.28905	0.75000	Facility Requested
5/11/2022 8:40	0:02	SSA2	0.01037	1.19400	Oversupply
5/11/2022 8:43	0:02	SSA3	-0.00123	1.61900	Oversupply
5/11/2022 8:45	0:02	SSA3	0.00242	1.64300	Oversupply
5/11/2022 8:49	0:02	SSA3	0.00242	1.67700	Oversupply
5/11/2022 8:58	0:02	SSA2	0.01567	1.45300	Oversupply
5/11/2022 9:00	0:02	SSA3	0.03781	1.73100	Oversupply
5/11/2022 9:00	0:02	SSA2	0.03939	1.47200	Oversupply
5/11/2022 9:02	0:02	SSA3	0.03719	1.79900	Oversupply
5/11/2022 9:02	0:02	SSA2	0.03907	1.34800	Oversupply
5/11/2022 9:04	0:02	SSA2	0.03972	1.54200	Oversupply
5/11/2022 9:06	0:02	SSA3	0.03750	1.33000	Oversupply
5/11/2022 9:06	0:02	SSA2	0.03907	1.33400	Oversupply
5/11/2022 9:08	0:02	SSA3	0.03781	1.02500	Oversupply
5/11/2022 9:08	0:02	SSA2	0.03939	0.61900	Oversupply
5/11/2022 9:10	6:21	BS250	Data is not available	Data is not available	Oversupply
5/11/2022 9:10	6:21	KWPPII	31.71527	13.57618	Oversupply
5/11/2022 9:10	6:22	SSA3	16.66420	0.03900	Oversupply
5/11/2022 9:10	6:20	SSA2	16.23180	0.02200	Oversupply
5/11/2022 9:17	5:58	AWE	63.65195	21.00000	Oversupply
5/11/2022 15:30	0:02	SSA2	0.03228	0.02400	Oversupply
5/11/2022 15:31	0:02	SSA3	0.01757	0.35100	Oversupply
5/11/2022 15:32	0:02	SSA2	0.03255	0.71200	Oversupply
5/11/2022 15:33	0:02	SSA3	0.01742	0.35800	Oversupply
5/11/2022 15:34	0:02	SSA2	0.03255	1.26200	Oversupply
5/11/2022 15:35	0:02	SSA3	0.01771	0.96800	Oversupply
5/11/2022 15:36	0:02	SSA2	0.03228	1.75000	Oversupply
5/11/2022 15:37	0:02	SSA3	0.01757	1.54200	Oversupply
5/11/2022 15:38	0:02	SSA2	0.03255	1.13200	Oversupply
5/11/2022 20:25	0:01	KWPPII	0.00233	0.13971	Oversupply
5/11/2022 21:47	0:01	KWPPII	0.00585	17.37740	Oversupply
5/11/2022 21:53	0:03	KWPPII	0.03979	17.51511	Oversupply
5/11/2022 22:15	1:13	KWPPII	8.81422	19.17671	Oversupply
5/11/2022 23:36	0:33	KWPPII	1.77002	16.52315	Oversupply
5/12/2022 0:17	0:01	KWPPII	0.00565	4.52972	Oversupply
5/12/2022 0:19	2:51	KWPPII	21.86555	15.43038	Oversupply
5/12/2022 0:50	0:06	AWE	0.07069	14.80000	Oversupply
5/12/2022 0:59	0:03	AWE	0.04920	13.20000	Oversupply
5/12/2022 1:39	0:01	AWE	0.00705	14.50000	Oversupply
5/12/2022 1:43	1:26	AWE	4.65739	21.00000	Oversupply
5/12/2022 3:16	0:02	AWE	0.00750	21.00000	Oversupply
5/12/2022 3:19	0:01	AWE	0.00099	20.40000	Oversupply
5/12/2022 3:22	0:01	AWE	0.00504	20.30000	Oversupply
5/12/2022 3:25	1:10	AWE	5.13832	21.00000	Oversupply
5/12/2022 3:44	0:01	KWPPII	0.00093	0.05589	Oversupply
5/12/2022 3:54	0:49	KWPPII	6.48010	14.86155	Oversupply
5/12/2022 6:15	12:28	17-2	4.97913	0.75000	Facility Requested
5/12/2022 7:56	0:02	SSA2	0.01020	0.63100	Oversupply
5/12/2022 7:56	0:02	SSA3	0.00226	0.90800	Oversupply



Maui Curtailment Report

May 2022

Start Date and Time	Duration (minutes)	IPP Curtailed	Estimated Curtailed MWH	Peak MW Curtailed	Reasons for Curtailment
5/12/2022 8:00	0:02	SSA2	0.01743	0.67700	Oversupply
5/12/2022 8:00	0:02	SSA3	0.01533	0.85200	Oversupply
5/12/2022 8:02	0:02	SSA2	0.01758	0.16000	Oversupply
5/12/2022 8:02	0:02	SSA3	0.01508	0.08600	Oversupply
5/12/2022 8:04	0:02	SSA2	0.01758	0.72000	Oversupply
5/12/2022 8:04	0:02	SSA3	0.01521	0.90400	Oversupply
5/12/2022 8:06	0:02	SSA2	0.01743	0.75400	Oversupply
5/12/2022 8:06	0:02	SSA3	0.01508	0.91000	Oversupply
5/12/2022 8:08	0:02	SSA2	0.01758	0.12800	Oversupply
5/12/2022 8:10	0:02	SSA2	0.01743	0.80600	Oversupply
5/12/2022 8:11	0:02	SSA3	0.01508	0.69300	Oversupply
5/12/2022 8:12	0:02	SSA2	0.01758	0.55400	Oversupply
5/12/2022 8:13	0:02	SSA3	0.01627	0.89900	Oversupply
5/12/2022 8:14	0:02	SSA2	0.03298	0.13400	Oversupply
5/12/2022 8:15	0:02	SSA3	0.04747	0.10300	Oversupply
5/12/2022 8:16	7:45	BS250	Data is not available	Data is not available	Oversupply
5/12/2022 8:16	7:45	SSA2	19.85983	0.01500	Oversupply
5/12/2022 8:17	3:40	KWP/II	16.98740	11.25993	Oversupply
5/12/2022 8:17	7:43	SSA3	18.87880	-0.00300	Oversupply
5/12/2022 8:38	6:31	AWE	79.21531	21.00000	Oversupply
5/12/2022 12:00	0:03	KWP/II	0.00941	0.30737	Oversupply
5/12/2022 12:09	0:06	KWP/II	0.05048	0.87820	Oversupply
5/12/2022 12:17	0:05	KWP/II	0.03897	0.73549	Oversupply
5/12/2022 12:25	3:36	KWP/II	28.48836	15.91140	Oversupply
5/12/2022 13:30	0:01	5A	Data is not available	Data is not available	Oversupply
5/12/2022 13:30	0:01	MS	Data is not available	Data is not available	Oversupply
5/12/2022 13:32	0:02	5A	Data is not available	Data is not available	Oversupply
5/12/2022 13:32	0:02	MS	Data is not available	Data is not available	Oversupply
5/12/2022 13:34	0:01	KWP	0.00267	11.44000	Oversupply
5/12/2022 13:35	0:01	5A	Data is not available	Data is not available	Oversupply
5/12/2022 13:35	0:01	MS	Data is not available	Data is not available	Oversupply
5/12/2022 13:37	0:01	5A	Data is not available	Data is not available	Oversupply
5/12/2022 13:37	0:01	MS	Data is not available	Data is not available	Oversupply
5/12/2022 15:10	0:14	AWE	0.71572	21.00000	Oversupply
5/12/2022 15:37	0:01	AWE	0.00191	21.00000	Oversupply
5/12/2022 15:39	0:01	AWE	0.00191	21.00000	Oversupply
5/12/2022 16:00	0:02	SSA3	0.02672	0.00800	Oversupply
5/12/2022 16:01	0:02	SSA2	0.03946	0.73700	Oversupply
5/12/2022 16:02	0:02	SSA3	0.02694	0.75000	Oversupply
5/12/2022 16:03	0:02	SSA2	0.03978	1.13400	Oversupply
5/12/2022 16:04	0:02	SSA3	0.02672	0.82800	Oversupply
5/12/2022 16:05	0:02	SSA2	0.03978	0.31500	Oversupply
5/12/2022 16:06	0:02	SSA3	0.02694	0.86000	Oversupply
5/12/2022 16:07	0:02	SSA2	0.03978	1.54600	Oversupply
5/12/2022 16:08	0:02	SSA3	0.02672	1.55200	Oversupply
5/12/2022 16:10	0:02	SSA3	0.02672	1.62700	Oversupply
5/12/2022 16:11	0:02	SSA2	0.03978	1.88900	Oversupply
5/12/2022 16:12	0:02	SSA3	0.02694	0.94100	Oversupply
5/12/2022 16:13	0:01	BS250	Data is not available	Data is not available	Oversupply
5/12/2022 16:13	0:02	SSA2	0.03778	0.90500	Oversupply
5/12/2022 16:14	0:02	SSA3	0.03263	0.07300	Oversupply
5/12/2022 16:15	0:02	SSA2	0.02465	0.55200	Oversupply
5/12/2022 16:16	0:02	SSA3	0.00789	0.40400	Oversupply
5/12/2022 16:17	0:01	BS250	Data is not available	Data is not available	Oversupply
5/12/2022 16:17	0:02	SSA2	0.02486	0.02200	Oversupply
5/12/2022 16:18	0:02	SSA3	0.00783	0.41500	Oversupply
5/12/2022 16:40	0:02	SSA3	0.00731	0.92500	Oversupply
5/12/2022 17:59	0:02	SSA3	0.00755	0.28000	Oversupply
5/12/2022 18:00	0:01	BS250	Data is not available	Data is not available	Oversupply
5/12/2022 18:00	0:01	KWP/II	0.01765	12.47644	Oversupply
5/12/2022 18:00	0:02	SSA2	0.00816	0.08300	Oversupply
5/12/2022 21:04	0:07	KWP/II	0.13016	19.53098	Oversupply
5/12/2022 21:15	0:09	KWP/II	0.17200	19.25854	Oversupply
5/12/2022 21:27	0:09	KWP/II	0.20852	19.52899	Oversupply
5/12/2022 21:41	0:04	KWP/II	0.06592	20.86026	Oversupply
5/12/2022 21:46	0:02	KWP/II	0.04070	19.25056	Oversupply
5/12/2022 21:49	2:18	KWP/II	21.36603	21.02891	Oversupply
5/12/2022 23:51	0:01	AWE	0.00157	20.90000	Oversupply
5/13/2022 0:37	0:35	AWE	1.44077	21.00000	Oversupply
5/13/2022 0:39	4:19	KWP/II	35.05159	15.18489	Oversupply
5/13/2022 1:17	2:22	AWE	15.91639	21.00000	Oversupply
5/13/2022 3:41	0:01	AWE	0.00007	21.00000	Oversupply
5/13/2022 3:45	0:01	AWE	0.00131	20.50000	Oversupply



Maui Curtailment Report

May 2022

Start Date and Time	Duration (minutes)	IPP Curtailed	Estimated Curtailed MWH	Peak MW Curtailed	Reasons for Curtailment
5/13/2022 3:47	1:02	AWE	3.59643	21.00000	Oversupply
5/13/2022 4:54	0:03	AWE	0.02357	19.80000	Oversupply
5/13/2022 4:59	0:01	KWPPII	0.01875	3.81419	Oversupply
5/13/2022 6:12	12:40	17-2	5.38268	0.75000	Facility Requested
5/13/2022 6:14	0:32	SSA2	0.04335	0.04400	Oversupply
5/13/2022 6:15	0:31	BS250	Data is not available	Data is not available	Oversupply
5/13/2022 6:15	0:30	AWE	1.52198	21.00000	Oversupply
5/13/2022 6:15	0:30	SSA3	0.08706	0.01500	Oversupply
5/13/2022 6:37	0:09	KWPPII	0.14413	1.46001	Oversupply
5/13/2022 6:46	0:02	SSA2	0.00196	0.08200	Oversupply
5/13/2022 7:10	0:02	SSA2	0.00949	0.15600	Oversupply
5/13/2022 7:12	0:40	SSA2	0.40967	0.16700	Oversupply
5/13/2022 7:13	0:38	BS250	Data is not available	Data is not available	Oversupply
5/13/2022 7:13	0:38	SSA3	0.47860	0.01500	Oversupply
5/13/2022 7:15	0:01	KWPPII	0.00123	1.81328	Oversupply
5/13/2022 7:17	0:01	KWPPII	0.00135	2.57073	Oversupply
5/13/2022 7:19	0:02	KWPPII	0.00242	2.82122	Oversupply
5/13/2022 7:22	0:30	KWPPII	0.85122	5.53067	Oversupply
5/13/2022 7:25	0:02	AWE	0.01154	21.00000	Oversupply
5/13/2022 7:28	0:09	AWE	0.17590	21.00000	Oversupply
5/13/2022 7:41	0:02	AWE	0.01915	21.00000	Oversupply
5/13/2022 7:47	0:03	AWE	0.01693	21.00000	Oversupply
5/13/2022 7:51	0:02	SSA3	0.03331	0.15100	Oversupply
5/13/2022 7:52	0:02	SSA2	0.02826	0.18500	Oversupply
5/13/2022 7:53	0:01	KWPPII	0.00008	0.00499	Oversupply
5/13/2022 7:53	0:02	SSA3	0.03331	0.26000	Oversupply
5/13/2022 7:54	0:01	BS250	Data is not available	Data is not available	Oversupply
5/13/2022 7:54	0:02	SSA2	0.02826	0.01000	Oversupply
5/13/2022 7:55	0:01	AWE	0.00051	21.00000	Oversupply
5/13/2022 7:55	0:02	SSA3	0.03358	0.03900	Oversupply
5/13/2022 7:57	6:40	SSA2	16.45096	0.17500	Oversupply
5/13/2022 7:58	6:38	BS250	Data is not available	Data is not available	Oversupply
5/13/2022 7:58	6:39	AWE	55.27334	21.00000	Oversupply
5/13/2022 7:58	6:40	SSA3	15.98405	0.01000	Oversupply
5/13/2022 9:18	0:02	KWPPII	0.00412	0.16965	Oversupply
5/13/2022 9:21	3:42	KWPPII	8.14392	4.25528	Oversupply
5/13/2022 13:05	0:01	KWPPII	0.00258	0.15468	Oversupply
5/13/2022 13:08	1:11	KWPPII	1.11029	1.76438	Oversupply
5/13/2022 14:24	0:13	KWPPII	0.07164	0.71354	Oversupply
5/13/2022 14:37	0:02	SSA2	0.08900	0.42500	Oversupply
5/13/2022 14:37	0:04	SSA3	0.17460	0.77300	Oversupply
5/13/2022 14:39	0:02	SSA2	0.09048	0.73700	Oversupply
5/13/2022 14:41	0:02	SSA2	0.08900	0.51200	Oversupply
5/13/2022 14:41	0:02	SSA3	0.08730	0.37900	Oversupply
5/13/2022 14:43	0:02	BS250	Data is not available	Data is not available	Oversupply
5/13/2022 14:43	0:04	SSA2	0.18550	0.02300	Oversupply
5/13/2022 14:43	0:14	SSA3	0.57704	0.01900	Oversupply
5/13/2022 14:45	0:02	KWPPII	0.01286	0.47303	Oversupply
5/13/2022 14:47	0:02	SSA2	0.09512	0.06900	Oversupply
5/13/2022 14:48	0:09	BS250	Data is not available	Data is not available	Oversupply
5/13/2022 14:49	0:12	SSA2	0.52388	0.00800	Oversupply
5/13/2022 14:50	0:07	KWPPII	0.10155	1.68355	Oversupply
5/13/2022 14:55	0:01	AWE	0.00774	21.00000	Oversupply
5/13/2022 14:57	0:02	SSA3	0.08121	0.00300	Oversupply
5/13/2022 14:58	0:01	KWPPII	0.00418	1.38217	Oversupply
5/13/2022 14:59	0:02	SSA3	0.04401	0.02200	Oversupply
5/13/2022 15:00	0:01	KWPPII	0.00550	1.42907	Oversupply
5/13/2022 15:01	0:02	SSA2	0.03161	0.95200	Oversupply
5/13/2022 15:01	0:02	SSA3	0.02201	0.47300	Oversupply
5/13/2022 15:03	0:02	SSA2	0.03161	1.23400	Oversupply
5/13/2022 15:03	0:02	SSA3	0.02219	1.06800	Oversupply
5/13/2022 15:05	0:02	SSA2	0.03135	0.89900	Oversupply
5/13/2022 15:05	0:02	SSA3	0.02219	1.34400	Oversupply
5/13/2022 15:07	0:02	SSA2	0.03161	1.31500	Oversupply
5/13/2022 15:07	0:02	SSA3	0.02219	1.96500	Oversupply
5/13/2022 20:49	0:03	KWPPII	0.15010	10.19810	Oversupply
5/13/2022 21:19	0:07	KWPPII	0.30204	15.77967	Oversupply
5/13/2022 21:34	1:48	KWPPII	12.04163	19.43219	Oversupply
5/13/2022 23:26	0:01	KWPPII	0.00540	7.13638	Oversupply
5/13/2022 23:28	0:01	KWPPII	0.00687	5.77118	Oversupply
5/13/2022 23:31	0:03	KWPPII	0.01573	7.95370	Oversupply
5/14/2022 0:03	1:16	KWPPII	6.35343	11.10325	Oversupply
5/14/2022 0:23	0:34	AWE	1.30441	21.00000	Oversupply



Maui Curtailment Report

May 2022

Start Date and Time	Duration (minutes)	IPP Curtailed	Estimated Curtailed MWH	Peak MW Curtailed	Reasons for Curtailment
5/14/2022 1:23	0:02	KWP	0.00499	4.26925	Oversupply
5/14/2022 1:26	0:15	KWP	0.23844	4.22035	Oversupply
5/14/2022 1:34	0:04	AWE	0.04197	19.90000	Oversupply
5/14/2022 1:40	0:01	AWE	0.01706	18.90000	Oversupply
5/14/2022 1:43	0:02	AWE	0.01317	18.70000	Oversupply
5/14/2022 1:43	0:02	KWP	0.00244	0.08383	Oversupply
5/14/2022 2:06	0:01	AWE	0.00240	19.80000	Oversupply
5/14/2022 2:11	0:04	AWE	0.05477	20.60000	Oversupply
5/14/2022 2:17	0:06	AWE	0.04469	20.30000	Oversupply
5/14/2022 2:22	0:09	KWP	0.05956	0.86124	Oversupply
5/14/2022 2:24	0:07	AWE	0.15258	20.80000	Oversupply
5/14/2022 2:35	0:02	AWE	0.01094	19.40000	Oversupply
5/14/2022 2:38	0:01	AWE	0.01306	18.70000	Oversupply
5/14/2022 2:40	0:01	AWE	0.00181	19.10000	Oversupply
5/14/2022 2:44	0:01	AWE	0.00326	17.20000	Oversupply
5/14/2022 2:49	0:01	AWE	0.00255	17.50000	Oversupply
5/14/2022 2:50	11:15	KWP	123.50607	19.77548	Oversupply
5/14/2022 2:51	0:04	AWE	0.01852	17.40000	Oversupply
5/14/2022 2:56	0:03	AWE	0.02117	16.80000	Oversupply
5/14/2022 3:00	1:29	AWE	6.88693	21.00000	Oversupply
5/14/2022 4:30	0:19	AWE	0.60837	20.00000	Oversupply
5/14/2022 4:50	0:05	AWE	0.02621	14.00000	Oversupply
5/14/2022 4:56	0:04	AWE	0.08173	13.60000	Oversupply
5/14/2022 5:01	0:32	AWE	0.99095	18.50000	Oversupply
5/14/2022 5:44	9:44	BS250	Data is not available	Data is not available	Oversupply
5/14/2022 5:58	0:02	AWE	0.00718	21.00000	Oversupply
5/14/2022 6:02	9:25	SSA2	19.11908	0.00100	Oversupply
5/14/2022 6:03	9:25	SSA3	19.29577	0.01600	Oversupply
5/14/2022 6:14	12:39	17-2	3.97845	0.75000	Facility Requested
5/14/2022 7:07	0:01	AWE	0.00462	20.10000	Oversupply
5/14/2022 7:11	0:12	AWE	0.19352	21.00000	Oversupply
5/14/2022 7:24	0:06	AWE	0.05492	19.90000	Oversupply
5/14/2022 7:39	0:43	AWE	2.39345	21.00000	Oversupply
5/14/2022 8:24	7:04	AWE	66.11527	21.00000	Oversupply
5/14/2022 9:47	0:01	5A	Data is not available	Data is not available	Oversupply
5/14/2022 9:47	0:01	MS	Data is not available	Data is not available	Oversupply
5/14/2022 9:49	0:01	5A	Data is not available	Data is not available	Oversupply
5/14/2022 9:49	0:01	MS	Data is not available	Data is not available	Oversupply
5/14/2022 9:52	0:01	5A	Data is not available	Data is not available	Oversupply
5/14/2022 9:52	0:01	MS	Data is not available	Data is not available	Oversupply
5/14/2022 9:54	0:01	5A	Data is not available	Data is not available	Oversupply
5/14/2022 9:54	0:01	MS	Data is not available	Data is not available	Oversupply
5/14/2022 9:56	0:02	5A	Data is not available	Data is not available	Oversupply
5/14/2022 9:56	0:02	MS	Data is not available	Data is not available	Oversupply
5/14/2022 9:59	0:03	5A	Data is not available	Data is not available	Oversupply
5/14/2022 9:59	0:03	MS	Data is not available	Data is not available	Oversupply
5/14/2022 10:10	0:09	5A	Data is not available	Data is not available	Oversupply
5/14/2022 10:10	0:09	MS	Data is not available	Data is not available	Oversupply
5/14/2022 10:20	0:06	5A	Data is not available	Data is not available	Oversupply
5/14/2022 10:20	0:06	MS	Data is not available	Data is not available	Oversupply
5/14/2022 10:27	0:01	5A	Data is not available	Data is not available	Oversupply
5/14/2022 10:27	0:01	MS	Data is not available	Data is not available	Oversupply
5/14/2022 10:30	0:01	5A	Data is not available	Data is not available	Oversupply
5/14/2022 10:30	0:01	MS	Data is not available	Data is not available	Oversupply
5/14/2022 10:32	0:06	5A	Data is not available	Data is not available	Oversupply
5/14/2022 10:32	0:06	MS	Data is not available	Data is not available	Oversupply
5/14/2022 10:39	0:06	5A	Data is not available	Data is not available	Oversupply
5/14/2022 10:39	0:06	MS	Data is not available	Data is not available	Oversupply
5/14/2022 10:46	0:05	5A	Data is not available	Data is not available	Oversupply
5/14/2022 10:46	0:05	MS	Data is not available	Data is not available	Oversupply
5/14/2022 10:53	0:04	5A	Data is not available	Data is not available	Oversupply
5/14/2022 10:53	0:04	MS	Data is not available	Data is not available	Oversupply
5/14/2022 10:58	0:06	5A	Data is not available	Data is not available	Oversupply
5/14/2022 10:58	0:06	MS	Data is not available	Data is not available	Oversupply
5/14/2022 11:05	0:06	5A	Data is not available	Data is not available	Oversupply
5/14/2022 11:05	0:06	MS	Data is not available	Data is not available	Oversupply
5/14/2022 11:11	0:01	KWP	0.00533	7.28000	Oversupply
5/14/2022 11:12	0:08	5A	Data is not available	Data is not available	Oversupply
5/14/2022 11:12	0:08	MS	Data is not available	Data is not available	Oversupply
5/14/2022 11:27	0:02	5A	Data is not available	Data is not available	Oversupply
5/14/2022 11:27	0:02	MS	Data is not available	Data is not available	Oversupply
5/14/2022 11:30	0:01	5A	Data is not available	Data is not available	Oversupply
5/14/2022 11:30	0:01	MS	Data is not available	Data is not available	Oversupply



Maui Curtailment Report

May 2022

Start Date and Time	Duration (minutes)	IPP Curtailed	Estimated Curtailed MWH	Peak MW Curtailed	Reasons for Curtailment
5/14/2022 11:36	0:01	5A	Data is not available	Data is not available	Oversupply
5/14/2022 11:36	0:01	MS	Data is not available	Data is not available	Oversupply
5/14/2022 11:56	0:03	5A	Data is not available	Data is not available	Oversupply
5/14/2022 11:56	0:03	MS	Data is not available	Data is not available	Oversupply
5/14/2022 11:56	0:01	KWP	0.00267	9.52000	Oversupply
5/14/2022 11:58	0:01	KWP	0.00533	8.88000	Oversupply
5/14/2022 14:06	0:01	KWP/II	0.00568	0.49798	Oversupply
5/14/2022 14:19	0:01	KWP/II	0.00101	0.21755	Oversupply
5/14/2022 14:21	0:02	KWP/II	0.00197	0.25947	Oversupply
5/14/2022 15:19	0:01	KWP/II	0.00025	0.17165	Oversupply
5/14/2022 15:28	0:02	SSA2	0.08137	-0.00100	Oversupply
5/14/2022 15:28	0:02	SSA3	0.06441	0.06900	Oversupply
5/14/2022 15:30	0:02	SSA2	0.04630	0.26900	Oversupply
5/14/2022 15:30	0:02	SSA3	0.02654	0.56600	Oversupply
5/14/2022 15:32	0:02	SSA2	0.04669	0.78900	Oversupply
5/14/2022 15:32	0:02	SSA3	0.02654	0.28100	Oversupply
5/14/2022 15:34	0:02	SSA2	0.04630	0.22600	Oversupply
5/14/2022 15:34	0:02	SSA3	0.02654	0.38400	Oversupply
5/14/2022 15:36	0:02	SSA2	0.04669	1.05800	Oversupply
5/14/2022 15:36	0:02	SSA3	0.02633	1.38400	Oversupply
5/14/2022 15:38	0:02	SSA2	0.04669	1.40700	Oversupply
5/14/2022 15:38	0:02	SSA3	0.02633	1.69800	Oversupply
5/14/2022 15:40	0:02	SSA2	0.04669	1.41500	Oversupply
5/14/2022 15:40	0:02	SSA3	0.02654	1.84600	Oversupply
5/15/2022 1:57	0:01	KWP/II	0.00467	6.61345	Oversupply
5/15/2022 1:59	0:02	KWP/II	0.00275	6.41985	Oversupply
5/15/2022 6:18	12:27	17-2	6.20295	0.62300	Facility Requested
5/15/2022 7:49	0:02	SSA3	0.00157	0.86200	Oversupply
5/15/2022 7:49	0:02	SSA2	0.01665	0.39000	Oversupply
5/15/2022 7:51	0:02	SSA3	0.00155	0.92400	Oversupply
5/15/2022 7:51	0:02	SSA2	0.01652	0.37900	Oversupply
5/15/2022 8:09	0:02	SSA3	0.00215	1.21300	Oversupply
5/15/2022 8:10	0:02	SSA2	0.02017	0.64600	Oversupply
5/15/2022 8:17	0:02	SSA3	0.03365	1.22800	Oversupply
5/15/2022 8:18	0:02	SSA2	0.02256	0.67300	Oversupply
5/15/2022 8:20	0:02	SSA3	0.03338	0.16500	Oversupply
5/15/2022 8:20	0:06	SSA2	0.06769	0.09000	Oversupply
5/15/2022 8:21	0:04	BS250	Data is not available	Data is not available	Oversupply
5/15/2022 8:22	0:04	AWE	0.04843	19.90000	Oversupply
5/15/2022 8:22	0:04	SSA3	0.06731	-0.00100	Oversupply
5/15/2022 8:26	0:02	SSA3	0.03365	-0.00200	Oversupply
5/15/2022 8:26	0:02	SSA2	0.02256	0.01500	Oversupply
5/15/2022 8:34	0:02	SSA3	0.03690	1.38300	Oversupply
5/15/2022 8:34	0:02	SSA2	0.04037	0.79700	Oversupply
5/15/2022 8:36	0:03	BS250	Data is not available	Data is not available	Oversupply
5/15/2022 8:36	0:04	SSA2	0.08074	0.01200	Oversupply
5/15/2022 8:36	0:04	SSA3	0.07290	0.01800	Oversupply
5/15/2022 8:37	0:02	AWE	0.04837	20.40000	Oversupply
5/15/2022 8:40	0:22	BS250	Data is not available	Data is not available	Oversupply
5/15/2022 8:40	0:01	AWE	0.00590	19.00000	Oversupply
5/15/2022 8:40	0:02	SSA2	0.04003	0.00000	Oversupply
5/15/2022 8:40	0:02	SSA3	0.03660	-0.00200	Oversupply
5/15/2022 8:42	0:21	AWE	0.84524	20.50000	Oversupply
5/15/2022 8:42	0:20	SSA2	0.38359	0.00100	Oversupply
5/15/2022 8:42	0:20	SSA3	0.53889	0.19600	Oversupply
5/15/2022 8:54	0:07	KWP/II	0.02976	0.75745	Oversupply
5/15/2022 9:02	0:01	KWP/II	0.00077	0.04591	Oversupply
5/15/2022 9:02	0:02	SSA2	0.02110	0.19500	Oversupply
5/15/2022 9:06	0:02	SSA2	0.02110	0.66400	Oversupply
5/15/2022 9:06	0:02	SSA3	0.06361	-0.00200	Oversupply
5/15/2022 9:08	0:07	BS250	Data is not available	Data is not available	Oversupply
5/15/2022 9:08	0:08	SSA2	0.08520	0.00700	Oversupply
5/15/2022 9:08	0:08	SSA3	0.25015	0.55200	Oversupply
5/15/2022 9:09	0:07	AWE	0.09057	21.00000	Oversupply
5/15/2022 9:16	0:02	SSA2	0.03496	0.14900	Oversupply
5/15/2022 9:16	0:02	SSA3	0.06348	0.46800	Oversupply
5/15/2022 9:18	0:02	SSA2	0.03525	0.33800	Oversupply
5/15/2022 9:18	0:02	SSA3	0.06296	0.56800	Oversupply
5/15/2022 9:20	6:13	BS250	Data is not available	Data is not available	Oversupply
5/15/2022 9:20	5:04	AWE	54.11893	21.00000	Oversupply
5/15/2022 9:20	5:32	SSA2	14.38475	0.00900	Oversupply
5/15/2022 9:20	6:13	SSA3	16.54640	-0.00400	Oversupply
5/15/2022 9:43	0:01	KWP/II	0.00110	0.06587	Oversupply



Maui Curtailment Report

May 2022

Start Date and Time	Duration (minutes)	IPP Curtailed	Estimated Curtailed MWH	Peak MW Curtailed	Reasons for Curtailment
5/15/2022 9:45	0:01	KWPII	0.00251	0.15069	Oversupply
5/15/2022 9:51	0:44	KWPII	0.39579	1.00095	Oversupply
5/15/2022 10:58	0:01	KWPII	0.00002	0.00100	Oversupply
5/15/2022 11:01	3:52	KWPII	5.38403	2.75136	Oversupply
5/15/2022 14:25	0:02	AWE	0.02966	20.80000	Oversupply
5/15/2022 14:28	0:01	AWE	0.00141	21.00000	Oversupply
5/15/2022 14:32	0:15	AWE	0.43643	21.00000	Oversupply
5/15/2022 14:48	0:02	AWE	0.03242	20.60000	Oversupply
5/15/2022 14:52	0:02	SSA2	0.09377	0.04600	Oversupply
5/15/2022 14:54	0:40	KWPII	1.00039	2.63360	Oversupply
5/15/2022 14:54	0:40	SSA2	1.70051	0.00500	Oversupply
5/15/2022 15:03	0:10	AWE	0.30815	21.00000	Oversupply
5/15/2022 15:18	0:01	AWE	0.00407	21.00000	Oversupply
5/15/2022 15:34	0:02	SSA3	0.03714	-0.00400	Oversupply
5/15/2022 15:34	0:02	SSA2	0.05769	0.53400	Oversupply
5/15/2022 15:35	0:01	BS250	Data is not available	Data is not available	Oversupply
5/15/2022 15:36	0:02	SSA3	0.03683	0.29400	Oversupply
5/15/2022 15:36	0:02	SSA2	0.05817	0.36000	Oversupply
5/15/2022 15:38	0:02	SSA3	0.03714	1.06500	Oversupply
5/15/2022 15:38	0:02	SSA2	0.05769	0.77800	Oversupply
5/15/2022 15:40	0:02	SSA3	0.03714	1.02700	Oversupply
5/15/2022 15:40	0:02	SSA2	0.05817	0.81800	Oversupply
5/15/2022 15:42	0:02	SSA3	0.03714	1.68900	Oversupply
5/15/2022 15:42	0:02	SSA2	0.05817	1.38100	Oversupply
5/15/2022 15:44	0:02	SSA3	0.01547	2.06500	Oversupply
5/15/2022 23:52	0:01	AWE	0.00251	17.30000	Oversupply
5/15/2022 23:56	0:01	AWE	0.00074	16.50000	Oversupply
5/15/2022 23:59	0:01	AWE	0.00196	17.50000	Oversupply
5/16/2022 0:01	0:03	AWE	0.00958	17.60000	Oversupply
5/16/2022 0:05	0:20	AWE	0.33408	19.70000	Oversupply
5/16/2022 0:26	0:03	AWE	0.03396	18.80000	Oversupply
5/16/2022 1:05	0:01	AWE	0.00566	15.70000	Oversupply
5/16/2022 2:05	0:01	AWE	0.00038	13.90000	Oversupply
5/16/2022 2:07	0:01	AWE	0.00452	14.60000	Oversupply
5/16/2022 2:15	0:02	AWE	0.00760	14.30000	Oversupply
5/16/2022 2:19	0:02	AWE	0.00484	14.20000	Oversupply
5/16/2022 2:30	0:07	AWE	0.05789	13.80000	Oversupply
5/16/2022 2:38	1:02	AWE	2.45267	16.50000	Oversupply
5/16/2022 3:41	0:01	AWE	0.00001	12.10000	Oversupply
5/16/2022 3:47	0:02	AWE	0.01025	12.40000	Oversupply
5/16/2022 3:51	0:25	AWE	0.86224	17.40000	Oversupply
5/16/2022 4:19	0:02	AWE	0.01064	14.90000	Oversupply
5/16/2022 6:10	12:33	17-2	4.84733	0.75000	Facility Requested
5/16/2022 9:00	0:02	SSA3	0.00515	1.87800	Oversupply
5/16/2022 9:00	0:02	SSA2	0.01984	0.90500	Oversupply
5/16/2022 9:40	0:02	SSA3	0.01209	0.53400	Oversupply
5/16/2022 9:40	0:02	SSA2	0.02659	0.06200	Oversupply
5/16/2022 9:46	0:02	SSA3	0.06420	1.74600	Oversupply
5/16/2022 9:47	0:02	SSA2	0.04946	0.84000	Oversupply
5/16/2022 9:48	0:10	SSA3	0.32047	0.10700	Oversupply
5/16/2022 9:49	0:02	BS250	Data is not available	Data is not available	Oversupply
5/16/2022 9:49	0:10	SSA2	0.24894	0.24100	Oversupply
5/16/2022 9:50	0:02	AWE	0.02907	10.70000	Oversupply
5/16/2022 9:52	0:07	BS250	Data is not available	Data is not available	Oversupply
5/16/2022 9:53	0:07	AWE	0.10083	9.90000	Oversupply
5/16/2022 9:59	0:02	SSA2	0.05159	0.00300	Oversupply
5/16/2022 9:59	0:02	SSA3	0.07089	0.24900	Oversupply
5/16/2022 10:01	0:34	BS250	Data is not available	Data is not available	Oversupply
5/16/2022 10:01	0:34	SSA2	1.07666	0.11700	Oversupply
5/16/2022 10:01	0:34	SSA3	1.40372	0.05200	Oversupply
5/16/2022 10:02	0:33	AWE	1.42051	12.00000	Oversupply
5/16/2022 10:35	0:02	SSA2	0.08079	0.11900	Oversupply
5/16/2022 10:35	0:02	SSA3	0.08339	0.66100	Oversupply
5/16/2022 10:37	0:30	BS250	Data is not available	Data is not available	Oversupply
5/16/2022 10:37	2:15	SSA2	5.75558	0.00100	Oversupply
5/16/2022 10:37	2:13	SSA3	6.24770	0.00700	Oversupply
5/16/2022 10:38	0:10	AWE	0.34688	11.40000	Oversupply
5/16/2022 10:42	2:10	KWPII	1.35825	1.61170	Oversupply
5/16/2022 10:49	1:27	AWE	4.24215	13.90000	Oversupply
5/16/2022 11:08	1:43	BS250	Data is not available	Data is not available	Oversupply
5/16/2022 12:17	0:01	AWE	0.01204	10.70000	Oversupply
5/16/2022 12:19	0:02	AWE	0.02354	10.30000	Oversupply
5/16/2022 12:22	0:11	AWE	0.17984	10.80000	Oversupply



Maui Curtailment Report

May 2022

Start Date and Time	Duration (minutes)	IPP Curtailed	Estimated Curtailed MWH	Peak MW Curtailed	Reasons for Curtailment
5/16/2022 12:35	0:04	AWE	0.02888	11.00000	Oversupply
5/16/2022 12:40	0:04	AWE	0.02753	9.70000	Oversupply
5/16/2022 12:50	0:02	SSA3	0.09591	0.13500	Oversupply
5/16/2022 12:52	0:02	SSA2	0.09512	0.13200	Oversupply
5/16/2022 12:52	0:14	SSA3	0.54986	0.00100	Oversupply
5/16/2022 12:53	0:02	KWPIL	0.00751	1.04386	Oversupply
5/16/2022 12:54	0:02	BS250	Data is not available	Data is not available	Oversupply
5/16/2022 12:54	0:02	SSA2	0.09512	0.06400	Oversupply
5/16/2022 12:56	0:01	KWPIL	0.01173	0.98398	Oversupply
5/16/2022 12:56	0:02	SSA2	0.09433	0.00100	Oversupply
5/16/2022 12:57	0:01	BS250	Data is not available	Data is not available	Oversupply
5/16/2022 12:58	0:09	KWPIL	0.12848	1.66559	Oversupply
5/16/2022 12:58	0:08	SSA2	0.33836	-0.00100	Oversupply
5/16/2022 12:59	0:07	BS250	Data is not available	Data is not available	Oversupply
5/16/2022 12:59	0:01	AWE	0.00383	10.30000	Oversupply
5/16/2022 13:06	0:02	SSA2	0.08167	-0.00100	Oversupply
5/16/2022 13:07	0:02	SSA3	0.06151	0.24400	Oversupply
5/16/2022 13:08	0:02	SSA2	0.08100	0.11400	Oversupply
5/16/2022 13:09	0:02	SSA3	0.06151	1.04400	Oversupply
5/16/2022 13:10	0:02	SSA2	0.08167	0.58200	Oversupply
5/16/2022 13:11	0:02	SSA3	0.06100	1.20700	Oversupply
5/16/2022 13:23	0:02	SSA3	0.01567	2.80500	Oversupply
5/16/2022 13:24	0:02	SSA2	0.05567	1.05100	Oversupply
5/16/2022 13:25	0:02	SSA3	0.01593	2.29700	Oversupply
5/16/2022 13:26	0:02	SSA2	0.05613	0.71000	Oversupply
5/16/2022 13:27	0:02	SSA3	0.01580	1.96200	Oversupply
5/16/2022 13:28	0:02	SSA2	0.06078	1.40300	Oversupply
5/16/2022 13:29	0:02	SSA3	0.02080	1.49100	Oversupply
5/16/2022 13:30	0:02	SSA2	0.08705	1.53300	Oversupply
5/16/2022 13:31	0:02	SSA3	0.02406	1.89100	Oversupply
5/16/2022 13:32	0:02	SSA2	0.08705	1.42200	Oversupply
5/16/2022 13:33	0:02	SSA3	0.02367	1.90700	Oversupply
5/16/2022 13:34	0:02	SSA2	0.08705	0.13000	Oversupply
5/16/2022 13:35	0:02	SSA3	0.02386	2.47300	Oversupply
5/16/2022 13:36	0:02	SSA2	0.08705	0.11900	Oversupply
5/16/2022 13:37	0:02	SSA3	0.02367	2.32400	Oversupply
5/16/2022 13:42	0:02	SSA2	0.08705	0.11800	Oversupply
5/16/2022 13:43	0:02	SSA3	0.02460	1.76900	Oversupply
5/16/2022 13:44	0:02	SSA2	0.09016	0.13600	Oversupply
5/16/2022 13:45	0:02	SSA3	0.02790	2.23000	Oversupply
5/16/2022 13:46	0:02	SSA2	0.09243	0.12000	Oversupply
5/16/2022 13:47	0:02	SSA3	0.02790	1.99900	Oversupply
5/16/2022 13:48	0:02	SSA2	0.09243	0.13500	Oversupply
5/16/2022 13:49	0:02	SSA3	0.02767	1.32700	Oversupply
5/16/2022 13:50	0:02	SSA2	0.09243	0.13600	Oversupply
5/16/2022 13:51	0:02	SSA3	0.02767	2.09500	Oversupply
5/16/2022 13:52	0:02	SSA2	0.09167	0.13000	Oversupply
5/16/2022 13:53	0:02	SSA3	0.02813	2.42700	Oversupply
5/16/2022 13:54	0:02	SSA2	0.09243	0.11900	Oversupply
5/16/2022 13:55	0:02	SSA3	0.02790	2.62800	Oversupply
5/16/2022 13:56	0:02	SSA2	0.09167	0.13700	Oversupply
5/16/2022 13:57	0:02	SSA3	0.02790	2.17900	Oversupply
5/16/2022 13:58	0:02	SSA2	0.09243	0.12500	Oversupply
5/16/2022 13:59	0:02	SSA3	0.01202	1.99300	Oversupply
5/16/2022 14:00	0:02	SSA2	0.08158	0.13600	Oversupply
5/16/2022 14:01	0:02	SSA3	0.00639	1.74700	Oversupply
5/16/2022 14:02	0:02	SSA2	0.08158	0.11900	Oversupply
5/16/2022 14:03	0:02	SSA3	0.00639	2.24500	Oversupply
5/16/2022 14:05	0:02	SSA3	0.00639	2.73800	Oversupply
5/16/2022 14:38	0:02	SSA2	0.05205	0.11000	Oversupply
5/17/2022 1:02	0:02	AWE	0.00586	19.90000	Oversupply
5/17/2022 6:26	12:23	17-2	5.43553	0.75000	Facility Requested
5/17/2022 11:52	0:02	SSA2	0.09243	0.12100	Oversupply
5/17/2022 13:00	0:02	SSA2	0.09167	0.12100	Oversupply
5/17/2022 13:02	0:02	SSA3	0.01322	2.28600	Oversupply
5/17/2022 13:02	0:02	SSA2	0.09319	0.11500	Oversupply
5/17/2022 13:04	0:02	SSA3	0.01311	1.89900	Oversupply
5/17/2022 13:04	0:02	SSA2	0.09167	0.13700	Oversupply
5/17/2022 13:06	0:02	SSA3	0.01322	2.64700	Oversupply
5/17/2022 13:06	0:02	SSA2	0.09243	0.13200	Oversupply
5/17/2022 13:08	0:02	SSA3	0.01300	2.40100	Oversupply
5/17/2022 13:08	0:02	SSA2	0.09167	0.12200	Oversupply
5/17/2022 13:16	0:02	SSA2	0.09243	0.13200	Oversupply



Maui Curtailment Report

May 2022

Start Date and Time	Duration (minutes)	IPP Curtailed	Estimated Curtailed MWH	Peak MW Curtailed	Reasons for Curtailment
5/17/2022 13:18	0:02	SSA3	0.01051	2.72800	Oversupply
5/17/2022 13:18	0:02	SSA2	0.09319	0.11000	Oversupply
5/17/2022 13:20	0:02	SSA3	0.01042	2.15700	Oversupply
5/17/2022 13:20	0:02	SSA2	0.09167	0.13900	Oversupply
5/17/2022 13:30	0:02	SSA2	0.09243	0.14000	Oversupply
5/17/2022 13:32	0:02	SSA3	0.00907	2.69000	Oversupply
5/17/2022 13:32	0:02	SSA2	0.09167	0.14400	Oversupply
5/17/2022 13:34	0:02	SSA3	0.00900	2.67200	Oversupply
5/17/2022 13:34	0:02	SSA2	0.09243	0.12700	Oversupply
5/17/2022 13:36	0:02	SSA2	0.09167	0.15000	Oversupply
5/17/2022 13:55	0:02	SSA2	0.09243	0.14100	Oversupply
5/18/2022 7:35	0:59	17-2	0.26825	0.64200	Oversupply
5/19/2022 2:27	0:01	KWPPI	0.00887	9.70112	Oversupply
5/19/2022 2:29	0:05	KWPPI	0.05419	10.57134	Oversupply
5/19/2022 4:23	0:01	KWPPI	0.00252	5.85001	Oversupply
5/19/2022 4:26	0:23	KWPPI	0.67671	8.61036	System constraint
5/19/2022 4:41	0:07	AWE	0.13210	13.90000	Oversupply
5/19/2022 4:52	0:01	KWPPI	0.00283	3.07370	System constraint
5/19/2022 5:20	0:05	KWPPI	0.08086	3.98783	System constraint
5/19/2022 5:49	0:01	KWPPI	0.00364	9.15624	System constraint
5/19/2022 5:50	0:14	BS250	Data is not available	Data is not available	Oversupply
5/19/2022 5:51	0:13	KWPPI	0.76092	11.79583	System constraint
5/19/2022 6:13	0:07	KWPPI	0.18072	15.52818	System constraint
5/21/2022 9:43	0:02	17-2	0.01064	0.73300	Oversupply
5/21/2022 9:46	5:28	17-2	4.05155	0.75000	Oversupply
5/21/2022 9:47	0:02	SSA3	0.02120	0.84300	Oversupply
5/21/2022 9:47	0:02	SSA2	0.02963	0.74800	Oversupply
5/21/2022 9:49	0:02	SSA3	0.02085	0.86000	Oversupply
5/21/2022 9:50	0:02	SSA2	0.02939	1.04400	Oversupply
5/21/2022 9:51	0:02	SSA3	0.02085	0.12800	Oversupply
5/21/2022 9:52	0:02	SSA2	0.02963	0.71500	Oversupply
5/21/2022 9:53	0:10	SSA3	0.13429	0.01700	Oversupply
5/21/2022 9:54	0:10	BS250	Data is not available	Data is not available	Oversupply
5/21/2022 9:54	0:11	KWPPI	0.24179	2.78230	Oversupply
5/21/2022 9:54	0:10	SSA2	0.17862	0.02800	Oversupply
5/21/2022 9:58	0:05	AWE	0.05425	13.60000	Oversupply
5/21/2022 10:04	0:02	SSA3	0.03547	0.00000	Oversupply
5/21/2022 10:04	0:02	SSA2	0.04368	0.03900	Oversupply
5/21/2022 10:06	0:02	SSA3	0.03547	0.45100	Oversupply
5/21/2022 10:06	0:02	SSA2	0.04368	0.96600	Oversupply
5/21/2022 10:07	1:21	BS250	Data is not available	Data is not available	Oversupply
5/21/2022 10:07	1:05	KWPPI	1.23955	2.27035	Oversupply
5/21/2022 10:08	1:25	SSA3	3.46808	0.00000	Oversupply
5/21/2022 10:08	1:21	SSA2	1.99070	0.00100	Oversupply
5/21/2022 10:13	0:03	AWE	0.01925	11.80000	Oversupply
5/21/2022 10:19	0:03	AWE	0.03005	11.40000	Oversupply
5/21/2022 10:23	0:02	AWE	0.01522	10.50000	Oversupply
5/21/2022 10:26	0:28	AWE	0.86564	12.50000	Oversupply
5/21/2022 10:55	0:33	AWE	0.88979	13.90000	Oversupply
5/21/2022 11:28	0:02	SSA2	0.05738	0.16500	Oversupply
5/21/2022 11:29	0:03	BS250	Data is not available	Data is not available	Oversupply
5/21/2022 11:30	0:03	AWE	0.04530	12.90000	Oversupply
5/21/2022 11:30	0:04	SSA2	0.17649	0.00300	Oversupply
5/21/2022 11:32	0:02	SSA3	0.09567	0.01400	Oversupply
5/21/2022 11:33	0:03	BS250	Data is not available	Data is not available	Oversupply
5/21/2022 11:34	0:02	AWE	0.00260	12.30000	Oversupply
5/21/2022 11:34	0:02	SSA2	0.08861	0.00000	Oversupply
5/21/2022 11:34	0:02	SSA3	0.09726	0.03700	Oversupply
5/21/2022 11:36	0:02	SSA2	0.08788	0.06700	Oversupply
5/21/2022 11:36	0:02	SSA3	0.09726	0.17700	Oversupply
5/21/2022 11:38	0:08	BS250	Data is not available	Data is not available	Oversupply
5/21/2022 11:38	0:01	AWE	0.00032	11.80000	Oversupply
5/21/2022 11:38	0:04	SSA2	0.17649	0.11400	Oversupply
5/21/2022 11:38	0:02	SSA3	0.09567	0.00500	Oversupply
5/21/2022 11:40	0:08	AWE	0.05517	12.80000	Oversupply
5/21/2022 11:40	0:02	SSA3	0.09646	0.03200	Oversupply
5/21/2022 11:42	0:25	KWPPI	0.20951	0.92311	Oversupply
5/21/2022 11:42	0:04	SSA2	0.17843	0.03000	Oversupply
5/21/2022 11:42	0:04	SSA3	0.18553	0.03000	Oversupply
5/21/2022 11:46	0:12	SSA2	0.34675	0.01500	Oversupply
5/21/2022 11:47	0:22	BS250	Data is not available	Data is not available	Oversupply
5/21/2022 11:47	0:18	SSA3	0.79737	0.00200	Oversupply
5/21/2022 11:49	0:01	AWE	0.00370	10.20000	Oversupply



Maui Curtailment Report

May 2022

Start Date and Time	Duration (minutes)	IPP Curtailed	Estimated Curtailed MWH	Peak MW Curtailed	Reasons for Curtailment
5/21/2022 11:52	0:02	AWE	0.02895	11.40000	Oversupply
5/21/2022 11:56	0:03	AWE	0.00655	10.60000	Oversupply
5/21/2022 11:58	0:02	SSA2	0.05739	0.00300	Oversupply
5/21/2022 12:00	0:05	AWE	0.03367	10.60000	Oversupply
5/21/2022 12:00	0:04	SSA2	0.16668	0.00900	Oversupply
5/21/2022 12:04	0:02	SSA2	0.08369	0.00200	Oversupply
5/21/2022 12:05	0:04	SSA3	0.17241	0.06000	Oversupply
5/21/2022 12:06	0:02	SSA2	0.08369	0.00000	Oversupply
5/21/2022 12:08	0:16	SSA2	0.72587	0.00200	Oversupply
5/21/2022 12:09	0:14	KWP/II	0.10647	0.93009	Oversupply
5/21/2022 12:09	0:02	SSA3	0.08692	0.01900	Oversupply
5/21/2022 12:10	0:19	BS250	Data is not available	Data is not available	Oversupply
5/21/2022 12:11	0:02	AWE	0.00568	10.50000	Oversupply
5/21/2022 12:11	0:18	SSA3	0.83736	0.01500	Oversupply
5/21/2022 12:15	0:04	AWE	0.02063	9.90000	Oversupply
5/21/2022 12:20	0:03	AWE	0.01657	9.90000	Oversupply
5/21/2022 12:24	0:01	AWE	0.00162	9.60000	Oversupply
5/21/2022 12:24	0:01	KWP/II	0.00497	0.36425	Oversupply
5/21/2022 12:25	0:02	SSA2	0.09512	0.12700	Oversupply
5/21/2022 12:26	0:04	KWP/II	0.02060	0.59678	Oversupply
5/21/2022 12:27	0:02	SSA2	0.09433	0.00100	Oversupply
5/21/2022 12:28	0:01	AWE	0.00075	10.10000	Oversupply
5/21/2022 12:29	0:02	SSA2	0.09439	0.00100	Oversupply
5/21/2022 12:29	0:02	SSA3	0.09341	0.13800	Oversupply
5/21/2022 12:31	0:02	SSA2	0.09300	0.45200	Oversupply
5/21/2022 12:31	0:02	SSA3	0.09377	0.46300	Oversupply
5/21/2022 12:33	0:02	SSA2	0.09377	0.14600	Oversupply
5/21/2022 12:33	0:24	SSA3	1.13606	0.02700	Oversupply
5/21/2022 12:34	0:22	BS250	Data is not available	Data is not available	Oversupply
5/21/2022 12:35	0:03	AWE	0.00641	9.50000	Oversupply
5/21/2022 12:35	0:02	KWP/II	0.01071	0.37224	Oversupply
5/21/2022 12:35	0:22	SSA2	1.03303	0.00300	Oversupply
5/21/2022 12:38	0:12	KWP/II	0.02860	0.28741	Oversupply
5/21/2022 12:39	0:02	AWE	0.01514	9.50000	Oversupply
5/21/2022 12:42	0:01	AWE	0.01136	8.80000	Oversupply
5/21/2022 12:45	0:10	AWE	0.08250	9.50000	Oversupply
5/21/2022 12:56	0:01	AWE	0.00474	8.80000	Oversupply
5/21/2022 12:57	0:02	SSA2	0.09453	0.18200	Oversupply
5/21/2022 12:57	0:10	SSA3	0.47953	0.02500	Oversupply
5/21/2022 12:58	0:08	BS250	Data is not available	Data is not available	Oversupply
5/21/2022 12:58	0:09	AWE	0.16491	11.00000	Oversupply
5/21/2022 12:59	0:08	SSA2	0.37910	0.00200	Oversupply
5/21/2022 13:06	0:01	KWP/II	0.00106	0.06387	Oversupply
5/21/2022 13:07	0:02	SSA2	0.09512	0.31700	Oversupply
5/21/2022 13:07	0:02	SSA3	0.09591	0.31500	Oversupply
5/21/2022 13:08	0:02	KWP/II	0.00363	0.20159	Oversupply
5/21/2022 13:09	0:11	BS250	Data is not available	Data is not available	Oversupply
5/21/2022 13:09	0:07	AWE	0.08511	11.20000	Oversupply
5/21/2022 13:09	0:12	SSA2	0.46276	0.01100	Oversupply
5/21/2022 13:09	0:10	SSA3	0.38068	0.00100	Oversupply
5/21/2022 13:17	0:03	AWE	0.02282	11.20000	Oversupply
5/21/2022 13:19	0:02	SSA3	0.05659	0.08600	Oversupply
5/21/2022 13:21	0:02	SSA2	0.06151	0.50200	Oversupply
5/21/2022 13:21	0:02	SSA3	0.05613	0.28900	Oversupply
5/21/2022 13:23	0:01	AWE	0.00049	10.00000	Oversupply
5/21/2022 13:23	0:02	SSA2	0.06100	0.15400	Oversupply
5/21/2022 13:24	0:02	SSA3	0.05613	0.99800	Oversupply
5/21/2022 13:25	0:02	SSA2	0.06151	1.91600	Oversupply
5/21/2022 13:26	0:02	SSA3	0.05613	2.47900	Oversupply
5/21/2022 13:27	0:02	SSA2	0.06100	2.47600	Oversupply
5/21/2022 13:28	0:02	SSA3	0.05596	2.66300	Oversupply
5/21/2022 13:29	0:02	SSA2	0.05718	2.45600	Oversupply
5/21/2022 13:30	0:02	SSA3	0.04946	2.66700	Oversupply
5/21/2022 13:31	0:02	SSA2	0.05479	2.44900	Oversupply
5/21/2022 13:32	0:02	SSA3	0.04905	2.18700	Oversupply
5/21/2022 13:33	0:02	SSA2	0.05569	0.84500	Oversupply
5/21/2022 13:34	0:02	SSA3	0.04905	2.41900	Oversupply
5/21/2022 13:35	0:02	SSA2	0.05433	2.42400	Oversupply
5/21/2022 13:36	0:02	SSA3	0.04905	2.63100	Oversupply
5/21/2022 13:37	0:02	SSA2	0.05479	2.42600	Oversupply
5/21/2022 13:38	0:02	SSA3	0.04946	1.82600	Oversupply
5/21/2022 13:39	0:02	SSA2	0.05479	0.32300	Oversupply
5/21/2022 13:40	0:02	SSA3	0.04946	1.11700	Oversupply



Maui Curtailment Report

May 2022

Start Date and Time	Duration (minutes)	IPP Curtailed	Estimated Curtailed MWH	Peak MW Curtailed	Reasons for Curtailment
5/21/2022 13:41	0:02	SSA2	0.05479	0.08800	Oversupply
5/21/2022 13:42	0:04	BS250	Data is not available	Data is not available	Oversupply
5/21/2022 13:42	0:04	AWE	0.06300	14.30000	Oversupply
5/21/2022 13:42	0:06	SSA3	0.21314	0.09000	Oversupply
5/21/2022 13:43	0:02	SSA2	0.06491	0.01900	Oversupply
5/21/2022 13:45	0:01	KWPPI	0.00210	0.15967	Oversupply
5/21/2022 13:45	0:02	SSA2	0.09167	0.00200	Oversupply
5/21/2022 13:47	0:01	AWE	0.00188	12.90000	Oversupply
5/21/2022 13:47	0:02	SSA2	0.09243	0.08000	Oversupply
5/21/2022 13:48	0:02	SSA3	0.08953	0.02000	Oversupply
5/21/2022 13:49	0:01	BS250	Data is not available	Data is not available	Oversupply
5/21/2022 13:49	0:02	SSA2	0.09243	0.01600	Oversupply
5/21/2022 13:50	0:02	SSA3	0.08953	0.25000	Oversupply
5/21/2022 13:51	0:02	SSA2	0.09167	0.34000	Oversupply
5/21/2022 13:52	0:02	SSA3	0.08880	0.19100	Oversupply
5/21/2022 13:53	0:02	SSA2	0.09243	0.51700	Oversupply
5/21/2022 13:54	0:02	SSA3	0.08880	0.55300	Oversupply
5/21/2022 13:55	0:05	BS250	Data is not available	Data is not available	Oversupply
5/21/2022 13:55	0:42	SSA2	1.90196	0.05300	Oversupply
5/21/2022 13:56	0:05	KWPPI	0.12276	2.19151	Oversupply
5/21/2022 13:56	0:04	SSA3	0.17866	0.00000	Oversupply
5/21/2022 13:57	0:01	AWE	0.00527	14.70000	Oversupply
5/21/2022 13:59	0:01	AWE	0.00021	14.00000	Oversupply
5/21/2022 14:00	0:02	SSA3	0.09075	0.06500	Oversupply
5/21/2022 14:02	0:35	BS250	Data is not available	Data is not available	Oversupply
5/21/2022 14:02	0:05	KWPPI	0.13498	3.07370	Oversupply
5/21/2022 14:02	0:34	SSA3	1.50294	0.00100	Oversupply
5/21/2022 14:03	0:02	AWE	0.00505	15.60000	Oversupply
5/21/2022 14:08	0:14	KWPPI	0.41203	5.97476	Oversupply
5/21/2022 14:23	0:14	KWPPI	0.55155	7.75012	Oversupply
5/21/2022 14:36	0:02	SSA3	0.08166	0.01000	Oversupply
5/21/2022 14:37	0:02	SSA2	0.09321	0.34700	Oversupply
5/21/2022 14:38	0:09	BS250	Data is not available	Data is not available	Oversupply
5/21/2022 14:38	0:02	SSA3	0.08370	0.04400	Oversupply
5/21/2022 14:39	0:08	SSA2	0.36404	0.00000	Oversupply
5/21/2022 14:40	0:07	KWPPI	0.10690	9.27300	Oversupply
5/21/2022 14:40	0:06	SSA3	0.23319	-0.00100	Oversupply
5/21/2022 14:46	0:02	SSA3	0.06242	0.14300	Oversupply
5/21/2022 14:47	0:02	SSA2	0.08633	0.27500	Oversupply
5/21/2022 14:48	0:01	BS250	Data is not available	Data is not available	Oversupply
5/21/2022 14:48	0:02	SSA3	0.06242	0.03700	Oversupply
5/21/2022 14:49	0:01	KWPPI	0.00077	7.05455	Oversupply
5/21/2022 14:49	0:02	SSA2	0.08777	0.04400	Oversupply
5/21/2022 14:50	0:02	BS250	Data is not available	Data is not available	Oversupply
5/21/2022 14:50	0:02	SSA3	0.06242	0.01700	Oversupply
5/21/2022 14:51	0:02	KWPPI	0.01988	9.53646	Oversupply
5/21/2022 14:51	0:02	SSA2	0.08633	0.00000	Oversupply
5/21/2022 14:53	0:02	SSA3	0.06242	0.83400	Oversupply
5/21/2022 14:53	0:02	SSA2	0.08705	0.13600	Oversupply
5/21/2022 14:55	0:02	SSA3	0.06191	1.28600	Oversupply
5/21/2022 14:55	0:02	SSA2	0.08633	0.49300	Oversupply
5/21/2022 14:57	0:02	SSA3	0.06242	1.45400	Oversupply
5/21/2022 14:57	0:02	SSA2	0.08705	1.49800	Oversupply
5/21/2022 14:59	0:02	SSA3	0.05200	0.56400	Oversupply
5/21/2022 14:59	0:02	SSA2	0.07433	0.07400	Oversupply
5/21/2022 15:00	0:04	KWPPI	0.01493	9.99053	Oversupply
5/21/2022 15:01	0:02	BS250	Data is not available	Data is not available	Oversupply
5/21/2022 15:01	0:02	SSA3	0.03932	0.01000	Oversupply
5/21/2022 15:02	0:02	SSA2	0.07300	0.00400	Oversupply
5/21/2022 15:03	0:02	SSA3	0.03932	0.00600	Oversupply
5/21/2022 15:04	0:02	SSA2	0.07361	0.07900	Oversupply
5/21/2022 15:05	0:02	SSA3	0.03932	0.72800	Oversupply
5/21/2022 15:06	0:02	SSA2	0.07300	0.13800	Oversupply
5/21/2022 15:09	0:02	SSA3	0.04061	1.50800	Oversupply
5/21/2022 15:10	0:02	SSA2	0.07361	0.86700	Oversupply
5/21/2022 15:11	0:02	SSA3	0.03868	1.56400	Oversupply
5/21/2022 15:12	0:02	SSA2	0.07300	1.40000	Oversupply
5/21/2022 15:15	0:01	17-2	0.00149	0.72900	Oversupply
5/22/2022 0:49	0:05	KWPPI	0.09751	9.20913	Oversupply
5/22/2022 2:01	0:10	KWPPI	0.24722	8.10539	Oversupply
5/22/2022 2:28	0:02	KWPPI	0.03207	4.00779	Oversupply
5/22/2022 2:31	0:01	KWPPI	0.00544	1.92605	Oversupply
5/22/2022 2:34	2:10	KWPPI	10.43112	10.36277	Oversupply



Maui Curtailment Report

May 2022

Start Date and Time	Duration (minutes)	IPP Curtailed	Estimated Curtailed MWH	Peak MW Curtailed	Reasons for Curtailment
5/22/2022 2:42	0:02	AWE	0.00408	15.10000	Oversupply
5/22/2022 2:45	0:02	AWE	0.01675	15.60000	Oversupply
5/22/2022 2:48	0:01	AWE	0.00015	13.90000	Oversupply
5/22/2022 2:50	0:03	AWE	0.00821	13.40000	Oversupply
5/22/2022 2:55	0:01	AWE	0.00272	14.20000	Oversupply
5/22/2022 3:00	0:02	AWE	0.01467	15.70000	Oversupply
5/22/2022 3:03	0:20	AWE	0.90885	14.30000	Oversupply
5/22/2022 3:39	0:03	AWE	0.00582	12.90000	Oversupply
5/22/2022 3:47	0:04	AWE	0.01386	13.90000	Oversupply
5/22/2022 4:00	0:10	AWE	0.38754	16.80000	Oversupply
5/22/2022 4:12	0:02	AWE	0.01302	13.50000	Oversupply
5/22/2022 4:26	0:03	AWE	0.05759	19.60000	Oversupply
5/22/2022 4:30	0:09	AWE	0.35607	20.10000	Oversupply
5/22/2022 4:56	0:01	KWPII	0.00956	5.66240	Oversupply
5/22/2022 4:59	0:01	KWPII	0.00778	5.67936	Oversupply
5/22/2022 7:30	0:01	17-2	0.00064	0.12700	Oversupply
5/22/2022 7:32	7:20	17-2	3.63817	0.75000	Oversupply
5/22/2022 7:32	0:02	SSA2	0.01058	0.18200	Oversupply
5/22/2022 7:32	0:02	SSA3	0.01924	0.30000	Oversupply
5/22/2022 7:34	0:02	SSA2	0.01049	0.23800	Oversupply
5/22/2022 7:34	0:02	SSA3	0.01908	0.01100	Oversupply
5/22/2022 7:35	0:01	KWPII	0.00157	0.98798	Oversupply
5/22/2022 7:36	0:02	SSA3	0.01924	0.39600	Oversupply
5/22/2022 7:38	0:06	BS250	Data is not available	Data is not available	Oversupply
5/22/2022 7:38	0:02	KWPII	0.00980	0.79337	Oversupply
5/22/2022 7:38	0:06	SSA2	0.03165	0.00300	Oversupply
5/22/2022 7:38	0:16	SSA3	0.20708	-0.00300	Oversupply
5/22/2022 7:39	0:01	AWE	0.00420	21.00000	Oversupply
5/22/2022 7:41	0:04	AWE	0.04067	21.00000	Oversupply
5/22/2022 7:41	0:02	KWPII	0.00733	0.52991	Oversupply
5/22/2022 7:44	0:02	SSA2	0.01058	0.00400	Oversupply
5/22/2022 7:46	0:11	BS250	Data is not available	Data is not available	Oversupply
5/22/2022 7:46	0:10	SSA2	0.09309	0.01200	Oversupply
5/22/2022 7:47	0:08	AWE	0.10573	21.00000	Oversupply
5/22/2022 7:54	0:02	SSA3	0.03265	-0.00400	Oversupply
5/22/2022 7:56	0:02	SSA2	0.01868	0.01500	Oversupply
5/22/2022 7:56	0:02	SSA3	0.03265	-0.00300	Oversupply
5/22/2022 7:57	1:10	AWE	3.01712	21.00000	Oversupply
5/22/2022 7:58	1:08	SSA2	0.84556	0.05200	Oversupply
5/22/2022 7:58	1:09	SSA3	1.51116	0.09000	Oversupply
5/22/2022 7:59	1:08	BS250	Data is not available	Data is not available	Oversupply
5/22/2022 8:02	0:04	KWPII	0.02704	0.75745	Oversupply
5/22/2022 8:07	0:11	KWPII	0.07172	1.20852	Oversupply
5/22/2022 8:28	0:06	KWPII	0.04287	0.82032	Oversupply
5/22/2022 9:06	0:02	SSA2	0.04984	0.00500	Oversupply
5/22/2022 9:07	0:02	SSA3	0.02090	0.00900	Oversupply
5/22/2022 9:08	5:28	BS250	Data is not available	Data is not available	Oversupply
5/22/2022 9:08	5:26	SSA2	11.60772	0.00900	Oversupply
5/22/2022 9:09	5:22	AWE	39.84931	21.00000	Oversupply
5/22/2022 9:09	5:27	SSA3	13.94508	-0.00300	Oversupply
5/22/2022 9:35	1:43	KWPII	3.86274	5.07859	Oversupply
5/22/2022 12:30	2:03	KWPII	3.68659	3.33517	Oversupply
5/22/2022 14:34	0:01	KWPII	0.00722	1.26441	Oversupply
5/22/2022 14:34	0:02	SSA2	0.05205	0.00000	Oversupply
5/22/2022 14:36	0:02	SSA3	0.06268	0.32800	Oversupply
5/22/2022 14:36	0:02	SSA2	0.05162	0.44900	Oversupply
5/22/2022 14:38	0:02	SSA3	0.06268	0.88100	Oversupply
5/22/2022 14:38	0:04	SSA2	0.10410	0.69600	Oversupply
5/22/2022 14:40	0:02	SSA3	0.06268	0.80000	Oversupply
5/22/2022 14:42	0:02	SSA3	0.06217	1.31100	Oversupply
5/22/2022 14:42	0:02	SSA2	0.05162	1.21000	Oversupply
5/22/2022 14:44	0:02	SSA3	0.05552	1.26900	Oversupply
5/22/2022 14:44	0:02	SSA2	0.03472	1.51600	Oversupply
5/22/2022 14:46	0:02	SSA3	0.02975	1.11500	Oversupply
5/22/2022 14:46	0:02	SSA2	0.04562	1.26700	Oversupply
5/22/2022 14:48	0:02	SSA3	0.02951	1.26100	Oversupply
5/22/2022 14:48	0:02	SSA2	0.04600	1.21900	Oversupply
5/22/2022 14:50	0:02	SSA3	0.02951	1.16400	Oversupply
5/22/2022 14:50	0:02	SSA2	0.04600	1.24400	Oversupply
5/22/2022 14:54	0:02	SSA3	0.02975	1.09000	Oversupply
5/22/2022 14:55	0:15	17-2	0.16407	0.75000	Oversupply
5/22/2022 14:56	0:02	SSA3	0.02951	0.79800	Oversupply
5/22/2022 14:56	0:02	SSA2	0.04600	0.76400	Oversupply



Maui Curtailment Report

May 2022

Start Date and Time	Duration (minutes)	IPP Curtailed	Estimated Curtailed MWH	Peak MW Curtailed	Reasons for Curtailment
5/22/2022 14:58	0:02	SSA3	0.02509	0.08200	Oversupply
5/22/2022 14:58	0:02	SSA2	0.05215	0.10800	Oversupply
5/22/2022 14:59	0:01	BS250	Data is not available	Data is not available	Oversupply
5/22/2022 15:00	0:01	KWPPII	0.00614	1.15463	Oversupply
5/22/2022 15:00	0:02	SSA3	0.03607	-0.00400	Oversupply
5/22/2022 15:00	0:02	SSA2	0.03460	0.07900	Oversupply
5/22/2022 15:02	0:02	SSA3	0.03607	-0.00400	Oversupply
5/22/2022 15:02	0:02	SSA2	0.03431	0.14600	Oversupply
5/22/2022 15:04	0:02	SSA3	0.03577	0.22500	Oversupply
5/22/2022 15:04	0:02	SSA2	0.03460	0.21300	Oversupply
5/22/2022 15:06	0:02	SSA3	0.03607	1.41500	Oversupply
5/22/2022 15:06	0:02	SSA2	0.03460	0.71500	Oversupply
5/22/2022 15:08	0:02	SSA3	0.03637	1.51100	Oversupply
5/22/2022 15:08	0:02	SSA2	0.03431	0.66700	Oversupply
5/22/2022 15:28	0:01	17-2	0.00168	0.75000	Oversupply
5/22/2022 21:24	0:01	KWPPII	0.00040	17.56601	Oversupply
5/22/2022 22:11	0:06	KWPPII	0.18176	16.24172	Oversupply
5/22/2022 22:26	0:41	KWPPII	2.15587	16.64390	Oversupply
5/22/2022 23:10	1:06	KWPPII	6.42222	14.78870	Oversupply
5/22/2022 23:36	0:01	AWE	0.00006	16.10000	Oversupply
5/23/2022 0:20	0:02	KWPPII	0.03843	10.71804	Oversupply
5/23/2022 0:23	0:02	KWPPII	0.00667	11.92457	Oversupply
5/23/2022 0:34	0:01	KWPPII	0.00120	11.73496	Oversupply
5/23/2022 0:36	0:11	KWPPII	0.50422	10.75496	Oversupply
5/23/2022 1:16	2:07	KWPPII	17.63198	18.27955	Oversupply
5/23/2022 1:33	1:01	AWE	4.62538	21.00000	Oversupply
5/23/2022 6:23	12:31	17-2	3.94137	0.75000	Facility Requested
5/23/2022 6:49	0:02	SSA2	0.00530	0.07800	Oversupply
5/23/2022 6:50	0:01	BS250	Data is not available	Data is not available	Oversupply
5/23/2022 6:50	0:02	AWE	0.01095	20.90000	Oversupply
5/23/2022 6:50	0:02	SSA3	0.00273	0.25600	Oversupply
5/23/2022 8:29	0:02	SSA3	-0.00288	1.38100	Oversupply
5/23/2022 8:50	0:02	SSA2	0.01718	1.22300	Oversupply
5/23/2022 8:51	0:02	SSA3	0.01103	1.62500	Oversupply
5/23/2022 8:52	0:02	SSA2	0.01733	1.24600	Oversupply
5/23/2022 8:54	0:02	SSA3	0.00967	1.02700	Oversupply
5/23/2022 8:54	0:02	SSA2	0.01733	0.47600	Oversupply
5/23/2022 9:18	0:02	SSA2	0.04322	1.51200	Oversupply
5/23/2022 9:20	0:02	SSA3	0.02517	1.53300	Oversupply
5/23/2022 9:20	0:02	SSA2	0.04358	1.55600	Oversupply
5/23/2022 9:22	0:02	SSA3	0.02496	0.52500	Oversupply
5/23/2022 9:22	0:02	SSA2	0.04322	0.41200	Oversupply
5/23/2022 9:24	0:02	SSA3	0.02496	0.49200	Oversupply
5/23/2022 9:24	0:02	SSA2	0.04358	0.82000	Oversupply
5/23/2022 9:26	0:02	SSA3	0.02517	0.18400	Oversupply
5/23/2022 9:26	0:02	SSA2	0.04358	0.13000	Oversupply
5/23/2022 9:27	0:04	BS250	Data is not available	Data is not available	Oversupply
5/23/2022 9:28	0:02	AWE	0.01192	18.80000	Oversupply
5/23/2022 9:28	0:02	SSA3	0.03221	0.01300	Oversupply
5/23/2022 9:28	0:02	SSA2	0.04891	0.00700	Oversupply
5/23/2022 9:30	0:02	SSA2	0.06989	0.06900	Oversupply
5/23/2022 9:30	0:02	SSA3	0.03592	0.10900	Oversupply
5/23/2022 9:32	0:02	SSA2	0.06931	0.16800	Oversupply
5/23/2022 9:32	0:02	SSA3	0.03592	0.34800	Oversupply
5/23/2022 9:34	0:01	BS250	Data is not available	Data is not available	Oversupply
5/23/2022 9:34	0:04	SSA2	0.14036	0.00600	Oversupply
5/23/2022 9:34	0:04	SSA3	0.07275	0.00500	Oversupply
5/23/2022 9:35	0:01	AWE	0.00490	18.10000	Oversupply
5/23/2022 9:36	0:02	BS250	Data is not available	Data is not available	Oversupply
5/23/2022 9:37	0:01	AWE	0.00089	17.30000	Oversupply
5/23/2022 9:38	0:02	SSA2	0.06931	0.20600	Oversupply
5/23/2022 9:38	0:02	SSA3	0.03652	-0.00300	Oversupply
5/23/2022 9:40	0:02	SSA2	0.07047	0.05000	Oversupply
5/23/2022 9:40	0:02	SSA3	0.03622	0.37400	Oversupply
5/23/2022 9:41	0:01	BS250	Data is not available	Data is not available	Oversupply
5/23/2022 9:41	0:02	AWE	0.00699	18.50000	Oversupply
5/23/2022 9:42	1:59	SSA2	4.46525	0.06600	Oversupply
5/23/2022 9:42	0:02	SSA3	0.03622	0.03800	Oversupply
5/23/2022 9:43	1:58	BS250	Data is not available	Data is not available	Oversupply
5/23/2022 9:44	1:56	AWE	8.48526	21.00000	Oversupply
5/23/2022 9:44	1:56	SSA3	4.82824	0.02300	Oversupply
5/23/2022 10:30	0:04	KWPPII	0.02615	0.47303	Oversupply
5/23/2022 10:35	0:22	KWPPII	0.15006	0.78439	Oversupply



Maui Curtailment Report

May 2022

Start Date and Time	Duration (minutes)	IPP Curtailed	Estimated Curtailed MWH	Peak MW Curtailed	Reasons for Curtailment
5/23/2022 11:23	0:17	KWPUI	0.26229	1.13667	Oversupply
5/23/2022 11:40	0:02	SSA3	0.07964	0.14200	Oversupply
5/23/2022 11:41	0:02	SSA2	0.03911	0.21000	Oversupply
5/23/2022 11:42	0:02	SSA3	0.07964	1.08200	Oversupply
5/23/2022 11:43	0:02	SSA2	0.02383	1.04200	Oversupply
5/23/2022 11:44	0:02	SSA3	0.01925	2.57700	Oversupply
5/23/2022 11:45	0:02	SSA2	0.01033	2.19000	Oversupply
5/23/2022 13:03	0:02	SSA3	0.03765	2.73000	Oversupply
5/23/2022 13:04	0:02	SSA2	0.05167	2.44400	Oversupply
5/23/2022 13:05	0:02	SSA3	0.03765	0.51300	Oversupply
5/23/2022 13:06	0:02	SSA2	0.05210	0.81500	Oversupply
5/23/2022 13:07	0:02	SSA3	0.03765	1.48500	Oversupply
5/23/2022 13:08	0:02	SSA2	0.05167	1.34500	Oversupply
5/23/2022 13:09	0:02	SSA3	0.03734	1.12900	Oversupply
5/23/2022 13:10	0:02	SSA2	0.05210	1.16800	Oversupply
5/23/2022 13:12	0:02	SSA2	0.05210	1.86300	Oversupply
5/23/2022 13:13	0:02	SSA3	0.03635	2.13300	Oversupply
5/23/2022 13:14	0:02	SSA2	0.04527	0.14200	Oversupply
5/23/2022 13:15	0:02	SSA3	0.03865	1.60900	Oversupply
5/23/2022 13:16	0:02	SSA2	0.04033	1.39500	Oversupply
5/23/2022 13:17	0:02	SSA3	0.03833	2.14600	Oversupply
5/23/2022 13:18	0:02	SSA2	0.04000	2.41600	Oversupply
5/23/2022 13:19	0:02	SSA3	0.04025	2.06700	Oversupply
5/23/2022 13:20	0:02	SSA2	0.03967	2.19900	Oversupply
5/23/2022 13:21	0:02	SSA3	0.03833	1.44400	Oversupply
5/23/2022 13:22	0:02	SSA2	0.04033	2.10600	Oversupply
5/23/2022 13:23	0:02	SSA3	0.03865	1.44800	Oversupply
5/23/2022 13:24	0:02	SSA2	0.03967	1.00300	Oversupply
5/23/2022 13:25	0:02	SSA3	0.03865	1.73200	Oversupply
5/23/2022 13:26	0:02	SSA2	0.04000	1.56300	Oversupply
5/23/2022 13:27	0:02	SSA3	0.03833	0.90000	Oversupply
5/23/2022 13:28	0:02	SSA2	0.04012	1.36100	Oversupply
5/23/2022 13:29	0:02	SSA3	0.01177	2.30600	Oversupply
5/24/2022 4:36	1:05	KWPUI	5.00787	15.40244	Oversupply
5/24/2022 5:42	0:03	KWPUI	0.02012	13.08719	Oversupply
5/24/2022 5:49	0:01	BS250	Data is not available	Data is not available	Oversupply
5/24/2022 5:49	0:02	KWPUI	0.00924	14.61306	Oversupply
5/24/2022 6:14	12:33	17-2	4.30433	0.75000	Facility Requested
5/24/2022 6:58	0:02	SSA3	0.00340	0.31000	Oversupply
5/24/2022 7:00	0:01	KWPUI	0.00102	12.10520	Oversupply
5/24/2022 7:16	0:02	SSA2	0.01716	0.19800	Oversupply
5/24/2022 7:18	0:26	BS250	Data is not available	Data is not available	Oversupply
5/24/2022 7:18	0:26	KWPUI	1.93335	11.31781	Oversupply
5/24/2022 7:18	0:26	SSA2	0.25441	0.02000	Oversupply
5/24/2022 7:18	0:26	SSA3	0.29175	0.02600	Oversupply
5/24/2022 7:44	0:02	SSA2	0.01511	0.45100	Oversupply
5/24/2022 7:44	0:02	SSA3	0.01408	0.68600	Oversupply
5/24/2022 7:46	0:02	SSA2	0.01815	0.25600	Oversupply
5/24/2022 7:46	0:02	SSA3	0.01645	0.09300	Oversupply
5/24/2022 7:47	0:01	BS250	Data is not available	Data is not available	Oversupply
5/24/2022 7:47	0:02	KWPUI	0.01169	8.65626	Oversupply
5/24/2022 7:48	0:02	SSA2	0.01846	0.04400	Oversupply
5/24/2022 7:48	0:02	SSA3	0.01672	0.26100	Oversupply
5/24/2022 7:49	0:02	BS250	Data is not available	Data is not available	Oversupply
5/24/2022 7:50	0:01	KWPUI	0.00470	7.97666	Oversupply
5/24/2022 7:50	0:02	SSA2	0.01831	0.05300	Oversupply
5/24/2022 7:50	0:02	SSA3	0.01659	0.19200	Oversupply
5/24/2022 7:52	0:02	SSA2	0.01815	0.32200	Oversupply
5/24/2022 7:52	0:02	SSA3	0.01632	0.35800	Oversupply
5/24/2022 8:52	0:02	SSA2	0.01357	0.29500	Oversupply
5/24/2022 8:53	0:02	SSA3	0.01192	0.81300	Oversupply
5/24/2022 8:54	0:02	SSA2	0.01369	0.35600	Oversupply
5/24/2022 8:55	0:02	SSA3	0.01202	0.68800	Oversupply
5/24/2022 9:02	0:02	SSA2	0.01655	1.41300	Oversupply
5/24/2022 9:03	0:02	SSA3	0.00444	1.72800	Oversupply
5/24/2022 9:19	0:02	SSA2	0.01990	0.67900	Oversupply
5/24/2022 9:19	0:02	SSA3	0.01127	1.51100	Oversupply
5/24/2022 9:21	0:02	SSA2	0.02007	0.37800	Oversupply
5/24/2022 9:21	0:02	SSA3	0.01108	1.86800	Oversupply
5/24/2022 9:29	0:02	SSA2	0.03198	0.48600	Oversupply
5/24/2022 9:29	0:02	SSA3	0.05681	1.01100	Oversupply
5/24/2022 9:31	0:10	BS250	Data is not available	Data is not available	Oversupply
5/24/2022 9:31	0:12	SSA2	0.29495	0.02300	Oversupply



Maui Curtailment Report

May 2022

Start Date and Time	Duration (minutes)	IPP Curtailed	Estimated Curtailed MWH	Peak MW Curtailed	Reasons for Curtailment
5/24/2022 9:31	2:01	SSA3	4.87932	0.01500	Oversupply
5/24/2022 9:32	0:10	KWP11	0.29221	9.01253	Oversupply
5/24/2022 9:42	0:04	BS250	Data is not available	Data is not available	Oversupply
5/24/2022 9:43	0:02	SSA2	0.04936	0.01300	Oversupply
5/24/2022 9:44	0:02	KWP11	0.04560	8.24012	Oversupply
5/24/2022 9:45	0:02	SSA2	0.04483	0.01300	Oversupply
5/24/2022 9:47	1:43	BS250	Data is not available	Data is not available	Oversupply
5/24/2022 9:47	1:45	SSA2	2.67732	0.00400	Oversupply
5/24/2022 9:48	1:38	KWP11	11.11097	13.22590	Oversupply
5/24/2022 10:14	0:11	AWE	0.29019	17.60000	Oversupply
5/24/2022 10:26	0:01	AWE	0.01415	17.10000	Oversupply
5/24/2022 10:28	0:13	AWE	0.60495	20.50000	Oversupply
5/24/2022 10:44	0:05	AWE	0.04102	20.70000	Oversupply
5/24/2022 10:50	0:02	AWE	0.01431	21.00000	Oversupply
5/24/2022 10:54	0:07	AWE	0.11624	19.70000	Oversupply
5/24/2022 11:02	0:05	AWE	0.05162	19.10000	Oversupply
5/24/2022 11:27	0:03	KWP11	0.03181	6.83100	Oversupply
5/24/2022 11:31	0:01	BS250	Data is not available	Data is not available	Oversupply
5/24/2022 11:31	0:02	KWP11	0.00277	5.46580	Oversupply
5/24/2022 11:32	0:02	SSA2	0.07554	0.01100	Oversupply
5/24/2022 11:32	0:02	SSA3	0.04155	0.13900	Oversupply
5/24/2022 11:34	0:02	SSA2	0.07554	0.54600	Oversupply
5/24/2022 11:34	0:02	SSA3	0.04155	0.37300	Oversupply
5/24/2022 11:36	0:02	SSA2	0.07491	0.30300	Oversupply
5/24/2022 11:36	0:59	SSA3	2.33313	0.00700	Oversupply
5/24/2022 11:37	0:57	BS250	Data is not available	Data is not available	Oversupply
5/24/2022 11:37	0:02	KWP11	0.01228	3.55072	Oversupply
5/24/2022 11:38	0:56	SSA2	2.23775	0.00300	Oversupply
5/24/2022 11:41	0:35	KWP11	1.22066	4.40797	Oversupply
5/24/2022 11:42	0:53	AWE	2.24319	21.00000	Oversupply
5/24/2022 12:34	0:02	SSA2	0.07964	0.11200	Oversupply
5/24/2022 12:35	0:02	SSA3	0.06885	0.17700	Oversupply
5/24/2022 12:36	0:02	SSA2	0.07833	0.41800	Oversupply
5/24/2022 12:37	0:02	SSA3	0.06999	0.92800	Oversupply
5/24/2022 12:38	0:02	SSA2	0.07899	0.60500	Oversupply
5/24/2022 12:39	0:02	SSA3	0.06828	0.86600	Oversupply
5/24/2022 12:40	0:02	SSA2	0.07899	0.89000	Oversupply
5/24/2022 12:41	0:02	SSA3	0.06885	0.93300	Oversupply
5/24/2022 12:42	0:02	SSA2	0.07833	1.37600	Oversupply
5/24/2022 12:43	0:02	SSA3	0.07260	0.62500	Oversupply
5/24/2022 12:44	0:08	SSA2	0.37701	0.49600	Oversupply
5/24/2022 12:45	2:24	BS250	Data is not available	Data is not available	Oversupply
5/24/2022 12:45	2:25	KWP11	14.77784	12.67703	Oversupply
5/24/2022 12:45	0:08	SSA3	0.38665	0.01700	Oversupply
5/24/2022 12:52	2:17	SSA2	6.26582	0.02700	Oversupply
5/24/2022 12:53	2:16	SSA3	6.09000	0.00000	Oversupply
5/24/2022 13:05	0:14	AWE	0.40513	15.60000	Oversupply
5/24/2022 13:20	0:02	AWE	0.01036	14.70000	Oversupply
5/24/2022 13:33	0:04	AWE	0.02917	11.80000	Oversupply
5/24/2022 13:38	0:03	AWE	0.02354	11.70000	Oversupply
5/24/2022 13:42	0:01	AWE	0.00173	10.30000	Oversupply
5/24/2022 13:46	0:03	AWE	0.01499	11.40000	Oversupply
5/24/2022 13:51	0:40	AWE	1.02886	15.00000	Oversupply
5/24/2022 14:34	0:07	AWE	0.09423	16.40000	Oversupply
5/24/2022 14:55	0:06	AWE	0.15214	16.60000	Oversupply
5/24/2022 15:09	0:02	SSA3	0.05795	0.27500	Oversupply
5/24/2022 15:09	0:02	SSA2	0.08235	0.15000	Oversupply
5/24/2022 15:11	0:02	SSA3	0.05843	0.38700	Oversupply
5/24/2022 15:11	0:02	SSA2	0.08100	0.54400	Oversupply
5/24/2022 15:13	0:02	SSA3	0.05503	0.99900	Oversupply
5/24/2022 15:13	0:02	SSA2	0.07563	2.09200	Oversupply
5/24/2022 15:15	0:02	SSA3	0.03882	0.74700	Oversupply
5/24/2022 15:15	0:02	SSA2	0.05800	1.21700	Oversupply
5/24/2022 15:16	0:01	BS250	Data is not available	Data is not available	Oversupply
5/24/2022 15:17	0:02	SSA3	0.03882	1.16700	Oversupply
5/24/2022 15:17	0:02	SSA2	0.05800	0.78000	Oversupply
5/24/2022 15:19	0:02	SSA3	0.03882	1.87400	Oversupply
5/24/2022 15:19	0:02	SSA2	0.05800	2.06300	Oversupply
5/24/2022 15:21	0:02	SSA3	0.03850	1.32000	Oversupply
5/24/2022 15:21	0:02	SSA2	0.05800	2.13100	Oversupply
5/24/2022 15:23	0:02	SSA3	0.03914	1.24400	Oversupply
5/24/2022 15:23	0:02	SSA2	0.05800	1.87200	Oversupply
5/24/2022 15:25	0:02	SSA3	0.03850	1.31500	Oversupply



Maui Curtailment Report

May 2022

Start Date and Time	Duration (minutes)	IPP Curtailed	Estimated Curtailed MWH	Peak MW Curtailed	Reasons for Curtailment
5/24/2022 15:25	0:02	SSA2	0.05848	1.24100	Oversupply
5/24/2022 15:27	0:02	SSA3	0.03882	0.22200	Oversupply
5/24/2022 15:27	0:04	SSA2	0.14518	0.34200	Oversupply
5/24/2022 15:28	0:04	BS250	Data is not available	Data is not available	Oversupply
5/24/2022 15:29	0:02	SSA3	0.05623	0.06300	Oversupply
5/24/2022 15:30	0:02	KWPPII	0.04384	17.89833	Oversupply
5/24/2022 15:31	0:02	SSA3	0.06908	0.09200	Oversupply
5/24/2022 15:31	0:02	SSA2	0.08475	0.04900	Oversupply
5/24/2022 15:33	0:02	SSA3	0.06795	0.63400	Oversupply
5/24/2022 15:33	0:02	SSA2	0.08475	0.13000	Oversupply
5/24/2022 15:35	0:02	SSA3	0.06908	0.88800	Oversupply
5/24/2022 15:35	0:02	SSA2	0.08475	0.12600	Oversupply
5/24/2022 15:36	0:09	BS250	Data is not available	Data is not available	Oversupply
5/24/2022 15:37	0:07	KWPPII	0.15111	18.06598	Oversupply
5/24/2022 15:37	0:08	SSA3	0.27318	0.00100	Oversupply
5/24/2022 15:37	0:04	SSA2	0.16950	0.00400	Oversupply
5/24/2022 15:41	0:02	SSA2	0.08475	0.00300	Oversupply
5/24/2022 15:43	0:02	SSA2	0.07413	0.15500	Oversupply
5/24/2022 15:45	0:02	SSA3	0.03220	0.45600	Oversupply
5/24/2022 15:45	0:02	SSA2	0.05617	1.03700	Oversupply
5/24/2022 15:47	0:02	SSA3	0.03193	0.78900	Oversupply
5/24/2022 15:47	0:02	SSA2	0.05617	1.11200	Oversupply
5/24/2022 15:51	0:02	SSA3	0.03193	1.14200	Oversupply
5/24/2022 15:51	0:02	SSA2	0.05663	1.93200	Oversupply
5/24/2022 15:53	0:06	SSA3	0.09606	0.17900	Oversupply
5/24/2022 15:53	0:06	SSA2	0.16758	0.29300	Oversupply
5/24/2022 15:55	0:02	BS250	Data is not available	Data is not available	Oversupply
5/24/2022 15:56	0:01	KWPPII	0.00580	17.53407	Oversupply
5/24/2022 15:59	0:01	BS250	Data is not available	Data is not available	Oversupply
5/24/2022 15:59	0:02	SSA3	0.00728	0.22000	Oversupply
5/24/2022 15:59	0:02	SSA2	0.04361	0.10300	Oversupply
5/24/2022 16:01	0:02	SSA3	0.02065	0.69400	Oversupply
5/24/2022 16:01	0:02	SSA2	0.03351	0.03300	Oversupply
5/24/2022 16:03	0:02	SSA3	0.02049	1.50000	Oversupply
5/24/2022 16:03	0:02	SSA2	0.03296	1.00600	Oversupply
5/24/2022 16:05	0:02	SSA3	0.02032	0.77200	Oversupply
5/24/2022 16:05	0:02	SSA2	0.03323	0.75500	Oversupply
5/24/2022 16:09	0:02	SSA3	0.02049	1.81900	Oversupply
5/24/2022 16:09	0:02	SSA2	0.03296	1.74000	Oversupply
5/24/2022 23:11	0:01	KWPPII	0.00415	12.94647	Oversupply
5/24/2022 23:16	0:48	KWPPII	3.01417	13.87158	Oversupply
5/25/2022 0:05	0:04	KWPPII	0.03761	5.01872	Oversupply
5/25/2022 0:10	0:43	KWPPII	1.33262	5.71429	Oversupply
5/25/2022 0:18	0:01	AWE	0.00294	4.90000	Oversupply
5/25/2022 0:20	0:02	AWE	0.01320	5.10000	Oversupply
5/25/2022 0:26	0:01	AWE	0.00905	5.70000	Oversupply
5/25/2022 1:35	1:36	KWPPII	5.40390	9.29994	Oversupply
5/25/2022 1:48	0:01	AWE	0.00043	6.70000	Oversupply
5/25/2022 3:12	0:01	KWPPII	0.00567	7.00066	Oversupply
5/25/2022 3:22	0:01	KWPPII	0.00405	8.73111	Oversupply
5/25/2022 3:24	0:01	KWPPII	0.00471	9.04048	Oversupply
5/25/2022 3:31	0:01	KWPPII	0.00807	8.66225	Oversupply
5/25/2022 3:33	0:01	KWPPII	0.00169	8.04951	Oversupply
5/25/2022 4:21	0:01	AWE	0.00333	0.20000	Oversupply
5/25/2022 4:53	0:01	AWE	0.00333	0.20000	Oversupply
5/25/2022 6:27	12:29	17-2	4.14337	0.75000	Facility Requested
5/25/2022 6:43	0:01	KWPPII	0.00107	13.36162	Oversupply
5/25/2022 6:44	0:02	BS250	Data is not available	Data is not available	Oversupply
5/25/2022 6:45	0:02	SSA3	0.00442	0.00200	Oversupply
5/25/2022 6:45	0:02	SSA2	0.00653	0.00300	Oversupply
5/25/2022 6:53	0:02	SSA3	0.00442	0.26400	Oversupply
5/25/2022 8:10	0:02	SSA2	0.01575	0.82600	Oversupply
5/25/2022 8:12	0:02	SSA3	0.00982	0.55500	Oversupply
5/25/2022 8:12	0:02	SSA2	0.01575	0.81600	Oversupply
5/25/2022 8:14	0:02	SSA3	0.03146	0.36700	Oversupply
5/25/2022 8:14	0:02	SSA2	0.03038	0.80300	Oversupply
5/25/2022 8:15	0:02	BS250	Data is not available	Data is not available	Oversupply
5/25/2022 8:16	7:45	SSA3	17.82441	0.01100	Oversupply
5/25/2022 8:16	7:47	SSA2	18.33608	0.04300	Oversupply
5/25/2022 8:18	7:45	BS250	Data is not available	Data is not available	Oversupply
5/25/2022 8:19	7:43	KWPPII	98.03114	19.42320	Oversupply
5/25/2022 8:55	0:06	AWE	0.09799	15.00000	Oversupply
5/25/2022 9:05	0:01	AWE	0.00388	14.00000	Oversupply



Maui Curtailment Report

May 2022

Start Date and Time	Duration (minutes)	IPP Curtailed	Estimated Curtailed MWH	Peak MW Curtailed	Reasons for Curtailment
5/25/2022 9:07	0:01	AWE	0.00657	14.00000	Oversupply
5/25/2022 9:14	0:02	AWE	0.01281	15.60000	Oversupply
5/25/2022 9:38	0:01	AWE	0.00541	18.00000	Oversupply
5/25/2022 9:40	0:05	AWE	0.08966	18.30000	Oversupply
5/25/2022 9:46	0:03	AWE	0.01859	19.00000	Oversupply
5/25/2022 9:50	0:04	AWE	0.09860	17.60000	Oversupply
5/25/2022 9:57	0:44	AWE	3.44469	19.20000	Oversupply
5/25/2022 10:42	4:17	AWE	30.38080	20.40000	Oversupply
5/25/2022 11:26	0:01	5A	Data is not available	Data is not available	Oversupply
5/25/2022 11:26	0:01	MS	Data is not available	Data is not available	Oversupply
5/25/2022 11:28	0:03	5A	Data is not available	Data is not available	Oversupply
5/25/2022 11:28	0:03	MS	Data is not available	Data is not available	Oversupply
5/25/2022 11:52	0:06	5A	Data is not available	Data is not available	Oversupply
5/25/2022 11:52	0:06	MS	Data is not available	Data is not available	Oversupply
5/25/2022 11:53	0:01	KWP	0.00267	7.28000	Oversupply
5/25/2022 11:57	0:01	KWP	0.00267	6.48000	Oversupply
5/25/2022 12:00	0:07	5A	Data is not available	Data is not available	Oversupply
5/25/2022 12:00	0:07	MS	Data is not available	Data is not available	Oversupply
5/25/2022 12:02	0:01	KWP	0.00267	5.84000	Oversupply
5/25/2022 12:08	0:15	5A	Data is not available	Data is not available	Oversupply
5/25/2022 12:08	0:15	MS	Data is not available	Data is not available	Oversupply
5/25/2022 12:24	0:01	5A	Data is not available	Data is not available	Oversupply
5/25/2022 12:24	0:01	MS	Data is not available	Data is not available	Oversupply
5/25/2022 12:36	0:02	5A	Data is not available	Data is not available	Oversupply
5/25/2022 12:36	0:02	MS	Data is not available	Data is not available	Oversupply
5/25/2022 12:39	0:04	5A	Data is not available	Data is not available	Oversupply
5/25/2022 12:39	0:04	MS	Data is not available	Data is not available	Oversupply
5/25/2022 12:41	0:01	KWP	0.00533	7.92000	Oversupply
5/25/2022 12:43	0:01	KWP	0.00226	5.04000	Oversupply
5/25/2022 12:44	0:07	5A	Data is not available	Data is not available	Oversupply
5/25/2022 12:44	0:07	MS	Data is not available	Data is not available	Oversupply
5/25/2022 12:59	0:02	5A	Data is not available	Data is not available	Oversupply
5/25/2022 12:59	0:02	MS	Data is not available	Data is not available	Oversupply
5/25/2022 13:03	0:01	5A	Data is not available	Data is not available	Oversupply
5/25/2022 13:03	0:01	MS	Data is not available	Data is not available	Oversupply
5/25/2022 15:02	0:01	AWE	0.00406	19.70000	Oversupply
5/25/2022 15:16	0:01	AWE	0.00168	18.30000	Oversupply
5/25/2022 16:01	0:02	SSA3	0.01699	0.01600	Oversupply
5/25/2022 16:03	0:02	SSA3	0.01671	0.44600	Oversupply
5/25/2022 16:03	0:02	SSA2	0.02937	0.21300	Oversupply
5/25/2022 16:05	0:02	SSA3	0.01685	1.63200	Oversupply
5/25/2022 16:05	0:02	SSA2	0.02962	1.34100	Oversupply
5/25/2022 16:17	0:02	SSA3	0.02354	1.50500	Oversupply
5/25/2022 16:17	0:02	SSA2	0.02571	1.60300	Oversupply
5/25/2022 16:19	0:02	SSA3	0.02354	0.75500	Oversupply
5/25/2022 16:19	0:02	SSA2	0.02571	1.48500	Oversupply
5/25/2022 16:21	0:01	BS250	Data is not available	Data is not available	Oversupply
5/25/2022 16:21	0:02	SSA3	0.02334	0.29600	Oversupply
5/25/2022 16:21	0:02	SSA2	0.02571	0.14000	Oversupply
5/25/2022 16:23	0:02	SSA3	0.02373	0.50300	Oversupply
5/25/2022 16:23	0:02	SSA2	0.02550	1.06500	Oversupply
5/25/2022 16:25	0:02	SSA3	0.02334	0.49300	Oversupply
5/25/2022 16:25	0:02	SSA2	0.02571	0.91100	Oversupply
5/25/2022 16:35	0:02	SSA3	0.00531	1.28700	Oversupply
5/25/2022 16:35	0:02	SSA2	0.01253	1.45000	Oversupply
5/25/2022 18:12	0:10	SSA2	0.04604	0.16800	Oversupply
5/25/2022 18:12	0:10	SSA3	0.03093	0.17000	Oversupply
5/25/2022 18:13	0:08	BS250	Data is not available	Data is not available	Oversupply
5/25/2022 18:14	0:03	KWPII	0.03485	18.58792	Oversupply
5/25/2022 18:18	0:01	KWPII	0.00189	16.03016	Oversupply
5/25/2022 18:20	0:02	KWPII	0.01973	15.03120	Oversupply
5/25/2022 18:22	0:02	SSA2	0.00882	0.14700	Oversupply
5/25/2022 18:54	0:09	BS250	Data is not available	Data is not available	Oversupply
5/25/2022 18:58	0:31	KWPII	1.39066	20.29442	Oversupply
5/25/2022 20:30	0:08	KWPII	0.09507	20.35130	Oversupply
5/25/2022 20:39	0:02	KWPII	0.00498	20.18863	Oversupply
5/25/2022 20:47	0:33	KWPII	2.97197	20.95107	Oversupply
5/25/2022 22:37	3:25	KWPII	23.08090	20.80138	Oversupply
5/26/2022 2:16	0:01	KWPII	0.00063	19.84334	Oversupply
5/26/2022 2:27	1:02	KWPII	3.70964	19.42220	Oversupply
5/26/2022 3:31	1:12	KWPII	3.80979	17.94324	Oversupply
5/26/2022 4:44	0:01	KWPII	0.00406	12.23194	Oversupply
5/26/2022 5:38	2:27	KWPII	12.06908	18.79349	Oversupply



Maui Curtailment Report

May 2022

Start Date and Time	Duration (minutes)	IPP Curtailed	Estimated Curtailed MWH	Peak MW Curtailed	Reasons for Curtailment
5/26/2022 5:44	2:20	BS250	Data is not available	Data is not available	Oversupply
5/26/2022 5:59	2:06	SSA3	0.99353	0.02400	Oversupply
5/26/2022 6:00	2:05	SSA2	0.75728	0.02100	Oversupply
5/26/2022 6:27	6:02	17-2	0.56189	0.11600	Facility Requested
5/26/2022 8:05	0:02	SSA3	0.01564	0.69900	Oversupply
5/26/2022 8:05	0:02	SSA2	0.02394	0.38800	Oversupply
5/26/2022 8:07	0:02	SSA3	0.01564	0.63000	Oversupply
5/26/2022 8:07	0:02	SSA2	0.02414	0.44500	Oversupply
5/26/2022 8:13	0:02	SSA3	0.01829	0.88400	Oversupply
5/26/2022 8:17	0:49	BS250	Data is not available	Data is not available	Oversupply
5/26/2022 8:17	4:02	SSA3	9.67000	0.01200	Oversupply
5/26/2022 8:17	4:03	SSA2	8.43389	0.02500	Oversupply
5/26/2022 8:18	4:09	KWPPI	42.68757	20.71755	Oversupply
5/26/2022 9:07	3:19	BS250	Data is not available	Data is not available	Oversupply
5/26/2022 9:59	2:00	AWE	16.76908	20.50000	Oversupply
5/26/2022 12:11	0:01	AWE	0.00524	21.00000	Oversupply
5/26/2022 12:19	0:08	SSA3	0.22270	0.15500	Oversupply
5/26/2022 12:20	0:06	SSA2	0.22826	0.05500	Oversupply
5/26/2022 12:27	0:02	SSA2	0.07693	0.88700	Oversupply
5/26/2022 12:27	0:02	SSA3	0.05625	1.54000	Oversupply
5/26/2022 13:14	0:02	SSA3	0.06090	2.13900	Oversupply
5/26/2022 13:15	1:43	17-2	0.19842	0.11600	Oversupply
5/26/2022 13:15	0:02	SSA2	0.07700	0.35800	Oversupply
5/26/2022 13:16	0:02	SSA3	0.04841	0.97200	Oversupply
5/26/2022 13:17	0:02	SSA2	0.07828	2.33000	Oversupply
5/26/2022 13:18	0:02	SSA3	0.04921	1.09400	Oversupply
5/26/2022 13:19	0:02	SSA2	0.07700	1.98500	Oversupply
5/26/2022 13:20	0:02	SSA3	0.04841	0.41600	Oversupply
5/26/2022 13:21	0:03	BS250	Data is not available	Data is not available	Oversupply
5/26/2022 13:21	0:02	SSA2	0.07764	0.05200	Oversupply
5/26/2022 13:22	0:02	KWPPI	0.01985	7.09746	Oversupply
5/26/2022 13:22	0:02	SSA3	0.04881	0.00200	Oversupply
5/26/2022 13:23	0:02	SSA2	0.07700	0.00200	Oversupply
5/26/2022 13:24	0:02	SSA3	0.04921	0.27600	Oversupply
5/26/2022 13:25	0:14	BS250	Data is not available	Data is not available	Oversupply
5/26/2022 13:25	0:14	SSA2	0.54853	0.00600	Oversupply
5/26/2022 13:26	0:14	KWPPI	0.30570	7.70222	Oversupply
5/26/2022 13:26	0:02	SSA3	0.04881	0.01000	Oversupply
5/26/2022 13:28	0:02	SSA3	0.04811	0.03900	Oversupply
5/26/2022 13:30	0:10	SSA3	0.24022	0.00600	Oversupply
5/26/2022 13:39	0:04	SSA2	0.15797	0.17800	Oversupply
5/26/2022 13:40	0:02	SSA3	0.04812	1.35200	Oversupply
5/26/2022 13:42	0:02	SSA3	0.04773	1.16800	Oversupply
5/26/2022 13:43	0:02	SSA2	0.07454	0.49900	Oversupply
5/26/2022 13:44	0:02	SSA3	0.04184	1.24700	Oversupply
5/26/2022 13:45	0:02	SSA2	0.06420	1.95100	Oversupply
5/26/2022 13:48	0:02	SSA3	0.03534	1.52600	Oversupply
5/26/2022 13:49	0:02	SSA2	0.06420	0.41500	Oversupply
5/26/2022 13:50	0:02	SSA3	0.03563	0.01600	Oversupply
5/26/2022 13:51	0:02	SSA2	0.06420	0.03900	Oversupply
5/26/2022 13:52	0:02	SSA3	0.03476	0.78800	Oversupply
5/26/2022 13:53	0:02	SSA2	0.06420	1.59400	Oversupply
5/26/2022 13:54	0:02	SSA3	0.03505	0.81400	Oversupply
5/26/2022 13:55	0:02	SSA2	0.06420	1.17800	Oversupply
5/26/2022 13:56	0:02	SSA3	0.03563	0.18700	Oversupply
5/26/2022 13:57	0:01	BS250	Data is not available	Data is not available	Oversupply
5/26/2022 13:57	0:14	SSA2	0.62351	0.02600	Oversupply
5/26/2022 13:58	0:01	KWPPI	0.01485	7.66929	Oversupply
5/26/2022 13:58	0:02	SSA3	0.04534	0.42400	Oversupply
5/26/2022 14:00	0:01	BS250	Data is not available	Data is not available	Oversupply
5/26/2022 14:00	0:01	KWPPI	0.00526	5.24426	Oversupply
5/26/2022 14:01	0:02	SSA3	0.06867	0.14500	Oversupply
5/26/2022 14:02	0:03	BS250	Data is not available	Data is not available	Oversupply
5/26/2022 14:03	0:02	SSA3	0.06980	0.05000	Oversupply
5/26/2022 14:04	0:01	KWPPI	0.01329	5.83804	Oversupply
5/26/2022 14:05	0:02	SSA3	0.06811	0.13600	Oversupply
5/26/2022 14:06	0:05	BS250	Data is not available	Data is not available	Oversupply
5/26/2022 14:07	0:04	KWPPI	0.09372	9.03150	Oversupply
5/26/2022 14:07	0:04	SSA3	0.13565	0.00100	Oversupply
5/26/2022 14:11	0:02	SSA3	0.06980	0.17000	Oversupply
5/26/2022 14:11	0:02	SSA2	0.09300	0.28300	Oversupply
5/26/2022 14:13	0:02	SSA3	0.06781	0.25900	Oversupply
5/26/2022 14:13	0:02	SSA2	0.09566	0.05200	Oversupply



Maui Curtailment Report

May 2022

Start Date and Time	Duration (minutes)	IPP Curtailed	Estimated Curtailed MWH	Peak MW Curtailed	Reasons for Curtailment
5/26/2022 14:14	0:01	BS250	Data is not available	Data is not available	Oversupply
5/26/2022 14:15	0:02	SSA3	0.06383	0.21000	Oversupply
5/26/2022 14:15	0:24	SSA2	1.05597	0.01800	Oversupply
5/26/2022 14:16	0:20	BS250	Data is not available	Data is not available	Oversupply
5/26/2022 14:16	0:01	KWP11	0.00768	8.88879	Oversupply
5/26/2022 14:17	0:24	SSA3	0.77724	0.00300	Oversupply
5/26/2022 14:18	0:20	KWP11	1.39094	8.54749	Oversupply
5/26/2022 14:26	0:01	AWE	0.00105	20.90000	Oversupply
5/26/2022 14:39	0:02	BS250	Data is not available	Data is not available	Oversupply
5/26/2022 14:40	0:02	SSA2	0.07630	0.01000	Oversupply
5/26/2022 14:40	0:01	KWP11	0.00259	4.83010	Oversupply
5/26/2022 14:41	0:02	SSA3	0.06937	0.82200	Oversupply
5/26/2022 14:42	0:02	SSA2	0.07567	1.20100	Oversupply
5/26/2022 14:43	0:02	SSA3	0.06289	2.17100	Oversupply
5/26/2022 14:44	0:02	SSA2	0.06183	2.12900	Oversupply
5/26/2022 14:45	0:02	SSA3	0.04218	2.12000	Oversupply
5/26/2022 14:46	0:02	SSA2	0.04559	2.13900	Oversupply
5/26/2022 14:47	0:02	SSA3	0.04183	1.60700	Oversupply
5/26/2022 14:48	0:02	SSA2	0.04521	2.13200	Oversupply
5/26/2022 14:49	0:02	SSA3	0.04252	1.11800	Oversupply
5/26/2022 14:50	0:02	SSA2	0.04559	1.02200	Oversupply
5/26/2022 14:51	0:02	SSA3	0.04183	1.08600	Oversupply
5/26/2022 14:52	0:02	SSA2	0.04559	0.57100	Oversupply
5/26/2022 14:53	0:02	SSA3	0.04218	0.30400	Oversupply
5/26/2022 14:54	0:02	SSA2	0.04521	0.12500	Oversupply
5/26/2022 14:55	0:02	SSA3	0.04218	0.93800	Oversupply
5/26/2022 14:56	0:02	SSA2	0.04559	1.99300	Oversupply
5/26/2022 15:00	0:02	SSA2	0.02305	2.07900	Oversupply
5/26/2022 15:01	0:01	17-2	0.00193	0.11600	Oversupply
5/26/2022 15:30	0:02	17-2	0.00387	0.11600	Oversupply
5/26/2022 15:30	0:02	SSA3	0.01114	2.28300	Oversupply
5/26/2022 15:30	0:02	SSA2	0.02125	1.92900	Oversupply
5/26/2022 15:36	0:02	SSA2	0.02108	1.88900	Oversupply
5/26/2022 15:37	0:17	17-2	0.03156	0.11600	Oversupply
5/26/2022 15:38	0:02	SSA3	0.01123	1.92300	Oversupply
5/26/2022 15:38	0:02	SSA2	0.02125	1.87800	Oversupply
5/26/2022 15:40	0:02	SSA3	0.01133	2.13700	Oversupply
5/26/2022 15:40	0:02	SSA2	0.02125	1.85700	Oversupply
5/26/2022 15:42	0:02	SSA3	0.01123	1.83400	Oversupply
5/26/2022 15:42	0:02	SSA2	0.02108	1.64400	Oversupply
5/26/2022 15:44	0:02	SSA3	0.01637	1.68100	Oversupply
5/26/2022 15:44	0:02	SSA2	0.02332	1.32200	Oversupply
5/26/2022 15:48	0:02	SSA2	0.01893	1.81300	Oversupply
5/26/2022 15:50	0:02	SSA3	0.01428	2.03400	Oversupply
5/26/2022 15:50	0:02	SSA2	0.01893	1.79700	Oversupply
5/26/2022 15:52	0:02	SSA3	0.01416	1.85000	Oversupply
5/26/2022 15:52	0:02	SSA2	0.01877	1.68800	Oversupply
5/26/2022 15:54	0:02	SSA3	0.01428	1.85200	Oversupply
5/26/2022 15:54	0:02	SSA2	0.01908	1.77200	Oversupply
5/26/2022 15:55	0:05	17-2	0.00967	0.11600	Oversupply
5/26/2022 15:56	0:02	SSA3	0.01428	1.40200	Oversupply
5/26/2022 15:56	0:02	SSA2	0.01877	1.76000	Oversupply
5/26/2022 15:58	0:02	SSA3	0.01338	1.58900	Oversupply
5/26/2022 15:58	0:02	SSA2	0.01997	1.73800	Oversupply
5/26/2022 23:19	4:44	KWP11	34.88411	16.52514	Oversupply
5/27/2022 0:02	0:10	AWE	0.27567	20.70000	Oversupply
5/27/2022 0:14	0:03	AWE	0.05152	19.10000	Oversupply
5/27/2022 0:18	0:04	AWE	0.10992	18.10000	Oversupply
5/27/2022 0:23	0:10	AWE	0.19369	17.90000	Oversupply
5/27/2022 1:10	0:03	AWE	0.01347	18.40000	Oversupply
5/27/2022 2:40	0:08	AWE	0.32413	19.80000	Oversupply
5/27/2022 2:50	0:01	AWE	0.00940	18.50000	Oversupply
5/27/2022 2:52	0:01	AWE	0.00423	18.80000	Oversupply
5/27/2022 2:54	0:01	AWE	0.00410	18.50000	Oversupply
5/27/2022 2:59	0:01	AWE	0.00699	18.20000	Oversupply
5/27/2022 3:33	0:01	AWE	0.00390	17.90000	Oversupply
5/27/2022 3:36	0:01	AWE	0.00353	17.90000	Oversupply
5/27/2022 3:38	0:01	AWE	0.00835	18.90000	Oversupply
5/27/2022 3:41	0:02	AWE	0.00810	21.00000	Oversupply
5/27/2022 4:06	0:01	KWP11	0.00321	9.50053	Oversupply
5/27/2022 4:24	0:12	KWP11	0.45834	9.92167	Oversupply
5/27/2022 4:37	0:02	KWP11	0.00760	9.26801	Oversupply
5/27/2022 7:28	0:06	17-2	0.00903	0.09400	Oversupply



Maui Curtailment Report

May 2022

Start Date and Time	Duration (minutes)	IPP Curtailed	Estimated Curtailed MWH	Peak MW Curtailed	Reasons for Curtailment
5/27/2022 7:28	0:02	SSA3	0.00986	0.70300	Oversupply
5/27/2022 7:28	0:02	SSA2	0.00995	0.23400	Oversupply
5/27/2022 7:29	0:01	BS250	Data is not available	Data is not available	Oversupply
5/27/2022 7:30	0:01	KWP1I	0.00451	10.73501	Oversupply
5/27/2022 7:30	0:02	SSA3	0.02521	0.01900	Oversupply
5/27/2022 7:30	0:02	SSA2	0.01325	0.13400	Oversupply
5/27/2022 7:31	0:02	BS250	Data is not available	Data is not available	Oversupply
5/27/2022 7:32	0:02	SSA3	0.02500	0.10000	Oversupply
5/27/2022 7:32	0:02	SSA2	0.01336	0.00800	Oversupply
5/27/2022 7:34	0:02	SSA3	0.02521	0.73900	Oversupply
5/27/2022 7:34	0:02	SSA2	0.01336	0.29600	Oversupply
5/27/2022 7:35	0:11	17-2	0.02143	0.13100	Oversupply
5/27/2022 7:36	0:10	BS250	Data is not available	Data is not available	Oversupply
5/27/2022 7:36	0:10	SSA3	0.10954	0.00300	Oversupply
5/27/2022 7:36	0:08	SSA2	0.05335	0.00600	Oversupply
5/27/2022 7:37	0:09	KWP1I	0.24591	10.71604	Oversupply
5/27/2022 7:44	0:02	SSA2	0.00993	0.09000	Oversupply
5/27/2022 8:04	0:02	17-2	0.00218	0.30400	Oversupply
5/27/2022 8:04	0:02	SSA3	0.02457	0.35700	Oversupply
5/27/2022 8:04	0:02	SSA2	0.02291	0.72500	Oversupply
5/27/2022 8:06	0:02	SSA3	0.02457	0.49100	Oversupply
5/27/2022 8:06	0:02	SSA2	0.02291	0.39900	Oversupply
5/27/2022 8:07	0:39	17-2	0.22505	0.68900	Oversupply
5/27/2022 8:08	0:02	SSA3	0.02457	0.74600	Oversupply
5/27/2022 8:08	0:02	SSA2	0.02272	0.72000	Oversupply
5/27/2022 8:10	0:02	BS250	Data is not available	Data is not available	Oversupply
5/27/2022 8:10	0:02	SSA3	0.02436	0.31700	Oversupply
5/27/2022 8:10	0:34	SSA2	0.69450	0.18800	Oversupply
5/27/2022 8:12	0:02	SSA3	0.02457	0.14300	Oversupply
5/27/2022 8:13	0:31	BS250	Data is not available	Data is not available	Oversupply
5/27/2022 8:14	0:30	KWP1I	1.81398	13.65203	Oversupply
5/27/2022 8:14	0:30	SSA3	0.71270	-0.00300	Oversupply
5/27/2022 8:50	0:05	17-2	0.02267	0.34300	Oversupply
5/27/2022 8:50	0:02	SSA3	0.01034	1.56300	Oversupply
5/27/2022 8:51	0:02	SSA2	0.01551	0.95600	Oversupply
5/27/2022 8:52	0:02	SSA3	0.01017	0.83700	Oversupply
5/27/2022 8:53	0:02	SSA2	0.01538	0.38700	Oversupply
5/27/2022 9:07	0:01	17-2	0.00163	0.34300	Oversupply
5/27/2022 9:09	0:07	17-2	0.03037	0.34300	Oversupply
5/27/2022 9:11	0:02	SSA3	0.00949	1.38500	Oversupply
5/27/2022 9:11	0:02	SSA2	0.00843	0.53800	Oversupply
5/27/2022 9:13	0:02	SSA3	0.00832	1.80500	Oversupply
5/27/2022 9:13	0:02	SSA2	0.00692	0.77700	Oversupply
5/27/2022 9:17	0:02	17-2	0.00746	0.34300	Oversupply
5/27/2022 10:13	0:02	SSA2	0.02787	1.47400	Oversupply
5/27/2022 10:13	0:02	SSA3	0.00799	2.14000	Oversupply
5/27/2022 10:15	0:02	SSA2	0.00888	1.10500	Oversupply
5/27/2022 10:16	0:02	SSA3	0.01398	2.37100	Oversupply
5/27/2022 10:17	0:02	SSA2	0.00902	0.76500	Oversupply
5/27/2022 10:18	0:02	SSA3	0.01387	2.37000	Oversupply
5/27/2022 10:19	0:02	SSA2	0.00888	0.73700	Oversupply
5/27/2022 11:09	0:02	SSA2	0.01222	0.91900	Oversupply
5/27/2022 11:10	0:04	17-2	0.02287	0.34300	Oversupply
5/27/2022 11:10	0:02	SSA3	0.01967	1.67400	Oversupply
5/27/2022 11:11	0:02	SSA2	0.01243	0.29200	Oversupply
5/27/2022 11:12	0:02	SSA3	0.01999	1.29500	Oversupply
5/27/2022 11:54	0:12	17-2	0.06419	0.34300	Oversupply
5/27/2022 11:54	0:02	SSA2	0.02483	1.32400	Oversupply
5/27/2022 11:54	0:02	SSA3	0.03897	2.26900	Oversupply
5/27/2022 11:56	0:02	SSA2	0.02462	1.21000	Oversupply
5/27/2022 11:56	0:02	SSA3	0.03833	0.49500	Oversupply
5/27/2022 11:57	0:04	BS250	Data is not available	Data is not available	Oversupply
5/27/2022 11:58	0:02	SSA2	0.02738	0.03100	Oversupply
5/27/2022 11:58	0:02	SSA3	0.04665	-0.00700	Oversupply
5/27/2022 11:59	0:02	KWP1I	0.00761	1.51290	Oversupply
5/27/2022 12:00	0:02	SSA2	0.02940	0.00800	Oversupply
5/27/2022 12:01	0:02	SSA3	0.04616	-0.00500	Oversupply
5/27/2022 12:02	0:01	BS250	Data is not available	Data is not available	Oversupply
5/27/2022 12:02	0:02	SSA2	0.02940	0.00700	Oversupply
5/27/2022 12:03	0:02	SSA3	0.04616	-0.00500	Oversupply
5/27/2022 12:04	0:02	SSA2	0.02915	0.30000	Oversupply
5/27/2022 12:07	0:01	17-2	0.00475	0.34300	Oversupply
5/27/2022 12:10	0:02	SSA2	0.02940	1.09200	Oversupply



Maui Curtailment Report

May 2022

Start Date and Time	Duration (minutes)	IPP Curtailed	Estimated Curtailed MWH	Peak MW Curtailed	Reasons for Curtailment
5/27/2022 12:11	0:09	17-2	0.05145	0.34300	Oversupply
5/27/2022 12:11	0:02	SSA3	0.04616	2.78400	Oversupply
5/27/2022 12:12	0:02	SSA2	0.02915	0.94800	Oversupply
5/27/2022 12:13	0:02	SSA3	0.04725	1.76500	Oversupply
5/27/2022 12:14	0:02	SSA2	0.02337	0.04300	Oversupply
5/27/2022 12:15	0:01	BS250	Data is not available	Data is not available	Oversupply
5/27/2022 12:15	0:02	SSA3	0.02573	0.01600	Oversupply
5/27/2022 12:16	0:02	SSA2	0.03504	0.05200	Oversupply
5/27/2022 12:17	0:02	SSA3	0.02594	-0.00600	Oversupply
5/27/2022 12:18	0:02	SSA2	0.03504	0.87800	Oversupply
5/27/2022 12:24	0:02	SSA2	0.03504	0.89000	Oversupply
5/27/2022 12:25	0:01	17-2	0.00572	0.34300	Oversupply
5/27/2022 12:58	0:01	KWPPI	0.00231	0.13872	Oversupply
5/27/2022 13:51	0:02	17-2	0.00556	0.30500	Oversupply
5/27/2022 13:52	0:02	SSA3	0.00085	0.74100	Oversupply
5/28/2022 5:11	0:02	KWPPI	0.01572	8.24511	Oversupply
5/28/2022 5:14	0:04	KWPPI	0.03620	7.99262	Oversupply
5/28/2022 5:20	0:01	KWPPI	0.00055	8.45368	Oversupply
5/28/2022 5:23	0:10	KWPPI	0.23789	10.13723	Oversupply
5/28/2022 6:54	0:08	BS250	Data is not available	Data is not available	Oversupply
5/28/2022 6:54	0:09	17-2	0.00663	0.14500	Oversupply
5/28/2022 6:54	0:08	SSA2	0.02108	0.12000	Oversupply
5/28/2022 6:55	0:08	SSA3	0.01170	0.10600	Oversupply
5/28/2022 6:56	0:06	KWPPI	0.25847	12.02835	Oversupply
5/28/2022 7:05	0:01	17-2	0.00167	0.15600	Oversupply
5/28/2022 7:36	0:02	SSA2	0.00437	0.28200	Oversupply
5/28/2022 7:37	0:01	17-2	0.00119	0.20500	Oversupply
5/28/2022 7:42	0:02	SSA2	0.00437	0.26500	Oversupply
5/28/2022 7:43	0:01	BS250	Data is not available	Data is not available	Oversupply
5/28/2022 7:43	0:04	17-2	0.01200	0.18100	Oversupply
5/28/2022 7:43	0:02	SSA3	0.00864	0.31700	Oversupply
5/28/2022 7:44	0:02	SSA2	0.00326	0.03500	Oversupply
5/28/2022 7:45	0:02	SSA3	0.00241	0.65600	Oversupply
5/28/2022 8:49	0:01	17-2	0.00080	0.36500	Oversupply
5/28/2022 8:52	0:02	17-2	0.01210	0.36500	Oversupply
5/28/2022 8:52	0:02	SSA3	0.00749	1.49500	Oversupply
5/28/2022 8:54	0:02	SSA3	0.00737	2.00000	Oversupply
5/28/2022 8:55	0:02	17-2	0.01210	0.36500	Oversupply
5/28/2022 8:55	0:02	SSA2	0.01045	0.65700	Oversupply
5/28/2022 8:58	0:03	17-2	0.01324	0.36500	Oversupply
5/28/2022 8:58	0:02	SSA3	0.01057	1.58800	Oversupply
5/28/2022 9:02	0:01	17-2	0.00008	0.36500	Oversupply
5/28/2022 9:48	0:01	KWPPI	0.00042	0.02495	Oversupply
5/28/2022 10:07	0:02	SSA3	0.00236	1.99400	Oversupply
5/28/2022 10:07	0:02	SSA2	0.00670	0.89000	Oversupply
5/28/2022 10:08	0:03	17-2	0.01259	0.36500	Oversupply
5/28/2022 10:09	0:02	SSA3	0.00234	1.40300	Oversupply
5/28/2022 10:25	0:02	SSA3	0.02636	1.94600	Oversupply
5/28/2022 10:25	0:02	SSA2	0.01668	0.93500	Oversupply
5/28/2022 10:26	0:38	17-2	0.23117	0.36500	Oversupply
5/28/2022 10:27	0:02	SSA3	0.02615	1.36400	Oversupply
5/28/2022 10:27	0:02	SSA2	0.01682	0.38400	Oversupply
5/28/2022 10:29	0:33	BS250	Data is not available	Data is not available	Oversupply
5/28/2022 10:29	0:32	SSA3	0.78278	0.10400	Oversupply
5/28/2022 10:29	0:02	SSA2	0.03568	0.03800	Oversupply
5/28/2022 10:31	0:31	KWPPI	0.90639	4.05369	Oversupply
5/28/2022 10:31	0:30	SSA2	1.22881	-0.00200	Oversupply
5/28/2022 10:32	0:18	AWE	0.48398	19.10000	Oversupply
5/28/2022 10:51	0:01	AWE	0.00207	17.00000	Oversupply
5/28/2022 10:57	0:04	AWE	0.04847	20.40000	Oversupply
5/28/2022 11:01	0:02	SSA3	0.03365	0.01500	Oversupply
5/28/2022 11:01	0:02	SSA2	0.02094	0.02600	Oversupply
5/28/2022 11:11	1:35	17-2	0.57301	0.36500	Oversupply
5/28/2022 11:11	0:02	SSA3	0.03365	2.36200	Oversupply
5/28/2022 11:11	0:02	SSA2	0.02094	1.15100	Oversupply
5/28/2022 11:13	0:02	SSA3	0.04336	0.66900	Oversupply
5/28/2022 11:13	0:02	SSA2	0.02944	0.10700	Oversupply
5/28/2022 11:15	0:09	BS250	Data is not available	Data is not available	Oversupply
5/28/2022 11:15	0:10	SSA3	0.44491	0.02100	Oversupply
5/28/2022 11:15	0:10	SSA2	0.17090	0.01700	Oversupply
5/28/2022 11:16	0:07	AWE	0.09202	21.00000	Oversupply
5/28/2022 11:21	0:03	KWPPI	0.02210	2.09471	Oversupply
5/28/2022 11:25	0:02	SSA2	0.03429	0.09800	Oversupply



Maui Curtailment Report

May 2022

Start Date and Time	Duration (minutes)	IPP Curtailed	Estimated Curtailed MWH	Peak MW Curtailed	Reasons for Curtailment
5/28/2022 11:25	0:02	SSA3	0.08913	0.54300	Oversupply
5/28/2022 11:27	0:02	SSA2	0.03401	0.14200	Oversupply
5/28/2022 11:27	0:02	SSA3	0.08840	0.88400	Oversupply
5/28/2022 11:29	0:02	SSA2	0.02028	0.01900	Oversupply
5/28/2022 11:29	0:04	SSA3	0.11233	0.29700	Oversupply
5/28/2022 11:31	0:03	KWPPI	0.02124	3.59264	Oversupply
5/28/2022 11:31	0:02	SSA2	0.02303	0.00700	Oversupply
5/28/2022 11:32	0:02	BS250	Data is not available	Data is not available	Oversupply
5/28/2022 11:33	0:02	SSA2	0.02322	0.00500	Oversupply
5/28/2022 11:33	0:02	SSA3	0.05613	0.19400	Oversupply
5/28/2022 11:35	0:02	SSA2	0.02322	0.40900	Oversupply
5/28/2022 11:36	0:02	SSA3	0.05613	1.04800	Oversupply
5/28/2022 11:37	0:02	SSA2	0.02303	0.46700	Oversupply
5/28/2022 11:38	0:02	SSA3	0.05567	1.07100	Oversupply
5/28/2022 11:39	0:02	SSA2	0.02322	1.03500	Oversupply
5/28/2022 11:40	0:02	SSA3	0.05659	1.99500	Oversupply
5/28/2022 11:42	0:02	SSA2	0.02303	1.00600	Oversupply
5/28/2022 11:42	0:02	SSA3	0.05613	2.55000	Oversupply
5/28/2022 11:44	0:02	SSA2	0.03203	0.96300	Oversupply
5/28/2022 11:44	0:02	SSA3	0.07707	1.80100	Oversupply
5/28/2022 11:46	0:02	SSA2	0.03836	0.35000	Oversupply
5/28/2022 11:46	0:02	SSA3	0.07098	0.73200	Oversupply
5/28/2022 11:47	0:15	BS250	Data is not available	Data is not available	Oversupply
5/28/2022 11:48	0:14	KWPPI	0.67792	5.81908	Oversupply
5/28/2022 11:48	0:14	SSA2	0.28339	0.00100	Oversupply
5/28/2022 11:48	0:14	SSA3	0.52016	0.00100	Oversupply
5/28/2022 11:51	0:04	AWE	0.06407	20.80000	Oversupply
5/28/2022 12:02	0:02	SSA2	0.05393	0.00200	Oversupply
5/28/2022 12:02	0:02	SSA3	0.08635	0.17500	Oversupply
5/28/2022 12:03	0:01	KWPPI	0.00106	3.72237	Oversupply
5/28/2022 12:04	0:02	SSA2	0.05393	0.00500	Oversupply
5/28/2022 12:04	0:02	SSA3	0.08635	0.14200	Oversupply
5/28/2022 12:05	0:34	BS250	Data is not available	Data is not available	Oversupply
5/28/2022 12:06	0:34	KWPPI	3.76670	12.38463	Oversupply
5/28/2022 12:06	0:34	SSA2	0.56746	0.00700	Oversupply
5/28/2022 12:06	0:38	SSA3	1.35837	-0.00200	Oversupply
5/28/2022 12:13	0:14	AWE	0.40450	19.60000	Oversupply
5/28/2022 12:29	0:01	AWE	0.01729	19.20000	Oversupply
5/28/2022 12:40	0:04	BS250	Data is not available	Data is not available	Oversupply
5/28/2022 12:40	0:04	SSA2	0.04874	0.04400	Oversupply
5/28/2022 12:41	0:03	KWPPI	0.14238	10.59529	Oversupply
5/28/2022 12:44	0:02	SSA2	0.00908	0.36800	Oversupply
5/28/2022 12:44	0:02	SSA3	0.00872	0.58400	Oversupply
5/28/2022 13:03	0:09	17-2	0.05234	0.36500	Oversupply
5/28/2022 13:04	0:02	SSA2	0.00995	0.51100	Oversupply
5/28/2022 13:04	0:02	SSA3	0.02924	1.74700	Oversupply
5/28/2022 13:06	0:02	SSA2	0.00987	0.72600	Oversupply
5/28/2022 13:06	0:02	SSA3	0.02900	1.25000	Oversupply
5/28/2022 13:08	0:02	SSA2	0.00995	0.41300	Oversupply
5/28/2022 13:08	0:02	SSA3	0.02924	1.49900	Oversupply
5/28/2022 13:10	0:02	SSA2	0.00995	0.91000	Oversupply
5/28/2022 13:13	0:01	17-2	0.00569	0.36500	Oversupply
5/28/2022 14:12	0:02	SSA2	0.00731	0.84300	Oversupply
5/28/2022 14:13	0:01	17-2	0.00163	0.36500	Oversupply
5/28/2022 14:14	0:02	SSA2	0.00725	0.83800	Oversupply
5/28/2022 14:15	0:01	17-2	0.00608	0.36500	Oversupply
5/28/2022 14:17	0:02	SSA3	0.00342	1.06000	Oversupply
5/28/2022 14:18	0:02	SSA2	0.00931	0.86300	Oversupply
5/28/2022 14:19	0:05	17-2	0.03042	0.36500	Oversupply
5/28/2022 14:19	0:02	SSA3	0.00342	1.00000	Oversupply
5/28/2022 14:20	0:02	SSA2	0.00923	0.79200	Oversupply
5/28/2022 14:21	0:02	SSA3	0.00342	0.46900	Oversupply
5/28/2022 16:58	0:01	KWPPI	0.00118	0.07085	Oversupply
5/29/2022 10:30	0:02	SSA2	0.02653	0.67300	Oversupply
5/29/2022 10:31	0:02	SSA3	0.02964	1.07900	Oversupply
5/29/2022 10:32	0:02	SSA2	0.02675	0.37900	Oversupply
5/29/2022 10:33	0:02	SSA3	0.02964	0.53300	Oversupply
5/29/2022 10:34	0:02	SSA2	0.02697	0.34700	Oversupply
5/29/2022 10:35	0:02	SSA3	0.02964	1.09600	Oversupply
5/29/2022 10:36	0:02	SSA2	0.02653	0.68600	Oversupply
5/29/2022 10:37	0:02	SSA3	0.02939	0.76600	Oversupply
5/29/2022 10:38	0:02	SSA2	0.02675	0.37400	Oversupply
5/29/2022 10:39	0:02	SSA3	0.02939	1.30700	Oversupply



Maui Curtailment Report

May 2022

Start Date and Time	Duration (minutes)	IPP Curtailed	Estimated Curtailed MWH	Peak MW Curtailed	Reasons for Curtailment
5/29/2022 10:40	0:02	SSA2	0.02675	0.56600	Oversupply
5/29/2022 10:47	0:02	SSA3	0.04449	0.95500	Oversupply
5/29/2022 10:48	0:01	KWP11	0.00022	0.01297	Oversupply
5/29/2022 10:48	0:02	SSA2	0.01723	0.52500	Oversupply
5/29/2022 10:49	0:02	SSA3	0.04412	0.67500	Oversupply
5/29/2022 10:50	0:02	SSA2	0.01737	0.37900	Oversupply
5/29/2022 10:51	0:02	SSA3	0.04376	1.68100	Oversupply
5/29/2022 10:52	0:02	SSA2	0.01737	0.44400	Oversupply
5/29/2022 10:53	0:02	SSA3	0.04412	1.02500	Oversupply
5/29/2022 10:54	0:02	SSA2	0.01723	0.35600	Oversupply
5/29/2022 10:55	0:02	SSA3	0.04376	0.76400	Oversupply
5/29/2022 10:56	0:02	SSA2	0.01737	0.06500	Oversupply
5/29/2022 10:57	0:02	SSA3	0.04412	0.10300	Oversupply
5/29/2022 10:58	0:02	SSA2	0.01837	0.00100	Oversupply
5/29/2022 10:59	0:02	SSA3	0.04816	0.37300	Oversupply
5/29/2022 11:00	0:02	SSA2	0.02698	0.05200	Oversupply
5/29/2022 11:01	0:02	SSA3	0.07157	0.05200	Oversupply
5/29/2022 11:02	0:02	SSA2	0.02720	0.00100	Oversupply
5/29/2022 11:03	0:02	SSA3	0.07157	0.74500	Oversupply
5/29/2022 11:04	0:02	SSA2	0.02720	0.22100	Oversupply
5/29/2022 11:05	0:02	SSA3	0.07216	0.93200	Oversupply
5/29/2022 11:06	0:02	SSA2	0.02698	0.33600	Oversupply
5/29/2022 11:07	0:02	SSA3	0.07157	0.64600	Oversupply
5/29/2022 11:08	0:02	SSA2	0.02720	0.33800	Oversupply
5/29/2022 11:09	0:02	SSA3	0.07216	0.70700	Oversupply
5/29/2022 11:10	0:02	SSA2	0.02720	0.27600	Oversupply
5/29/2022 11:11	0:02	SSA3	0.07157	0.93800	Oversupply
5/29/2022 11:12	0:02	SSA2	0.02698	0.36300	Oversupply
5/29/2022 11:13	0:02	SSA3	0.07307	0.04600	Oversupply
5/29/2022 11:14	0:09	BS250	Data is not available	Data is not available	Oversupply
5/29/2022 11:14	0:02	SSA2	0.02720	0.03900	Oversupply
5/29/2022 11:15	0:02	SSA3	0.04013	-0.00500	Oversupply
5/29/2022 11:16	0:07	KWP11	0.02691	0.55786	Oversupply
5/29/2022 11:16	0:02	SSA2	0.03646	0.00300	Oversupply
5/29/2022 11:17	0:06	SSA3	0.11974	-0.00400	Oversupply
5/29/2022 11:18	0:04	AWE	0.06921	12.40000	Oversupply
5/29/2022 11:18	0:04	SSA2	0.07262	0.00300	Oversupply
5/29/2022 11:22	0:02	SSA2	0.03646	0.04900	Oversupply
5/29/2022 11:24	0:02	SSA2	0.03616	0.51900	Oversupply
5/29/2022 11:27	0:02	SSA3	0.03980	0.96300	Oversupply
5/29/2022 11:28	0:02	SSA2	0.03833	0.52300	Oversupply
5/29/2022 11:29	0:18	SSA3	0.71984	0.01000	Oversupply
5/29/2022 11:30	0:18	BS250	Data is not available	Data is not available	Oversupply
5/29/2022 11:30	0:31	KWP11	0.18967	0.92610	Oversupply
5/29/2022 11:30	0:18	SSA2	0.47555	0.00800	Oversupply
5/29/2022 11:32	0:08	AWE	0.19093	16.00000	Oversupply
5/29/2022 11:44	0:02	AWE	0.00860	16.20000	Oversupply
5/29/2022 11:47	0:04	AWE	0.01534	14.00000	Oversupply
5/29/2022 11:48	0:12	SSA3	0.57588	0.11300	Oversupply
5/29/2022 11:48	0:12	SSA2	0.28559	0.00500	Oversupply
5/29/2022 11:49	0:03	BS250	Data is not available	Data is not available	Oversupply
5/29/2022 11:53	0:07	BS250	Data is not available	Data is not available	Oversupply
5/29/2022 11:56	0:03	AWE	0.02081	14.00000	Oversupply
5/29/2022 12:00	0:02	SSA3	0.04263	-0.00500	Oversupply
5/29/2022 12:00	0:02	SSA2	0.02159	0.41300	Oversupply
5/29/2022 12:54	0:02	SSA3	0.02441	2.38800	Oversupply
5/29/2022 12:55	0:02	SSA2	0.02503	1.04500	Oversupply
5/29/2022 12:56	0:02	SSA3	0.02441	0.60400	Oversupply
5/29/2022 12:57	0:02	SSA2	0.02503	0.75800	Oversupply
5/29/2022 12:58	0:02	SSA3	0.02968	0.88100	Oversupply
5/29/2022 12:59	0:02	SSA2	0.02631	0.59000	Oversupply
5/29/2022 13:00	0:02	SSA3	0.01690	1.12000	Oversupply
5/29/2022 13:01	0:02	SSA2	0.02455	0.40200	Oversupply
5/29/2022 13:02	0:02	SSA3	0.01690	1.00000	Oversupply
5/29/2022 13:03	0:02	SSA2	0.02455	0.57800	Oversupply
5/29/2022 13:05	0:02	SSA3	0.01676	1.74000	Oversupply
5/29/2022 13:15	0:02	SSA3	0.08409	1.54500	Oversupply
5/29/2022 13:15	0:02	SSA2	0.03668	0.39700	Oversupply
5/29/2022 13:17	0:02	SSA3	0.08409	0.88700	Oversupply
5/29/2022 13:17	0:02	SSA2	0.03699	0.10000	Oversupply
5/29/2022 13:19	0:02	SSA3	0.08409	0.34100	Oversupply
5/29/2022 13:19	0:02	SSA2	0.03699	0.03500	Oversupply
5/29/2022 13:21	0:07	BS250	Data is not available	Data is not available	Oversupply



Maui Curtailment Report

May 2022

Start Date and Time	Duration (minutes)	IPP Curtailed	Estimated Curtailed MWH	Peak MW Curtailed	Reasons for Curtailment
5/29/2022 13:21	0:07	KWP11	0.04359	0.70855	Oversupply
5/29/2022 13:21	0:06	SSA2	0.11035	0.01500	Oversupply
5/29/2022 13:21	0:06	SSA3	0.25158	0.01900	Oversupply
5/29/2022 13:23	0:01	AWE	0.00704	13.30000	Oversupply
5/29/2022 13:25	0:02	AWE	0.01210	13.50000	Oversupply
5/29/2022 13:27	0:02	SSA2	0.03699	0.00100	Oversupply
5/29/2022 13:27	0:02	SSA3	0.08271	0.43400	Oversupply
5/29/2022 13:29	0:02	SSA2	0.03959	0.13100	Oversupply
5/29/2022 13:29	0:02	SSA3	0.09138	0.69700	Oversupply
5/29/2022 13:31	0:02	SSA2	0.03812	0.06900	Oversupply
5/29/2022 13:31	0:02	SSA3	0.09512	0.29800	Oversupply
5/29/2022 13:33	0:13	BS250	Data is not available	Data is not available	Oversupply
5/29/2022 13:33	0:14	KWP11	0.08977	0.97899	Oversupply
5/29/2022 13:33	0:14	SSA2	0.25186	0.00200	Oversupply
5/29/2022 13:33	0:20	SSA3	0.92342	-0.00400	Oversupply
5/29/2022 13:34	0:04	AWE	0.03353	14.90000	Oversupply
5/29/2022 13:40	0:02	AWE	0.00858	12.20000	Oversupply
5/29/2022 13:43	0:02	AWE	0.02075	12.70000	Oversupply
5/29/2022 13:47	0:02	SSA2	0.02198	0.02500	Oversupply
5/29/2022 13:48	0:02	BS250	Data is not available	Data is not available	Oversupply
5/29/2022 13:48	0:02	KWP11	0.01085	0.89317	Oversupply
5/29/2022 13:49	0:02	SSA2	0.02198	0.02100	Oversupply
5/29/2022 13:51	0:02	BS250	Data is not available	Data is not available	Oversupply
5/29/2022 13:51	0:02	KWP11	0.00681	0.95904	Oversupply
5/29/2022 13:51	0:02	SSA2	0.02198	0.03300	Oversupply
5/29/2022 13:53	0:02	SSA2	0.02180	0.19400	Oversupply
5/29/2022 13:53	0:02	SSA3	0.08913	1.23400	Oversupply
5/29/2022 13:55	0:06	SSA2	0.05793	0.02000	Oversupply
5/29/2022 13:55	0:02	SSA3	0.08913	0.01400	Oversupply
5/29/2022 13:56	0:04	BS250	Data is not available	Data is not available	Oversupply
5/29/2022 13:56	0:04	KWP11	0.01891	1.26541	Oversupply
5/29/2022 13:57	0:02	SSA3	0.08840	-0.00500	Oversupply
5/29/2022 13:59	0:02	SSA3	0.04312	-0.00500	Oversupply
5/29/2022 14:01	0:02	SSA2	0.01197	0.14100	Oversupply
5/29/2022 14:01	0:02	SSA3	0.02825	0.14300	Oversupply
5/29/2022 14:03	0:02	SSA2	0.01187	0.09600	Oversupply
5/29/2022 14:03	0:02	SSA3	0.02825	1.02500	Oversupply
5/29/2022 14:05	0:02	SSA2	0.01197	0.32900	Oversupply
5/29/2022 14:15	0:02	SSA2	0.03102	0.53300	Oversupply
5/29/2022 14:17	0:02	SSA2	0.03102	0.60300	Oversupply
5/29/2022 14:17	0:02	SSA3	0.06066	1.17600	Oversupply
5/29/2022 14:19	0:02	SSA2	0.03077	0.21900	Oversupply
5/29/2022 14:19	0:02	SSA3	0.06066	0.84900	Oversupply
5/29/2022 14:21	0:02	SSA2	0.03128	0.46300	Oversupply
5/29/2022 14:21	0:02	SSA3	0.06016	0.72200	Oversupply
5/29/2022 14:23	0:02	SSA2	0.03102	0.64500	Oversupply
5/29/2022 14:24	0:02	SSA3	0.06016	1.25900	Oversupply
5/29/2022 14:25	0:02	SSA2	0.03077	0.42900	Oversupply
5/29/2022 14:26	0:04	SSA3	0.12114	0.97800	Oversupply
5/29/2022 14:27	0:02	SSA2	0.03102	0.34500	Oversupply
5/29/2022 14:29	0:02	SSA2	0.02772	0.52100	Oversupply
5/29/2022 14:30	0:02	SSA3	0.04790	0.62900	Oversupply
5/29/2022 14:31	0:02	SSA2	0.04410	0.58300	Oversupply
5/29/2022 14:32	0:02	SSA3	0.04751	0.87300	Oversupply
5/29/2022 14:33	0:02	SSA2	0.04374	0.29500	Oversupply
5/29/2022 14:34	0:02	SSA3	0.04870	0.04400	Oversupply
5/29/2022 14:35	0:02	SSA2	0.04447	0.67500	Oversupply
5/29/2022 14:36	0:02	SSA3	0.04790	-0.00400	Oversupply
5/29/2022 14:37	0:02	SSA2	0.04374	0.09900	Oversupply
5/29/2022 14:38	0:01	BS250	Data is not available	Data is not available	Oversupply
5/29/2022 14:38	0:02	SSA3	0.04790	-0.00400	Oversupply
5/29/2022 14:39	0:02	SSA2	0.04410	0.76700	Oversupply
5/29/2022 14:40	0:02	SSA3	0.04751	0.28600	Oversupply
5/29/2022 14:41	0:02	SSA2	0.04410	0.71200	Oversupply
5/29/2022 14:42	0:02	SSA3	0.04790	1.51700	Oversupply
5/29/2022 14:43	0:02	SSA2	0.04178	1.17500	Oversupply
5/29/2022 14:44	0:02	SSA3	0.02147	1.85600	Oversupply
5/30/2022 7:45	0:02	SSA2	0.01737	0.25400	Oversupply
5/30/2022 7:46	0:07	17-2	0.02415	0.28700	Oversupply
5/30/2022 7:46	0:02	SSA3	0.01866	0.41900	Oversupply
5/30/2022 7:47	0:04	SSA2	0.03475	0.13200	Oversupply
5/30/2022 7:48	0:04	SSA3	0.03716	0.01300	Oversupply
5/30/2022 7:49	0:02	BS250	Data is not available	Data is not available	Oversupply



Maui Curtailment Report

May 2022

Start Date and Time	Duration (minutes)	IPP Curtailed	Estimated Curtailed MWH	Peak MW Curtailed	Reasons for Curtailment
5/30/2022 7:50	0:02	AWE	0.00512	15.50000	Oversupply
5/30/2022 8:56	0:02	SSA2	0.01445	0.47800	Oversupply
5/30/2022 8:57	0:11	17-2	0.05555	0.30900	Oversupply
5/30/2022 8:57	0:02	SSA3	0.00518	1.70400	Oversupply
5/30/2022 8:58	0:02	SSA2	0.01358	0.60600	Oversupply
5/30/2022 8:59	0:02	SSA3	0.00149	1.60600	Oversupply
5/30/2022 9:02	0:02	SSA2	0.02954	0.74300	Oversupply
5/30/2022 9:04	0:02	SSA2	0.02954	0.66500	Oversupply
5/30/2022 9:05	0:02	SSA3	0.00489	1.66300	Oversupply
5/30/2022 9:06	0:02	SSA2	0.02979	0.86900	Oversupply
5/30/2022 9:14	0:01	17-2	0.00179	0.72600	Oversupply
5/30/2022 9:16	0:58	17-2	0.61392	0.72600	Oversupply
5/30/2022 9:16	0:02	SSA2	0.05079	0.87100	Oversupply
5/30/2022 9:18	0:02	SSA2	0.05079	0.90200	Oversupply
5/30/2022 9:19	0:02	SSA3	0.04694	1.49100	Oversupply
5/30/2022 9:20	0:02	SSA2	0.05037	0.80900	Oversupply
5/30/2022 9:21	0:02	SSA3	0.04732	0.91200	Oversupply
5/30/2022 9:22	0:02	SSA2	0.05079	0.58800	Oversupply
5/30/2022 9:23	0:02	SSA3	0.04694	0.37300	Oversupply
5/30/2022 9:24	0:02	SSA2	0.05079	0.06500	Oversupply
5/30/2022 9:25	0:03	BS250	Data is not available	Data is not available	Oversupply
5/30/2022 9:25	0:02	AWE	0.00367	11.70000	Oversupply
5/30/2022 9:25	0:28	SSA3	0.98605	0.12100	Oversupply
5/30/2022 9:26	0:26	SSA2	0.84069	0.01300	Oversupply
5/30/2022 9:28	0:07	AWE	0.05475	12.30000	Oversupply
5/30/2022 9:29	0:23	BS250	Data is not available	Data is not available	Oversupply
5/30/2022 9:36	0:17	AWE	0.27903	13.30000	Oversupply
5/30/2022 9:52	0:02	SSA2	0.09243	0.23100	Oversupply
5/30/2022 9:53	0:02	SSA3	0.07494	0.65200	Oversupply
5/30/2022 9:54	0:02	SSA2	0.09167	0.36300	Oversupply
5/30/2022 9:55	0:02	SSA3	0.07494	0.01300	Oversupply
5/30/2022 9:56	0:02	BS250	Data is not available	Data is not available	Oversupply
5/30/2022 9:56	0:01	AWE	0.01125	14.60000	Oversupply
5/30/2022 9:56	0:02	SSA2	0.09243	0.08700	Oversupply
5/30/2022 9:57	0:02	SSA3	0.07494	0.22200	Oversupply
5/30/2022 9:58	0:02	SSA2	0.08603	0.13400	Oversupply
5/30/2022 9:59	0:02	SSA3	0.04197	0.04000	Oversupply
5/30/2022 10:00	0:01	AWE	0.00406	12.50000	Oversupply
5/30/2022 10:00	0:02	SSA2	0.07092	0.00500	Oversupply
5/30/2022 10:01	0:02	SSA3	0.04447	0.12200	Oversupply
5/30/2022 10:02	0:02	SSA2	0.07092	0.30600	Oversupply
5/30/2022 10:03	0:02	SSA3	0.04411	0.41600	Oversupply
5/30/2022 10:04	0:02	SSA2	0.07033	0.01400	Oversupply
5/30/2022 10:05	0:01	BS250	Data is not available	Data is not available	Oversupply
5/30/2022 10:05	0:01	AWE	0.00075	12.20000	Oversupply
5/30/2022 10:05	0:02	SSA3	0.04411	0.31500	Oversupply
5/30/2022 10:06	0:02	SSA2	0.07092	0.49300	Oversupply
5/30/2022 10:07	0:02	SSA3	0.04411	1.28300	Oversupply
5/30/2022 10:08	0:02	SSA2	0.07092	0.76200	Oversupply
5/30/2022 10:09	0:02	SSA3	0.04411	1.98800	Oversupply
5/30/2022 10:10	0:02	SSA2	0.07033	1.26500	Oversupply
5/30/2022 10:16	0:02	SSA3	0.04239	2.38600	Oversupply
5/30/2022 10:16	0:04	17-2	0.03703	0.67200	Oversupply
5/30/2022 10:21	2:56	17-2	2.02605	0.75000	Oversupply
5/30/2022 10:22	0:02	SSA3	0.04204	2.31100	Oversupply
5/30/2022 10:22	0:02	SSA2	0.07151	1.08900	Oversupply
5/30/2022 10:24	0:02	SSA3	0.04239	1.35900	Oversupply
5/30/2022 10:24	0:02	SSA2	0.07092	1.00400	Oversupply
5/30/2022 10:26	0:02	SSA3	0.04239	0.60000	Oversupply
5/30/2022 10:26	0:02	SSA2	0.07033	0.72600	Oversupply
5/30/2022 10:28	0:02	SSA3	0.04448	0.61000	Oversupply
5/30/2022 10:28	0:02	SSA2	0.07586	0.52900	Oversupply
5/30/2022 10:30	0:02	SSA3	0.06649	0.55700	Oversupply
5/30/2022 10:30	0:02	SSA2	0.08100	0.60600	Oversupply
5/30/2022 10:32	0:02	SSA3	0.06705	1.46600	Oversupply
5/30/2022 10:32	0:02	SSA2	0.08235	1.37900	Oversupply
5/30/2022 10:34	0:02	SSA3	0.06760	1.31100	Oversupply
5/30/2022 10:34	0:02	SSA2	0.08167	1.20100	Oversupply
5/30/2022 10:36	0:04	SSA3	0.13409	0.13800	Oversupply
5/30/2022 10:36	0:04	SSA2	0.16335	0.01600	Oversupply
5/30/2022 10:37	0:02	BS250	Data is not available	Data is not available	Oversupply
5/30/2022 10:37	0:02	AWE	0.02407	10.90000	Oversupply
5/30/2022 10:40	0:01	AWE	0.00320	10.50000	Oversupply



Maui Curtailment Report

May 2022

Start Date and Time	Duration (minutes)	IPP Curtailed	Estimated Curtailed MWH	Peak MW Curtailed	Reasons for Curtailment
5/30/2022 10:40	0:02	SSA3	0.06649	-0.00400	Oversupply
5/30/2022 10:40	0:02	SSA2	0.08167	0.01300	Oversupply
5/30/2022 10:42	0:02	BS250	Data is not available	Data is not available	Oversupply
5/30/2022 10:42	0:01	AWE	0.00378	10.70000	Oversupply
5/30/2022 10:42	0:02	SSA3	0.06705	0.01900	Oversupply
5/30/2022 10:42	0:02	SSA2	0.08100	0.04700	Oversupply
5/30/2022 10:44	0:02	SSA3	0.06876	0.91200	Oversupply
5/30/2022 10:44	0:02	SSA2	0.08554	0.10700	Oversupply
5/30/2022 10:46	0:02	SSA3	0.06433	1.01800	Oversupply
5/30/2022 10:46	0:02	SSA2	0.08571	0.11000	Oversupply
5/30/2022 10:48	0:02	SSA3	0.06433	0.97000	Oversupply
5/30/2022 10:48	0:02	SSA2	0.08500	0.42300	Oversupply
5/30/2022 10:50	0:02	SSA3	0.06380	1.46000	Oversupply
5/30/2022 10:50	0:02	SSA2	0.08571	1.18400	Oversupply
5/30/2022 10:52	0:02	SSA3	0.06433	0.65900	Oversupply
5/30/2022 10:52	0:02	SSA2	0.08571	0.90400	Oversupply
5/30/2022 10:54	0:01	BS250	Data is not available	Data is not available	Oversupply
5/30/2022 10:54	0:02	SSA3	0.06486	0.03300	Oversupply
5/30/2022 10:54	0:02	SSA2	0.08500	0.04700	Oversupply
5/30/2022 10:55	0:01	AWE	0.00076	10.60000	Oversupply
5/30/2022 10:56	0:02	BS250	Data is not available	Data is not available	Oversupply
5/30/2022 10:56	0:02	SSA3	0.06380	0.00800	Oversupply
5/30/2022 10:56	0:02	SSA2	0.08571	0.00400	Oversupply
5/30/2022 10:57	0:01	AWE	0.00787	11.30000	Oversupply
5/30/2022 10:58	0:02	SSA3	0.06765	0.17300	Oversupply
5/30/2022 10:59	0:02	SSA2	0.09045	0.09300	Oversupply
5/30/2022 11:00	0:02	SSA3	0.05388	0.21100	Oversupply
5/30/2022 11:01	0:02	SSA2	0.09433	0.01300	Oversupply
5/30/2022 11:02	0:08	BS250	Data is not available	Data is not available	Oversupply
5/30/2022 11:02	0:05	AWE	0.05191	11.80000	Oversupply
5/30/2022 11:02	0:04	SSA3	0.10820	0.00200	Oversupply
5/30/2022 11:03	0:16	SSA2	0.75664	0.00500	Oversupply
5/30/2022 11:06	0:02	SSA3	0.05478	-0.00300	Oversupply
5/30/2022 11:08	0:06	SSA3	0.16253	-0.00200	Oversupply
5/30/2022 11:11	0:03	BS250	Data is not available	Data is not available	Oversupply
5/30/2022 11:11	0:01	AWE	0.00147	11.40000	Oversupply
5/30/2022 11:13	0:01	AWE	0.00771	11.50000	Oversupply
5/30/2022 11:14	0:02	SSA3	0.05278	0.03200	Oversupply
5/30/2022 11:15	0:02	BS250	Data is not available	Data is not available	Oversupply
5/30/2022 11:15	0:02	AWE	0.01294	10.90000	Oversupply
5/30/2022 11:16	0:02	SSA3	0.03614	0.06500	Oversupply
5/30/2022 11:18	0:01	AWE	0.00030	11.20000	Oversupply
5/30/2022 11:18	0:02	SSA3	0.03585	0.12700	Oversupply
5/30/2022 11:19	0:01	BS250	Data is not available	Data is not available	Oversupply
5/30/2022 11:19	0:02	SSA2	0.09300	0.19800	Oversupply
5/30/2022 11:20	0:02	SSA3	0.03585	0.23900	Oversupply
5/30/2022 11:21	0:02	SSA2	0.09377	0.29000	Oversupply
5/30/2022 11:22	0:09	BS250	Data is not available	Data is not available	Oversupply
5/30/2022 11:22	0:08	SSA3	0.14170	0.03700	Oversupply
5/30/2022 11:23	0:03	AWE	0.01261	10.40000	Oversupply
5/30/2022 11:23	0:08	SSA2	0.36811	0.00100	Oversupply
5/30/2022 11:27	0:01	AWE	0.01054	10.60000	Oversupply
5/30/2022 11:29	0:02	AWE	0.02556	10.20000	Oversupply
5/30/2022 11:30	0:02	SSA3	0.03017	0.13700	Oversupply
5/30/2022 11:31	0:02	SSA2	0.08436	0.27900	Oversupply
5/30/2022 11:32	0:02	SSA3	0.02968	0.00000	Oversupply
5/30/2022 11:33	0:01	BS250	Data is not available	Data is not available	Oversupply
5/30/2022 11:33	0:01	AWE	0.00370	10.20000	Oversupply
5/30/2022 11:33	0:04	SSA2	0.17012	0.00500	Oversupply
5/30/2022 11:34	0:02	SSA3	0.02944	0.02500	Oversupply
5/30/2022 11:35	0:01	BS250	Data is not available	Data is not available	Oversupply
5/30/2022 11:36	0:01	AWE	0.00043	11.40000	Oversupply
5/30/2022 11:36	0:02	SSA3	0.02944	0.12300	Oversupply
5/30/2022 11:37	0:02	SSA2	0.08367	0.20500	Oversupply
5/30/2022 11:38	0:02	SSA3	0.02993	0.23200	Oversupply
5/30/2022 11:39	0:02	SSA2	0.08436	0.42600	Oversupply
5/30/2022 11:40	0:02	SSA3	0.02968	0.19300	Oversupply
5/30/2022 11:41	0:02	SSA2	0.08436	0.26200	Oversupply
5/30/2022 11:42	0:01	AWE	0.00453	12.50000	Oversupply
5/30/2022 11:42	0:02	SSA3	0.02968	0.92900	Oversupply
5/30/2022 11:43	0:02	SSA2	0.08536	0.98800	Oversupply
5/30/2022 11:44	0:02	SSA3	0.03138	0.67200	Oversupply
5/30/2022 11:45	0:02	SSA2	0.09033	1.15800	Oversupply



Maui Curtailment Report

May 2022

Start Date and Time	Duration (minutes)	IPP Curtailed	Estimated Curtailed MWH	Peak MW Curtailed	Reasons for Curtailment
5/30/2022 11:46	0:02	SSA3	0.04094	0.35300	Oversupply
5/30/2022 11:47	0:02	SSA2	0.09109	0.65600	Oversupply
5/30/2022 11:48	0:02	SSA3	0.04094	0.32700	Oversupply
5/30/2022 11:49	0:02	SSA2	0.09033	0.32600	Oversupply
5/30/2022 11:50	0:07	BS250	Data is not available	Data is not available	Oversupply
5/30/2022 11:50	0:04	SSA3	0.08120	0.03500	Oversupply
5/30/2022 11:51	0:03	AWE	0.01072	12.00000	Oversupply
5/30/2022 11:51	0:04	SSA2	0.18217	0.01500	Oversupply
5/30/2022 11:54	0:02	SSA3	0.04128	0.02300	Oversupply
5/30/2022 11:55	0:02	AWE	0.00532	10.10000	Oversupply
5/30/2022 11:55	0:02	SSA2	0.09033	0.00900	Oversupply
5/30/2022 11:56	0:02	SSA3	0.04128	0.21300	Oversupply
5/30/2022 11:57	0:02	SSA2	0.09109	0.03200	Oversupply
5/30/2022 11:58	0:01	BS250	Data is not available	Data is not available	Oversupply
5/30/2022 11:58	0:02	SSA3	0.03160	0.21600	Oversupply
5/30/2022 11:59	0:02	SSA2	0.07541	0.11600	Oversupply
5/30/2022 12:00	0:02	SSA3	0.02001	1.00500	Oversupply
5/30/2022 12:01	0:02	SSA2	0.06767	0.11400	Oversupply
5/30/2022 12:02	0:02	SSA3	0.02001	1.32600	Oversupply
5/30/2022 12:03	0:02	SSA2	0.06823	0.48200	Oversupply
5/30/2022 12:05	0:02	SSA3	0.01984	1.11900	Oversupply
5/30/2022 12:07	0:02	SSA3	0.02001	1.14400	Oversupply
5/30/2022 12:07	0:02	SSA2	0.06823	1.16100	Oversupply
5/30/2022 12:09	0:02	SSA3	0.02001	0.89800	Oversupply
5/30/2022 12:09	0:02	SSA2	0.06767	1.01900	Oversupply
5/30/2022 12:11	0:02	SSA3	0.02001	0.59900	Oversupply
5/30/2022 12:11	0:02	SSA2	0.06823	0.94700	Oversupply
5/30/2022 12:13	0:02	SSA3	0.02191	0.63200	Oversupply
5/30/2022 12:13	0:02	SSA2	0.07367	1.58100	Oversupply
5/30/2022 12:15	0:02	SSA3	0.04477	0.14100	Oversupply
5/30/2022 12:15	0:02	SSA2	0.09512	0.27600	Oversupply
5/30/2022 12:17	0:02	SSA3	0.04514	0.06300	Oversupply
5/30/2022 12:17	0:02	SSA2	0.09512	0.28200	Oversupply
5/30/2022 12:18	0:01	BS250	Data is not available	Data is not available	Oversupply
5/30/2022 12:19	0:02	SSA3	0.04514	0.14400	Oversupply
5/30/2022 12:19	0:02	SSA2	0.09433	0.11100	Oversupply
5/30/2022 12:20	0:01	BS250	Data is not available	Data is not available	Oversupply
5/30/2022 12:20	0:01	AWE	0.00020	9.90000	Oversupply
5/30/2022 12:21	0:02	SSA3	0.04477	0.04100	Oversupply
5/30/2022 12:21	0:02	SSA2	0.09512	0.07400	Oversupply
5/30/2022 12:23	0:02	SSA3	0.04514	0.14900	Oversupply
5/30/2022 12:23	0:02	SSA2	0.09512	0.03200	Oversupply
5/30/2022 12:24	0:22	BS250	Data is not available	Data is not available	Oversupply
5/30/2022 12:25	0:01	KWPPI	0.00499	0.29939	Oversupply
5/30/2022 12:25	0:22	AWE	0.74798	13.20000	Oversupply
5/30/2022 12:25	0:40	SSA3	1.45008	-0.00100	Oversupply
5/30/2022 12:25	0:40	SSA2	1.83867	0.00400	Oversupply
5/30/2022 12:28	0:02	KWPPI	0.00196	0.09181	Oversupply
5/30/2022 12:32	0:02	KWPPI	0.00890	0.42214	Oversupply
5/30/2022 12:40	0:05	KWPPI	0.06615	1.93404	Oversupply
5/30/2022 12:48	0:16	BS250	Data is not available	Data is not available	Oversupply
5/30/2022 12:48	0:05	AWE	0.06057	14.20000	Oversupply
5/30/2022 12:48	0:10	KWPPI	0.12020	1.91907	Oversupply
5/30/2022 12:55	0:10	AWE	0.14736	15.40000	Oversupply
5/30/2022 13:05	0:02	SSA2	0.07092	1.18100	Oversupply
5/30/2022 13:05	0:02	SSA3	0.04095	0.54400	Oversupply
5/30/2022 13:07	0:02	SSA2	0.07092	1.45400	Oversupply
5/30/2022 13:07	0:02	SSA3	0.04095	1.02100	Oversupply
5/30/2022 13:09	0:02	SSA2	0.07033	0.48100	Oversupply
5/30/2022 13:09	0:02	SSA3	0.04095	0.64200	Oversupply
5/30/2022 13:11	0:02	SSA2	0.07092	1.09200	Oversupply
5/30/2022 13:11	0:02	SSA3	0.04128	0.34800	Oversupply
5/30/2022 13:13	0:02	SSA2	0.06656	0.80800	Oversupply
5/30/2022 13:13	0:02	SSA3	0.03506	0.81700	Oversupply
5/30/2022 14:13	0:01	KWPPI	0.00088	0.05289	Oversupply
5/31/2022 0:07	0:13	KWPPI	0.62777	19.53697	Oversupply
5/31/2022 0:26	0:01	KWPPI	0.00226	17.88336	Oversupply
5/31/2022 0:46	0:12	KWPPI	0.36910	20.20460	Oversupply
5/31/2022 1:03	0:03	KWPPI	0.01565	19.42420	Oversupply
5/31/2022 1:15	0:03	KWPPI	0.02322	19.03699	Oversupply
5/31/2022 1:50	0:01	KWPPI	0.00270	16.49620	Oversupply
5/31/2022 4:24	0:01	KWPPI	0.00382	16.00920	Oversupply
5/31/2022 4:32	0:04	KWPPI	0.08026	16.33753	Oversupply



Maui Curtailment Report

May 2022

Start Date and Time	Duration (minutes)	IPP Curtailed	Estimated Curtailed MWH	Peak MW Curtailed	Reasons for Curtailment
5/31/2022 5:42	0:01	KWPll	0.00697	16.70477	Oversupply
5/31/2022 5:44	0:03	BS250	Data is not available	Data is not available	Oversupply
5/31/2022 5:44	0:04	KWPll	0.05399	15.57010	Oversupply
5/31/2022 5:49	0:01	BS250	Data is not available	Data is not available	Oversupply
5/31/2022 8:46	0:02	SSA3	0.00929	1.52200	Oversupply
5/31/2022 8:46	0:02	SSA2	0.02369	0.78700	Oversupply
5/31/2022 8:54	0:02	SSA2	0.02349	0.26000	Oversupply
5/31/2022 8:55	0:03	17-2	0.00749	0.18100	Oversupply
5/31/2022 8:56	0:02	SSA3	0.00937	1.62300	Oversupply
5/31/2022 8:58	0:02	SSA3	0.00937	1.26100	Oversupply
5/31/2022 8:59	0:02	SSA2	0.02301	0.55800	Oversupply
5/31/2022 8:59	0:10	17-2	0.03017	0.18100	Oversupply
5/31/2022 9:00	0:02	SSA3	0.01505	0.58400	Oversupply
5/31/2022 9:01	0:02	SSA2	0.03047	0.54000	Oversupply
5/31/2022 9:02	0:02	SSA3	0.01518	0.77600	Oversupply
5/31/2022 9:03	0:02	SSA2	0.03047	0.68400	Oversupply
5/31/2022 9:04	0:02	SSA3	0.01518	1.08000	Oversupply
5/31/2022 9:05	0:02	SSA2	0.03047	0.94500	Oversupply
5/31/2022 9:06	0:02	SSA3	0.01518	1.17900	Oversupply
5/31/2022 9:07	0:02	SSA2	0.03047	0.86100	Oversupply
5/31/2022 9:45	0:01	17-2	0.00302	0.18100	Oversupply
5/31/2022 9:49	0:02	17-2	0.00603	0.18100	Oversupply
5/31/2022 9:49	0:02	SSA3	0.02151	2.11300	Oversupply
5/31/2022 9:49	0:02	SSA2	0.04282	1.17900	Oversupply
5/31/2022 9:54	2:31	17-2	0.45510	0.18100	Oversupply
5/31/2022 9:55	0:02	SSA3	0.02169	1.42300	Oversupply
5/31/2022 9:55	0:02	SSA2	0.04247	1.20300	Oversupply
5/31/2022 9:57	0:02	SSA3	0.02151	1.80400	Oversupply
5/31/2022 9:57	0:02	SSA2	0.04211	1.02200	Oversupply
5/31/2022 9:59	0:02	SSA3	0.04234	0.94800	Oversupply
5/31/2022 9:59	0:02	SSA2	0.05396	0.76500	Oversupply
5/31/2022 10:01	0:02	SSA3	0.06002	0.55400	Oversupply
5/31/2022 10:01	0:02	SSA2	0.06625	0.61400	Oversupply
5/31/2022 10:03	0:02	SSA3	0.05953	1.07500	Oversupply
5/31/2022 10:03	0:02	SSA2	0.06625	0.74300	Oversupply
5/31/2022 10:05	0:02	SSA3	0.05953	0.22000	Oversupply
5/31/2022 10:05	0:02	SSA2	0.06570	0.16800	Oversupply
5/31/2022 10:07	0:02	SSA3	0.05904	1.64300	Oversupply
5/31/2022 10:07	0:02	SSA2	0.06570	1.26800	Oversupply
5/31/2022 10:09	0:02	SSA3	0.05953	2.10800	Oversupply
5/31/2022 10:09	0:02	SSA2	0.06625	1.28900	Oversupply
5/31/2022 10:11	0:02	SSA2	0.06570	0.70500	Oversupply
5/31/2022 10:11	0:02	SSA3	0.05953	0.41100	Oversupply
5/31/2022 10:12	0:06	BS250	Data is not available	Data is not available	Oversupply
5/31/2022 10:13	0:07	KWPll	0.08509	9.72907	Oversupply
5/31/2022 10:13	0:06	SSA2	0.23241	0.00200	Oversupply
5/31/2022 10:13	0:20	SSA3	0.85692	-0.00400	Oversupply
5/31/2022 10:19	0:13	BS250	Data is not available	Data is not available	Oversupply
5/31/2022 10:19	0:02	SSA2	0.08139	0.00000	Oversupply
5/31/2022 10:21	0:12	KWPll	0.45568	10.89368	Oversupply
5/31/2022 10:21	0:12	SSA2	0.50039	0.00100	Oversupply
5/31/2022 10:33	0:02	SSA2	0.09433	0.04200	Oversupply
5/31/2022 10:33	0:02	SSA3	0.09010	0.08000	Oversupply
5/31/2022 10:34	0:01	BS250	Data is not available	Data is not available	Oversupply
5/31/2022 10:35	1:35	SSA2	3.59467	0.21900	Oversupply
5/31/2022 10:35	0:02	SSA3	0.08935	0.12700	Oversupply
5/31/2022 10:36	1:33	BS250	Data is not available	Data is not available	Oversupply
5/31/2022 10:37	1:33	KWPll	11.09162	17.55803	Oversupply
5/31/2022 10:37	1:33	SSA3	3.66165	-0.00400	Oversupply
5/31/2022 11:26	0:01	AWE	0.01111	20.20000	Oversupply
5/31/2022 12:10	0:02	SSA2	0.07799	0.27900	Oversupply
5/31/2022 12:10	0:02	SSA3	0.08488	-0.00400	Oversupply
5/31/2022 12:12	0:02	SSA2	0.07864	1.24500	Oversupply
5/31/2022 12:12	0:02	SSA3	0.08417	0.02100	Oversupply
5/31/2022 12:14	0:02	SSA2	0.05564	0.50100	Oversupply
5/31/2022 12:14	0:02	SSA3	0.04937	1.02900	Oversupply
5/31/2022 12:16	0:02	SSA2	0.04367	1.61400	Oversupply
5/31/2022 12:16	0:02	SSA3	0.01410	1.27300	Oversupply
5/31/2022 12:18	0:02	SSA2	0.04403	1.26400	Oversupply
5/31/2022 12:18	0:02	SSA3	0.01365	0.98200	Oversupply
5/31/2022 12:20	0:02	SSA2	0.04367	1.03200	Oversupply
5/31/2022 12:20	0:02	SSA3	0.01354	1.54600	Oversupply
5/31/2022 12:22	0:02	SSA2	0.04403	1.69600	Oversupply



Maui Curtailment Report

May 2022

Start Date and Time	Duration (minutes)	IPP Curtailed	Estimated Curtailed MWH	Peak MW Curtailed	Reasons for Curtailment
5/31/2022 12:22	0:02	SSA3	0.01365	1.48200	Oversupply
5/31/2022 12:24	0:02	SSA2	0.04403	1.70800	Oversupply
5/31/2022 12:26	0:02	17-2	0.00603	0.18100	Oversupply
5/31/2022 12:26	0:02	SSA2	0.04367	1.71600	Oversupply
5/31/2022 12:31	0:10	17-2	0.03017	0.18100	Oversupply
5/31/2022 12:32	0:02	SSA2	0.05747	1.67600	Oversupply
5/31/2022 12:32	0:02	SSA3	0.05322	1.28900	Oversupply
5/31/2022 12:34	0:02	SSA2	0.05700	0.89500	Oversupply
5/31/2022 12:34	0:04	SSA3	0.10600	0.04400	Oversupply
5/31/2022 12:35	0:02	BS250	Data is not available	Data is not available	Oversupply
5/31/2022 12:36	0:02	SSA2	0.05747	0.11100	Oversupply
5/31/2022 12:37	0:01	KWP11	0.00046	15.15295	Oversupply
5/31/2022 12:38	0:02	SSA2	0.05700	1.00100	Oversupply
5/31/2022 12:38	0:02	SSA3	0.05234	-0.00400	Oversupply
5/31/2022 12:40	0:02	SSA2	0.05747	1.68600	Oversupply
5/31/2022 12:42	0:02	SSA2	0.05747	1.72000	Oversupply
5/31/2022 12:42	0:02	SSA3	0.05278	1.14600	Oversupply
5/31/2022 12:43	0:06	17-2	0.01810	0.18100	Oversupply
5/31/2022 12:44	0:02	SSA2	0.04502	1.61000	Oversupply
5/31/2022 12:44	0:02	SSA3	0.02761	0.96000	Oversupply
5/31/2022 12:46	0:02	SSA2	0.03865	1.51100	Oversupply
5/31/2022 12:46	0:02	SSA3	0.00654	1.47900	Oversupply
5/31/2022 14:56	0:02	SSA3	0.01929	1.99800	Oversupply
5/31/2022 14:57	0:10	BS250	Data is not available	Data is not available	Oversupply
5/31/2022 14:57	0:47	17-2	0.13397	0.18100	Oversupply
5/31/2022 14:57	0:08	SSA2	0.29630	1.16300	Oversupply
5/31/2022 14:58	0:08	SSA3	0.28206	0.01500	Oversupply
5/31/2022 15:01	0:06	KWP11	0.11534	10.61126	Oversupply
5/31/2022 15:05	0:02	SSA2	0.08727	0.00200	Oversupply
5/31/2022 15:06	0:02	SSA3	0.08508	-0.00500	Oversupply
5/31/2022 15:07	0:02	SSA2	0.08727	0.41700	Oversupply
5/31/2022 15:08	0:27	BS250	Data is not available	Data is not available	Oversupply
5/31/2022 15:08	0:26	SSA3	0.97020	-0.00400	Oversupply
5/31/2022 15:09	0:27	KWP11	3.04519	15.64794	Oversupply
5/31/2022 15:09	0:26	SSA2	1.00428	0.00300	Oversupply
5/31/2022 15:34	0:02	SSA3	0.06205	-0.00400	Oversupply
5/31/2022 15:35	0:02	SSA2	0.05164	0.27000	Oversupply
5/31/2022 15:37	0:02	SSA2	0.05250	0.56700	Oversupply
5/31/2022 15:38	0:04	SSA3	0.12617	1.48400	Oversupply
5/31/2022 15:39	0:04	BS250	Data is not available	Data is not available	Oversupply
5/31/2022 15:39	0:04	KWP11	0.06369	15.03919	Oversupply
5/31/2022 15:39	0:04	SSA2	0.10371	0.00700	Oversupply
Total Estimated Curtailed MWh			4,013.045		

Notes:

- Curtailment for Kaheawa Wind Power ("KWP"), AAAAA Rent-A-Space Maui LTD ("5A"), Maui Solar, LLC ("MS") fka Strategic Alliance Group ("SAG") fka Bioreal Solar, LLC ("BS"), Auwahi Wind Energy ("AWE"), Kaheawa Wind Power II ("KWPII") Bioreal Solar 250, LLC ("BS250"), Extra Spaces A ("ESA"), Extra Spaces B ("ESB"), SSA Solar of Hawaii 3 ("SSA3") fka South Maui Renewable Resources ("SMRR"), SSA Solar of HI 2 ("SSA2") fka Ku'ia Solar ("KS"), and Maui 17-2 ("17-2") may now be controlled by Maui Electric's Automatic Generation Control System ("AGC") or a Maui Electric operator-entered curtailment limit. The AGC curtailment control automatically calculates the amount of Maximum Allowable Variable Generation ("MAVG") that Maui Electric can accept into the Maui system, based on the system current available variable generation ("CAVG"), regulating reserve down requirement ("RRDR"), and available regulating reserve down ("ARRD"). Thus, the AGC MAVG - calculated is equal to CAVG less (RRDR less ARRD). Additionally, the AGC curtailment control allows the Maui Electric operator to enter an AGC MAVG value. The AGC curtailment control will employ the lesser of the AGC MAVG - calculated and AGC MAVG entered values in the control logic.
- Curtailment signals sent to 5A, MS (fka SAG fka BS), BS250, ESA, ESB, SSA3 (fka SMRR), SSA2 (fka KS) and 17-2 during nighttime hours only are not recorded as curtailment events because no energy generation is possible during that time.
- The curtailment reasons have been modified to oversupply, system constraints, and facility requested, to provide continuity with HPUC Docket No. 2013-0141 Decoupling for HECO companies metrics.
- Facility Requested curtailment includes but is not limited to conditions that are attributed to IPPs such as communication problems and curtailment control testing.
- The data to calculate the Estimated Curtailed MWH and Peak MW Curtailed is not provided by 5A, MS, BS 250, ESA, and ESB.
- The Estimated Curtailed MWH and Peak MW Curtailed are calculated with information estimated or provided by AWE, KWP, KWPII, SSA 2 (fka KS), SSA 3 (fka SMRR) and 17-2. Maui Electric does not make any representation as to its accuracy.
- ESA, and ESB facilities were offline for the month because of Seller equipment problems.



Lanai Curtailment Report

May 2022

Start Date and Time	Duration (h:mm)	IPP Curtailed	Estimated MWh Curtailed	Peak MW Curtailed	Reasons for Curtailment
No curtailment for May 2022					
Notes:					
On June 27, 2012, Maui Electric notified Lanai Sustainability Research (LSR) that although LSR has not operated in compliance with the revised ramp rate of 360 kW/minute, Maui Electric would conditionally allow LSR to operate at the allowed capacity of 1.2 MW while the Maui Electric-Lanai Diesel Operator was in the control room.					
LSR possible output data is not available. Therefore, Maui Electric assumes LSR is curtailed if the LSR curtailment set point is less than 1,200 kW and LSR's output is within 70 kW of the curtailment set point.					
The curtailment reasons have been modified to oversupply, system constraints, and facility requested, to provide continuity with HPUC Docket No. 2013-0141 Decoupling for HECO companies' metrics.					
Facility Requested curtailment includes but is not limited to conditions that are attributed to IPPs such as communication problems and curtailment control testing.					

Hawai'i Electric Light Company Curtailment Report May 2022

Start Date/Time	MW output prior to start of curtailment	End Date/Time	MW output after curtailment released ¹	IPP	Reason for Curtailment
05/01/22 11:12	1.0 MW	05/01/22 13:07	0.0 MW	TGUHI	Oversupply
05/01/22 11:28	18.7 MW	05/01/22 12:05	17.7 MW	Pakini Nui	Oversupply
05/02/22 08:56	18.7 MW	05/02/22 13:28	18.7 MW	Pakini Nui	Facility Requested
05/02/22 14:00	0.8 MW	05/02/22 14:48	0.0 MW	TGUHI	Oversupply
05/05/22 02:34	18.7 MW	05/05/22 03:47	13.5 MW	Pakini Nui	Oversupply
05/05/22 16:43	18.7 MW	05/06/22 04:20	9.5 MW	Pakini Nui	Facility Requested
05/07/22 06:50	17.9 MW	05/08/22 04:31	17.4 MW	Pakini Nui	Facility Requested
05/12/22 02:30	17.8 MW	05/12/22 04:34	17.2 MW	Pakini Nui	Oversupply
05/14/22 11:03	0.6 MW	05/14/22 14:24	0.0 MW	TGUHI	Oversupply
05/14/22 12:29	16.3 MW	05/14/22 13:52	14.0 MW	Pakini Nui	Oversupply
05/15/22 10:00	13.9 MW	05/15/22 10:17	13.7 MW	Pakini Nui	Oversupply
05/15/22 10:00	0.4 MW	05/15/22 14:24	0.0 MW	TGUHI	Oversupply
05/31/22 11:10	0.0 MW	05/31/22 12:57	0.0 MW	Hawi Renewable Dev	System Constraint
05/31/22 13:29	0.0 MW	05/31/22 19:16	4.1 MW	Hawi Renewable Dev	System Constraint

¹ The MW output values are taken soon after curtailment is released by Hawai'i Electric Light and may not reflect their full output depending on ramp rate for the facility. The wind farms generally return immediately to full available levels, whereas PGV, Wailuku, and FIT Facilities may take longer to return to scheduled or full available output levels.

SERVICE LIST
(Docket No. 2011-0206)

DEAN NISHINA
EXECUTIVE DIRECTOR
DEPARTMENT OF COMMERCE AND CONSUMER AFFAIRS
DIVISION OF CONSUMER ADVOCACY
P.O. Box 541
Honolulu, HI 96809

1 Copy
Electronically Transmitted

GREGG J. KINKLEY, ESQ.
DEPARTMENT OF THE ATTORNEY GENERAL
425 Queen Street
Honolulu, Hawaii 96813
Counsel for DBEDT

1 Copy
Electronically Transmitted

DANIEL W.S. LAWRENCE, ESQ.
DEPARTMENT OF THE CORPORATION COUNSEL
CITY AND COUNTY OF HONOLULU
530 S. King Street, Room 110
Honolulu, HI 96813
Counsel for the CITY AND COUNTY OF HONOLULU

1 Copy
Electronically Transmitted

JOSEPH K. KAMELAMELA
ANGELIC M. HO
DEPARTMENT OF THE CORPORATION COUNSEL
COUNTY OF HAWAII
101 Aupuni Street, Suite 325
Hilo, HI 96720
Counsel for the COUNTY OF HAWAII

1 Copy
Electronically Transmitted

HENRY Q CURTIS
VICE PRESIDENT FOR CONSUMER ISSUES
LIFE OF THE LAND
P.O. Box 37158
Honolulu, HI 96837-0158

1 Copy
Electronically Transmitted

MELISSA MIYASHIRO (9360)
CHIEF OF STAFF
BLUE PLANET FOUNDATION
55 Merchant Street, 17th Floor
Honolulu, HI 96813

1 Copy
Electronically Transmitted

SERVICE LIST
(Docket No. 2011-0206)

ISAAC MORIWAKE, ESQ.
DAVID HENKIN, ESQ.
EARTHJUSTICE
850 Richards Street, Suite 400
Honolulu, HI 96813-4501
Counsel for HAWAII SOLAR ENERGY ASSOCIATION

1 Copy
Electronically Transmitted

RICK REED
DIRECTOR
HAWAII SOLAR ENERGY ASSOCIATION
761 Ahua Street
Honolulu, HI 96819

1 Copy
Electronically Transmitted

KENT D. MORIHARA, ESQ.
KRIS N. NAKAGAWA, ESQ.
LAUREN M. IMADA-LEE, ESQ.
TANYA M. FERNANDES, ESQ.
MoriHara Lau & Fong LLP
841 Bishop Street, Suite 400
Honolulu, Hawaii 96813
Counsel for KAUAI ISLAND UTILITY COOPERATIVE

1 Copy
Electronically Transmitted

ERIK W. KVAM
CHIEF EXECUTIVE OFFICER
ZERO EMISSIONS LEASING LLC
4188-4 Keanu Street
Honolulu, HI 96816

1 Copy
Electronically Transmitted

SANDRA-ANN Y.H. WONG, ESQ.
ATTORNEY AT LAW, A LAW CORPORATION
1050 Bishop Street, #514
Honolulu, HI 96813
Counsel for TAWHIRI POWER LLC

1 Copy
Electronically Transmitted

RILEY SAITO
73-1294 Awakea Street
Kailua-Kona, HI 96740
For SOLAR ENERGY INDUSTRIES ASSOCIATION

1 Copy
Electronically Transmitted

DEAN T. YAMAMOTO, ESQ.
YAMAMOTO & SETTLE
1100 Alakea Street, Suite 3100
Honolulu, HI 96813
Counsel for CASTLE & COOKE HOMES HAWAII, INC.,
CASTLE & COOKE RESORTS, LLC and
LANAI SUSTAINABILITY RESEARCH, LLC

1 Copy
Electronically Transmitted

SERVICE LIST
(Docket No. 2011-0206)

MICHAEL J. HOPPER, ESQ. DEPUTY CORPORATION COUNSEL DEPARTMENT OF THE CORPORATION COUNSEL COUNTY OF MAUI 200 S. High Street Wailuku, HI 96793 Counsel for the COUNTY OF MAUI	1 Copy Electronically Transmitted
CURTIS SEYMOUR SENIOR MANAGER, GOVERNMENT AFFAIRS SUN EDISON LLC 600 Clipper Drive Belmont, CA 94002	1 Copy Electronically Transmitted
MONA W. CLARK, ESQ. OFFICE OF THE COUNTY ATTORNEY COUNTY OF KAUAI 4444 Rice Street, Suite 200 Lihue, HI 96766-1300	1 Copy Electronically Transmitted
BRADLEY ALBERT PRESIDENT HAWAII PV COALITION P.O. Box 81501 Haiku, HI 96708	1 Copy Electronically Transmitted
HILTON H. UNEMORI ECM, INC. 130 N. Market Street Wailuku, HI 96793-1716 For SOUTH MAUI RENEWABLE RESOURCES, LLC	1 Copy Electronically Transmitted
SKY STANFIELD SHUTE, MIHALY & WEINBERGER LLP 396 Hayes Street San Francisco, CA 94102 For the INTERSTATE RENEWABLE ENERGY COUNCIL	1 Copy Electronically Transmitted
PETE COOPER SOLARCITY CORPORATION REGIONAL DIRECTOR, HAWAII 599 Kahelu Street Mililani, HI 96789	1 Copy Electronically Transmitted

SERVICE LIST
(Docket No. 2011-0206)

ALISON SILVERSTEIN
19213 Luedtke Lane
Pflugerville, TX 78660

1 Copy
Electronically Transmitted

BRENDAN KIRBY
12011 SW Pineapple Court
Palm City, FL 34990

1 Copy
Electronically Transmitted

Chun, Marisa

From: puc@hawaii.gov
Sent: Friday, June 24, 2022 11:55 AM
To: Chun, Marisa
Subject: Hawaii PUC eFiling Confirmation of Filing

[This email is coming from an EXTERNAL source. Please use caution when opening attachments or links in suspicious email.]

Your eFile document has been filed with the Hawaii Public Utilities commission on 2022 Jun 24 AM 11:51. The mere fact of filing shall not waive any failure to comply with Hawaii Administrative Rules Chapter 6-61, Rules of Practice and Procedure Before the Public Utilities Commission, or any other application requirements. Your confirmation number is MARI22115120515. If you have received this email in error please notify the Hawaii Public Utilities Commission by phone at 808 586-2020 or email at hawaii.puc@hawaii.gov.