



December 22, 2022

The Honorable Chair and Members
of the Hawai'i Public Utilities Commission
Kekuanao'a Building, First Floor
465 South King Street
Honolulu, Hawai'i 96813

Dear Commissioners:

Subject: Docket No. 2011-0206
Reliability Standards Working Group
Monthly Report

In accordance with Ordering Paragraph 3 of Order No. 30371, filed May 4, 2012 in the subject proceeding, enclosed as Exhibit A is Hawaiian Electric's¹ monthly report for November 2022 on: (1) system frequency control performance during month; (2) significant system events during month; and (3) curtailment of non-dispatchable renewable resources.

Any party to this proceeding may obtain an electronic copy of this report by emailing Marisa Chun at marisa.chun@hawaiianelectric.com.

Sincerely,

/s/ Kevin M. Katsura

Kevin M. Katsura
Director, Regulatory Non-Rate Proceedings

Enclosures

c: Service List

¹ Hawaiian Electric Company, Inc., Maui Electric Company, Limited, and Hawai'i Electric Light Company, Inc. are each doing business as "Hawaiian Electric" and have jointly registered "Hawaiian Electric" as a trade name with the State of Hawai'i Department of Commerce and Consumer Affairs, as evidenced by Certificate of Registration No. 4235929, dated December 20, 2019.

The Commission's Order No. 30371 (Docket No 2011-0206 – Relating To Various Matters in RSWG Process), filed May 4, 2012, ordered the following information for each island grid:

- (1) System frequency control performance during month:
 - a) Frequency duration plot based on the highest resolution SCADA data available for the month detailing how many seconds each power system operated at frequencies above 60 hertz and at frequencies below 60 Hz.
 - b) Tabulation of the number, magnitude and duration of frequency excursions (high and low) outside normal frequency control range (59.95 to 60.05 Hz).

The following provides information with respect to items 1a) through 1b) – (all statements are current as of the month ending November 30, 2022):

1a) Frequency duration plot based on the highest resolution SCADA data available for the month detailing how many seconds each power system operated at frequencies above 60 hertz and at frequencies below 60 Hz:

The frequency duration plots for Hawaiian Electric Company, Inc., Maui Electric Company, Limited (Maui Division) and Hawai'i Electric Light Company, Inc. based on two-second data are provided in Attachment 1, and the enclosed Excel files. Refer to the electronic files for the individual data points because the information is voluminous and does not translate well to a hard copy.

1b) Tabulation of the number, magnitude and duration of frequency excursions (high and low) outside normal frequency control range (59.95 to 60.05 Hz):

Tabulation of the number, magnitude and duration of frequency excursions outside of the frequency range of 59.95 Hz to 60.05 Hz for Hawaiian Electric Company, Inc., Maui Electric Company, Limited (Maui Division) and Hawai'i Electric Light Company, Inc are provided in Attachment 2, and the enclosed Excel files. Refer to the electronic files for the individual data points because the information is voluminous and does not translate well to a hard copy.

- (2) Significant system events during month:
 - a) Tabulation of contingency reserve activations including date and time, MW magnitude, duration, and triggering event.
 - b) Tabulation of under frequency load shed activations including date and time, triggering frequency, MW magnitude, duration, and triggering event.
 - c) Tabulation of demand response activations for system events, including date and time, MW magnitude, duration, and triggering event, (excluding demand response utilization for unit commitment deferral or system operations economics.)

The following provides information with respect to items 2a) through 2c) – (all statements are current as of the month ending November 30, 2022):

2a) Tabulation of contingency reserve activations including date and time, MW magnitude, duration, and triggering event:

Hawaiian Electric Company, Inc.'s contingency reserve activations are provided in Attachment 3. Maui Electric Company, Limited and Hawai'i Electric Light Company, Inc. do not operate with contingency reserve requirements.

2b) Tabulation of under frequency load shed activations including date and time, triggering frequency, MW magnitude, duration, and triggering event:

Hawai'i Electric Light Company, Inc.'s under frequency load shed activations are provided in Attachment 4. Hawaiian Electric Company, Inc. and Maui Electric Company, Limited did not have any under frequency load shed activations for the month of November.

2c) Tabulation of demand response activations for system events, including date and time, MW magnitude, duration, and triggering event, (excluding demand response utilization for unit commitment deferral or system operations economics.)

Hawaiian Electric Company, Inc.'s demand response activations for system events are provided in Attachment 5. Hawai'i Electric Light Company, Inc. currently does not have a demand response program. Maui Electric Company, Limited has implemented the Fast Demand Response pilot program on a limited basis. Hawai'i Electric Light Company, Inc. plans to use the findings of Maui Electric Company, Limited's pilot program to help in the evaluation and development of future demand response programs. Maui Electric Company, Limited executes a weekly testing protocol which measures customer participation. This program is not currently used in response to actual system events.

- (3) Curtailment of non-dispatchable renewable resources:
- (a) Tabulation of each curtailment event for each resource including the starting date and time, duration, megawatt hours curtailed, peak MW curtailed, and reason for curtailment.
 - (b) Total MWh of non-dispatchable renewable resources curtailed for the month.

The following provides information with respect to items 3a) through 3b) – (all statements are current as of the month ending November 30, 2022):

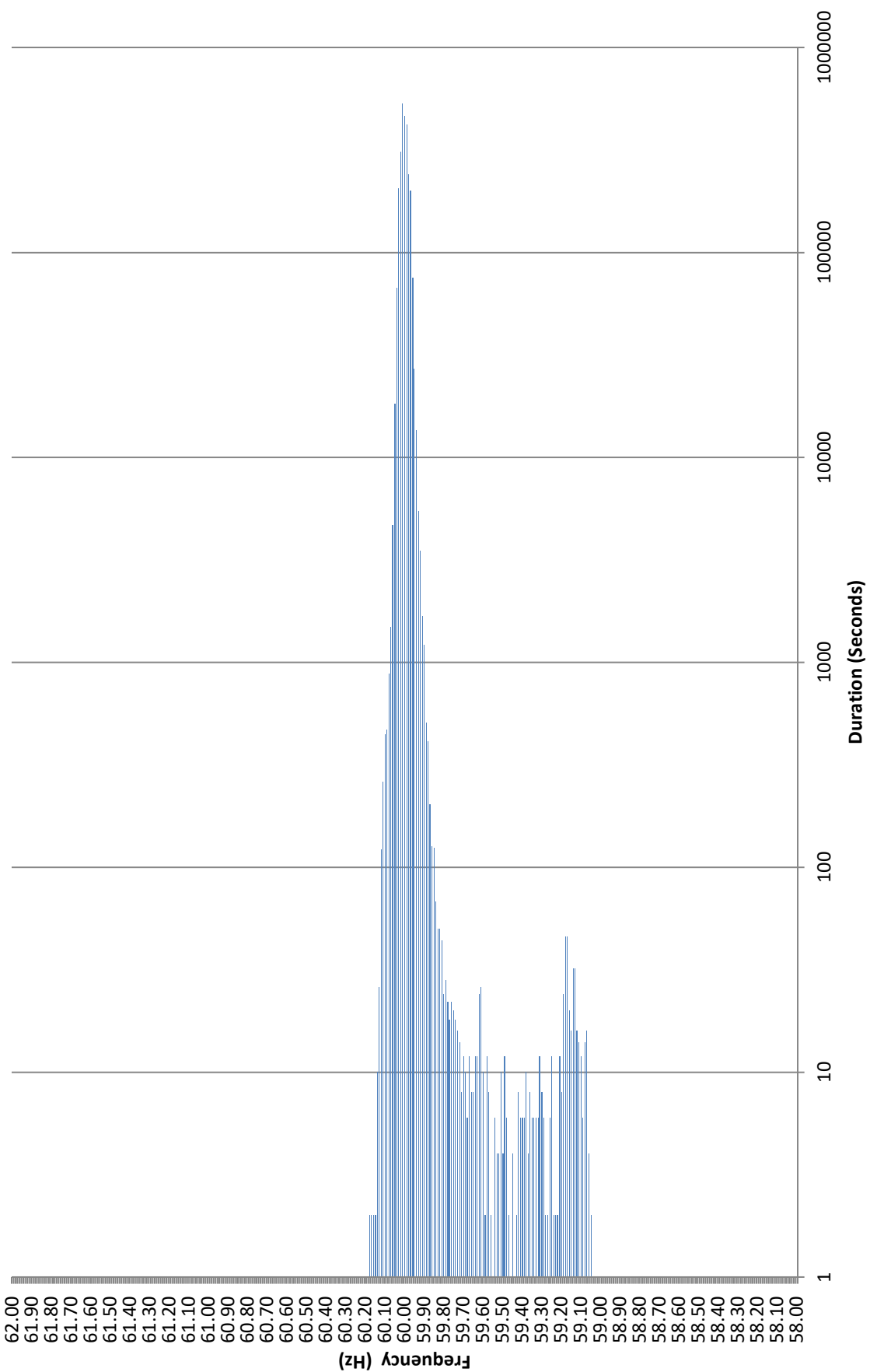
3a) Tabulation of each curtailment event for each resource including the starting date and time, duration, megawatt hours curtailed, peak MW curtailed, and reason for curtailment:

The tabulation of each curtailment event for each resource is provided in Attachment 6.

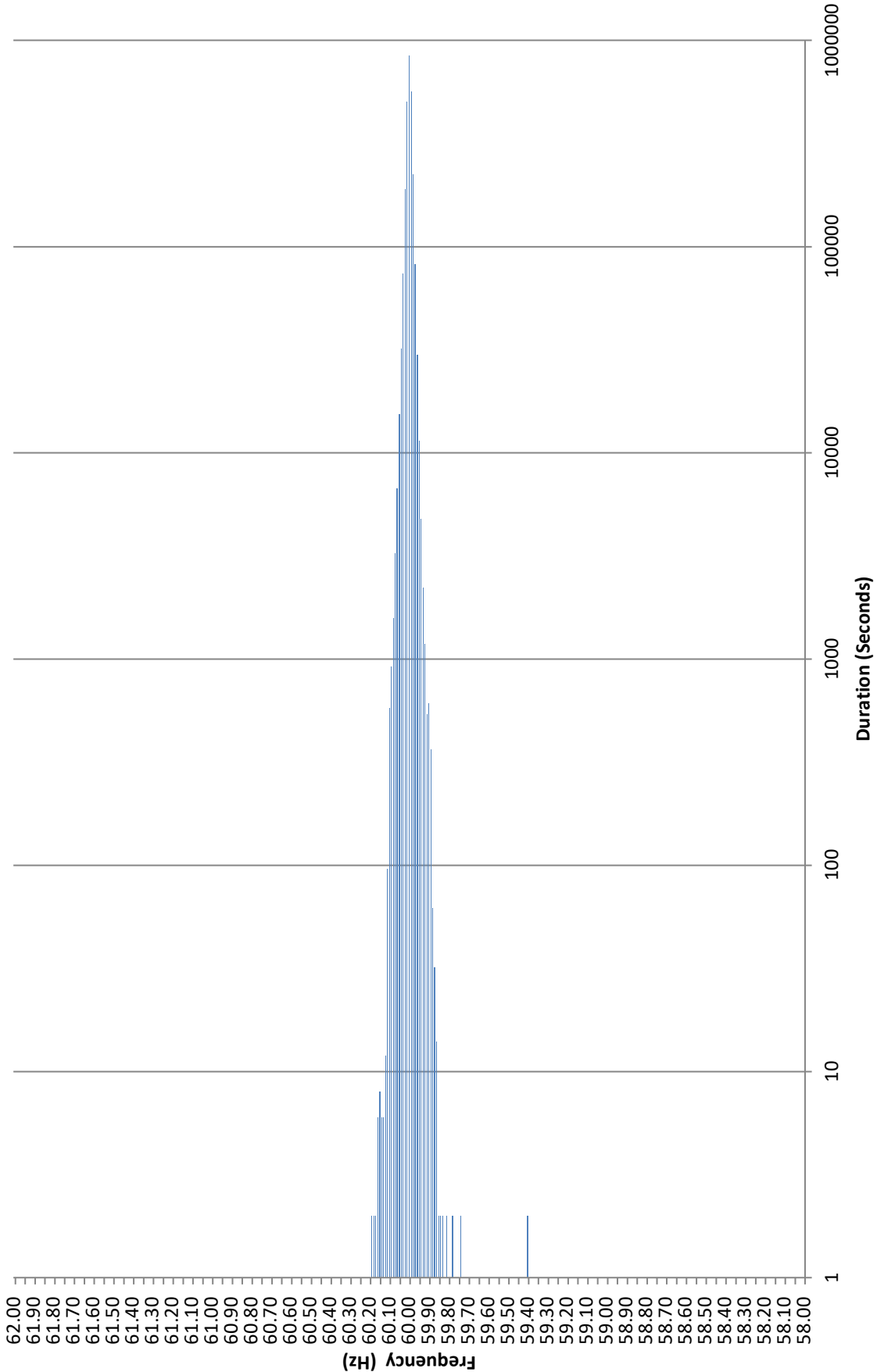
3b) Total MWh of non-dispatchable renewable resources curtailed for the month:

Curtailed MWh from non-dispatchable resources are difficult to determine due to the variability of the resource during curtailment periods. In some cases, the curtailed MWh estimates were provided by the IPPs under curtailment. The Company does not make any representations as to the accuracy of the curtailed MWh. The estimated MWh of non-dispatchable resources curtailed for the month are provided in Attachment 6, corresponding to each curtailment event.

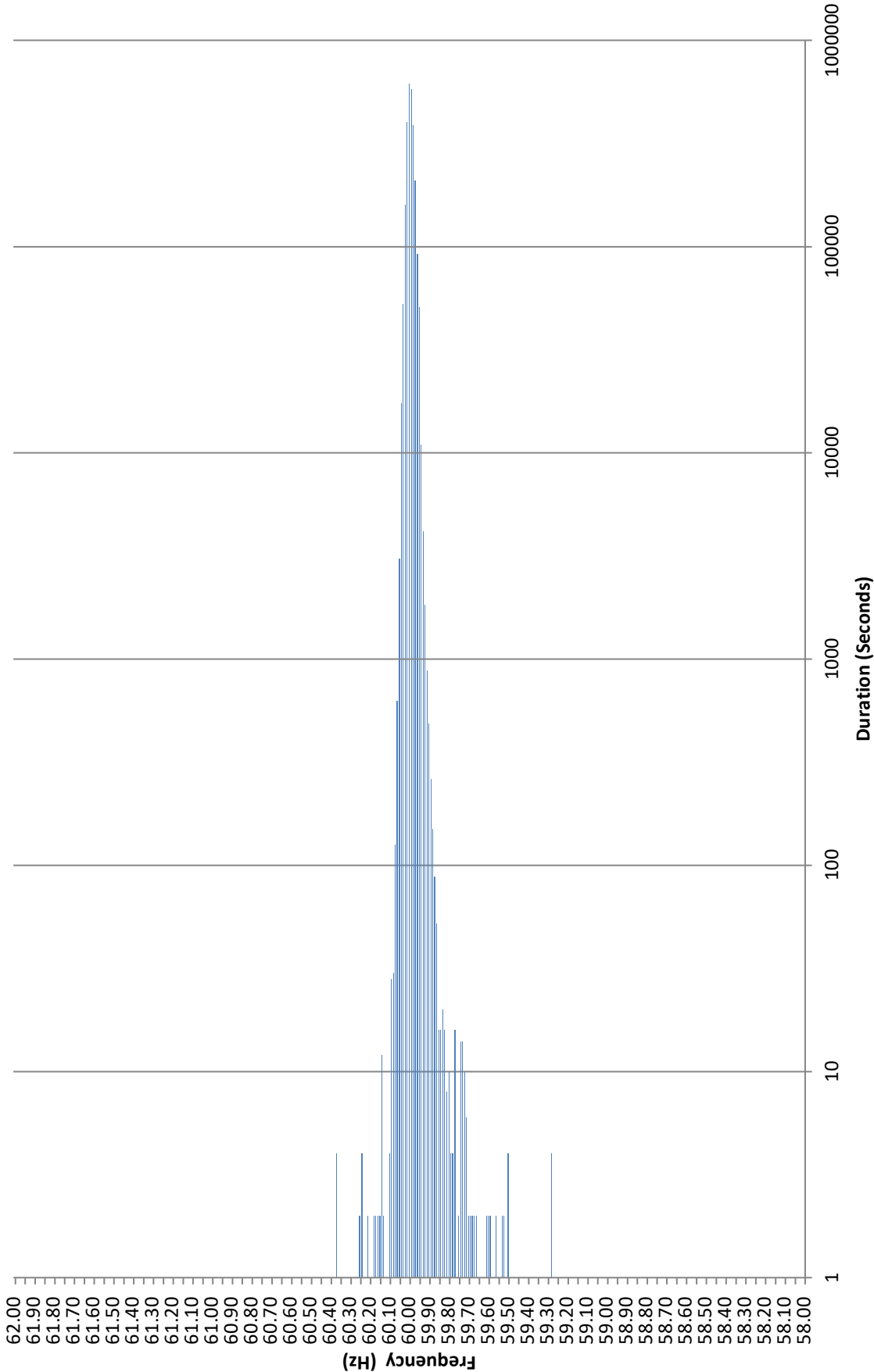
**Frequency Distribution Plot - Hawaiian Electric Company, Inc.
November 2022**



**Frequency Distribution Plot - Maui Electric Company, Limited
November 2022**



**Frequency Distribution Plot - Hawai'i Electric Light Company, Inc.
November 2022**



Hawaiian Electric Company, Inc. Frequency Excursion Statistics November 2022		
Data Rounded to the nearest	<59.95 Hz	>60.05 Hz
Number of Excursions	3505	1414
Maximum Duration (sec)	644	548
Maximum Deviation (Hz)	59.053	60.18
Total Duration of Excursions (sec)	36748	12524

Maui Electric Company, Limited Frequency Excursion Statistics November 2022		
	<59.95 Hz	>60.05 Hz
Number of Excursions	2252	2169
Maximum Duration (sec)	314	884
Maximum Deviation (Hz)	59.405	60.194
Total Duration of Excursions (sec)	14246	19068

Hawai'i Electric Light Company, Inc. Frequency Excursion Statistics November 2022		
	<59.95 Hz	>60.05 Hz
Number of Excursions	7894	480
Maximum Duration (sec)	958	46
Maximum Deviation (Hz)	59.281	60.375
Total Duration of Excursions (sec)	34344	1446

Hawaiian Electric Company, Inc. Curtailment Report November 2022

Start Date/Time	Curtailment Set Point	MW output prior to start of curtailment	End Date/Time	MW output after curtailment released	Estimated MWh of curtailed energy during event (1)	IPP/Facility	Reason for Curtailment
11/04/22 06:12	0.0	0.00	11/04/22 09:46	0	*	WAIH N	System Constraints
11/04/22 06:13	0.0	0.00	11/04/22 09:47	0	*	WAIH S	System Constraints
11/04/22 16:01	0.0	31.10	11/04/22 18:51	0	*	KWMauka	System Constraints
11/04/22 16:06	0.0	7.10	11/04/22 18:53	0	*	KSMauka	System Constraints
11/04/22 17:17	0.0	0.20	11/04/22 18:56	0	*	WAIH N	System Constraints
11/04/22 17:18	0.0	0.10	11/04/22 18:57	0	*	WAIH S	System Constraints
11/05/22 08:42	0.0	1.30	11/05/22 09:04	0	*	KREP	System Constraints
11/06/22 03:12	0.0	0.00	11/06/22 03:26	0	*	KREP	System Constraints
11/09/22 12:55	0.0	17.60	11/09/22 13:55	0	*	KSMakai	Oversupply
11/09/22 12:55	0.0	19.60	11/09/22 13:56	0	*	KSMauka	Oversupply
11/10/22 13:25	0.0	1.60	11/10/22 14:31	0	*	Aloha2	Facility Requested
11/11/22 13:16	0.0	7.70	11/11/22 14:27	0	*	KSMauka	Oversupply
11/11/22 13:17	0.0	3.00	11/11/22 14:27	0	*	KSMakai	Oversupply
11/11/22 13:22	0.0	1.00	11/11/22 14:25	0	*	Aloha2	Oversupply
11/11/22 13:24	0.0	3.10	11/11/22 14:23	0	*	MFO	Oversupply
11/11/22 13:29	0.0	16.00	11/11/22 14:19	0	*	NPM	Oversupply
11/11/22 13:34	0.0	8.60	11/11/22 14:01	0	*	Lani	Oversupply
11/11/22 13:34	0.0	26.40	11/11/22 14:01	0	*	Waipio PV	Oversupply
11/12/22 11:31	0.0	15.70	11/12/22 15:16	0	*	KSMakai	Oversupply
11/12/22 11:31	0.0	22.70	11/12/22 15:16	0	*	KSMauka	Oversupply
11/12/22 12:25	0.0	1.60	11/12/22 14:56	0	*	Aloha2	Oversupply
11/12/22 12:25	0.0	3.10	11/12/22 14:54	0	*	MFO	Oversupply
11/12/22 12:25	0.0	20.10	11/12/22 14:45	0	*	NPM	Oversupply
11/12/22 12:33	6.5	10.90	11/12/22 12:37	0	*	Lani	Oversupply
11/12/22 12:33	23.5	41.20	11/12/22 12:37	0	*	Waipio PV	Oversupply
11/12/22 12:37	0.0	6.90	11/12/22 14:37	0	*	Lani	Oversupply
11/12/22 12:37	0.0	35.50	11/12/22 14:37	35.5	*	Waipio PV	Oversupply
11/13/22 11:46	0.0	17.90	11/13/22 13:49	0	*	KSMauka	Oversupply
11/13/22 11:47	0.0	19.30	11/13/22 13:49	0	*	KSMakai	Oversupply
11/13/22 11:48	0.0	2.70	11/13/22 13:46	0	*	Aloha2	Oversupply
11/13/22 11:50	0.0	2.50	11/13/22 13:45	0	*	MFO	Oversupply
11/13/22 11:51	0.0	16.90	11/13/22 13:41	0	*	NPM	Oversupply
11/16/22 07:56	0.0	0.90	11/16/22 08:41	0	*	WAIH N	System Constraints
11/16/22 07:57	0.0	0.20	11/16/22 08:41	0	*	WAIH S	System Constraints
11/16/22 16:00	0.0	13.10	11/16/22 16:28	0	*	KWMauka	System Constraints
11/16/22 16:01	0.0	15.50	11/16/22 16:28	0	*	KSMauka	System Constraints
11/16/22 16:04	0.0	1.90	11/16/22 16:29	0	*	WAIH N	System Constraints
11/16/22 16:06	0.0	0.40	11/16/22 16:31	0	*	WAIH S	System Constraints
11/18/22 12:17	0.0	16.20	11/18/22 14:02	0	*	KSMakai	Oversupply
11/18/22 12:17	0.0	21.70	11/18/22 14:02	0	*	KSMauka	Oversupply
11/19/22 12:20	0.0	16.70	11/19/22 13:43	0	*	KSMakai	Oversupply
11/19/22 12:20	0.0	23.50	11/19/22 13:43	0	*	KSMauka	Oversupply
11/20/22 07:36	0.0	23.60	11/20/22 17:03	0	*	NPM	System Constraints
11/20/22 10:46	0.0	14.80	11/20/22 14:30	0	*	KSMakai	Oversupply
11/20/22 10:46	0.0	6.70	11/20/22 14:30	0	*	KSMauka	Oversupply
11/20/22 10:48	0.0	1.90	11/20/22 13:11	0	*	Aloha2	Oversupply
11/20/22 10:51	0.0	1.70	11/20/22 13:10	0	*	MFO	Oversupply
11/20/22 12:33	0.0	11.40	11/20/22 12:58	0	*	Lani	Oversupply
11/20/22 12:33	0.0	34.40	11/20/22 12:58	0	*	Waipio PV	Oversupply
11/21/22 03:21	0.0	0.00	11/21/22 18:36	0	*	NPM	System Constraints
11/21/22 10:35	0.0	13.30	11/21/22 11:39	0	*	KSMakai	Oversupply
11/21/22 10:35	0.0	19.70	11/21/22 11:39	0	*	KSMauka	Oversupply
11/21/22 10:54	0.0	2.00	11/21/22 11:36	0	*	Aloha2	Oversupply
11/21/22 10:55	0.0	3.00	11/21/22 11:35	0	*	MFO	Oversupply
11/21/22 12:35	0.0	12.60	11/21/22 17:52	0	*	KSMakai	Oversupply
11/21/22 12:35	0.0	11.20	11/21/22 17:53	0	*	KSMauka	Oversupply
11/21/22 15:42	0.0		11/21/22 18:22	0		Kahuku WF	System Constraints
11/21/22 17:59	0.0	0.00	11/21/22 18:23	0	*	KSMakai	System Constraints
11/21/22 18:01	0.0	10.60	11/21/22 18:24	0	*	KWMakai	System Constraints
11/22/22 08:01	0.0	2.10	11/22/22 08:27	0	*	KLS2	System Constraints

Hawaiian Electric Company, Inc. Curtailment Report November 2022

Start Date/Time	Curtailment Set Point	MW output prior to start of curtailment	End Date/Time	MW output after curtailment released	Estimated MWh of curtailed energy during event (1)	IPP/Facility	Reason for Curtailment
11/22/22 10:09	0.0	11.80	11/22/22 10:39	0	*	KSMakai	Oversupply
11/22/22 10:09	0.0	9.00	11/22/22 10:39	0	*	KSMauka	Oversupply
11/22/22 16:55	0.0	0.00	11/22/22 16:58	0	*	KREP	Facility Requested
11/22/22 17:59	0.0	0.00	11/22/22 18:07	0	*	KLS2	System Constraints
11/22/22 22:01	0.0	0.00	11/22/22 22:38	0	*	Waianae	System Constraints
11/22/22 22:02	0.0	0.00	11/22/22 22:38	0	*	Aloha1	System Constraints
11/24/22 11:36	0.0	14.50	11/24/22 16:02	0	*	KSMakai	Oversupply
11/24/22 11:36	0.0	9.20	11/24/22 16:01	0	*	KSMauka	Oversupply
11/24/22 12:29	0.0	1.90	11/24/22 15:53	0	*	Aloha2	Oversupply
11/24/22 12:31	0.0	1.60	11/24/22 15:50	0	*	MFO	Oversupply
11/24/22 12:38	0.0	24.00	11/24/22 15:44	0	*	NPM	Oversupply
11/24/22 12:49	0.0	8.00	11/24/22 15:30	0	*	Lani	Oversupply
11/24/22 12:49	0.0	31.30	11/24/22 15:30	0	*	Waipio PV	Oversupply
11/25/22 08:56	0.0	9.30	11/25/22 15:21	0	*	KSMakai	Oversupply
11/25/22 08:56	0.0	7.30	11/25/22 15:21	0	*	KSMauka	Oversupply
11/25/22 09:06	0.0	1.60	11/25/22 15:16	0	*	Aloha2	Oversupply
11/25/22 09:08	0.0	2.10	11/25/22 15:07	0	*	MFO	Oversupply
11/25/22 09:30	0.0	21.10	11/25/22 15:01	0	*	NPM	Oversupply
11/25/22 09:38	4.5	26.10	11/25/22 11:10	4.6	*	Lani	Oversupply
11/25/22 09:38	15.5	37.60	11/25/22 11:10	0	*	Waipio PV	Oversupply
11/25/22 11:10	0.0	4.60	11/25/22 14:38	0	*	Lani	Oversupply
11/25/22 11:10	0.0	15.40	11/25/22 14:38	0	*	Waipio PV	Oversupply
11/25/22 11:15	0.0	20.00	11/25/22 14:13	0	55.28	WestL	Oversupply
11/25/22 12:38	0.0	25.80	11/25/22 14:00	0	*	Waianae	Oversupply
11/28/22 12:07	0.0	0.50	11/28/22 13:22	0	*	KLS2	System Constraints

- Aloha1 = Aloha Solar Energy Fund I
- Aloha2 = Aloha Solar Energy Fund II
- KLS2 = Kalaeloa Solar Two
- KREP = Kalaeloa Renewable Energy Partners
- Kahuku WF = Kahuku Wind Power
- Lani = Lanikuhana Solar
- MFO = Mauka FIT One Solar
- NPM = Na Pua Makani Power Partners
- KSMakai = Kawaiiloa Solar Makai
- KSMauka = Kawaiiloa Solar Mauka
- KWMakai = Kawaiiloa Wind Makai
- KWMauka = Kawaiiloa Wind Mauka
- WAIH N = Waihonu North
- WAIH S = Waihonu South
- Waianae = EE Waianae Solar Project
- Waipio PV = Waipio PV
- WestL = West Loch PV

(1) The estimated MWh of energy curtailed during the event is supplied by IPP, and HECO does not make any representations as to its accuracy.
* Data has not been provided by IPP.



Lanai Curtailment Report

November 2022

Start Date and Time	Duration (h:mm)	IPP Curtailed	Estimated MWh Curtailed	Peak MW Curtailed	Reasons for Curtailment
No curtailment for November 2022					
Notes:					
On June 27, 2012, Maui Electric notified Lanai Sustainability Research (LSR) that although LSR has not operated in compliance with the revised ramp rate of 360 kW/minute, Maui Electric would conditionally allow LSR to operate at the allowed capacity of 1.2 MW while the Maui Electric-Lanai Diesel Operator was in the control room.					
LSR possible output data is not available. Therefore, Maui Electric assumes LSR is curtailed if the LSR curtailment set point is less than 1,200 kW and LSR's output is within 70 kW of the curtailment set point.					
The curtailment reasons have been modified to oversupply, system constraints, and facility requested, to provide continuity with HPUC Docket No. 2013-0141 Decoupling for HECO companies' metrics.					
Facility Requested curtailment includes but is not limited to conditions that are attributed to IPPs such as communication problems and curtailment control testing.					



Maui Curtailment Report

November 2022

Start Date and Time	Duration (minutes)	IPP Curtailed	Estimated Curtailed MWH	Peak MW Curtailed	Reasons for Curtailment
11/1/2022 0:39	0:10	KWPII	0.12650	20.79539	Oversupply
11/1/2022 0:53	0:01	KWPII	0.00095	20.73552	Oversupply
11/1/2022 8:34	0:02	SSA2	0.02220	0.97900	Oversupply
11/1/2022 8:36	5:38	SSA2	12.64405	0.09300	Oversupply
11/1/2022 8:36	5:38	SSA3	11.85062	0.01200	Oversupply
11/1/2022 8:37	2:35	BS250	Data is not available	Data is not available	Oversupply
11/1/2022 8:37	5:39	KWPII	89.32894	20.76945	Oversupply
11/1/2022 9:39	0:02	AWE	0.01523	16.90000	Oversupply
11/1/2022 10:33	0:07	AWE	0.11724	12.70000	Oversupply
11/1/2022 10:41	0:09	AWE	0.29227	13.40000	Oversupply
11/1/2022 10:56	0:06	AWE	0.25170	13.40000	Oversupply
11/1/2022 11:08	2:34	AWE	16.81935	16.40000	Oversupply
11/1/2022 11:13	0:03	BS250	Data is not available	Data is not available	Oversupply
11/1/2022 11:15	0:01	5A	Data is not available	Data is not available	Oversupply
11/1/2022 11:15	0:01	MS	Data is not available	Data is not available	Oversupply
11/1/2022 11:20	0:10	5A	Data is not available	Data is not available	Oversupply
11/1/2022 11:20	2:56	BS250	Data is not available	Data is not available	Oversupply
11/1/2022 11:20	0:10	MS	Data is not available	Data is not available	Oversupply
11/1/2022 11:31	0:08	5A	Data is not available	Data is not available	Oversupply
11/1/2022 11:31	0:08	MS	Data is not available	Data is not available	Oversupply
11/1/2022 11:33	0:01	KWP	0.00171	16.40000	Oversupply
11/1/2022 11:40	0:01	5A	Data is not available	Data is not available	Oversupply
11/1/2022 11:40	0:01	MS	Data is not available	Data is not available	Oversupply
11/1/2022 11:43	0:08	5A	Data is not available	Data is not available	Oversupply
11/1/2022 11:43	0:08	MS	Data is not available	Data is not available	Oversupply
11/1/2022 11:43	0:01	KWP	0.00267	17.04000	Oversupply
11/1/2022 11:52	0:02	5A	Data is not available	Data is not available	Oversupply
11/1/2022 11:52	0:02	MS	Data is not available	Data is not available	Oversupply
11/1/2022 11:55	0:02	5A	Data is not available	Data is not available	Oversupply
11/1/2022 11:55	0:02	MS	Data is not available	Data is not available	Oversupply
11/1/2022 11:55	0:01	KWP	0.00267	16.72000	Oversupply
11/1/2022 11:58	0:02	5A	Data is not available	Data is not available	Oversupply
11/1/2022 11:58	0:02	MS	Data is not available	Data is not available	Oversupply
11/1/2022 12:01	0:01	5A	Data is not available	Data is not available	Oversupply
11/1/2022 12:01	0:01	MS	Data is not available	Data is not available	Oversupply
11/1/2022 12:02	0:01	KWP	0.00267	17.84000	Oversupply
11/1/2022 12:03	0:02	5A	Data is not available	Data is not available	Oversupply
11/1/2022 12:03	0:02	MS	Data is not available	Data is not available	Oversupply
11/1/2022 12:06	0:01	5A	Data is not available	Data is not available	Oversupply
11/1/2022 12:06	0:01	MS	Data is not available	Data is not available	Oversupply
11/1/2022 12:08	0:01	5A	Data is not available	Data is not available	Oversupply
11/1/2022 12:08	0:01	MS	Data is not available	Data is not available	Oversupply
11/1/2022 12:11	0:01	5A	Data is not available	Data is not available	Oversupply
11/1/2022 12:11	0:01	MS	Data is not available	Data is not available	Oversupply
11/1/2022 12:13	0:06	5A	Data is not available	Data is not available	Oversupply
11/1/2022 12:13	0:06	MS	Data is not available	Data is not available	Oversupply
11/1/2022 12:19	0:01	KWP	0.00267	16.72000	Oversupply
11/1/2022 12:20	0:05	5A	Data is not available	Data is not available	Oversupply
11/1/2022 12:20	0:05	MS	Data is not available	Data is not available	Oversupply
11/1/2022 12:26	0:01	5A	Data is not available	Data is not available	Oversupply
11/1/2022 12:26	0:01	MS	Data is not available	Data is not available	Oversupply
11/1/2022 12:28	0:01	5A	Data is not available	Data is not available	Oversupply
11/1/2022 12:28	0:01	MS	Data is not available	Data is not available	Oversupply
11/1/2022 12:31	0:01	5A	Data is not available	Data is not available	Oversupply
11/1/2022 12:31	0:01	MS	Data is not available	Data is not available	Oversupply
11/1/2022 12:34	0:03	5A	Data is not available	Data is not available	Oversupply
11/1/2022 12:34	0:03	MS	Data is not available	Data is not available	Oversupply
11/1/2022 12:38	0:01	5A	Data is not available	Data is not available	Oversupply
11/1/2022 12:38	0:01	MS	Data is not available	Data is not available	Oversupply
11/1/2022 12:41	0:01	5A	Data is not available	Data is not available	Oversupply
11/1/2022 12:41	0:01	MS	Data is not available	Data is not available	Oversupply
11/1/2022 12:43	0:04	5A	Data is not available	Data is not available	Oversupply
11/1/2022 12:43	0:04	MS	Data is not available	Data is not available	Oversupply
11/1/2022 12:46	0:01	KWP	0.00037	18.64000	Oversupply
11/1/2022 12:48	0:01	5A	Data is not available	Data is not available	Oversupply
11/1/2022 12:48	0:01	MS	Data is not available	Data is not available	Oversupply
11/1/2022 12:51	0:01	5A	Data is not available	Data is not available	Oversupply
11/1/2022 12:51	0:01	MS	Data is not available	Data is not available	Oversupply
11/1/2022 13:12	0:01	5A	Data is not available	Data is not available	Oversupply
11/1/2022 13:12	0:01	MS	Data is not available	Data is not available	Oversupply
11/1/2022 13:43	0:08	AWE	0.60741	14.80000	Oversupply
11/1/2022 14:14	0:02	SSA3	0.06731	0.02300	Oversupply
11/1/2022 14:15	0:02	SSA2	0.07089	0.00000	Oversupply



Maui Curtailment Report

November 2022

Start Date and Time	Duration (minutes)	IPP Curtailed	Estimated Curtailed MWH	Peak MW Curtailed	Reasons for Curtailment
11/1/2022 14:16	0:02	SSA3	0.05371	0.16700	Oversupply
11/1/2022 14:17	0:02	SSA2	0.07148	0.26500	Oversupply
11/1/2022 14:18	0:01	BS250	Data is not available	Data is not available	Oversupply
11/1/2022 14:18	0:02	SSA3	0.05283	0.60400	Oversupply
11/1/2022 14:19	0:02	SSA2	0.07089	0.62900	Oversupply
11/1/2022 14:20	0:02	SSA3	0.05371	0.80000	Oversupply
11/1/2022 14:21	0:02	SSA2	0.07148	1.25300	Oversupply
11/1/2022 14:22	1:04	BS250	Data is not available	Data is not available	Oversupply
11/1/2022 14:22	1:03	SSA3	1.77246	0.03400	Oversupply
11/1/2022 14:23	1:24	KWPII	12.02190	20.77244	Oversupply
11/1/2022 14:23	1:02	SSA2	2.29399	0.02000	Oversupply
11/1/2022 14:44	0:09	AWE	0.40969	17.60000	Oversupply
11/1/2022 14:55	0:06	AWE	0.33275	20.70000	Oversupply
11/1/2022 15:25	0:02	SSA2	0.06628	0.12500	Oversupply
11/1/2022 15:25	0:24	SSA3	0.39288	0.02500	Oversupply
11/1/2022 15:27	0:22	BS250	Data is not available	Data is not available	Oversupply
11/1/2022 15:27	0:02	SSA2	0.06683	0.00800	Oversupply
11/1/2022 15:29	0:20	SSA2	0.51778	0.00300	Oversupply
11/1/2022 15:49	0:02	SSA2	0.01817	0.67600	Oversupply
11/1/2022 15:50	0:02	SSA3	0.01592	0.90400	Oversupply
11/1/2022 20:54	0:01	AWE	0.00333	0.20000	Oversupply
11/2/2022 3:16	0:01	AWE	0.00167	0.10000	Oversupply
11/2/2022 3:29	0:01	AWE	0.00333	0.20000	Oversupply
11/2/2022 7:51	0:02	SSA3	0.01414	0.75200	Oversupply
11/2/2022 7:52	0:02	SSA2	0.00760	0.31000	Oversupply
11/2/2022 7:53	0:02	SSA3	0.01402	0.09500	Oversupply
11/2/2022 7:54	0:02	BS250	Data is not available	Data is not available	Oversupply
11/2/2022 7:54	0:02	SSA2	0.00766	0.00600	Oversupply
11/2/2022 7:55	0:01	KWPII	0.01131	10.52044	Oversupply
11/2/2022 7:55	0:02	SSA3	0.01426	0.00100	Oversupply
11/2/2022 7:56	0:02	SSA2	0.00766	0.33800	Oversupply
11/2/2022 7:58	0:02	SSA2	0.00460	0.28800	Oversupply
11/2/2022 10:11	0:02	SSA2	0.00086	2.28700	Oversupply
11/2/2022 10:19	0:02	SSA3	-0.00343	1.01300	Oversupply
11/2/2022 10:21	0:02	SSA2	0.00183	0.86900	Oversupply
11/2/2022 10:21	0:02	SSA3	-0.00338	0.43000	Oversupply
11/2/2022 10:37	0:02	SSA3	0.01019	1.13300	Oversupply
11/2/2022 10:41	0:02	SSA2	0.00919	1.96100	Oversupply
11/2/2022 10:41	0:02	SSA3	0.01028	1.62500	Oversupply
11/2/2022 10:47	0:02	SSA2	0.02176	1.10800	Oversupply
11/2/2022 10:47	0:02	SSA3	0.05286	2.05900	Oversupply
11/2/2022 10:49	0:02	SSA2	0.02158	1.04600	Oversupply
11/2/2022 10:49	0:02	SSA3	0.05374	1.87700	Oversupply
11/2/2022 10:50	0:01	BS250	Data is not available	Data is not available	Oversupply
11/2/2022 10:51	0:01	KWPII	0.00544	1.78434	Oversupply
11/2/2022 10:51	0:02	SSA2	0.02176	0.25700	Oversupply
11/2/2022 10:51	0:02	SSA3	0.05374	1.02500	Oversupply
11/2/2022 10:53	0:04	BS250	Data is not available	Data is not available	Oversupply
11/2/2022 10:53	0:04	SSA2	0.04334	0.03400	Oversupply
11/2/2022 10:53	0:02	SSA3	0.05286	0.01400	Oversupply
11/2/2022 10:54	0:02	KWPII	0.02334	0.86822	Oversupply
11/2/2022 10:55	0:01	AWE	0.01279	17.00000	Oversupply
11/2/2022 10:55	0:02	SSA3	0.05374	-0.00300	Oversupply
11/2/2022 10:57	0:02	SSA2	0.02194	0.42200	Oversupply
11/2/2022 10:57	0:02	SSA3	0.05330	-0.00300	Oversupply
11/2/2022 10:59	0:02	SSA2	0.00693	0.56000	Oversupply
11/2/2022 10:59	0:02	SSA3	0.02249	0.41900	Oversupply
11/2/2022 11:03	0:04	SSA2	0.01503	0.94000	Oversupply
11/2/2022 11:03	0:02	SSA3	0.02020	1.93500	Oversupply
11/2/2022 11:05	0:02	SSA3	0.02004	2.21200	Oversupply
11/2/2022 11:07	0:02	SSA2	0.00745	2.11600	Oversupply
11/2/2022 11:07	0:02	SSA3	0.02020	2.37900	Oversupply
11/2/2022 11:09	0:02	SSA2	0.00752	2.05700	Oversupply
11/2/2022 11:09	0:02	SSA3	0.02020	2.40500	Oversupply
11/2/2022 11:11	0:02	SSA2	0.00745	0.77800	Oversupply
11/2/2022 11:11	0:02	SSA3	0.02020	1.60500	Oversupply
11/2/2022 11:13	0:02	SSA2	0.00752	0.72100	Oversupply
11/2/2022 11:13	0:02	SSA3	0.02298	1.52900	Oversupply
11/2/2022 11:15	0:02	SSA2	0.02820	0.65000	Oversupply
11/2/2022 11:15	0:02	SSA3	0.02832	1.48900	Oversupply
11/2/2022 11:17	0:02	SSA2	0.02797	1.72200	Oversupply
11/2/2022 11:17	0:02	SSA3	0.02855	1.87400	Oversupply
11/2/2022 11:19	0:02	SSA2	0.02820	1.60600	Oversupply



Maui Curtailment Report

November 2022

Start Date and Time	Duration (minutes)	IPP Curtailed	Estimated Curtailed MWH	Peak MW Curtailed	Reasons for Curtailment
11/2/2022 11:19	0:02	SSA3	0.02832	1.13100	Oversupply
11/2/2022 11:21	0:02	SSA2	0.02820	0.47500	Oversupply
11/2/2022 11:21	0:02	SSA3	0.02855	1.00000	Oversupply
11/2/2022 11:23	0:02	SSA2	0.02797	1.42700	Oversupply
11/2/2022 11:23	0:02	SSA3	0.02855	1.58600	Oversupply
11/2/2022 11:25	0:02	SSA3	0.02879	2.43400	Oversupply
11/2/2022 11:27	0:02	SSA2	0.02844	1.69600	Oversupply
11/2/2022 11:27	0:02	SSA3	0.02855	1.24200	Oversupply
11/2/2022 11:40	0:02	SSA3	0.00487	2.49600	Oversupply
11/2/2022 11:42	0:02	SSA3	0.00487	2.49500	Oversupply
11/2/2022 11:43	0:02	SSA2	0.00580	2.51300	Oversupply
11/2/2022 11:44	0:02	SSA3	0.01873	2.49300	Oversupply
11/2/2022 11:45	0:02	SSA2	0.03332	1.19700	Oversupply
11/2/2022 11:46	0:02	SSA3	0.03327	0.59600	Oversupply
11/2/2022 11:47	0:02	SSA2	0.03304	1.89200	Oversupply
11/2/2022 11:48	0:02	SSA3	0.03299	2.16500	Oversupply
11/2/2022 11:49	0:02	SSA2	0.03332	1.91900	Oversupply
11/2/2022 11:50	0:02	SSA3	0.03327	1.56700	Oversupply
11/2/2022 11:51	0:02	SSA2	0.03359	1.38500	Oversupply
11/2/2022 11:52	0:02	SSA3	0.03327	1.62400	Oversupply
11/2/2022 11:53	0:02	SSA2	0.03332	1.55900	Oversupply
11/2/2022 11:55	0:02	SSA2	0.03332	2.34200	Oversupply
11/2/2022 11:56	0:02	SSA3	0.03327	2.14300	Oversupply
11/2/2022 11:57	0:02	SSA2	0.03332	1.06000	Oversupply
11/2/2022 11:58	0:02	SSA3	0.03727	1.46400	Oversupply
11/2/2022 11:59	0:02	SSA2	0.06066	0.91500	Oversupply
11/2/2022 12:00	0:02	SSA3	0.06524	1.34800	Oversupply
11/2/2022 12:01	0:02	SSA2	0.06641	0.64800	Oversupply
11/2/2022 12:02	0:02	SSA3	0.06524	0.29000	Oversupply
11/2/2022 12:03	0:02	SSA2	0.06587	0.51300	Oversupply
11/2/2022 12:04	0:02	SSA3	0.06417	0.85500	Oversupply
11/2/2022 12:05	0:02	SSA2	0.06587	0.47500	Oversupply
11/2/2022 12:06	0:02	SSA3	0.06417	0.92200	Oversupply
11/2/2022 12:07	0:02	SSA2	0.06587	0.15400	Oversupply
11/2/2022 12:08	0:02	SSA3	0.06524	0.43300	Oversupply
11/2/2022 12:09	0:02	SSA2	0.06532	1.03200	Oversupply
11/2/2022 12:10	0:02	SSA3	0.06471	1.00000	Oversupply
11/2/2022 12:11	0:02	SSA2	0.06587	0.09500	Oversupply
11/2/2022 12:12	0:01	KWPPI	0.00078	0.34529	Oversupply
11/2/2022 12:12	0:02	SSA3	0.06417	0.84600	Oversupply
11/2/2022 12:13	0:02	SSA2	0.07653	1.14500	Oversupply
11/2/2022 12:14	0:02	SSA3	0.07908	0.71000	Oversupply
11/2/2022 12:16	0:02	SSA2	0.08745	0.91300	Oversupply
11/2/2022 12:16	0:02	SSA3	0.08448	0.79700	Oversupply
11/2/2022 12:18	0:02	SSA2	0.08745	0.96200	Oversupply
11/2/2022 12:18	0:26	SSA3	1.10405	0.14200	Oversupply
11/2/2022 12:19	0:01	AWE	0.00712	17.40000	Oversupply
11/2/2022 12:19	0:01	KWPPI	0.00328	0.47702	Oversupply
11/2/2022 12:20	0:03	BS250	Data is not available	Data is not available	Oversupply
11/2/2022 12:20	0:24	SSA2	1.05757	0.01400	Oversupply
11/2/2022 12:21	0:03	AWE	0.02387	16.70000	Oversupply
11/2/2022 12:21	0:10	KWPPI	0.22813	2.33821	Oversupply
11/2/2022 12:24	0:21	BS250	Data is not available	Data is not available	Oversupply
11/2/2022 12:25	0:11	AWE	0.13252	17.10000	Oversupply
11/2/2022 12:35	0:09	KWPPI	0.14710	1.67257	Oversupply
11/2/2022 12:38	0:02	AWE	0.01340	17.30000	Oversupply
11/2/2022 12:44	0:02	SSA2	0.08822	0.09100	Oversupply
11/2/2022 12:44	0:02	SSA3	0.08401	0.00200	Oversupply
11/2/2022 12:46	0:02	SSA2	0.08786	0.29700	Oversupply
11/2/2022 12:46	0:02	SSA3	0.08338	0.38700	Oversupply
11/2/2022 12:48	0:01	BS250	Data is not available	Data is not available	Oversupply
11/2/2022 12:48	0:01	AWE	0.00182	17.30000	Oversupply
11/2/2022 12:48	0:03	KWPPI	0.01638	0.64169	Oversupply
11/2/2022 12:48	0:02	SSA2	0.08713	0.02300	Oversupply
11/2/2022 12:48	0:02	SSA3	0.08338	-0.00600	Oversupply
11/2/2022 12:50	0:16	BS250	Data is not available	Data is not available	Oversupply
11/2/2022 12:50	0:02	SSA2	0.08786	0.00900	Oversupply
11/2/2022 12:50	0:16	SSA3	0.66330	-0.00500	Oversupply
11/2/2022 12:52	0:01	AWE	0.00440	16.70000	Oversupply
11/2/2022 12:52	0:01	KWPPI	0.01364	0.81832	Oversupply
11/2/2022 12:52	0:14	SSA2	0.62041	0.00300	Oversupply
11/2/2022 12:54	0:10	AWE	0.27357	17.40000	Oversupply
11/2/2022 12:54	0:12	KWPPI	0.33764	2.30228	Oversupply



Maui Curtailment Report

November 2022

Start Date and Time	Duration (minutes)	IPP Curtailed	Estimated Curtailed MWH	Peak MW Curtailed	Reasons for Curtailment
11/2/2022 13:06	0:02	SSA2	0.08984	0.35000	Oversupply
11/2/2022 13:06	0:02	SSA3	0.08259	-0.00300	Oversupply
11/2/2022 13:07	0:05	BS250	Data is not available	Data is not available	Oversupply
11/2/2022 13:07	0:03	KWP/II	0.01827	1.06681	Oversupply
11/2/2022 13:08	0:04	SSA2	0.17894	0.00700	Oversupply
11/2/2022 13:08	0:04	SSA3	0.16382	-0.00400	Oversupply
11/2/2022 13:09	0:04	AWE	0.04535	17.20000	Oversupply
11/2/2022 13:12	0:01	KWP/II	0.00905	0.58380	Oversupply
11/2/2022 13:12	0:02	SSA2	0.08984	0.23800	Oversupply
11/2/2022 13:12	0:02	SSA3	0.08191	-0.00300	Oversupply
11/2/2022 13:14	0:04	SSA2	0.16301	0.23600	Oversupply
11/2/2022 13:14	0:04	SSA3	0.15827	0.44700	Oversupply
11/2/2022 13:15	0:02	BS250	Data is not available	Data is not available	Oversupply
11/2/2022 13:15	0:03	KWP/II	0.03893	1.07979	Oversupply
11/2/2022 13:16	0:02	AWE	0.01302	17.20000	Oversupply
11/2/2022 13:18	0:02	SSA2	0.07870	0.00200	Oversupply
11/2/2022 13:18	0:02	SSA3	0.07766	0.31900	Oversupply
11/2/2022 13:20	0:02	SSA2	0.07805	0.37000	Oversupply
11/2/2022 13:20	0:02	SSA3	0.07830	0.14800	Oversupply
11/2/2022 13:21	0:01	KWP/II	0.00177	0.76044	Oversupply
11/2/2022 13:22	0:02	SSA2	0.07870	0.33100	Oversupply
11/2/2022 13:22	0:02	SSA3	0.07766	0.00000	Oversupply
11/2/2022 13:23	0:02	BS250	Data is not available	Data is not available	Oversupply
11/2/2022 13:23	0:03	KWP/II	0.02061	1.20952	Oversupply
11/2/2022 13:24	0:02	SSA2	0.07870	0.00000	Oversupply
11/2/2022 13:24	0:02	SSA3	0.07895	-0.00400	Oversupply
11/2/2022 13:26	0:02	SSA2	0.07805	0.37100	Oversupply
11/2/2022 13:26	0:02	SSA3	0.07895	-0.00400	Oversupply
11/2/2022 13:28	0:02	SSA2	0.06470	0.36500	Oversupply
11/2/2022 13:29	0:02	SSA3	0.04713	0.05200	Oversupply
11/2/2022 13:29	0:01	KWP/II	0.00054	0.75246	Oversupply
11/2/2022 13:30	0:02	SSA2	0.01744	0.06100	Oversupply
11/2/2022 13:31	0:02	SSA3	0.01369	0.84500	Oversupply
11/2/2022 13:32	0:02	SSA2	0.01729	1.58300	Oversupply
11/2/2022 13:33	0:02	SSA3	0.01357	1.81100	Oversupply
11/2/2022 13:34	0:02	SSA2	0.01744	1.41600	Oversupply
11/2/2022 13:35	0:02	SSA3	0.01380	1.59100	Oversupply
11/2/2022 13:38	0:02	SSA2	0.01744	2.47300	Oversupply
11/2/2022 13:39	0:02	SSA3	0.01357	2.20500	Oversupply
11/2/2022 13:40	0:02	SSA2	0.01729	2.47600	Oversupply
11/2/2022 13:41	0:02	SSA3	0.01380	2.26400	Oversupply
11/2/2022 13:42	0:02	SSA2	0.01744	2.48200	Oversupply
11/2/2022 16:15	0:01	KWP/II	0.00125	0.07485	Oversupply
11/3/2022 8:43	0:02	SSA3	-0.00137	1.37800	Oversupply
11/3/2022 8:44	0:02	SSA2	-0.00086	1.08000	Oversupply
11/3/2022 8:46	0:01	BS250	Data is not available	Data is not available	Oversupply
11/3/2022 8:46	0:02	SSA3	0.00306	0.52700	Oversupply
11/3/2022 8:46	0:02	SSA2	0.00273	0.78500	Oversupply
11/3/2022 8:47	0:01	KWP/II	0.01594	5.97276	Oversupply
11/3/2022 9:26	0:02	SSA2	0.00139	1.06500	Oversupply
11/3/2022 9:26	0:02	SSA3	0.00173	1.77400	Oversupply
11/3/2022 9:28	0:02	SSA2	0.01413	1.60400	Oversupply
11/3/2022 9:28	0:02	SSA3	0.01596	1.80700	Oversupply
11/3/2022 9:30	0:02	SSA2	0.05619	0.70800	Oversupply
11/3/2022 9:30	0:02	SSA3	0.06014	0.90200	Oversupply
11/3/2022 9:32	0:32	SSA2	0.93581	0.15300	Oversupply
11/3/2022 9:32	0:32	SSA3	1.00545	0.12800	Oversupply
11/3/2022 9:33	0:31	BS250	Data is not available	Data is not available	Oversupply
11/3/2022 9:33	0:01	AWE	0.01103	20.70000	Oversupply
11/3/2022 9:35	0:29	AWE	1.22052	20.50000	Oversupply
11/3/2022 10:04	0:02	SSA2	0.05392	0.61500	Oversupply
11/3/2022 10:05	0:03	BS250	Data is not available	Data is not available	Oversupply
11/3/2022 10:05	0:02	SSA3	0.05685	0.29500	Oversupply
11/3/2022 10:06	0:02	SSA2	0.05392	0.29000	Oversupply
11/3/2022 10:07	0:01	AWE	0.00218	20.70000	Oversupply
11/3/2022 10:07	0:02	SSA3	0.05732	0.00700	Oversupply
11/3/2022 10:08	0:02	SSA2	0.05348	0.48900	Oversupply
11/3/2022 10:09	0:02	SSA3	0.05638	0.57300	Oversupply
11/3/2022 10:10	0:02	SSA2	0.05392	0.61000	Oversupply
11/3/2022 10:11	0:02	SSA3	0.05732	0.63800	Oversupply
11/3/2022 10:12	0:02	SSA2	0.05348	0.59300	Oversupply
11/3/2022 10:13	0:02	SSA3	0.05677	1.01000	Oversupply
11/3/2022 10:14	0:02	SSA2	0.05998	0.49000	Oversupply



Maui Curtailment Report

November 2022

Start Date and Time	Duration (minutes)	IPP Curtailed	Estimated Curtailed MWH	Peak MW Curtailed	Reasons for Curtailment
11/3/2022 10:15	0:02	SSA3	0.06741	0.83600	Oversupply
11/3/2022 10:16	0:02	SSA2	0.06556	0.80300	Oversupply
11/3/2022 10:17	0:02	SSA3	0.06741	0.43900	Oversupply
11/3/2022 10:18	0:02	SSA2	0.06502	0.88300	Oversupply
11/3/2022 10:19	0:02	SSA3	0.06797	0.76800	Oversupply
11/3/2022 10:20	0:33	BS250	Data is not available	Data is not available	Oversupply
11/3/2022 10:20	0:02	SSA2	0.06556	0.23100	Oversupply
11/3/2022 10:21	0:02	AWE	0.00651	20.70000	Oversupply
11/3/2022 10:21	0:32	SSA3	1.13700	0.01100	Oversupply
11/3/2022 10:22	0:02	SSA2	0.06556	0.00300	Oversupply
11/3/2022 10:24	0:30	AWE	1.38413	20.80000	Oversupply
11/3/2022 10:24	0:30	SSA2	1.04697	0.00100	Oversupply
11/3/2022 10:43	0:01	KWPPII	0.00181	0.10878	Oversupply
11/3/2022 10:45	0:03	KWPPII	0.01141	0.41315	Oversupply
11/3/2022 10:49	0:02	KWPPII	0.00802	0.31036	Oversupply
11/3/2022 10:53	0:02	SSA3	0.06868	0.16000	Oversupply
11/3/2022 10:55	0:02	SSA2	0.06477	0.58200	Oversupply
11/3/2022 10:55	0:02	SSA3	0.06924	0.97200	Oversupply
11/3/2022 10:57	0:02	SSA2	0.06531	0.90300	Oversupply
11/3/2022 10:57	0:02	SSA3	0.06868	1.17400	Oversupply
11/3/2022 10:59	0:02	SSA2	0.04364	0.36700	Oversupply
11/3/2022 10:59	0:02	SSA3	0.05068	0.98700	Oversupply
11/3/2022 11:01	0:02	SSA2	0.02830	1.47100	Oversupply
11/3/2022 11:01	0:02	SSA3	0.02505	1.29900	Oversupply
11/3/2022 11:03	0:02	SSA2	0.02854	1.32600	Oversupply
11/3/2022 11:03	0:02	SSA3	0.02505	1.22500	Oversupply
11/3/2022 11:05	0:02	SSA2	0.02854	0.71700	Oversupply
11/3/2022 11:05	0:02	SSA3	0.02464	1.08600	Oversupply
11/3/2022 11:07	0:02	SSA2	0.02830	1.62300	Oversupply
11/3/2022 11:07	0:02	SSA3	0.02505	1.18300	Oversupply
11/3/2022 11:09	0:02	SSA3	0.02485	1.49300	Oversupply
11/3/2022 11:11	0:02	SSA2	0.02854	1.00500	Oversupply
11/3/2022 11:11	0:02	SSA3	0.02505	1.06700	Oversupply
11/3/2022 11:13	0:02	SSA2	0.03080	1.74500	Oversupply
11/3/2022 11:13	0:02	SSA3	0.03418	1.11000	Oversupply
11/3/2022 11:15	0:02	SSA2	0.06691	1.48700	Oversupply
11/3/2022 11:15	0:02	SSA3	0.04948	1.04200	Oversupply
11/3/2022 11:17	0:02	SSA2	0.06582	1.72300	Oversupply
11/3/2022 11:17	0:02	SSA3	0.04989	1.27800	Oversupply
11/3/2022 11:19	0:02	SSA2	0.06636	2.06200	Oversupply
11/3/2022 11:19	0:02	SSA3	0.04989	1.09300	Oversupply
11/3/2022 11:20	0:03	BS250	Data is not available	Data is not available	Oversupply
11/3/2022 11:21	0:03	KWPPII	0.06888	2.76733	Oversupply
11/3/2022 11:21	0:24	SSA2	0.92452	0.02400	Oversupply
11/3/2022 11:21	0:02	SSA3	0.04948	0.00200	Oversupply
11/3/2022 11:23	0:02	SSA3	0.04989	0.66100	Oversupply
11/3/2022 11:24	0:20	BS250	Data is not available	Data is not available	Oversupply
11/3/2022 11:25	0:18	KWPPII	0.56557	3.82217	Oversupply
11/3/2022 11:25	0:20	SSA3	0.64965	0.00100	Oversupply
11/3/2022 11:31	0:12	AWE	0.42943	20.70000	Oversupply
11/3/2022 11:45	0:02	SSA2	0.07655	0.82300	Oversupply
11/3/2022 11:45	0:02	SSA3	0.04101	0.67600	Oversupply
11/3/2022 11:47	0:02	SSA2	0.07592	0.87400	Oversupply
11/3/2022 11:47	0:02	SSA3	0.04034	-0.00100	Oversupply
11/3/2022 11:48	0:02	BS250	Data is not available	Data is not available	Oversupply
11/3/2022 11:49	0:42	SSA2	1.69204	0.32900	Oversupply
11/3/2022 11:49	0:02	SSA3	0.04067	0.00900	Oversupply
11/3/2022 11:50	0:03	KWPPII	0.00921	0.25248	Oversupply
11/3/2022 11:51	0:39	BS250	Data is not available	Data is not available	Oversupply
11/3/2022 11:51	0:38	SSA3	0.94507	0.00200	Oversupply
11/3/2022 11:52	0:01	AWE	0.01157	20.40000	Oversupply
11/3/2022 11:54	0:36	AWE	2.04413	21.00000	Oversupply
11/3/2022 11:57	0:06	KWPPII	0.06708	1.08777	Oversupply
11/3/2022 12:12	0:01	KWPPII	0.00321	0.19261	Oversupply
11/3/2022 12:30	0:02	SSA3	0.00973	0.16300	Oversupply
11/3/2022 12:31	0:02	SSA2	0.03177	0.86700	Oversupply
11/3/2022 12:32	0:01	BS250	Data is not available	Data is not available	Oversupply
11/3/2022 12:32	0:02	SSA3	0.00973	0.16600	Oversupply
11/3/2022 12:33	0:02	SSA2	0.03204	1.78200	Oversupply
11/3/2022 12:34	0:02	SSA3	0.00957	0.79300	Oversupply
11/3/2022 12:35	0:02	SSA2	0.03204	1.76500	Oversupply
11/3/2022 12:36	0:02	SSA3	0.00980	0.22500	Oversupply
11/3/2022 12:37	0:02	SSA2	0.03177	0.84600	Oversupply



Maui Curtailment Report

November 2022

Start Date and Time	Duration (minutes)	IPP Curtailed	Estimated Curtailed MWH	Peak MW Curtailed	Reasons for Curtailment
11/3/2022 12:38	0:02	SSA3	0.00957	0.90000	Oversupply
11/3/2022 12:39	0:02	SSA2	0.03230	1.44400	Oversupply
11/3/2022 12:44	0:02	SSA3	-0.00459	1.84900	Oversupply
11/3/2022 12:46	0:02	SSA3	0.00659	0.89900	Oversupply
11/3/2022 12:57	0:02	SSA2	0.00524	2.57200	Oversupply
11/3/2022 12:58	0:02	SSA3	0.01453	1.16700	Oversupply
11/3/2022 13:08	0:02	SSA3	0.01419	1.06200	Oversupply
11/3/2022 13:10	0:02	SSA3	0.01419	1.00900	Oversupply
11/3/2022 13:11	0:04	SSA2	0.08257	1.38100	Oversupply
11/3/2022 13:12	0:18	BS250	Data is not available	Data is not available	Oversupply
11/3/2022 13:12	0:04	SSA3	0.05103	0.05200	Oversupply
11/3/2022 13:15	0:01	KWPPI	0.00401	1.86019	Oversupply
11/3/2022 13:15	0:02	SSA2	0.09512	0.12300	Oversupply
11/3/2022 13:16	0:02	SSA3	0.08929	0.11600	Oversupply
11/3/2022 13:17	0:12	SSA2	0.56824	0.01400	Oversupply
11/3/2022 13:18	0:14	SSA3	0.51614	0.00600	Oversupply
11/3/2022 13:20	0:10	KWPPI	0.22444	2.38412	Oversupply
11/3/2022 13:22	0:04	AWE	0.12092	20.20000	Oversupply
11/3/2022 13:30	0:02	SSA2	0.03085	0.05000	Oversupply
11/3/2022 13:32	0:02	SSA2	0.03111	0.41900	Oversupply
11/3/2022 13:33	0:02	SSA3	0.01909	1.99400	Oversupply
11/3/2022 13:34	0:02	SSA2	0.03111	1.03600	Oversupply
11/3/2022 13:36	0:02	SSA2	0.03085	1.03000	Oversupply
11/3/2022 14:49	0:02	SSA3	0.01932	2.21200	Oversupply
11/3/2022 14:50	0:02	SSA2	0.03448	1.60900	Oversupply
11/3/2022 14:51	0:02	SSA3	0.01900	1.35200	Oversupply
11/3/2022 14:52	0:02	SSA2	0.03477	0.13300	Oversupply
11/3/2022 14:53	0:01	BS250	Data is not available	Data is not available	Oversupply
11/3/2022 14:53	0:02	AWE	0.01048	20.60000	Oversupply
11/3/2022 14:53	0:02	KWPPI	0.01009	0.46006	Oversupply
11/3/2022 14:53	0:02	SSA3	0.01900	0.00300	Oversupply
11/3/2022 14:54	0:02	SSA2	0.03477	0.31600	Oversupply
11/3/2022 14:55	0:02	SSA3	0.01932	1.32900	Oversupply
11/3/2022 14:56	0:02	SSA2	0.03477	0.62800	Oversupply
11/3/2022 14:57	0:02	SSA3	0.01916	1.30000	Oversupply
11/3/2022 15:28	0:02	SSA2	0.02069	0.98500	Oversupply
11/3/2022 15:29	0:04	SSA3	0.09348	0.08300	Oversupply
11/3/2022 15:30	0:08	BS250	Data is not available	Data is not available	Oversupply
11/3/2022 15:30	0:08	SSA2	0.17865	0.02400	Oversupply
11/3/2022 15:31	0:01	KWPPI	0.01028	7.00565	Oversupply
11/3/2022 15:33	0:05	KWPPI	0.04999	7.01263	Oversupply
11/3/2022 15:33	0:04	SSA3	0.09276	0.00700	Oversupply
11/3/2022 15:38	0:02	SSA3	0.04600	0.00800	Oversupply
11/3/2022 15:38	0:02	SSA2	0.04485	0.32800	Oversupply
11/3/2022 15:40	0:02	SSA3	0.04562	1.01300	Oversupply
11/3/2022 15:40	0:04	SSA2	0.08932	0.32400	Oversupply
11/3/2022 15:41	0:03	BS250	Data is not available	Data is not available	Oversupply
11/3/2022 15:42	0:02	KWPPI	0.01969	11.93954	Oversupply
11/3/2022 15:42	0:02	SSA3	0.04562	0.01700	Oversupply
11/3/2022 15:44	0:02	SSA3	0.04854	0.83500	Oversupply
11/3/2022 15:46	0:02	SSA3	0.04834	1.13800	Oversupply
11/3/2022 15:46	0:02	SSA2	0.05062	0.59800	Oversupply
11/3/2022 15:48	0:23	BS250	Data is not available	Data is not available	Oversupply
11/3/2022 15:48	0:04	SSA3	0.09667	0.43300	Oversupply
11/3/2022 15:48	0:02	SSA2	0.05062	0.01900	Oversupply
11/3/2022 15:50	0:01	KWPPI	0.02916	12.87362	Oversupply
11/3/2022 15:50	0:02	SSA2	0.05062	0.15700	Oversupply
11/3/2022 15:52	0:20	KWPPI	1.18686	17.08699	Oversupply
11/3/2022 15:52	0:20	SSA3	0.41000	0.00200	Oversupply
11/3/2022 15:52	0:20	SSA2	0.47519	0.00500	Oversupply
11/5/2022 0:37	0:05	KWPPI	0.12130	17.49715	Oversupply
11/5/2022 4:41	0:01	KWPPI	0.00025	0.01497	Oversupply
11/5/2022 4:46	0:08	KWPPI	0.36185	9.57239	Oversupply
11/5/2022 4:59	0:12	KWPPI	1.35604	13.15305	Oversupply
11/5/2022 5:12	0:04	KWPPI	0.13679	11.07231	Oversupply
11/5/2022 5:17	0:02	KWPPI	0.00801	11.40862	Oversupply
11/5/2022 6:58	0:01	BS250	Data is not available	Data is not available	Oversupply
11/5/2022 6:58	0:02	SSA3	0.00104	0.05400	Oversupply
11/6/2022 5:01	0:01	KWPPI	0.00072	0.04291	Oversupply
11/6/2022 5:04	0:01	KWPPI	0.00083	0.04990	Oversupply
11/6/2022 6:35	0:12	BS250	Data is not available	Data is not available	Oversupply
11/6/2022 6:36	0:01	KWPPI	0.00370	0.30238	Oversupply
11/6/2022 6:37	0:10	AWE	0.08130	21.00000	Oversupply



Maui Curtailment Report

November 2022

Start Date and Time	Duration (minutes)	IPP Curtailed	Estimated Curtailed MWH	Peak MW Curtailed	Reasons for Curtailment
11/6/2022 6:44	0:04	KWPIL	0.06135	1.75540	Oversupply
11/6/2022 6:48	0:01	BS250	Data is not available	Data is not available	Oversupply
11/6/2022 6:50	0:01	BS250	Data is not available	Data is not available	Oversupply
11/6/2022 7:58	0:24	SSA3	0.35473	0.01100	Oversupply
11/6/2022 7:59	0:19	BS250	Data is not available	Data is not available	Oversupply
11/6/2022 7:59	0:24	KWPIL	0.76442	10.57833	Oversupply
11/6/2022 7:59	0:24	SSA2	0.27754	-0.00100	Oversupply
11/6/2022 8:19	0:03	BS250	Data is not available	Data is not available	Oversupply
11/6/2022 8:22	0:02	SSA3	0.03355	0.37900	Oversupply
11/6/2022 8:23	0:02	SSA2	0.02613	0.21400	Oversupply
11/6/2022 8:24	2:58	BS250	Data is not available	Data is not available	Oversupply
11/6/2022 8:25	0:01	KWPIL	0.00784	9.95860	Oversupply
11/6/2022 8:25	3:01	SSA3	5.70474	0.04700	Oversupply
11/6/2022 8:25	3:01	SSA2	5.23461	0.11900	Oversupply
11/6/2022 8:27	2:59	KWPIL	35.69045	19.21563	Oversupply
11/6/2022 9:24	0:04	AWE	0.00363	21.00000	Oversupply
11/6/2022 9:29	0:01	AWE	0.00107	21.00000	Oversupply
11/6/2022 9:39	0:03	AWE	0.00322	21.00000	Oversupply
11/6/2022 9:43	0:06	AWE	0.00295	21.00000	Oversupply
11/6/2022 9:50	0:01	AWE	0.00124	21.00000	Oversupply
11/6/2022 10:08	0:02	AWE	0.00432	21.00000	System Constraint
11/6/2022 10:11	0:28	AWE	1.74940	21.00000	Oversupply
11/6/2022 11:23	0:03	BS250	Data is not available	Data is not available	Oversupply
11/6/2022 11:26	0:02	SSA2	0.07281	0.64700	Oversupply
11/6/2022 11:26	0:02	SSA3	0.06718	0.47300	Oversupply
11/6/2022 11:28	0:02	SSA2	0.06506	1.11300	Oversupply
11/6/2022 11:28	0:02	SSA3	0.05739	0.43500	Oversupply
11/6/2022 11:30	0:02	SSA2	0.04697	0.21900	Oversupply
11/6/2022 11:30	0:02	SSA3	0.03732	0.11300	Oversupply
11/6/2022 11:34	0:02	SSA2	0.04736	1.65400	Oversupply
11/6/2022 11:34	0:02	SSA3	0.03794	0.98600	Oversupply
11/6/2022 11:36	0:02	SSA2	0.04697	0.64300	Oversupply
11/6/2022 11:36	0:02	SSA3	0.03763	0.67400	Oversupply
11/6/2022 11:38	0:02	SSA2	0.04658	0.74300	Oversupply
11/6/2022 11:38	0:02	SSA3	0.03794	0.57500	Oversupply
11/6/2022 11:40	0:02	SSA2	0.04697	1.51400	Oversupply
11/6/2022 11:40	0:02	SSA3	0.03794	1.50100	Oversupply
11/6/2022 11:42	0:02	SSA2	0.04697	1.66300	Oversupply
11/6/2022 11:42	0:02	SSA3	0.03763	1.75800	Oversupply
11/6/2022 11:44	0:02	SSA2	0.06434	1.15500	Oversupply
11/6/2022 11:44	0:02	SSA3	0.05843	1.36800	Oversupply
11/6/2022 11:46	0:02	SSA2	0.06954	1.65100	Oversupply
11/6/2022 11:46	0:02	SSA3	0.07253	1.78300	Oversupply
11/6/2022 11:48	0:02	SSA2	0.06897	1.66700	Oversupply
11/6/2022 11:48	0:02	SSA3	0.07135	1.54700	Oversupply
11/6/2022 11:50	0:12	SSA2	0.38812	0.30700	Oversupply
11/6/2022 11:50	0:12	SSA3	0.39248	0.01800	Oversupply
11/6/2022 11:51	0:11	BS250	Data is not available	Data is not available	Oversupply
11/6/2022 11:52	0:12	KWPIL	0.31608	7.74513	Oversupply
11/6/2022 12:02	0:04	SSA2	0.09370	0.00800	Oversupply
11/6/2022 12:02	0:02	SSA3	0.04635	0.18700	Oversupply
11/6/2022 12:04	0:02	SSA3	0.04635	0.10900	Oversupply
11/6/2022 12:06	0:02	SSA2	0.04704	1.69200	Oversupply
11/6/2022 12:06	0:02	SSA3	0.04674	1.86500	Oversupply
11/6/2022 12:08	0:02	SSA2	0.04704	1.69700	Oversupply
11/6/2022 12:08	0:02	SSA3	0.04713	2.36000	Oversupply
11/6/2022 12:10	0:02	SSA2	0.04665	1.65500	Oversupply
11/6/2022 12:10	0:02	SSA3	0.04674	1.01900	Oversupply
11/6/2022 12:12	0:02	SSA2	0.04704	0.93700	Oversupply
11/6/2022 12:12	0:02	SSA3	0.04674	0.88200	Oversupply
11/6/2022 12:14	0:02	SSA2	0.02954	1.66800	Oversupply
11/6/2022 12:14	0:02	SSA3	0.00972	1.46800	Oversupply
11/6/2022 12:20	0:02	SSA2	0.02721	1.71700	Oversupply
11/6/2022 12:21	0:02	SSA3	0.00920	2.39100	Oversupply
11/6/2022 12:22	0:02	SSA2	0.02721	1.72200	Oversupply
11/6/2022 12:23	0:02	SSA3	0.00935	1.53500	Oversupply
11/6/2022 15:44	0:02	SSA2	0.02501	1.32500	Oversupply
11/6/2022 15:44	0:02	SSA3	0.00352	1.55400	Oversupply
11/6/2022 15:48	0:02	SSA2	0.02199	1.27100	Oversupply
11/6/2022 15:48	0:02	SSA3	0.00857	1.30600	Oversupply
11/6/2022 15:50	0:02	SSA2	0.02181	1.21400	Oversupply
11/6/2022 15:50	0:02	SSA3	0.00871	0.65700	Oversupply
11/6/2022 15:52	0:02	SSA2	0.02199	1.19300	Oversupply



Maui Curtailment Report

November 2022

Start Date and Time	Duration (minutes)	IPP Curtailed	Estimated Curtailed MWH	Peak MW Curtailed	Reasons for Curtailment
11/6/2022 15:54	0:02	SSA2	0.02199	1.10500	Oversupply
11/6/2022 15:54	0:02	SSA3	0.00857	0.86800	Oversupply
11/6/2022 15:56	0:02	SSA2	0.02199	0.59300	Oversupply
11/6/2022 15:56	0:02	SSA3	0.00864	0.94300	Oversupply
11/6/2022 15:58	0:02	SSA2	0.02281	0.43100	Oversupply
11/6/2022 16:01	0:02	SSA3	0.01667	1.15200	Oversupply
11/6/2022 16:03	0:02	SSA3	0.01681	1.12700	Oversupply
11/6/2022 16:04	0:02	SSA2	0.02878	1.07200	Oversupply
11/6/2022 16:05	0:02	SSA3	0.01681	0.64600	Oversupply
11/6/2022 16:06	0:02	SSA2	0.02902	1.03800	Oversupply
11/6/2022 16:07	0:02	SSA3	0.01694	0.20600	Oversupply
11/6/2022 16:08	0:02	BS250	Data is not available	Data is not available	Oversupply
11/6/2022 16:08	0:02	SSA2	0.02902	0.14300	Oversupply
11/6/2022 16:09	0:02	SSA3	0.01681	0.00200	Oversupply
11/6/2022 16:10	0:01	KWPPI	0.01559	15.07212	Oversupply
11/6/2022 16:10	0:02	SSA2	0.02878	0.09200	Oversupply
11/6/2022 16:11	0:02	SSA3	0.01681	0.35900	Oversupply
11/6/2022 17:49	0:01	BS250	Data is not available	Data is not available	Oversupply
11/6/2022 17:52	0:01	KWPPI	0.00290	10.19212	Oversupply
11/6/2022 17:54	0:06	KWPPI	0.14051	11.77388	Oversupply
11/6/2022 18:21	0:16	KWPPI	1.56001	16.13195	Oversupply
11/6/2022 22:11	0:15	KWPPI	1.29974	17.78057	Oversupply
11/6/2022 22:43	0:04	KWPPI	0.17932	15.96329	Oversupply
11/6/2022 22:51	0:08	KWPPI	0.40318	17.24666	Oversupply
11/6/2022 23:53	0:07	KWPPI	0.24691	15.49825	Oversupply
11/7/2022 0:12	0:04	KWPPI	0.08972	12.35968	Oversupply
11/7/2022 0:19	0:02	KWPPI	0.02445	12.61715	Oversupply
11/7/2022 0:28	0:06	KWPPI	0.16167	15.14098	Oversupply
11/7/2022 0:58	0:09	KWPPI	0.13117	18.73561	Oversupply
11/7/2022 1:10	0:01	KWPPI	0.00778	17.33548	Oversupply
11/7/2022 1:19	0:13	KWPPI	0.51911	14.63002	Oversupply
11/7/2022 1:45	0:19	KWPPI	1.43998	15.78466	Oversupply
11/7/2022 2:06	0:02	KWPPI	0.02978	11.87667	Oversupply
11/7/2022 2:21	0:03	KWPPI	0.03864	11.67308	Oversupply
11/7/2022 2:28	2:16	KWPPI	15.48630	16.16688	Oversupply
11/7/2022 5:21	0:01	KWPPI	0.00454	11.56730	Oversupply
11/7/2022 5:23	0:54	KWPPI	5.04420	20.45309	Oversupply
11/7/2022 8:11	0:02	SSA3	0.00210	0.38000	Oversupply
11/7/2022 8:12	0:02	SSA2	0.00566	0.41600	Oversupply
11/7/2022 8:13	0:01	BS250	Data is not available	Data is not available	Oversupply
11/7/2022 8:13	0:02	SSA3	0.00642	0.19700	Oversupply
11/7/2022 8:14	0:02	SSA2	0.01045	0.39800	Oversupply
11/7/2022 8:17	0:02	SSA3	0.01973	0.39000	Oversupply
11/7/2022 8:18	0:02	SSA2	0.02359	0.20100	Oversupply
11/7/2022 8:19	0:13	BS250	Data is not available	Data is not available	Oversupply
11/7/2022 8:19	0:14	SSA3	0.10823	0.00700	Oversupply
11/7/2022 8:20	0:13	KWPPI	1.08033	19.49605	Oversupply
11/7/2022 8:20	0:12	SSA2	0.12445	0.00100	Oversupply
11/7/2022 8:32	0:02	SSA2	0.00932	0.29300	Oversupply
11/7/2022 8:33	0:01	BS250	Data is not available	Data is not available	Oversupply
11/7/2022 9:44	0:02	SSA3	0.00695	1.96100	Oversupply
11/7/2022 9:50	0:02	SSA3	0.01602	1.83600	Oversupply
11/7/2022 9:51	0:02	SSA2	0.01148	0.35000	Oversupply
11/7/2022 9:52	0:02	SSA3	0.01602	1.24600	Oversupply
11/7/2022 9:53	0:02	SSA2	0.01158	0.46800	Oversupply
11/7/2022 9:54	0:02	SSA3	0.01575	1.74500	Oversupply
11/7/2022 9:55	0:02	SSA2	0.01167	0.37900	Oversupply
11/7/2022 9:56	0:02	SSA3	0.01602	1.40600	Oversupply
11/7/2022 9:57	0:02	SSA2	0.01148	0.39400	Oversupply
11/7/2022 9:58	0:02	SSA3	0.03995	0.71300	Oversupply
11/7/2022 9:59	0:02	SSA2	0.01858	0.40800	Oversupply
11/7/2022 10:00	0:02	BS250	Data is not available	Data is not available	Oversupply
11/7/2022 10:00	0:10	SSA3	0.33334	0.00500	Oversupply
11/7/2022 10:01	0:03	KWPPI	0.03573	15.94733	Oversupply
11/7/2022 10:01	0:02	SSA2	0.03584	0.00600	Oversupply
11/7/2022 10:03	0:02	SSA2	0.03554	0.05400	Oversupply
11/7/2022 10:04	0:07	BS250	Data is not available	Data is not available	Oversupply
11/7/2022 10:05	0:52	KWPPI	5.68085	17.61591	Oversupply
11/7/2022 10:05	0:52	SSA2	1.48638	0.00100	Oversupply
11/7/2022 10:11	0:02	SSA3	0.06733	0.02100	Oversupply
11/7/2022 10:12	0:44	BS250	Data is not available	Data is not available	Oversupply
11/7/2022 10:13	0:44	SSA3	1.16278	0.00000	Oversupply
11/7/2022 10:40	0:08	AWE	0.17559	20.60000	Oversupply



Maui Curtailment Report

November 2022

Start Date and Time	Duration (minutes)	IPP Curtailed	Estimated Curtailed MWH	Peak MW Curtailed	Reasons for Curtailment
11/7/2022 10:59	0:02	SSA3	0.02339	0.67100	Oversupply
11/7/2022 10:59	0:02	SSA2	0.05206	1.70600	Oversupply
11/7/2022 11:03	0:02	SSA2	0.06099	1.89700	Oversupply
11/7/2022 11:05	0:02	SSA3	0.05319	1.90600	Oversupply
11/7/2022 11:05	0:02	SSA2	0.06048	1.79800	Oversupply
11/7/2022 11:07	0:13	BS250	Data is not available	Data is not available	Oversupply
11/7/2022 11:07	0:14	SSA3	0.41423	0.00400	Oversupply
11/7/2022 11:07	0:14	SSA2	0.37642	0.01800	Oversupply
11/7/2022 11:08	0:13	KWP11	0.72869	16.14692	Oversupply
11/7/2022 11:21	0:02	SSA3	0.06750	0.64700	Oversupply
11/7/2022 11:21	0:02	SSA2	0.04346	0.34300	Oversupply
11/7/2022 11:23	0:01	BS250	Data is not available	Data is not available	Oversupply
11/7/2022 11:23	0:02	SSA3	0.06750	0.33000	Oversupply
11/7/2022 11:23	0:02	SSA2	0.04346	0.36400	Oversupply
11/7/2022 11:25	0:02	SSA3	0.06640	1.39100	Oversupply
11/7/2022 11:25	0:02	SSA2	0.04382	1.13400	Oversupply
11/7/2022 11:27	0:02	SSA3	0.06750	1.93700	Oversupply
11/7/2022 11:27	0:02	SSA2	0.04310	1.57000	Oversupply
11/7/2022 11:29	1:28	BS250	Data is not available	Data is not available	Oversupply
11/7/2022 11:29	1:15	SSA3	3.12527	0.01100	Oversupply
11/7/2022 11:29	1:29	SSA2	3.76053	0.02100	Oversupply
11/7/2022 11:30	1:15	KWP11	13.95766	18.38533	Oversupply
11/7/2022 12:14	0:02	AWE	0.01179	19.90000	Oversupply
11/7/2022 12:18	0:03	AWE	0.02957	20.50000	Oversupply
11/7/2022 12:30	0:01	AWE	0.01039	20.50000	Oversupply
11/7/2022 12:32	0:02	AWE	0.01309	20.50000	Oversupply
11/7/2022 12:35	0:02	AWE	0.00865	20.80000	Oversupply
11/7/2022 12:44	0:02	SSA3	0.08518	0.07300	Oversupply
11/7/2022 12:46	0:11	KWP11	0.82476	10.22006	Oversupply
11/7/2022 12:46	0:10	SSA3	0.41280	0.00000	Oversupply
11/7/2022 12:56	0:02	SSA3	0.08338	0.20100	Oversupply
11/7/2022 12:58	0:11	BS250	Data is not available	Data is not available	Oversupply
11/7/2022 12:58	0:01	KWP11	0.00835	8.52952	Oversupply
11/7/2022 12:58	0:02	SSA2	0.08830	0.17400	Oversupply
11/7/2022 12:58	0:04	SSA3	0.13853	0.01700	Oversupply
11/7/2022 13:00	0:01	KWP11	0.01415	8.49759	Oversupply
11/7/2022 13:00	0:02	SSA2	0.06882	0.04800	Oversupply
11/7/2022 13:02	0:01	KWP11	0.00196	8.72313	Oversupply
11/7/2022 13:02	0:04	SSA2	0.13880	0.02500	Oversupply
11/7/2022 13:02	0:02	SSA3	0.06200	0.00100	Oversupply
11/7/2022 13:04	0:01	KWP11	0.00820	8.41975	Oversupply
11/7/2022 13:04	0:02	SSA3	0.06200	0.10600	Oversupply
11/7/2022 13:06	0:04	KWP11	0.12003	10.52444	Oversupply
11/7/2022 13:06	0:04	SSA2	0.13822	0.04200	Oversupply
11/7/2022 13:06	0:04	SSA3	0.12350	0.03400	Oversupply
11/7/2022 13:10	0:02	SSA2	0.06940	0.90800	Oversupply
11/7/2022 13:10	0:02	SSA3	0.06149	1.06300	Oversupply
11/7/2022 13:12	0:02	SSA2	0.06882	1.66300	Oversupply
11/7/2022 13:12	0:02	SSA3	0.06252	1.08000	Oversupply
11/7/2022 13:14	0:02	SSA2	0.07122	1.48200	Oversupply
11/7/2022 13:14	0:02	SSA3	0.06447	1.79100	Oversupply
11/7/2022 13:16	0:02	SSA2	0.07148	1.66800	Oversupply
11/7/2022 13:16	0:02	SSA3	0.06260	2.32200	Oversupply
11/7/2022 13:18	0:02	SSA2	0.07148	1.37900	Oversupply
11/7/2022 13:18	0:02	SSA3	0.06312	0.86100	Oversupply
11/7/2022 13:20	0:08	SSA2	0.28473	0.28000	Oversupply
11/7/2022 13:20	0:08	SSA3	0.25249	0.02900	Oversupply
11/7/2022 13:21	0:07	BS250	Data is not available	Data is not available	Oversupply
11/7/2022 13:21	0:01	KWP11	0.00074	11.68207	Oversupply
11/7/2022 13:23	0:06	KWP11	0.09395	14.80966	Oversupply
11/7/2022 13:28	0:02	SSA2	0.06698	0.48700	Oversupply
11/7/2022 13:28	0:02	SSA3	0.05046	1.01900	Oversupply
11/7/2022 13:30	0:02	SSA2	0.05038	0.83500	Oversupply
11/7/2022 13:30	0:02	SSA3	0.03393	0.85400	Oversupply
11/7/2022 13:32	0:02	SSA2	0.04997	0.77000	Oversupply
11/7/2022 13:32	0:02	SSA3	0.03365	0.25300	Oversupply
11/7/2022 13:33	0:01	BS250	Data is not available	Data is not available	Oversupply
11/7/2022 13:34	0:02	SSA2	0.05038	0.05900	Oversupply
11/7/2022 13:34	0:02	SSA3	0.03393	0.14400	Oversupply
11/7/2022 13:35	0:01	BS250	Data is not available	Data is not available	Oversupply
11/7/2022 13:36	0:02	SSA2	0.05038	0.78600	Oversupply
11/7/2022 13:36	0:02	SSA3	0.03393	1.25000	Oversupply
11/7/2022 13:38	0:02	SSA2	0.05038	1.04000	Oversupply



Maui Curtailment Report

November 2022

Start Date and Time	Duration (minutes)	IPP Curtailed	Estimated Curtailed MWH	Peak MW Curtailed	Reasons for Curtailment
11/7/2022 13:39	0:02	SSA3	0.03393	1.20200	Oversupply
11/7/2022 13:40	0:02	SSA2	0.05038	1.65300	Oversupply
11/7/2022 13:41	0:02	SSA3	0.03365	2.06900	Oversupply
11/7/2022 13:42	0:02	SSA2	0.04997	1.66200	Oversupply
11/7/2022 13:44	0:02	SSA2	0.03798	1.64900	Oversupply
11/7/2022 13:45	0:02	SSA3	0.00366	2.27900	Oversupply
11/7/2022 14:49	0:02	SSA3	0.01335	1.83000	Oversupply
11/7/2022 14:53	0:02	SSA3	0.01335	1.80600	Oversupply
11/7/2022 14:55	0:02	SSA3	0.01324	1.58100	Oversupply
11/7/2022 14:56	0:02	SSA2	0.03295	1.06900	Oversupply
11/7/2022 14:57	0:02	SSA3	0.01335	0.45300	Oversupply
11/7/2022 14:58	0:02	SSA2	0.03228	0.76500	Oversupply
11/7/2022 14:59	0:02	SSA3	0.01462	0.55400	Oversupply
11/7/2022 15:01	0:02	SSA2	0.02558	1.44000	Oversupply
11/7/2022 15:01	0:02	SSA3	0.00975	1.00700	Oversupply
11/7/2022 15:03	0:02	SSA2	0.02537	0.97200	Oversupply
11/7/2022 15:03	0:02	SSA3	0.00967	1.43600	Oversupply
11/7/2022 15:05	0:02	SSA2	0.02558	1.41700	Oversupply
11/7/2022 15:05	0:02	SSA3	0.00983	1.40700	Oversupply
11/7/2022 15:07	0:02	SSA2	0.02537	1.39800	Oversupply
11/7/2022 15:08	0:02	SSA3	0.00967	0.57000	Oversupply
11/7/2022 15:09	0:02	SSA2	0.02558	1.37600	Oversupply
11/7/2022 15:17	0:02	SSA2	0.02322	1.35400	Oversupply
11/7/2022 15:18	0:02	SSA3	0.00049	1.56900	Oversupply
11/7/2022 15:21	0:02	SSA2	0.02322	1.36400	Oversupply
11/7/2022 15:22	0:02	SSA3	0.00049	1.51600	Oversupply
11/7/2022 23:45	0:50	KWPPI	3.67564	20.86824	Oversupply
11/8/2022 0:42	0:14	KWPPI	0.43209	20.16868	Oversupply
11/8/2022 0:57	0:23	KWPPI	0.72114	19.40025	Oversupply
11/8/2022 1:21	2:11	KWPPI	12.81201	20.78841	Oversupply
11/8/2022 3:33	0:02	KWPPI	0.02365	17.21772	Oversupply
11/8/2022 3:36	0:01	KWPPI	0.00348	16.10700	Oversupply
11/8/2022 3:40	0:01	KWPPI	0.02484	17.00715	Oversupply
11/8/2022 3:55	0:56	KWPPI	2.50836	20.21558	Oversupply
11/8/2022 4:53	0:15	KWPPI	0.32400	20.02198	Oversupply
11/8/2022 5:09	0:07	KWPPI	0.11426	20.25949	Oversupply
11/8/2022 5:18	0:15	KWPPI	0.12545	20.87024	Oversupply
11/8/2022 5:36	0:01	KWPPI	0.00186	20.85727	Oversupply
11/8/2022 5:39	0:04	KWPPI	0.02345	20.86126	Oversupply
11/8/2022 8:07	0:01	BS250	Data is not available	Data is not available	Oversupply
11/8/2022 8:07	0:02	KWPPI	0.00225	20.81036	Oversupply
11/8/2022 8:07	0:02	SSA2	0.00316	0.16900	Oversupply
11/8/2022 8:07	0:02	SSA3	0.00631	0.13200	Oversupply
11/8/2022 8:42	0:02	SSA3	0.00029	1.09100	Oversupply
11/8/2022 8:47	0:02	SSA2	0.01672	0.39900	Oversupply
11/8/2022 8:48	0:02	SSA3	0.03185	1.19900	Oversupply
11/8/2022 8:49	0:02	SSA2	0.01672	0.46500	Oversupply
11/8/2022 8:50	0:02	SSA3	0.03263	1.33500	Oversupply
11/8/2022 8:51	5:30	BS250	Data is not available	Data is not available	Oversupply
11/8/2022 8:51	5:31	KWPPI	85.11269	20.87323	Oversupply
11/8/2022 8:51	5:30	SSA2	9.12501	0.01000	Oversupply
11/8/2022 8:52	5:32	SSA3	11.87067	-0.00400	Oversupply
11/8/2022 10:09	0:01	AWE	0.02340	19.80000	Oversupply
11/8/2022 10:13	0:01	AWE	0.00619	19.00000	Oversupply
11/8/2022 10:15	0:02	AWE	0.00752	20.10000	Oversupply
11/8/2022 10:19	0:02	AWE	0.02319	20.60000	Oversupply
11/8/2022 10:22	0:02	AWE	0.04405	20.60000	Oversupply
11/8/2022 10:25	0:02	AWE	0.03465	20.20000	Oversupply
11/8/2022 10:28	0:04	AWE	0.04607	20.60000	Oversupply
11/8/2022 10:33	0:05	AWE	0.05706	20.40000	Oversupply
11/8/2022 10:39	0:01	AWE	0.01171	20.20000	Oversupply
11/8/2022 10:45	0:03	AWE	0.06086	20.00000	Oversupply
11/8/2022 10:49	0:02	AWE	0.01474	19.70000	Oversupply
11/8/2022 10:52	0:13	AWE	0.38522	20.50000	Oversupply
11/8/2022 11:06	0:01	AWE	0.00609	19.30000	Oversupply
11/8/2022 11:08	0:06	AWE	0.17959	20.30000	Oversupply
11/8/2022 11:18	0:06	AWE	0.21978	20.30000	Oversupply
11/8/2022 11:32	0:06	AWE	0.24811	20.20000	Oversupply
11/8/2022 11:41	0:02	AWE	0.00776	19.80000	Oversupply
11/8/2022 11:44	0:05	AWE	0.14559	20.30000	Oversupply
11/8/2022 11:50	0:11	AWE	0.48986	20.00000	Oversupply
11/8/2022 12:08	0:50	AWE	2.80395	20.50000	Oversupply
11/8/2022 13:03	0:02	AWE	0.00619	20.40000	Oversupply



Maui Curtailment Report

November 2022

Start Date and Time	Duration (minutes)	IPP Curtailed	Estimated Curtailed MWH	Peak MW Curtailed	Reasons for Curtailment
11/8/2022 13:08	0:02	AWE	0.01659	20.40000	Oversupply
11/8/2022 13:12	0:07	AWE	0.15507	20.40000	Oversupply
11/8/2022 13:21	0:30	AWE	1.29649	20.50000	Oversupply
11/8/2022 14:21	0:02	SSA2	0.01835	0.00700	Oversupply
11/8/2022 14:22	0:01	BS250	Data is not available	Data is not available	Oversupply
11/8/2022 14:23	0:01	KWPPI	0.00836	20.79739	Oversupply
11/8/2022 14:23	0:02	SSA3	0.03036	0.07800	Oversupply
11/8/2022 14:23	0:02	SSA2	0.01865	0.16500	Oversupply
11/8/2022 14:25	0:01	BS250	Data is not available	Data is not available	Oversupply
11/8/2022 14:25	0:01	KWPPI	0.00370	20.61776	Oversupply
11/8/2022 14:25	0:02	SSA3	0.03011	0.54900	Oversupply
11/8/2022 14:25	0:02	SSA2	0.01835	0.34000	Oversupply
11/8/2022 14:31	0:02	SSA3	0.03245	2.02300	Oversupply
11/8/2022 14:35	0:19	BS250	Data is not available	Data is not available	Oversupply
11/8/2022 14:35	0:18	SSA3	0.24338	0.53600	Oversupply
11/8/2022 14:35	0:18	SSA2	0.22914	0.01400	Oversupply
11/8/2022 14:36	0:19	KWPPI	1.53499	20.89519	Oversupply
11/9/2022 0:20	0:12	KWPPI	0.29303	20.75947	Oversupply
11/9/2022 0:33	0:01	KWPPI	0.01275	20.54291	Oversupply
11/9/2022 0:36	0:15	KWPPI	0.30162	20.14572	Oversupply
11/9/2022 1:02	0:13	KWPPI	0.51554	20.80437	Oversupply
11/9/2022 1:17	0:01	KWPPI	0.00333	20.81136	Oversupply
11/9/2022 1:23	0:16	KWPPI	0.88324	20.81635	Oversupply
11/9/2022 1:40	0:01	KWPPI	0.00169	20.75547	Oversupply
11/9/2022 1:44	0:05	KWPPI	0.07524	20.78242	Oversupply
11/9/2022 1:53	0:04	KWPPI	0.05201	20.76645	Oversupply
11/9/2022 1:58	0:27	KWPPI	1.38255	20.78841	Oversupply
11/9/2022 2:26	0:01	KWPPI	0.00312	19.41323	Oversupply
11/9/2022 2:30	0:29	KWPPI	1.36030	20.78641	Oversupply
11/9/2022 3:00	0:03	KWPPI	0.01646	20.34032	Oversupply
11/9/2022 3:07	0:12	KWPPI	0.31174	20.70558	Oversupply
11/9/2022 3:21	0:01	KWPPI	0.00649	20.59480	Oversupply
11/9/2022 3:27	0:01	KWPPI	0.00113	20.77344	Oversupply
11/9/2022 3:29	0:29	KWPPI	1.66581	20.81236	Oversupply
11/9/2022 4:04	0:01	KWPPI	0.00503	20.68861	Oversupply
11/9/2022 4:07	0:02	KWPPI	0.00443	20.75547	Oversupply
11/9/2022 4:12	0:12	KWPPI	0.22323	20.79839	Oversupply
11/9/2022 4:28	0:01	KWPPI	0.00103	20.63272	Oversupply
11/9/2022 4:30	0:10	KWPPI	0.27633	20.74150	Oversupply
11/9/2022 7:34	0:02	SSA3	0.01235	0.41300	Oversupply
11/9/2022 7:34	0:02	SSA2	0.01083	0.13600	Oversupply
11/9/2022 7:36	0:02	SSA3	0.01266	0.44900	Oversupply
11/9/2022 7:36	0:02	SSA2	0.01092	0.12900	Oversupply
11/9/2022 7:37	7:37	BS250	Data is not available	Data is not available	Oversupply
11/9/2022 7:37	0:01	KWPPI	0.00320	20.92712	Oversupply
11/9/2022 7:38	7:36	SSA3	15.32943	0.00400	Oversupply
11/9/2022 7:38	7:37	SSA2	13.75448	0.00100	Oversupply
11/9/2022 7:39	7:35	KWPPI	118.14073	20.94409	Oversupply
11/9/2022 9:46	0:02	AWE	0.01071	20.00000	Oversupply
11/9/2022 9:50	0:12	AWE	0.26841	19.90000	Oversupply
11/9/2022 10:03	3:09	AWE	17.75944	20.30000	Oversupply
11/9/2022 13:18	0:02	AWE	0.00644	16.00000	Oversupply
11/9/2022 13:30	0:01	AWE	0.00566	15.50000	Oversupply
11/9/2022 13:32	1:15	AWE	8.26362	20.20000	Oversupply
11/9/2022 14:48	0:01	AWE	0.00700	18.60000	Oversupply
11/9/2022 14:50	0:02	AWE	0.04252	19.30000	Oversupply
11/9/2022 15:16	0:02	SSA3	0.03877	1.23700	Oversupply
11/9/2022 15:17	0:02	SSA2	0.02508	0.36800	Oversupply
11/9/2022 15:18	0:01	BS250	Data is not available	Data is not available	Oversupply
11/9/2022 15:18	0:01	KWPPI	0.00046	20.82334	Oversupply
11/9/2022 15:18	0:02	SSA3	0.03877	0.00600	Oversupply
11/9/2022 15:19	0:02	SSA2	0.02487	0.38000	Oversupply
11/9/2022 15:20	0:03	BS250	Data is not available	Data is not available	Oversupply
11/9/2022 15:20	0:03	KWPPI	0.02780	20.85128	Oversupply
11/9/2022 15:20	0:02	SSA3	0.03877	0.01000	Oversupply
11/9/2022 15:21	0:02	SSA2	0.02508	-0.00300	Oversupply
11/9/2022 15:22	0:02	SSA3	0.03877	0.24200	Oversupply
11/9/2022 15:23	0:02	SSA2	0.02508	-0.00300	Oversupply
11/9/2022 15:24	0:02	SSA3	0.03909	0.00100	Oversupply
11/9/2022 15:25	0:01	BS250	Data is not available	Data is not available	Oversupply
11/9/2022 15:25	0:01	KWPPI	0.00552	20.80138	Oversupply
11/9/2022 15:25	0:02	SSA2	0.02508	-0.00300	Oversupply
11/9/2022 15:26	0:02	SSA3	0.03845	0.23700	Oversupply



Maui Curtailment Report

November 2022

Start Date and Time	Duration (minutes)	IPP Curtailed	Estimated Curtailed MWH	Peak MW Curtailed	Reasons for Curtailment
11/9/2022 15:27	0:02	SSA2	0.02487	0.16300	Oversupply
11/9/2022 15:28	0:02	SSA3	0.02677	0.29600	Oversupply
11/9/2022 15:29	0:02	SSA2	0.01505	0.31600	Oversupply
11/9/2022 15:30	0:02	SSA3	0.00120	1.32900	Oversupply
11/9/2022 15:40	0:02	SSA3	0.00120	1.17300	Oversupply
11/9/2022 20:19	0:13	KWPPI	0.77330	20.72054	Oversupply
11/10/2022 1:12	0:08	KWPPI	0.10085	20.71256	Oversupply
11/10/2022 1:25	0:01	KWPPI	0.00018	20.70657	Oversupply
11/10/2022 1:28	3:22	KWPPI	11.94191	20.71256	Oversupply
11/10/2022 4:52	0:01	KWPPI	0.00102	20.64670	Oversupply
11/10/2022 4:55	0:02	KWPPI	0.00503	20.64570	Oversupply
11/10/2022 9:57	0:02	SSA3	0.00216	2.06300	Oversupply
11/10/2022 9:59	0:02	SSA3	0.04134	0.80300	Oversupply
11/10/2022 10:00	0:02	SSA2	0.06399	0.93800	Oversupply
11/10/2022 10:01	0:02	SSA3	0.06421	0.72500	Oversupply
11/10/2022 10:02	0:02	SSA2	0.06346	0.41900	Oversupply
11/10/2022 10:03	0:02	SSA3	0.06369	0.17700	Oversupply
11/10/2022 10:04	0:01	KWPPI	0.00226	19.36133	Oversupply
11/10/2022 10:04	0:02	SSA2	0.06399	0.21700	Oversupply
11/10/2022 10:05	0:36	BS250	Data is not available	Data is not available	Oversupply
11/10/2022 10:05	0:35	SSA3	1.21085	0.21600	Oversupply
11/10/2022 10:06	0:35	KWPPI	1.28938	19.45913	Oversupply
11/10/2022 10:06	0:02	SSA2	0.06346	0.02300	Oversupply
11/10/2022 10:08	0:02	SSA2	0.06399	0.00000	Oversupply
11/10/2022 10:10	0:02	SSA2	0.06346	0.03800	Oversupply
11/10/2022 10:12	0:32	SSA2	1.13820	0.01000	Oversupply
11/10/2022 10:39	0:02	SSA3	0.07422	-0.00300	Oversupply
11/10/2022 10:41	0:02	SSA3	0.07484	-0.00300	Oversupply
11/10/2022 10:43	0:02	BS250	Data is not available	Data is not available	Oversupply
11/10/2022 10:43	0:01	KWPPI	0.00240	19.14378	Oversupply
11/10/2022 10:44	0:02	SSA3	0.06389	0.39700	Oversupply
11/10/2022 10:44	0:02	SSA2	0.05569	0.39600	Oversupply
11/10/2022 10:46	0:02	SSA3	0.05444	1.00400	Oversupply
11/10/2022 10:46	0:02	SSA2	0.05427	1.22800	Oversupply
11/10/2022 10:48	0:02	SSA3	0.05399	1.29500	Oversupply
11/10/2022 10:48	0:02	SSA2	0.05517	1.29200	Oversupply
11/10/2022 10:50	0:02	SSA3	0.05488	1.12300	Oversupply
11/10/2022 10:50	0:02	SSA2	0.05472	1.34600	Oversupply
11/10/2022 10:52	0:02	SSA3	0.05399	1.62200	Oversupply
11/10/2022 10:52	0:02	SSA2	0.05427	1.06200	Oversupply
11/10/2022 10:54	0:02	SSA3	0.05444	0.86500	Oversupply
11/10/2022 10:54	0:02	SSA2	0.05472	0.25400	Oversupply
11/10/2022 10:55	0:02	BS250	Data is not available	Data is not available	Oversupply
11/10/2022 10:56	0:01	KWPPI	0.00731	19.34437	Oversupply
11/10/2022 10:56	0:02	SSA3	0.05399	-0.00500	Oversupply
11/10/2022 10:56	0:02	SSA2	0.05472	0.26000	Oversupply
11/10/2022 10:58	0:14	BS250	Data is not available	Data is not available	Oversupply
11/10/2022 10:58	2:40	SSA3	6.59089	-0.00300	Oversupply
11/10/2022 10:58	2:39	SSA2	6.92329	0.08800	Oversupply
11/10/2022 10:59	2:43	KWPPI	13.30379	20.98700	Oversupply
11/10/2022 11:13	2:22	BS250	Data is not available	Data is not available	Oversupply
11/10/2022 13:36	0:05	BS250	Data is not available	Data is not available	Oversupply
11/10/2022 13:37	0:02	SSA2	0.08217	0.04800	Oversupply
11/10/2022 13:37	0:02	SSA3	0.07597	-0.00300	Oversupply
11/10/2022 13:39	0:02	SSA2	0.08286	0.00100	Oversupply
11/10/2022 13:39	0:02	SSA3	0.07597	0.04700	Oversupply
11/10/2022 13:41	0:02	SSA3	0.07724	0.27500	Oversupply
11/10/2022 13:41	0:02	SSA2	0.08286	0.22800	Oversupply
11/10/2022 13:43	0:02	SSA2	0.07836	0.64200	Oversupply
11/10/2022 13:43	0:02	SSA3	0.07780	0.42000	Oversupply
11/10/2022 13:44	0:01	BS250	Data is not available	Data is not available	Oversupply
11/10/2022 13:45	0:04	KWPPI	0.02551	20.91215	Oversupply
11/10/2022 13:45	0:10	SSA2	0.35733	0.00600	Oversupply
11/10/2022 13:45	0:10	SSA3	0.37938	0.00100	Oversupply
11/10/2022 13:47	0:01	BS250	Data is not available	Data is not available	Oversupply
11/10/2022 13:49	0:06	BS250	Data is not available	Data is not available	Oversupply
11/10/2022 13:50	0:06	KWPPI	0.21284	20.90217	Oversupply
11/10/2022 13:55	0:02	SSA2	0.07158	0.43300	Oversupply
11/10/2022 13:55	0:02	SSA3	0.07550	-0.00300	Oversupply
11/10/2022 13:57	0:02	SSA2	0.07158	1.36400	Oversupply
11/10/2022 13:58	0:02	SSA3	0.07537	-0.00300	Oversupply
11/10/2022 13:59	0:02	SSA2	0.06256	1.23400	Oversupply
11/10/2022 14:01	0:02	SSA2	0.06119	1.56900	Oversupply



Maui Curtailment Report

November 2022

Start Date and Time	Duration (minutes)	IPP Curtailed	Estimated Curtailed MWH	Peak MW Curtailed	Reasons for Curtailment
11/10/2022 14:02	0:02	SSA3	0.05645	1.52700	Oversupply
11/10/2022 14:03	0:02	SSA2	0.06069	0.80600	Oversupply
11/10/2022 14:04	0:01	BS250	Data is not available	Data is not available	Oversupply
11/10/2022 14:04	0:02	SSA3	0.05645	0.41700	Oversupply
11/10/2022 14:05	0:02	SSA2	0.06119	0.19400	Oversupply
11/10/2022 14:06	0:02	SSA3	0.05692	0.13400	Oversupply
11/10/2022 14:07	0:01	BS250	Data is not available	Data is not available	Oversupply
11/10/2022 14:07	0:02	SSA2	0.06119	0.02600	Oversupply
11/10/2022 14:08	0:01	KWP11	0.00022	20.54990	Oversupply
11/10/2022 14:08	0:02	SSA3	0.05692	-0.00300	Oversupply
11/10/2022 14:09	0:02	SSA2	0.06069	0.26600	Oversupply
11/10/2022 14:10	0:02	SSA3	0.05645	-0.00300	Oversupply
11/10/2022 14:11	0:02	SSA2	0.06119	0.73000	Oversupply
11/10/2022 14:12	0:02	SSA3	0.05692	0.32300	Oversupply
11/10/2022 14:13	0:01	BS250	Data is not available	Data is not available	Oversupply
11/10/2022 14:14	0:02	SSA2	0.05509	0.27000	Oversupply
11/10/2022 14:14	0:02	SSA3	0.04494	0.34000	Oversupply
11/10/2022 14:16	0:02	SSA2	0.04578	1.33400	Oversupply
11/10/2022 14:16	0:02	SSA3	0.03431	0.93100	Oversupply
11/10/2022 14:18	0:02	SSA2	0.04540	0.92500	Oversupply
11/10/2022 14:18	0:02	SSA3	0.03374	1.21100	Oversupply
11/10/2022 14:20	0:02	SSA2	0.04578	1.54000	Oversupply
11/10/2022 14:22	0:02	SSA2	0.04578	1.52800	Oversupply
11/10/2022 14:22	0:02	SSA3	0.03403	2.14300	Oversupply
11/10/2022 14:24	0:02	SSA2	0.04540	1.51700	Oversupply
11/10/2022 14:24	0:02	SSA3	0.03431	0.66800	Oversupply
11/10/2022 14:26	0:02	SSA2	0.04578	0.47300	Oversupply
11/10/2022 14:26	0:02	SSA3	0.03403	0.53800	Oversupply
11/10/2022 14:28	0:02	SSA2	0.04485	0.42000	Oversupply
11/10/2022 14:28	0:02	SSA3	0.03011	0.46900	Oversupply
11/10/2022 14:30	0:02	SSA2	0.02784	1.50400	Oversupply
11/10/2022 14:32	0:02	SSA2	0.02762	1.49600	Oversupply
11/10/2022 14:32	0:02	SSA3	0.00589	1.51200	Oversupply
11/10/2022 14:34	0:02	SSA2	0.02739	1.44700	Oversupply
11/10/2022 14:34	0:02	SSA3	0.00594	1.35500	Oversupply
11/10/2022 14:36	0:02	SSA2	0.02762	1.46100	Oversupply
11/10/2022 14:36	0:02	SSA3	0.00584	1.49400	Oversupply
11/10/2022 14:38	0:02	SSA2	0.02762	1.47100	Oversupply
11/10/2022 14:38	0:02	SSA3	0.00584	1.96300	Oversupply
11/10/2022 17:23	0:01	AWE	0.00500	0.30000	Oversupply
11/11/2022 3:54	0:06	KWP11	0.17554	16.86644	Oversupply
11/11/2022 9:11	0:01	AWE	0.00167	0.10000	Oversupply
11/11/2022 10:13	0:02	SSA2	0.01322	1.54300	Oversupply
11/11/2022 10:13	0:02	SSA3	0.01015	2.04700	Oversupply
11/11/2022 10:15	0:02	SSA2	0.04022	1.51900	Oversupply
11/11/2022 10:15	0:02	SSA3	0.02708	2.18500	Oversupply
11/11/2022 10:17	0:02	SSA2	0.03989	1.54400	Oversupply
11/11/2022 10:17	0:02	SSA3	0.02686	1.59500	Oversupply
11/11/2022 10:23	0:02	SSA2	0.03989	1.49700	Oversupply
11/11/2022 10:23	0:02	SSA3	0.02708	2.28100	Oversupply
11/11/2022 10:25	0:02	SSA2	0.04022	1.52300	Oversupply
11/11/2022 10:25	0:02	SSA3	0.02686	1.22000	Oversupply
11/11/2022 10:27	0:02	SSA2	0.03989	0.28300	Oversupply
11/11/2022 10:27	0:08	SSA3	0.11602	0.03500	Oversupply
11/11/2022 10:28	0:08	BS250	Data is not available	Data is not available	Oversupply
11/11/2022 10:29	0:02	KWP11	0.01515	20.47904	Oversupply
11/11/2022 10:29	0:06	SSA2	0.14010	-0.00300	Oversupply
11/11/2022 10:32	0:01	KWP11	0.01074	20.42016	Oversupply
11/11/2022 10:34	0:01	KWP11	0.01275	20.12078	Oversupply
11/11/2022 10:35	0:02	SSA2	0.04644	0.50200	Oversupply
11/11/2022 10:36	0:02	SSA3	0.03131	0.26700	Oversupply
11/11/2022 10:37	0:02	SSA2	0.04683	1.53400	Oversupply
11/11/2022 10:38	0:02	SSA3	0.03131	2.32900	Oversupply
11/11/2022 10:45	0:02	SSA2	0.03395	1.59300	Oversupply
11/11/2022 10:46	0:02	SSA3	0.01966	2.38500	Oversupply
11/11/2022 10:47	0:02	SSA2	0.03395	1.58800	Oversupply
11/11/2022 10:48	0:02	SSA3	0.01950	1.65900	Oversupply
11/11/2022 10:49	0:02	SSA2	0.03423	1.57600	Oversupply
11/11/2022 10:50	0:02	SSA3	0.01950	1.51600	Oversupply
11/11/2022 10:51	0:02	SSA2	0.03367	0.75700	Oversupply
11/11/2022 10:52	0:02	SSA3	0.01950	1.29600	Oversupply
11/11/2022 10:53	0:02	SSA2	0.03395	1.63600	Oversupply
11/11/2022 10:54	0:02	SSA3	0.01950	2.15000	Oversupply



Maui Curtailment Report

November 2022

Start Date and Time	Duration (minutes)	IPP Curtailed	Estimated Curtailed MWH	Peak MW Curtailed	Reasons for Curtailment
11/11/2022 10:56	0:02	SSA3	0.01966	2.44800	Oversupply
11/11/2022 10:59	0:02	SSA2	0.05142	1.31200	Oversupply
11/11/2022 11:00	0:02	SSA3	0.04763	0.97600	Oversupply
11/11/2022 11:01	0:02	SSA2	0.04637	1.65100	Oversupply
11/11/2022 11:02	0:02	SSA3	0.04763	1.08000	Oversupply
11/11/2022 11:03	0:02	SSA2	0.04676	0.09200	Oversupply
11/11/2022 11:04	0:02	SSA3	0.04842	0.34200	Oversupply
11/11/2022 11:06	0:02	SSA2	0.04676	0.35500	Oversupply
11/11/2022 11:06	0:02	SSA3	0.04842	1.87300	Oversupply
11/11/2022 11:08	0:02	SSA2	0.04637	1.49100	Oversupply
11/11/2022 11:08	0:02	SSA3	0.04842	1.53700	Oversupply
11/11/2022 11:10	0:02	SSA2	0.04676	1.78500	Oversupply
11/11/2022 11:10	0:02	SSA3	0.04802	1.42300	Oversupply
11/11/2022 11:12	0:02	SSA2	0.04637	0.68800	Oversupply
11/11/2022 11:12	0:02	SSA3	0.04802	0.18100	Oversupply
11/11/2022 11:14	0:02	SSA2	0.05236	0.90100	Oversupply
11/11/2022 11:14	0:02	SSA3	0.04898	1.08500	Oversupply
11/11/2022 11:18	0:02	SSA3	0.04335	2.16400	Oversupply
11/11/2022 11:20	0:02	SSA2	0.06023	1.40700	Oversupply
11/11/2022 11:20	0:02	SSA3	0.04299	2.26600	Oversupply
11/11/2022 11:22	0:02	SSA2	0.05973	1.52500	Oversupply
11/11/2022 11:22	0:02	SSA3	0.04335	1.99800	Oversupply
11/11/2022 11:24	0:02	SSA2	0.06023	0.48400	Oversupply
11/11/2022 11:24	0:46	SSA3	1.86498	0.01800	Oversupply
11/11/2022 11:25	0:45	BS250	Data is not available	Data is not available	Oversupply
11/11/2022 11:26	0:46	KWPPI	3.86672	20.75048	Oversupply
11/11/2022 11:26	0:44	SSA2	1.63730	-0.00200	Oversupply
11/11/2022 12:10	0:02	SSA2	0.05518	0.19100	Oversupply
11/11/2022 12:10	0:02	SSA3	0.08688	0.22700	Oversupply
11/11/2022 12:12	0:08	BS250	Data is not available	Data is not available	Oversupply
11/11/2022 12:12	0:02	SSA2	0.05428	0.01200	Oversupply
11/11/2022 12:13	0:02	SSA3	0.08610	0.25400	Oversupply
11/11/2022 12:14	0:11	KWPPI	0.26380	20.62275	Oversupply
11/11/2022 12:14	0:06	SSA2	0.19852	-0.00300	Oversupply
11/11/2022 12:15	0:12	SSA3	0.49705	-0.00300	Oversupply
11/11/2022 12:20	0:08	SSA2	0.29009	0.03200	Oversupply
11/11/2022 12:21	0:06	BS250	Data is not available	Data is not available	Oversupply
11/11/2022 12:26	0:01	KWPPI	0.02518	20.19163	Oversupply
11/11/2022 12:27	0:02	SSA3	0.08318	0.12900	Oversupply
11/11/2022 12:28	0:02	SSA2	0.07302	0.15800	Oversupply
11/11/2022 12:29	0:02	SSA3	0.08543	1.05600	Oversupply
11/11/2022 12:30	0:02	SSA2	0.09512	0.67900	Oversupply
11/11/2022 12:31	0:02	SSA3	0.08757	0.28500	Oversupply
11/11/2022 12:32	0:02	SSA2	0.09512	0.36400	Oversupply
11/11/2022 12:33	0:16	BS250	Data is not available	Data is not available	Oversupply
11/11/2022 12:33	0:16	SSA3	0.68479	0.01200	Oversupply
11/11/2022 12:34	0:14	SSA2	0.64388	-0.00300	Oversupply
11/11/2022 12:35	0:14	KWPPI	0.88512	20.86724	Oversupply
11/11/2022 12:48	0:02	SSA2	0.08336	0.04800	Oversupply
11/11/2022 12:49	0:02	SSA3	0.08004	-0.00300	Oversupply
11/11/2022 12:50	0:02	SSA2	0.08336	0.73500	Oversupply
11/11/2022 12:51	0:02	SSA3	0.08070	0.08100	Oversupply
11/11/2022 12:52	0:02	BS250	Data is not available	Data is not available	Oversupply
11/11/2022 12:52	0:02	SSA2	0.08267	0.01200	Oversupply
11/11/2022 12:53	0:01	KWPPI	0.00828	20.45708	Oversupply
11/11/2022 12:53	0:02	SSA3	0.07938	0.77700	Oversupply
11/11/2022 12:54	0:02	SSA2	0.08336	0.89100	Oversupply
11/11/2022 12:55	0:02	SSA3	0.08004	0.68300	Oversupply
11/11/2022 12:56	0:01	BS250	Data is not available	Data is not available	Oversupply
11/11/2022 12:56	0:02	SSA2	0.08336	0.52500	Oversupply
11/11/2022 12:57	0:02	SSA3	0.07938	0.75100	Oversupply
11/11/2022 12:58	0:02	BS250	Data is not available	Data is not available	Oversupply
11/11/2022 12:58	0:02	SSA2	0.07893	0.40800	Oversupply
11/11/2022 12:59	0:02	SSA3	0.07235	-0.00300	Oversupply
11/11/2022 13:00	0:01	KWPPI	0.01925	20.32136	Oversupply
11/11/2022 13:00	0:02	SSA2	0.07422	0.21400	Oversupply
11/11/2022 13:01	0:02	BS250	Data is not available	Data is not available	Oversupply
11/11/2022 13:01	0:02	SSA3	0.06058	-0.00300	Oversupply
11/11/2022 13:02	0:02	SSA2	0.07361	0.00900	Oversupply
11/11/2022 13:03	0:01	KWPPI	0.00001	18.27655	Oversupply
11/11/2022 13:03	0:02	SSA3	0.05959	-0.00300	Oversupply
11/11/2022 13:04	0:02	SSA2	0.07300	0.44500	Oversupply
11/11/2022 13:05	0:02	SSA3	0.06008	-0.00300	Oversupply



Maui Curtailment Report

November 2022

Start Date and Time	Duration (minutes)	IPP Curtailed	Estimated Curtailed MWH	Peak MW Curtailed	Reasons for Curtailment
11/11/2022 13:07	0:02	SSA3	0.06058	-0.00300	Oversupply
11/11/2022 13:08	0:02	SSA2	0.07361	0.90000	Oversupply
11/11/2022 13:09	0:02	SSA3	0.05959	0.13500	Oversupply
11/11/2022 13:10	0:02	SSA2	0.07361	0.89400	Oversupply
11/11/2022 13:11	0:02	SSA3	0.06058	0.96000	Oversupply
11/11/2022 13:18	0:02	SSA2	0.06767	0.81600	Oversupply
11/11/2022 13:19	0:02	SSA3	0.01538	1.01700	Oversupply
11/11/2022 13:20	0:02	SSA2	0.06823	0.83200	Oversupply
11/11/2022 13:21	0:02	SSA3	0.01538	1.08200	Oversupply
11/11/2022 13:22	0:02	SSA2	0.06823	0.87400	Oversupply
11/11/2022 13:23	0:02	SSA3	0.01551	0.67200	Oversupply
11/11/2022 13:29	0:02	SSA3	-0.00335	1.92100	Oversupply
11/11/2022 13:35	0:02	SSA3	0.00492	2.44500	Oversupply
11/11/2022 13:39	0:02	SSA3	0.00496	2.52400	Oversupply
11/11/2022 13:41	0:02	SSA3	0.00492	2.50700	Oversupply
11/11/2022 13:43	0:02	SSA3	0.00892	2.47700	Oversupply
11/11/2022 15:37	0:01	AWE	0.00167	0.10000	Oversupply
11/11/2022 15:39	0:01	AWE	0.00167	0.10000	Oversupply
11/12/2022 2:31	0:08	KWPPI	0.11925	20.62674	Oversupply
11/12/2022 2:57	0:01	KWPPI	0.00202	19.92717	Oversupply
11/12/2022 2:59	0:01	KWPPI	0.00624	19.97008	Oversupply
11/12/2022 3:01	0:06	KWPPI	0.03995	20.67464	Oversupply
11/12/2022 3:08	0:23	KWPPI	0.62736	20.92912	Oversupply
11/12/2022 3:32	0:01	KWPPI	0.00630	20.99798	Oversupply
11/12/2022 3:34	0:16	KWPPI	0.18585	20.81136	Oversupply
11/12/2022 3:51	0:05	KWPPI	0.08700	20.49501	Oversupply
11/12/2022 3:57	0:01	KWPPI	0.00743	20.22257	Oversupply
11/12/2022 3:59	0:03	KWPPI	0.01489	20.44411	Oversupply
11/12/2022 4:45	0:06	KWPPI	0.09630	20.79240	Oversupply
11/12/2022 4:52	0:05	KWPPI	0.03997	20.89519	Oversupply
11/12/2022 9:41	0:02	SSA3	0.01722	1.93600	Oversupply
11/12/2022 9:42	0:34	BS250	Data is not available	Data is not available	Oversupply
11/12/2022 9:43	0:34	KWPPI	4.29679	20.88321	Oversupply
11/12/2022 9:43	0:34	SSA3	1.04288	0.01900	Oversupply
11/12/2022 10:17	0:02	SSA3	0.03422	0.86700	Oversupply
11/12/2022 10:19	0:02	SSA3	0.03422	1.11600	Oversupply
11/12/2022 10:21	0:02	SSA3	0.03394	1.56500	Oversupply
11/12/2022 10:25	0:02	SSA3	0.03450	0.69400	Oversupply
11/12/2022 10:26	1:11	BS250	Data is not available	Data is not available	Oversupply
11/12/2022 10:27	1:10	KWPPI	11.11322	20.86026	Oversupply
11/12/2022 10:27	1:09	SSA3	2.59329	-0.00100	Oversupply
11/12/2022 11:36	0:02	SSA3	0.05327	0.10600	Oversupply
11/12/2022 11:38	0:02	SSA3	0.05371	0.73200	Oversupply
11/12/2022 11:40	0:02	SSA3	0.05415	1.68400	Oversupply
11/12/2022 11:44	0:02	SSA3	0.04962	2.57100	Oversupply
11/12/2022 11:48	0:02	SSA3	0.04919	2.58900	Oversupply
11/12/2022 11:50	0:02	SSA3	0.04919	1.89100	Oversupply
11/12/2022 11:52	0:02	SSA3	0.04919	2.15100	Oversupply
11/12/2022 11:54	0:02	SSA3	0.04959	0.47100	Oversupply
11/12/2022 11:56	1:04	BS250	Data is not available	Data is not available	Oversupply
11/12/2022 11:56	1:05	SSA3	2.34806	-0.00100	Oversupply
11/12/2022 11:57	1:04	KWPPI	5.36486	19.38129	Oversupply
11/12/2022 13:01	0:02	SSA3	0.04068	0.66000	Oversupply
11/12/2022 13:03	0:02	SSA3	0.04101	0.31700	Oversupply
11/12/2022 13:05	0:02	SSA3	0.04068	1.88100	Oversupply
11/12/2022 13:07	0:02	SSA3	0.04068	1.90600	Oversupply
11/12/2022 13:09	0:02	SSA3	0.04101	1.39900	Oversupply
11/12/2022 13:11	0:02	SSA3	0.04068	1.90200	Oversupply
11/12/2022 13:13	0:02	SSA3	0.03346	1.31700	Oversupply
11/12/2022 13:15	0:02	SSA3	0.00437	1.88900	Oversupply
11/12/2022 13:17	0:02	SSA3	0.00434	2.41200	Oversupply
11/12/2022 13:19	0:02	SSA3	0.00437	2.45500	Oversupply
11/12/2022 13:21	0:02	SSA3	0.00437	1.90200	Oversupply
11/12/2022 13:39	0:02	SSA3	0.00876	2.39500	Oversupply
11/12/2022 13:41	0:02	SSA3	0.00884	1.74800	Oversupply
11/12/2022 13:43	0:02	SSA3	0.03272	1.19900	Oversupply
11/12/2022 13:45	0:02	SSA3	0.07164	1.92700	Oversupply
11/12/2022 13:47	0:58	SSA3	2.01334	0.02600	Oversupply
11/12/2022 13:48	0:57	BS250	Data is not available	Data is not available	Oversupply
11/12/2022 13:49	0:56	KWPPI	6.70125	20.65967	Oversupply
11/12/2022 14:46	0:02	SSA3	0.01075	0.40400	Oversupply
11/12/2022 14:48	0:02	SSA3	0.01075	0.80200	Oversupply
11/12/2022 14:50	0:02	SSA3	0.01066	1.36500	Oversupply



Maui Curtailment Report

November 2022

Start Date and Time	Duration (minutes)	IPP Curtailed	Estimated Curtailed MWH	Peak MW Curtailed	Reasons for Curtailment
11/13/2022 1:01	1:53	KWP	8.03988	20.93810	Oversupply
11/13/2022 2:55	0:05	KWP	0.03703	19.06993	Oversupply
11/13/2022 3:30	0:03	KWP	0.02314	19.94214	Oversupply
11/13/2022 8:12	0:02	SSA3	0.00312	0.41100	Oversupply
11/13/2022 8:14	0:02	SSA3	-0.00417	0.55600	Oversupply
11/13/2022 8:31	0:01	AWE	0.00167	0.10000	Oversupply
11/13/2022 9:09	0:02	SSA3	-0.00015	1.57000	Oversupply
11/13/2022 9:13	0:02	SSA3	0.00852	1.37400	Oversupply
11/13/2022 9:15	0:02	SSA3	0.04589	1.46100	Oversupply
11/13/2022 9:17	0:02	SSA3	0.04551	1.48500	Oversupply
11/13/2022 9:19	0:01	BS250	Data is not available	Data is not available	Oversupply
11/13/2022 9:19	0:04	SSA3	0.09102	0.01400	Oversupply
11/13/2022 9:20	0:04	KWP	0.01352	20.76845	Oversupply
11/13/2022 9:21	0:01	BS250	Data is not available	Data is not available	Oversupply
11/13/2022 9:23	0:02	SSA3	0.04589	0.34200	Oversupply
11/13/2022 9:25	0:01	BS250	Data is not available	Data is not available	Oversupply
11/13/2022 9:25	0:02	SSA3	0.04514	0.03700	Oversupply
11/13/2022 9:27	0:06	SSA3	0.14043	0.01900	Oversupply
11/13/2022 9:28	0:04	BS250	Data is not available	Data is not available	Oversupply
11/13/2022 9:28	0:05	KWP	0.05918	20.76645	Oversupply
11/13/2022 9:33	0:02	SSA3	0.05336	0.45400	Oversupply
11/13/2022 9:35	0:02	SSA3	0.05292	0.56200	Oversupply
11/13/2022 9:37	0:02	SSA3	0.05336	0.54900	Oversupply
11/13/2022 9:39	0:02	SSA3	0.05336	0.44300	Oversupply
11/13/2022 9:41	0:02	SSA3	0.05336	1.08200	Oversupply
11/13/2022 9:43	0:02	SSA3	0.05792	0.41700	Oversupply
11/13/2022 9:45	0:02	SSA3	0.05728	0.45900	Oversupply
11/13/2022 9:47	5:11	BS250	Data is not available	Data is not available	Oversupply
11/13/2022 9:47	5:08	SSA3	11.08661	0.00000	Oversupply
11/13/2022 9:48	5:07	KWP	82.07068	20.79439	Oversupply
11/13/2022 11:00	0:02	5A	Data is not available	Data is not available	Oversupply
11/13/2022 11:00	0:02	MS	Data is not available	Data is not available	Oversupply
11/13/2022 11:03	0:03	5A	Data is not available	Data is not available	Oversupply
11/13/2022 11:03	0:03	MS	Data is not available	Data is not available	Oversupply
11/13/2022 11:05	0:02	AWE	0.00210	0.10000	Oversupply
11/13/2022 11:08	0:48	5A	Data is not available	Data is not available	Oversupply
11/13/2022 11:08	0:48	MS	Data is not available	Data is not available	Oversupply
11/13/2022 11:08	0:15	AWE	0.09333	0.70000	Oversupply
11/13/2022 11:10	0:01	KWP	0.00105	27.92000	Oversupply
11/13/2022 11:24	0:45	AWE	0.23446	0.80000	Oversupply
11/13/2022 11:37	0:01	KWP	0.00267	24.40000	Oversupply
11/13/2022 11:46	0:01	KWP	0.00267	25.68000	Oversupply
11/13/2022 11:51	0:01	KWP	0.00267	24.24000	Oversupply
11/13/2022 11:57	0:11	5A	Data is not available	Data is not available	Oversupply
11/13/2022 11:57	0:11	MS	Data is not available	Data is not available	Oversupply
11/13/2022 11:58	0:01	KWP	0.00267	24.56000	Oversupply
11/13/2022 12:09	0:10	5A	Data is not available	Data is not available	Oversupply
11/13/2022 12:09	0:10	MS	Data is not available	Data is not available	Oversupply
11/13/2022 12:10	0:28	AWE	0.11642	0.60000	Oversupply
11/13/2022 12:15	0:01	KWP	0.00800	26.48000	Oversupply
11/13/2022 12:20	0:27	5A	Data is not available	Data is not available	Oversupply
11/13/2022 12:20	0:27	MS	Data is not available	Data is not available	Oversupply
11/13/2022 12:26	0:01	KWP	0.00267	24.24000	Oversupply
11/13/2022 12:41	0:01	KWP	0.00267	23.92000	Oversupply
11/13/2022 12:41	0:05	AWE	0.00960	0.40000	Oversupply
11/13/2022 12:47	0:03	AWE	0.00099	0.20000	Oversupply
11/13/2022 12:48	0:08	5A	Data is not available	Data is not available	Oversupply
11/13/2022 12:48	0:08	MS	Data is not available	Data is not available	Oversupply
11/13/2022 12:51	0:01	KWP	0.00374	24.56000	Oversupply
11/13/2022 12:52	0:01	AWE	0.00006	0.10000	Oversupply
11/13/2022 12:54	0:01	AWE	0.00167	0.10000	Oversupply
11/13/2022 12:56	0:02	AWE	0.00667	0.20000	Oversupply
11/13/2022 12:57	0:06	5A	Data is not available	Data is not available	Oversupply
11/13/2022 12:57	0:06	MS	Data is not available	Data is not available	Oversupply
11/13/2022 13:16	0:03	5A	Data is not available	Data is not available	Oversupply
11/13/2022 13:16	0:03	MS	Data is not available	Data is not available	Oversupply
11/13/2022 13:23	0:01	5A	Data is not available	Data is not available	Oversupply
11/13/2022 13:23	0:01	MS	Data is not available	Data is not available	Oversupply
11/13/2022 14:56	0:03	KWP	0.04366	20.62774	Oversupply
11/13/2022 14:56	0:02	SSA3	0.01314	0.00100	Oversupply
11/13/2022 14:58	0:02	SSA3	0.01189	0.00300	Oversupply
11/13/2022 15:02	0:02	SSA3	0.01082	1.07000	Oversupply
11/13/2022 15:04	0:02	SSA3	0.01082	1.98500	Oversupply



Maui Curtailment Report

November 2022

Start Date and Time	Duration (minutes)	IPP Curtailed	Estimated Curtailed MWH	Peak MW Curtailed	Reasons for Curtailment
11/13/2022 15:06	0:02	SSA3	0.01082	1.81700	Oversupply
11/13/2022 15:12	0:02	SSA3	0.01082	1.57600	Oversupply
11/13/2022 15:14	0:02	SSA3	0.02736	0.76700	Oversupply
11/13/2022 15:16	0:02	SSA3	0.03601	1.43800	Oversupply
11/13/2022 15:18	0:02	SSA3	0.03631	0.55800	Oversupply
11/13/2022 15:19	0:07	BS250	Data is not available	Data is not available	Oversupply
11/13/2022 15:20	0:07	KWPPII	0.10824	20.86325	Oversupply
11/13/2022 15:20	0:06	SSA3	0.10923	0.00800	Oversupply
11/13/2022 15:26	0:02	SSA3	0.03661	0.01800	Oversupply
11/13/2022 15:28	0:02	SSA3	0.03303	1.58200	Oversupply
11/13/2022 15:32	0:02	SSA3	0.00870	1.49800	Oversupply
11/13/2022 15:34	0:02	SSA3	0.00884	1.39600	Oversupply
11/13/2022 15:36	0:02	SSA3	0.00877	1.02700	Oversupply
11/13/2022 15:38	0:02	SSA3	0.00884	1.24700	Oversupply
11/13/2022 15:40	0:02	SSA3	0.00877	0.60100	Oversupply
11/13/2022 15:42	0:02	SSA3	0.00884	0.92600	Oversupply
11/13/2022 21:11	0:01	AWE	0.00333	0.20000	Oversupply
11/13/2022 23:22	0:02	KWPPII	0.02684	20.82533	Oversupply
11/13/2022 23:25	0:07	KWPPII	0.09641	21.04488	Oversupply
11/14/2022 0:09	0:01	KWPPII	0.00463	20.73352	Oversupply
11/14/2022 1:52	0:01	KWPPII	0.00077	19.51102	Oversupply
11/14/2022 1:58	1:12	KWPPII	5.91440	21.00397	Oversupply
11/14/2022 3:11	0:02	KWPPII	0.03789	20.92812	Oversupply
11/14/2022 3:14	0:01	KWPPII	0.00359	20.91515	Oversupply
11/14/2022 3:29	0:01	AWE	0.00167	0.10000	Oversupply
11/14/2022 3:43	0:02	KWPPII	0.01415	19.81740	Oversupply
11/14/2022 3:59	0:01	KWPPII	0.00836	20.37725	Oversupply
11/14/2022 4:03	0:04	KWPPII	0.03426	20.73152	Oversupply
11/14/2022 4:09	0:20	KWPPII	0.74955	20.97602	Oversupply
11/14/2022 4:30	0:01	KWPPII	0.01431	20.91315	Oversupply
11/14/2022 4:32	0:07	KWPPII	0.10110	20.97802	Oversupply
11/14/2022 5:48	0:07	KWPPII	0.12076	20.90317	Oversupply
11/14/2022 8:48	0:02	SSA3	0.00530	1.33200	Oversupply
11/14/2022 8:50	0:02	SSA3	0.00530	0.54400	Oversupply
11/14/2022 8:52	0:02	SSA3	0.00525	0.88700	Oversupply
11/14/2022 8:54	0:02	SSA3	0.00521	1.37900	Oversupply
11/14/2022 8:56	0:02	SSA3	0.00530	1.16500	Oversupply
11/14/2022 9:02	0:02	SSA3	0.04032	0.64300	Oversupply
11/14/2022 9:04	0:05	BS250	Data is not available	Data is not available	Oversupply
11/14/2022 9:05	0:05	KWPPII	0.08170	20.96604	Oversupply
11/14/2022 9:05	0:04	SSA3	0.07998	-0.00300	Oversupply
11/14/2022 9:09	0:02	SSA3	0.03966	-0.00200	Oversupply
11/14/2022 9:11	0:02	SSA3	0.03966	0.52300	Oversupply
11/14/2022 9:13	0:02	SSA3	0.03981	0.44400	Oversupply
11/14/2022 9:14	0:01	BS250	Data is not available	Data is not available	Oversupply
11/14/2022 9:15	0:02	SSA3	0.04014	0.14000	Oversupply
11/14/2022 9:16	0:01	KWPPII	0.00093	20.41118	Oversupply
11/14/2022 9:17	0:02	SSA3	0.04014	1.18300	Oversupply
11/14/2022 9:19	0:02	SSA3	0.04080	0.36500	Oversupply
11/14/2022 9:21	0:04	BS250	Data is not available	Data is not available	Oversupply
11/14/2022 9:21	0:05	KWPPII	0.04671	20.81635	Oversupply
11/14/2022 9:21	0:04	SSA3	0.07994	0.00600	Oversupply
11/14/2022 9:25	0:02	SSA3	0.04014	-0.00200	Oversupply
11/14/2022 9:31	0:02	SSA3	0.04558	1.75000	Oversupply
11/14/2022 9:33	0:02	SSA3	0.04483	0.92800	Oversupply
11/14/2022 9:35	0:02	SSA3	0.04520	0.77400	Oversupply
11/14/2022 9:36	0:09	BS250	Data is not available	Data is not available	Oversupply
11/14/2022 9:37	0:03	KWPPII	0.05615	20.70657	Oversupply
11/14/2022 9:37	0:08	SSA3	0.17680	-0.00400	Oversupply
11/14/2022 9:41	0:03	KWPPII	0.02337	20.00202	Oversupply
11/14/2022 9:45	0:02	SSA3	0.02170	0.63700	Oversupply
11/14/2022 9:47	0:02	SSA3	0.02170	0.98200	Oversupply
11/14/2022 9:49	0:02	SSA3	0.02134	0.68200	Oversupply
11/14/2022 9:51	0:02	SSA3	0.02152	0.61000	Oversupply
11/14/2022 9:53	0:02	SSA3	0.02134	1.57300	Oversupply
11/14/2022 9:59	0:02	SSA3	0.02844	1.96200	Oversupply
11/14/2022 10:01	0:02	SSA3	0.03657	1.57300	Oversupply
11/14/2022 10:07	0:02	SSA3	0.03657	1.26500	Oversupply
11/14/2022 10:09	0:02	SSA3	0.03627	0.59600	Oversupply
11/14/2022 10:11	5:21	BS250	Data is not available	Data is not available	Oversupply
11/14/2022 10:11	5:20	SSA3	10.63542	0.01800	Oversupply
11/14/2022 10:12	5:18	KWPPII	74.86212	20.97503	Oversupply
11/14/2022 11:05	0:07	AWE	0.26439	18.40000	Oversupply



Maui Curtailment Report

November 2022

Start Date and Time	Duration (minutes)	IPP Curtailed	Estimated Curtailed MWH	Peak MW Curtailed	Reasons for Curtailment
11/14/2022 11:13	0:21	AWE	0.68492	18.70000	Oversupply
11/14/2022 11:36	0:16	AWE	0.69540	19.50000	Oversupply
11/14/2022 11:54	0:04	AWE	0.04952	19.10000	Oversupply
11/14/2022 12:06	0:04	AWE	0.09737	18.90000	Oversupply
11/14/2022 12:12	0:03	AWE	0.02958	18.70000	Oversupply
11/14/2022 12:16	0:02	AWE	0.01435	18.70000	Oversupply
11/14/2022 12:27	0:59	AWE	6.28211	19.10000	Oversupply
11/14/2022 13:33	0:05	AWE	0.24275	14.90000	Oversupply
11/14/2022 14:34	0:02	AWE	0.09949	20.60000	Oversupply
11/14/2022 15:31	0:01	KWP/II	0.00515	20.95107	Oversupply
11/14/2022 15:31	0:02	SSA3	0.00892	0.00000	Oversupply
11/14/2022 15:33	0:02	SSA3	0.00899	0.83000	Oversupply
11/14/2022 21:21	0:01	AWE	0.00500	0.30000	Oversupply
11/14/2022 23:18	0:01	AWE	0.00167	0.10000	Oversupply
11/14/2022 23:21	0:01	AWE	0.00167	0.10000	Oversupply
11/15/2022 6:40	0:01	BS250	Data is not available	Data is not available	Oversupply
11/15/2022 6:41	0:01	KWP/II	0.01155	18.17476	Oversupply
11/15/2022 9:26	0:02	SSA3	-0.00006	1.85300	Oversupply
11/15/2022 9:42	0:02	SSA3	0.00241	2.15600	Oversupply
11/15/2022 9:44	0:02	SSA3	0.05439	1.38800	Oversupply
11/15/2022 9:46	0:14	SSA3	0.42435	0.02100	Oversupply
11/15/2022 9:47	0:16	BS250	Data is not available	Data is not available	Oversupply
11/15/2022 9:48	0:13	KWP/II	0.80864	19.43119	Oversupply
11/15/2022 10:01	0:02	SSA3	0.02354	0.00500	Oversupply
11/15/2022 10:02	0:01	KWP/II	0.01288	19.12881	Oversupply
11/15/2022 10:03	0:02	SSA3	0.02335	0.51700	Oversupply
11/15/2022 10:07	0:02	SSA3	0.02374	0.66700	Oversupply
11/15/2022 10:08	5:01	BS250	Data is not available	Data is not available	Oversupply
11/15/2022 10:09	5:00	KWP/II	67.06508	20.09283	Oversupply
11/15/2022 10:09	5:01	SSA3	8.81206	0.01900	Oversupply
11/15/2022 10:19	0:04	AWE	0.03123	8.40000	Oversupply
11/15/2022 10:25	0:02	AWE	0.01539	8.80000	Oversupply
11/15/2022 10:28	0:49	AWE	5.38910	15.50000	Oversupply
11/15/2022 10:46	0:13	5A	Data is not available	Data is not available	Oversupply
11/15/2022 10:46	0:13	MS	Data is not available	Data is not available	Oversupply
11/15/2022 10:47	0:01	KWP	0.00267	23.92000	Oversupply
11/15/2022 10:58	0:01	KWP	0.00267	22.16000	Oversupply
11/15/2022 11:00	0:03	5A	Data is not available	Data is not available	Oversupply
11/15/2022 11:00	0:03	MS	Data is not available	Data is not available	Oversupply
11/15/2022 11:04	0:01	5A	Data is not available	Data is not available	Oversupply
11/15/2022 11:04	0:01	MS	Data is not available	Data is not available	Oversupply
11/15/2022 11:38	0:02	AWE	0.01766	8.10000	Oversupply
11/15/2022 11:42	0:02	AWE	0.00687	6.20000	Oversupply
11/15/2022 11:45	0:01	AWE	0.01285	4.70000	Oversupply
11/15/2022 11:55	0:46	AWE	3.88248	14.40000	Oversupply
11/15/2022 12:03	0:14	5A	Data is not available	Data is not available	Oversupply
11/15/2022 12:03	0:14	MS	Data is not available	Data is not available	Oversupply
11/15/2022 12:06	0:01	KWP	0.01067	19.92000	Oversupply
11/15/2022 12:08	0:01	KWP	0.00267	19.12000	Oversupply
11/15/2022 12:13	0:01	KWP	0.00349	18.00000	Oversupply
11/15/2022 12:18	0:01	5A	Data is not available	Data is not available	Oversupply
11/15/2022 12:18	0:01	MS	Data is not available	Data is not available	Oversupply
11/15/2022 13:04	0:41	AWE	2.34670	16.10000	Oversupply
11/15/2022 13:49	0:24	AWE	1.08373	17.50000	Oversupply
11/15/2022 14:16	0:03	AWE	0.04677	17.10000	Oversupply
11/15/2022 14:20	0:01	AWE	0.00378	14.70000	Oversupply
11/15/2022 15:09	0:02	SSA3	0.03917	0.27100	Oversupply
11/15/2022 15:11	0:02	SSA3	0.03917	1.33000	Oversupply
11/15/2022 15:13	0:02	SSA3	0.03249	1.65600	Oversupply
11/15/2022 15:15	0:02	SSA3	0.01807	1.40800	Oversupply
11/15/2022 15:17	0:02	SSA3	0.01807	1.63000	Oversupply
11/15/2022 15:19	0:03	BS250	Data is not available	Data is not available	Oversupply
11/15/2022 15:19	0:02	SSA3	0.01822	0.01600	Oversupply
11/15/2022 15:20	0:01	KWP/II	0.01022	17.24966	Oversupply
11/15/2022 15:21	0:02	SSA3	0.01792	0.23600	Oversupply
11/15/2022 16:04	0:02	SSA3	0.00254	0.77900	Oversupply
11/15/2022 16:06	0:02	SSA3	0.00263	1.06500	Oversupply
11/16/2022 9:12	0:02	SSA3	0.00322	1.58200	Oversupply
11/16/2022 9:14	0:02	SSA3	0.03985	0.63400	Oversupply
11/16/2022 9:16	0:11	BS250	Data is not available	Data is not available	Oversupply
11/16/2022 9:16	0:10	SSA3	0.25471	0.01700	Oversupply
11/16/2022 9:17	0:10	KWP/II	0.28896	18.51307	Oversupply
11/16/2022 9:26	0:02	SSA3	0.05128	-0.00100	Oversupply



Maui Curtailment Report

November 2022

Start Date and Time	Duration (minutes)	IPP Curtailed	Estimated Curtailed MWH	Peak MW Curtailed	Reasons for Curtailment
11/16/2022 9:28	0:02	SSA3	0.03036	0.33000	Oversupply
11/16/2022 9:30	0:02	SSA3	0.00242	1.71700	Oversupply
11/16/2022 9:46	0:02	SSA3	0.02323	1.92200	Oversupply
11/16/2022 9:54	0:02	SSA3	0.02342	1.99600	Oversupply
11/16/2022 9:56	0:12	SSA3	0.33204	0.01600	Oversupply
11/16/2022 9:57	0:12	BS250	Data is not available	Data is not available	Oversupply
11/16/2022 9:57	0:12	KWPPII	0.26321	17.63487	Oversupply
11/16/2022 10:09	0:02	SSA3	0.06695	0.18800	Oversupply
11/16/2022 10:10	0:01	BS250	Data is not available	Data is not available	Oversupply
11/16/2022 10:11	0:02	SSA3	0.06585	0.36500	Oversupply
11/16/2022 10:12	3:21	BS250	Data is not available	Data is not available	Oversupply
11/16/2022 10:13	3:26	SSA3	8.08589	0.01800	Oversupply
11/16/2022 10:14	3:26	KWPPII	37.49761	20.54790	Oversupply
11/16/2022 13:34	0:01	BS250	Data is not available	Data is not available	Oversupply
11/16/2022 13:36	0:03	BS250	Data is not available	Data is not available	Oversupply
11/16/2022 13:38	0:02	SSA3	0.07583	-0.00300	Oversupply
11/16/2022 13:40	0:02	SSA3	0.07583	-0.00300	Oversupply
11/16/2022 13:42	0:02	SSA3	0.07583	-0.00300	Oversupply
11/16/2022 13:44	0:02	SSA3	0.00745	0.77500	Oversupply
11/16/2022 13:46	0:02	SSA3	0.00267	2.27500	Oversupply
11/17/2022 2:03	0:01	KWPPII	0.00185	0.11077	Oversupply
11/17/2022 5:00	0:01	AWE	0.00167	0.10000	Oversupply
11/17/2022 9:45	0:02	SSA3	0.00072	1.79800	Oversupply
11/18/2022 9:10	0:02	SSA3	0.00022	1.48200	Oversupply
11/18/2022 10:03	0:02	SSA3	0.03105	2.17900	Oversupply
11/18/2022 10:05	0:02	SSA3	0.03079	0.03000	Oversupply
11/18/2022 10:07	0:02	SSA3	0.03079	0.09300	Oversupply
11/18/2022 10:09	0:02	SSA3	0.03130	0.11000	Oversupply
11/18/2022 10:10	1:14	BS250	Data is not available	Data is not available	Oversupply
11/18/2022 10:11	0:01	KWPPII	0.01616	12.52733	Oversupply
11/18/2022 10:11	1:13	SSA3	2.43792	0.00900	Oversupply
11/18/2022 10:13	0:06	KWPPII	0.30267	14.20490	Oversupply
11/18/2022 10:20	1:05	KWPPII	7.37923	19.86929	Oversupply
11/18/2022 11:24	0:02	SSA3	0.07809	0.06200	Oversupply
11/18/2022 11:26	1:46	BS250	Data is not available	Data is not available	Oversupply
11/18/2022 11:26	1:47	KWPPII	10.45931	20.57983	Oversupply
11/18/2022 11:26	1:47	SSA3	4.24962	-0.00500	Oversupply
11/18/2022 13:15	0:02	SSA3	0.05395	2.33300	Oversupply
11/18/2022 13:17	0:02	SSA3	0.05395	1.01200	Oversupply
11/18/2022 13:19	0:02	SSA3	0.05351	1.26100	Oversupply
11/18/2022 13:21	0:02	SSA3	0.05395	0.68800	Oversupply
11/18/2022 13:23	0:02	SSA3	0.05351	0.15200	Oversupply
11/18/2022 13:25	0:02	SSA3	0.05440	0.44700	Oversupply
11/18/2022 13:27	0:02	SSA3	0.05351	0.58300	Oversupply
11/18/2022 13:29	0:02	SSA3	0.02365	1.21800	Oversupply
11/18/2022 19:16	0:01	AWE	0.00167	0.10000	Oversupply
11/18/2022 23:08	0:01	KWPPII	0.00889	20.76945	Oversupply
11/18/2022 23:11	0:47	KWPPII	3.33636	21.06185	Oversupply
11/19/2022 0:00	5:51	KWPPII	72.70208	21.04987	Oversupply
11/19/2022 5:54	0:26	KWPPII	0.89229	21.01295	Oversupply
11/19/2022 8:00	0:10	SSA3	0.12391	0.34200	Oversupply
11/19/2022 8:03	0:01	KWPPII	0.00007	20.69560	Oversupply
11/19/2022 8:05	6:42	KWPPII	106.89940	20.88721	Oversupply
11/19/2022 8:09	6:39	BS250	Data is not available	Data is not available	Oversupply
11/19/2022 8:11	6:38	SSA3	13.43839	0.02400	Oversupply
11/19/2022 9:54	0:04	AWE	0.02975	20.20000	Oversupply
11/19/2022 10:02	3:30	AWE	22.02020	20.60000	Oversupply
11/19/2022 13:33	0:08	AWE	0.15784	20.40000	Oversupply
11/19/2022 14:48	0:01	KWPPII	0.00180	20.82533	Oversupply
11/19/2022 14:49	0:06	BS250	Data is not available	Data is not available	Oversupply
11/19/2022 14:49	0:28	SSA3	0.72287	0.06500	Oversupply
11/19/2022 14:50	0:05	KWPPII	0.04602	20.81835	Oversupply
11/19/2022 14:56	0:20	BS250	Data is not available	Data is not available	Oversupply
11/19/2022 14:56	0:21	KWPPII	0.64024	20.83631	Oversupply
11/19/2022 15:17	0:02	SSA3	0.01529	0.33200	Oversupply
11/19/2022 15:19	0:02	SSA3	0.01516	0.49800	Oversupply
11/19/2022 15:21	0:02	SSA3	0.01529	0.84600	Oversupply
11/19/2022 15:23	0:02	SSA3	0.01529	1.38700	Oversupply
11/20/2022 0:39	4:51	KWPPII	37.26230	20.81835	Oversupply
11/20/2022 5:34	0:22	KWPPII	0.88204	20.78841	Oversupply
11/20/2022 5:57	0:02	KWPPII	0.00235	20.75448	Oversupply
11/20/2022 6:00	0:11	KWPPII	0.21414	20.77643	Oversupply
11/20/2022 6:12	0:01	KWPPII	0.00218	20.76645	Oversupply



Maui Curtailment Report

November 2022

Start Date and Time	Duration (minutes)	IPP Curtailed	Estimated Curtailed MWH	Peak MW Curtailed	Reasons for Curtailment
11/20/2022 6:14	0:02	KWP	0.00996	20.77144	Oversupply
11/20/2022 6:17	0:01	KWP	0.00163	20.76346	Oversupply
11/20/2022 7:46	0:02	SSA3	0.02096	0.21700	Oversupply
11/20/2022 7:47	0:09	BS250	Data is not available	Data is not available	Oversupply
11/20/2022 7:48	0:11	KWP	0.11816	20.74450	Oversupply
11/20/2022 7:48	0:10	SSA3	0.10464	0.00500	Oversupply
11/20/2022 7:57	0:03	BS250	Data is not available	Data is not available	Oversupply
11/20/2022 7:58	0:02	SSA3	0.02059	-0.00200	Oversupply
11/20/2022 8:00	0:01	KWP	0.00152	20.73651	Oversupply
11/20/2022 8:00	0:02	SSA3	0.02493	0.09800	Oversupply
11/20/2022 8:02	0:02	SSA3	0.02514	0.48000	Oversupply
11/20/2022 8:04	0:02	SSA3	0.02514	0.00800	Oversupply
11/20/2022 8:06	6:58	BS250	Data is not available	Data is not available	Oversupply
11/20/2022 8:06	0:02	SSA3	0.02493	0.21900	Oversupply
11/20/2022 8:08	6:59	KWP	106.41230	20.78541	Oversupply
11/20/2022 8:08	6:56	SSA3	13.64071	-0.00300	Oversupply
11/20/2022 10:07	0:02	AWE	0.05513	20.70000	Oversupply
11/20/2022 10:19	0:09	AWE	0.20073	20.80000	Oversupply
11/20/2022 10:41	1:49	AWE	10.37504	20.80000	Oversupply
11/20/2022 12:38	1:17	AWE	6.93956	21.00000	Oversupply
11/20/2022 13:57	0:01	KWP	0.01600	24.88000	System Constraint
11/20/2022 14:36	0:01	KWP	0.00267	22.16000	System Constraint
11/20/2022 14:48	0:01	KWP	0.00267	22.16000	System Constraint
11/20/2022 14:54	0:01	KWP	0.00267	22.16000	System Constraint
11/20/2022 14:59	0:02	KWP	0.00533	22.16000	System Constraint
11/20/2022 15:04	0:02	SSA3	0.03999	0.02900	Oversupply
11/20/2022 15:05	0:01	BS250	Data is not available	Data is not available	Oversupply
11/20/2022 15:06	0:02	SSA3	0.04066	0.05000	Oversupply
11/20/2022 15:07	0:01	BS250	Data is not available	Data is not available	Oversupply
11/20/2022 15:08	0:01	KWP	0.00033	19.24058	Oversupply
11/20/2022 15:08	0:02	SSA3	0.04032	0.18800	Oversupply
11/20/2022 15:10	0:02	SSA3	0.04066	0.42600	Oversupply
11/20/2022 15:11	0:01	KWP	0.00267	22.16000	System Constraint
11/20/2022 15:12	0:02	SSA3	0.04066	1.05900	Oversupply
11/20/2022 15:14	0:02	SSA3	0.00552	1.29000	Oversupply
11/20/2022 15:15	0:01	KWP	0.00267	22.16000	System Constraint
11/20/2022 15:21	0:01	KWP	0.00267	22.16000	System Constraint
11/20/2022 15:23	0:01	KWP	0.00267	22.16000	System Constraint
11/20/2022 15:30	0:01	KWP	0.00267	22.16000	System Constraint
11/20/2022 16:01	0:01	KWP	0.00267	22.16000	System Constraint
11/20/2022 17:03	0:01	KWP	0.00267	22.16000	System Constraint
11/20/2022 17:11	0:01	KWP	0.00267	22.16000	System Constraint
11/20/2022 17:28	0:01	KWP	0.00267	22.16000	System Constraint
11/20/2022 17:40	0:01	KWP	0.00267	22.16000	System Constraint
11/20/2022 17:56	0:01	KWP	0.00267	22.16000	System Constraint
11/20/2022 17:59	0:01	KWP	0.00267	22.16000	System Constraint
11/20/2022 18:24	0:01	KWP	0.00267	22.16000	System Constraint
11/20/2022 18:26	0:01	KWP	0.00267	22.16000	System Constraint
11/20/2022 18:44	0:01	KWP	0.00267	22.16000	System Constraint
11/20/2022 19:22	0:01	KWP	0.00267	22.16000	System Constraint
11/20/2022 19:36	0:01	KWP	0.00267	22.16000	System Constraint
11/20/2022 19:53	0:01	KWP	0.00267	22.16000	System Constraint
11/20/2022 20:46	0:01	KWP	0.00267	22.16000	System Constraint
11/20/2022 21:19	0:01	KWP	0.00267	22.16000	System Constraint
11/20/2022 21:25	0:01	KWP	0.00267	22.16000	System Constraint
11/20/2022 21:55	0:01	KWP	0.00267	22.16000	System Constraint
11/20/2022 22:10	0:01	KWP	0.00267	22.16000	System Constraint
11/20/2022 22:15	6:30	KWP	67.28983	20.81236	Oversupply
11/20/2022 22:22	0:01	KWP	0.00267	22.16000	System Constraint
11/20/2022 22:43	0:01	KWP	0.00267	22.16000	System Constraint
11/20/2022 23:05	0:01	KWP	0.00267	22.16000	System Constraint
11/20/2022 23:32	0:01	KWP	0.00267	22.16000	System Constraint
11/20/2022 23:35	0:01	KWP	0.00267	22.16000	System Constraint
11/21/2022 0:15	0:01	KWP	0.00267	22.16000	System Constraint
11/21/2022 0:38	0:02	KWP	0.00533	22.16000	System Constraint
11/21/2022 1:06	0:01	KWP	0.00267	22.16000	System Constraint
11/21/2022 1:30	0:01	KWP	0.00267	22.16000	System Constraint
11/21/2022 1:38	0:01	KWP	0.00267	22.16000	System Constraint
11/21/2022 1:52	0:01	KWP	0.00267	22.16000	System Constraint
11/21/2022 1:57	0:01	KWP	0.00267	22.16000	System Constraint
11/21/2022 2:00	0:01	KWP	0.00267	22.16000	System Constraint
11/21/2022 2:02	0:01	KWP	0.00267	22.16000	System Constraint
11/21/2022 2:13	0:01	KWP	0.00267	22.16000	System Constraint



Maui Curtailment Report

November 2022

Start Date and Time	Duration (minutes)	IPP Curtailed	Estimated Curtailed MWH	Peak MW Curtailed	Reasons for Curtailment
11/21/2022 2:22	0:01	KWP	0.00267	22.16000	System Constraint
11/21/2022 2:25	0:01	KWP	0.00267	22.16000	System Constraint
11/21/2022 2:36	0:02	KWP	0.00533	22.16000	System Constraint
11/21/2022 2:41	0:01	KWP	0.00267	22.16000	System Constraint
11/21/2022 3:08	0:01	KWP	0.00267	22.16000	System Constraint
11/21/2022 3:13	0:01	KWP	0.00267	22.16000	System Constraint
11/21/2022 3:20	0:01	KWP	0.00267	22.16000	System Constraint
11/21/2022 3:52	0:01	KWP	0.00267	22.16000	System Constraint
11/21/2022 4:09	0:01	KWP	0.00267	22.16000	System Constraint
11/21/2022 4:24	0:01	KWP	0.00267	22.16000	System Constraint
11/21/2022 4:36	0:01	KWP	0.00267	22.16000	System Constraint
11/21/2022 4:50	1:13	KWP	3.98831	20.78940	Oversupply
11/21/2022 4:53	0:01	KWP	0.00267	22.16000	System Constraint
11/21/2022 4:55	0:02	KWP	0.00533	22.16000	System Constraint
11/21/2022 5:13	0:01	KWP	0.00267	22.16000	System Constraint
11/21/2022 5:35	0:01	KWP	0.00267	22.16000	System Constraint
11/21/2022 7:27	0:01	KWP	0.00267	22.16000	System Constraint
11/21/2022 7:29	0:01	KWP	0.00267	22.16000	System Constraint
11/21/2022 7:44	0:01	KWP	0.00267	22.16000	System Constraint
11/21/2022 8:51	0:02	SSA3	0.01126	1.25400	Oversupply
11/21/2022 8:53	0:02	SSA3	0.01135	0.59000	Oversupply
11/21/2022 8:55	0:02	SSA3	0.01126	0.49700	Oversupply
11/21/2022 8:57	0:02	SSA3	0.01126	0.45900	Oversupply
11/21/2022 9:01	0:01	KWP	0.00267	22.16000	System Constraint
11/21/2022 9:01	0:02	SSA3	0.02919	0.44700	Oversupply
11/21/2022 9:03	0:02	SSA3	0.02895	0.23200	Oversupply
11/21/2022 9:04	0:01	KWP	0.00267	22.32000	System Constraint
11/21/2022 9:05	0:02	SSA3	0.02919	0.10200	Oversupply
11/21/2022 9:06	0:18	BS250	Data is not available	Data is not available	Oversupply
11/21/2022 9:06	0:01	KWP	0.00267	22.16000	System Constraint
11/21/2022 9:07	0:17	KWP	0.67555	20.77444	Oversupply
11/21/2022 9:07	0:18	SSA3	0.36040	0.00200	Oversupply
11/21/2022 9:09	0:01	KWP	0.00267	22.16000	System Constraint
11/21/2022 9:12	0:02	KWP	0.00533	22.16000	System Constraint
11/21/2022 9:23	0:01	KWP	0.00267	22.16000	System Constraint
11/21/2022 9:25	0:01	KWP	0.00091	20.76046	Oversupply
11/21/2022 9:25	0:02	SSA3	0.04897	0.00500	Oversupply
11/21/2022 9:27	0:02	SSA3	0.04816	0.05900	Oversupply
11/21/2022 9:29	0:02	SSA3	0.05007	0.45400	Oversupply
11/21/2022 9:31	0:16	BS250	Data is not available	Data is not available	Oversupply
11/21/2022 9:31	0:17	KWP	0.56663	20.77942	Oversupply
11/21/2022 9:31	0:16	SSA3	0.47203	-0.00300	Oversupply
11/21/2022 9:47	0:02	SSA3	0.04442	0.36200	Oversupply
11/21/2022 9:48	0:02	BS250	Data is not available	Data is not available	Oversupply
11/21/2022 9:49	0:02	KWP	0.00644	20.77543	Oversupply
11/21/2022 9:49	0:02	SSA3	0.04442	0.03400	Oversupply
11/21/2022 9:51	0:02	SSA3	0.04406	0.72900	Oversupply
11/21/2022 9:53	0:02	SSA3	0.04406	1.90000	Oversupply
11/21/2022 9:55	0:02	SSA3	0.04479	1.88200	Oversupply
11/21/2022 9:57	4:41	BS250	Data is not available	Data is not available	Oversupply
11/21/2022 9:57	4:41	SSA3	10.58720	0.01400	Oversupply
11/21/2022 9:58	4:41	KWP	65.80421	20.77743	Oversupply
11/21/2022 10:53	0:03	AWE	0.05768	20.60000	Oversupply
11/21/2022 11:25	0:02	AWE	0.02681	21.00000	Oversupply
11/21/2022 11:28	0:13	AWE	0.24454	21.00000	Oversupply
11/21/2022 11:44	0:01	AWE	0.00486	20.30000	Oversupply
11/21/2022 12:38	0:09	AWE	0.22240	21.00000	Oversupply
11/21/2022 12:48	0:29	AWE	1.61045	21.00000	Oversupply
11/21/2022 13:18	0:01	AWE	0.00093	17.60000	Oversupply
11/21/2022 13:20	0:20	AWE	0.71753	20.70000	Oversupply
11/21/2022 13:50	0:02	AWE	0.02145	20.60000	Oversupply
11/21/2022 14:38	0:02	SSA3	0.04530	0.04600	Oversupply
11/21/2022 14:40	0:02	SSA3	0.04455	0.60900	Oversupply
11/21/2022 14:42	0:02	SSA3	0.04492	1.22100	Oversupply
11/21/2022 14:46	0:02	SSA3	0.00597	1.05500	Oversupply
11/21/2022 14:48	0:02	SSA3	0.00602	1.37800	Oversupply
11/21/2022 15:08	0:02	SSA3	0.00175	1.09200	Oversupply
11/21/2022 15:10	0:02	SSA3	0.00177	1.53200	Oversupply
11/21/2022 23:19	0:01	KWP	0.00068	19.55394	Oversupply
11/21/2022 23:23	0:03	KWP	0.02101	19.55593	Oversupply
11/21/2022 23:27	0:01	KWP	0.00113	19.55394	Oversupply
11/22/2022 0:45	5:11	KWP	28.37122	19.57589	Oversupply
11/22/2022 9:11	0:02	SSA3	0.00639	1.26400	Oversupply



Maui Curtailment Report

November 2022

Start Date and Time	Duration (minutes)	IPP Curtailed	Estimated Curtailed MWH	Peak MW Curtailed	Reasons for Curtailment
11/22/2022 9:13	0:02	SSA3	0.00828	1.31900	Oversupply
11/22/2022 9:15	0:02	SSA3	0.03250	0.72200	Oversupply
11/22/2022 9:17	0:02	SSA3	0.03250	0.34000	Oversupply
11/22/2022 9:19	0:02	SSA3	0.03196	0.60600	Oversupply
11/22/2022 9:21	0:02	SSA3	0.03250	0.49400	Oversupply
11/22/2022 9:23	0:02	SSA3	0.03223	0.00400	Oversupply
11/22/2022 9:25	0:02	SSA3	0.03223	0.33000	Oversupply
11/22/2022 9:27	0:02	SSA3	0.03223	0.92100	Oversupply
11/22/2022 9:29	0:02	SSA3	0.03223	1.12800	Oversupply
11/22/2022 9:33	0:02	SSA3	0.03806	1.16300	Oversupply
11/22/2022 9:35	0:02	SSA3	0.03744	0.79200	Oversupply
11/22/2022 9:37	0:02	SSA3	0.03806	1.18700	Oversupply
11/22/2022 9:39	0:12	SSA3	0.17463	0.01500	Oversupply
11/22/2022 9:40	0:12	BS250	Data is not available	Data is not available	Oversupply
11/22/2022 9:41	0:11	KWPPII	0.44041	20.97702	Oversupply
11/22/2022 9:51	0:02	SSA3	0.01875	0.12500	Oversupply
11/22/2022 9:53	0:02	SSA3	0.01890	0.20600	Oversupply
11/22/2022 9:55	0:02	SSA3	0.01875	0.04200	Oversupply
11/22/2022 9:56	0:01	KWPPII	0.00598	20.21458	Oversupply
11/22/2022 9:57	0:02	SSA3	0.01890	0.32600	Oversupply
11/22/2022 9:59	0:02	SSA3	0.01980	0.33100	Oversupply
11/22/2022 10:01	0:24	SSA3	0.51529	0.34000	Oversupply
11/22/2022 10:02	0:24	BS250	Data is not available	Data is not available	Oversupply
11/22/2022 10:03	0:01	KWPPII	0.01210	20.06190	Oversupply
11/22/2022 10:05	0:21	KWPPII	1.36201	20.45110	Oversupply
11/22/2022 10:25	0:02	SSA3	0.05384	0.74500	Oversupply
11/22/2022 10:29	0:02	SSA3	0.00828	1.71200	Oversupply
11/22/2022 11:08	0:02	SSA3	0.00348	2.31400	Oversupply
11/22/2022 11:10	0:02	SSA3	0.00346	1.85600	Oversupply
11/22/2022 11:12	0:02	SSA3	0.00348	2.30800	Oversupply
11/22/2022 11:14	0:02	SSA3	0.04148	2.32300	Oversupply
11/22/2022 11:16	0:02	SSA3	0.07372	0.72000	Oversupply
11/22/2022 11:18	0:02	SSA3	0.07613	1.35600	Oversupply
11/22/2022 11:20	1:08	BS250	Data is not available	Data is not available	Oversupply
11/22/2022 11:20	1:09	SSA3	2.02984	0.00700	Oversupply
11/22/2022 11:21	1:08	KWPPII	9.29143	20.99498	Oversupply
11/22/2022 12:28	0:02	SSA3	0.02738	0.59200	Oversupply
11/22/2022 12:31	0:02	SSA3	0.05159	0.21200	Oversupply
11/22/2022 12:33	0:02	SSA3	0.05159	0.55400	Oversupply
11/22/2022 12:34	0:13	BS250	Data is not available	Data is not available	Oversupply
11/22/2022 12:35	0:14	KWPPII	0.48127	19.00506	Oversupply
11/22/2022 12:35	0:12	SSA3	0.31310	0.00000	Oversupply
11/22/2022 12:47	0:02	SSA3	0.05509	0.01400	Oversupply
11/22/2022 12:48	0:02	BS250	Data is not available	Data is not available	Oversupply
11/22/2022 12:49	0:02	SSA3	0.05464	0.00000	Oversupply
11/22/2022 12:50	0:01	KWPPII	0.01133	16.49021	Oversupply
11/22/2022 12:51	1:09	BS250	Data is not available	Data is not available	Oversupply
11/22/2022 12:51	1:45	SSA3	3.59275	0.00100	Oversupply
11/22/2022 12:52	1:43	KWPPII	10.94734	19.36333	Oversupply
11/22/2022 14:01	0:02	BS250	Data is not available	Data is not available	Oversupply
11/22/2022 14:04	0:30	BS250	Data is not available	Data is not available	Oversupply
11/22/2022 14:36	0:02	SSA3	0.02643	1.14600	Oversupply
11/22/2022 14:38	0:02	SSA3	0.02643	1.11800	Oversupply
11/22/2022 14:44	0:02	SSA3	0.01343	1.76300	Oversupply
11/22/2022 22:58	3:48	17-2	1.06401	0.28100	Oversupply
11/22/2022 22:58	3:48	KWPPII	37.20275	20.89618	Oversupply
11/23/2022 2:51	0:04	17-2	0.01867	0.28100	Oversupply
11/23/2022 2:51	0:04	KWPPII	0.05872	20.52594	Oversupply
11/23/2022 2:56	0:01	17-2	0.00385	0.28100	Oversupply
11/23/2022 2:58	0:30	17-2	0.13698	0.28100	Oversupply
11/23/2022 2:59	0:29	KWPPII	0.87302	20.86824	Oversupply
11/23/2022 3:29	0:01	KWPPII	0.00269	18.43523	Oversupply
11/23/2022 3:29	0:03	17-2	0.01151	0.28100	Oversupply
11/23/2022 3:31	0:01	KWPPII	0.00330	18.61286	Oversupply
11/23/2022 3:35	0:01	17-2	0.00467	0.28100	Oversupply
11/23/2022 3:35	0:01	KWPPII	0.00100	17.98615	Oversupply
11/23/2022 3:54	0:24	17-2	0.10865	0.28100	Oversupply
11/23/2022 3:55	0:21	KWPPII	1.48040	20.78142	Oversupply
11/23/2022 4:17	0:01	KWPPII	0.00755	20.41318	Oversupply
11/23/2022 8:27	0:28	BS250	Data is not available	Data is not available	Oversupply
11/23/2022 8:27	1:05	17-2	0.30334	0.28100	Oversupply
11/23/2022 8:27	0:32	SSA3	0.58251	0.38000	Oversupply
11/23/2022 8:28	0:25	KWPPII	1.95200	20.99299	Oversupply



Maui Curtailment Report

November 2022

Start Date and Time	Duration (minutes)	IPP Curtailed	Estimated Curtailed MWH	Peak MW Curtailed	Reasons for Curtailment
11/23/2022 8:54	0:05	KWP/II	0.04676	20.64171	Oversupply
11/23/2022 8:56	0:01	BS250	Data is not available	Data is not available	Oversupply
11/23/2022 8:58	0:01	BS250	Data is not available	Data is not available	Oversupply
11/23/2022 8:59	0:02	SSA3	0.03753	0.29700	Oversupply
11/23/2022 9:01	0:02	SSA3	0.04211	0.08000	Oversupply
11/23/2022 9:03	0:02	SSA3	0.04281	0.20200	Oversupply
11/23/2022 9:05	0:02	SSA3	0.04246	0.10800	Oversupply
11/23/2022 9:07	0:02	SSA3	0.04246	0.26900	Oversupply
11/23/2022 9:09	0:14	BS250	Data is not available	Data is not available	Oversupply
11/23/2022 9:09	0:02	SSA3	0.04281	-0.00300	Oversupply
11/23/2022 9:10	0:02	KWP/II	0.03461	18.18075	Oversupply
11/23/2022 9:11	0:12	SSA3	0.28181	-0.00300	Oversupply
11/23/2022 9:14	0:08	KWP/II	0.23854	18.04104	Oversupply
11/23/2022 9:23	0:01	KWP/II	0.02207	17.03111	Oversupply
11/23/2022 9:23	0:02	SSA3	0.04970	0.00000	Oversupply
11/23/2022 9:25	0:04	SSA3	0.09939	0.34800	Oversupply
11/23/2022 9:28	0:01	BS250	Data is not available	Data is not available	Oversupply
11/23/2022 9:29	0:01	KWP/II	0.00614	17.43628	Oversupply
11/23/2022 9:29	0:02	SSA3	0.00242	0.33100	Oversupply
11/23/2022 9:39	0:07	17-2	0.03094	0.28100	Oversupply
11/23/2022 9:39	0:02	SSA3	0.00754	1.35000	Oversupply
11/23/2022 9:41	0:02	SSA3	0.00748	1.39500	Oversupply
11/23/2022 9:56	0:38	17-2	0.17733	0.28100	Oversupply
11/23/2022 9:56	0:02	SSA3	0.01603	1.46500	Oversupply
11/23/2022 9:58	0:02	SSA3	0.01919	0.64400	Oversupply
11/23/2022 9:59	0:02	BS250	Data is not available	Data is not available	Oversupply
11/23/2022 10:00	0:02	SSA3	0.06522	0.04100	Oversupply
11/23/2022 10:02	0:02	SSA3	0.06631	0.37800	Oversupply
11/23/2022 10:03	0:26	BS250	Data is not available	Data is not available	Oversupply
11/23/2022 10:04	0:25	KWP/II	2.27549	19.31343	Oversupply
11/23/2022 10:04	0:24	SSA3	0.81117	-0.00200	Oversupply
11/23/2022 10:28	0:02	SSA3	0.05421	0.05100	Oversupply
11/23/2022 10:30	0:02	SSA3	0.00667	1.20900	Oversupply
11/23/2022 10:32	0:02	SSA3	0.00656	2.06400	Oversupply
11/23/2022 10:36	0:02	SSA3	0.00662	2.11200	Oversupply
11/23/2022 10:37	0:01	17-2	0.00319	0.28100	Oversupply
11/23/2022 10:40	0:02	17-2	0.00395	0.28100	Oversupply
11/23/2022 10:44	0:01	17-2	0.00033	0.28100	Oversupply
11/23/2022 10:48	0:02	SSA3	0.00620	2.15400	Oversupply
11/23/2022 10:49	0:01	17-2	0.00468	0.28100	Oversupply
11/23/2022 10:49	0:01	KWP/II	0.00087	20.67763	System Constraint
11/23/2022 11:08	0:02	SSA3	0.00623	2.27400	Oversupply
11/23/2022 11:09	0:01	17-2	0.00468	0.28100	Oversupply
11/23/2022 11:12	0:02	SSA3	0.00634	2.28200	Oversupply
11/23/2022 11:13	0:02	17-2	0.00937	0.28100	Oversupply
11/23/2022 11:16	0:02	17-2	0.00937	0.28100	Oversupply
11/23/2022 11:16	0:02	SSA3	0.00788	1.96500	Oversupply
11/23/2022 11:35	0:01	17-2	0.00468	0.28100	Oversupply
11/23/2022 11:48	0:04	17-2	0.01873	0.28100	Oversupply
11/23/2022 11:51	0:02	SSA3	0.02211	2.40200	Oversupply
11/23/2022 11:53	0:06	17-2	0.02810	0.28100	Oversupply
11/23/2022 11:53	0:04	SSA3	0.04367	2.21200	Oversupply
11/23/2022 11:57	0:02	SSA3	0.02193	1.46700	Oversupply
11/23/2022 12:13	0:02	SSA3	0.00915	2.71600	Oversupply
11/23/2022 12:14	0:01	17-2	0.00468	0.28100	Oversupply
11/23/2022 12:18	0:04	17-2	0.01348	0.28100	Oversupply
11/23/2022 12:29	0:02	SSA3	0.07565	2.11700	Oversupply
11/23/2022 12:30	0:30	17-2	0.13734	0.28100	Oversupply
11/23/2022 12:31	0:02	SSA3	0.07958	2.01300	Oversupply
11/23/2022 12:33	0:02	SSA3	0.07958	0.06000	Oversupply
11/23/2022 12:34	0:01	BS250	Data is not available	Data is not available	Oversupply
11/23/2022 12:35	0:08	SSA3	0.31570	0.00000	Oversupply
11/23/2022 12:36	0:08	BS250	Data is not available	Data is not available	Oversupply
11/23/2022 12:36	0:08	KWP/II	0.21931	20.49301	System Constraint
11/23/2022 12:43	0:02	SSA3	0.07388	0.43400	Oversupply
11/23/2022 12:45	0:06	SSA3	0.15220	0.43800	Oversupply
11/23/2022 12:47	0:04	BS250	Data is not available	Data is not available	Oversupply
11/23/2022 12:48	0:04	KWP/II	0.05924	18.32246	System Constraint
11/23/2022 12:52	0:02	SSA3	0.05032	-0.00300	Oversupply
11/23/2022 12:54	0:02	SSA3	0.05115	0.72900	Oversupply
11/23/2022 13:56	0:02	SSA3	-0.00029	0.67300	Oversupply
11/23/2022 13:57	0:02	17-2	0.00937	0.28100	Oversupply
11/23/2022 14:04	0:04	17-2	0.01873	0.28100	Oversupply



Maui Curtailment Report

November 2022

Start Date and Time	Duration (minutes)	IPP Curtailed	Estimated Curtailed MWH	Peak MW Curtailed	Reasons for Curtailment
11/23/2022 14:04	0:02	SSA3	0.00191	0.06200	Oversupply
11/23/2022 14:25	0:04	17-2	0.01873	0.28100	Oversupply
11/23/2022 14:25	0:02	SSA3	-0.00005	0.36200	Oversupply
11/23/2022 14:30	0:17	17-2	0.07962	0.28100	Oversupply
11/23/2022 14:31	0:02	SSA3	0.01570	0.07500	Oversupply
11/23/2022 14:33	0:01	KWPIL	0.00306	10.72902	System Constraint
11/23/2022 14:33	0:02	SSA3	0.01558	0.01900	Oversupply
11/23/2022 14:35	0:02	SSA3	0.01545	0.18700	Oversupply
11/23/2022 14:37	0:05	BS250	Data is not available	Data is not available	Oversupply
11/23/2022 14:37	0:06	SSA3	0.04711	0.01000	Oversupply
11/23/2022 14:38	0:04	KWPIL	0.06012	9.53746	System Constraint
11/23/2022 14:43	0:02	SSA3	0.01231	0.02600	Oversupply
11/23/2022 14:45	0:02	SSA3	-0.00185	0.61800	Oversupply
11/23/2022 17:34	0:01	AWE	0.00500	0.30000	Oversupply
11/23/2022 19:58	0:01	AWE	0.00167	0.10000	Oversupply
11/24/2022 3:14	0:02	17-2	0.00699	0.28100	Oversupply
11/24/2022 3:15	0:01	KWPIL	0.00303	16.48822	Oversupply
11/24/2022 3:17	0:07	17-2	0.03185	0.28100	Oversupply
11/24/2022 3:17	0:07	KWPIL	0.12901	18.09892	Oversupply
11/24/2022 3:29	0:01	17-2	0.00455	0.28100	Oversupply
11/24/2022 3:29	0:01	KWPIL	0.00069	17.11793	Oversupply
11/24/2022 3:35	0:28	17-2	0.12384	0.28100	Oversupply
11/24/2022 3:38	0:20	KWPIL	0.54363	19.56791	Oversupply
11/24/2022 3:59	0:04	KWPIL	0.05927	19.23060	Oversupply
11/24/2022 9:43	0:01	AWE	0.00167	0.10000	Oversupply
11/24/2022 11:02	0:06	17-2	0.02810	0.28100	Oversupply
11/24/2022 11:02	0:02	SSA3	0.01726	1.39700	Oversupply
11/24/2022 11:04	0:02	SSA3	0.01740	1.93600	Oversupply
11/24/2022 11:06	0:02	SSA3	0.01726	1.49900	Oversupply
11/24/2022 11:09	0:02	17-2	0.00937	0.28100	Oversupply
11/24/2022 11:12	0:06	17-2	0.02810	0.28100	Oversupply
11/24/2022 11:14	0:02	SSA3	0.00389	2.01900	Oversupply
11/24/2022 11:16	0:02	SSA3	0.00166	1.92700	Oversupply
11/24/2022 11:19	0:01	17-2	0.00468	0.28100	Oversupply
11/24/2022 11:22	0:01	17-2	0.00468	0.28100	Oversupply
11/24/2022 12:08	0:01	17-2	0.00468	0.28100	Oversupply
11/24/2022 12:14	0:02	SSA3	-0.01009	1.98100	Oversupply
11/24/2022 12:15	0:01	17-2	0.00310	0.28100	Oversupply
11/24/2022 12:17	0:02	SSA3	0.02263	2.18600	Oversupply
11/24/2022 12:17	0:07	17-2	0.03246	0.28100	Oversupply
11/24/2022 12:19	0:02	SSA3	0.02263	1.59300	Oversupply
11/24/2022 12:21	0:02	SSA3	0.02244	2.00700	Oversupply
11/24/2022 12:25	1:43	17-2	0.48238	0.28100	Oversupply
11/24/2022 12:25	0:02	SSA3	0.02263	2.42300	Oversupply
11/24/2022 12:27	0:02	SSA3	0.02263	1.48800	Oversupply
11/24/2022 12:29	0:02	SSA3	0.05080	1.55800	Oversupply
11/24/2022 12:31	0:02	SSA3	0.04120	1.88200	Oversupply
11/24/2022 12:33	0:02	SSA3	0.04087	0.36200	Oversupply
11/24/2022 12:34	0:07	BS250	Data is not available	Data is not available	Oversupply
11/24/2022 12:35	0:06	SSA3	0.12294	-0.00300	Oversupply
11/24/2022 12:37	0:05	KWPIL	0.09224	20.73552	Oversupply
11/24/2022 12:41	0:02	SSA3	0.04087	-0.00300	Oversupply
11/24/2022 12:43	0:02	SSA3	0.04149	-0.00300	Oversupply
11/24/2022 12:45	0:07	BS250	Data is not available	Data is not available	Oversupply
11/24/2022 12:45	0:08	SSA3	0.26712	-0.00300	Oversupply
11/24/2022 12:46	0:08	KWPIL	0.18402	20.73552	Oversupply
11/24/2022 12:53	0:02	SSA3	0.06719	0.08300	Oversupply
11/24/2022 12:55	0:02	SSA3	0.06719	0.08700	Oversupply
11/24/2022 12:57	0:04	BS250	Data is not available	Data is not available	Oversupply
11/24/2022 12:57	0:04	KWPIL	0.08162	20.73452	Oversupply
11/24/2022 12:57	0:04	SSA3	0.12667	0.00000	Oversupply
11/24/2022 13:01	0:02	SSA3	0.06438	-0.00300	Oversupply
11/24/2022 13:03	0:02	SSA3	0.06385	-0.00300	Oversupply
11/24/2022 13:05	0:02	SSA3	0.06385	-0.00300	Oversupply
11/24/2022 13:07	0:02	SSA3	0.06385	0.34800	Oversupply
11/24/2022 13:09	0:02	SSA3	0.06385	1.08100	Oversupply
11/24/2022 13:11	0:02	SSA3	0.06438	0.70100	Oversupply
11/24/2022 13:13	0:02	SSA3	0.05379	0.75600	Oversupply
11/24/2022 13:15	0:01	KWPIL	0.00273	20.72953	Oversupply
11/24/2022 13:15	0:02	SSA3	0.03427	1.18300	Oversupply
11/24/2022 13:17	0:02	SSA3	0.03399	1.21500	Oversupply
11/24/2022 13:19	0:02	SSA3	0.03427	1.12200	Oversupply
11/24/2022 13:21	0:02	SSA3	0.03427	1.49400	Oversupply



Maui Curtailment Report

November 2022

Start Date and Time	Duration (minutes)	IPP Curtailed	Estimated Curtailed MWH	Peak MW Curtailed	Reasons for Curtailment
11/24/2022 13:23	0:02	SSA3	0.03371	1.29100	Oversupply
11/24/2022 13:25	0:02	SSA3	0.03427	1.38400	Oversupply
11/24/2022 13:27	0:02	SSA3	0.03456	1.43000	Oversupply
11/24/2022 13:29	0:02	SSA3	0.04342	2.14400	Oversupply
11/24/2022 13:31	0:02	SSA3	0.02702	1.49700	Oversupply
11/24/2022 13:33	0:02	SSA3	0.02702	1.83500	Oversupply
11/24/2022 13:35	0:02	SSA3	0.02679	1.76400	Oversupply
11/24/2022 13:37	0:02	SSA3	0.02724	0.75700	Oversupply
11/24/2022 13:39	0:02	SSA3	0.02702	0.70400	Oversupply
11/24/2022 13:41	0:02	SSA3	0.02702	0.17400	Oversupply
11/24/2022 13:43	0:02	SSA3	0.02584	0.21000	Oversupply
11/24/2022 13:45	0:02	SSA3	0.03441	0.24000	Oversupply
11/24/2022 13:46	0:01	BS250	Data is not available	Data is not available	Oversupply
11/24/2022 13:47	0:02	SSA3	0.03469	0.65900	Oversupply
11/24/2022 13:49	0:02	SSA3	0.03412	1.93800	Oversupply
11/24/2022 13:51	0:02	SSA3	0.03441	1.32500	Oversupply
11/24/2022 13:53	0:02	SSA3	0.03441	1.38800	Oversupply
11/24/2022 13:55	0:02	SSA3	0.03441	1.17200	Oversupply
11/24/2022 13:57	0:02	SSA3	0.03441	1.06800	Oversupply
11/24/2022 14:00	0:02	SSA3	0.01750	0.91600	Oversupply
11/24/2022 14:02	0:02	SSA3	0.01764	0.79600	Oversupply
11/24/2022 14:04	0:02	SSA3	0.01750	0.93200	Oversupply
11/24/2022 14:06	0:02	SSA3	0.01736	1.51600	Oversupply
11/24/2022 14:10	0:04	17-2	0.01115	0.28100	Oversupply
11/24/2022 14:10	0:02	SSA3	0.01750	2.06300	Oversupply
11/24/2022 14:12	0:02	SSA3	0.01764	2.00400	Oversupply
11/24/2022 14:16	0:02	SSA3	0.00154	2.03700	Oversupply
11/24/2022 14:17	0:07	17-2	0.02918	0.28100	Oversupply
11/24/2022 14:18	0:02	SSA3	0.00154	1.72600	Oversupply
11/24/2022 14:20	0:02	SSA3	0.00153	1.95700	Oversupply
11/24/2022 14:22	0:02	SSA3	0.00154	1.90700	Oversupply
11/24/2022 14:26	0:02	17-2	0.00937	0.28100	Oversupply
11/24/2022 14:26	0:02	SSA3	0.00155	1.95600	Oversupply
11/24/2022 14:44	0:02	SSA3	0.00358	1.73100	Oversupply
11/24/2022 14:45	0:01	17-2	0.00046	0.28100	Oversupply
11/24/2022 15:44	0:01	AWE	0.00167	0.10000	Oversupply
11/24/2022 16:00	0:01	AWE	0.00167	0.10000	Oversupply
11/24/2022 16:03	0:01	AWE	0.00167	0.10000	Oversupply
11/25/2022 0:55	5:02	17-2	1.36609	0.28100	Oversupply
11/25/2022 0:57	4:59	KWPPI	18.60889	20.79140	Oversupply
11/25/2022 5:58	0:01	17-2	0.00453	0.28100	Oversupply
11/25/2022 8:40	0:02	SSA3	0.00943	1.09300	Oversupply
11/25/2022 8:41	0:19	17-2	0.07425	0.28100	Oversupply
11/25/2022 8:42	0:02	SSA3	0.00959	1.11300	Oversupply
11/25/2022 8:44	0:02	SSA3	0.01929	0.37600	Oversupply
11/25/2022 8:46	0:01	BS250	Data is not available	Data is not available	Oversupply
11/25/2022 8:46	0:04	SSA3	0.05200	0.01400	Oversupply
11/25/2022 8:48	0:02	BS250	Data is not available	Data is not available	Oversupply
11/25/2022 8:48	0:02	KWPPI	0.01822	20.81535	Oversupply
11/25/2022 8:50	0:02	SSA3	0.02611	0.38300	Oversupply
11/25/2022 8:52	0:02	SSA3	0.02568	0.39400	Oversupply
11/25/2022 8:54	0:02	SSA3	0.02611	0.78000	Oversupply
11/25/2022 8:56	0:02	SSA3	0.02589	1.01200	Oversupply
11/25/2022 8:58	0:02	SSA3	0.02389	1.28500	Oversupply
11/25/2022 9:01	0:02	SSA3	0.02714	1.31700	Oversupply
11/25/2022 9:01	5:17	17-2	1.48462	0.28100	Oversupply
11/25/2022 9:03	0:02	SSA3	0.02692	0.50500	Oversupply
11/25/2022 9:04	0:02	BS250	Data is not available	Data is not available	Oversupply
11/25/2022 9:05	0:01	KWPPI	0.00830	19.41422	Oversupply
11/25/2022 9:05	0:02	SSA3	0.02714	0.00900	Oversupply
11/25/2022 9:07	0:02	SSA3	0.02670	0.31000	Oversupply
11/25/2022 9:09	0:02	SSA3	0.02714	0.81800	Oversupply
11/25/2022 9:11	0:02	SSA3	0.02692	0.84700	Oversupply
11/25/2022 9:13	0:02	SSA3	0.02696	1.32800	Oversupply
11/25/2022 9:15	0:02	SSA3	0.03621	1.09200	Oversupply
11/25/2022 9:17	0:02	SSA3	0.03591	0.82400	Oversupply
11/25/2022 9:19	0:02	SSA3	0.03591	0.75600	Oversupply
11/25/2022 9:21	0:02	SSA3	0.03561	0.31300	Oversupply
11/25/2022 9:23	0:02	SSA3	0.03621	0.56000	Oversupply
11/25/2022 9:25	0:02	SSA3	0.03561	1.25800	Oversupply
11/25/2022 9:27	0:02	SSA3	0.03621	0.04600	Oversupply
11/25/2022 9:29	0:02	SSA3	0.04744	0.10900	Oversupply
11/25/2022 9:30	4:41	BS250	Data is not available	Data is not available	Oversupply



Maui Curtailment Report

November 2022

Start Date and Time	Duration (minutes)	IPP Curtailed	Estimated Curtailed MWH	Peak MW Curtailed	Reasons for Curtailment
11/25/2022 9:31	4:40	SSA3	10.73909	0.00900	Oversupply
11/25/2022 9:33	4:38	KWP/II	57.66580	21.02592	Oversupply
11/25/2022 10:46	0:03	AWE	0.02520	1.50000	Oversupply
11/25/2022 10:51	0:02	AWE	0.00543	1.30000	Oversupply
11/25/2022 10:54	0:02	5A	Data is not available	Data is not available	Oversupply
11/25/2022 10:54	0:02	MS	Data is not available	Data is not available	Oversupply
11/25/2022 10:54	0:03	AWE	0.02329	0.90000	Oversupply
11/25/2022 10:58	0:03	AWE	0.01176	0.50000	Oversupply
11/25/2022 11:00	0:01	5A	Data is not available	Data is not available	Oversupply
11/25/2022 11:00	0:01	MS	Data is not available	Data is not available	Oversupply
11/25/2022 11:15	0:02	5A	Data is not available	Data is not available	Oversupply
11/25/2022 11:15	0:02	MS	Data is not available	Data is not available	Oversupply
11/25/2022 11:15	0:03	AWE	0.01000	0.40000	Oversupply
11/25/2022 11:17	0:01	KWP	0.00800	20.40000	Oversupply
11/25/2022 11:58	0:01	AWE	0.00167	0.10000	Oversupply
11/25/2022 12:16	0:02	5A	Data is not available	Data is not available	Oversupply
11/25/2022 12:16	0:02	MS	Data is not available	Data is not available	Oversupply
11/25/2022 12:17	0:02	AWE	0.00667	0.20000	Oversupply
11/25/2022 12:21	0:02	5A	Data is not available	Data is not available	Oversupply
11/25/2022 12:21	0:02	MS	Data is not available	Data is not available	Oversupply
11/25/2022 12:21	0:03	AWE	0.01658	0.40000	Oversupply
11/25/2022 14:11	0:02	SSA3	0.06365	0.65500	Oversupply
11/25/2022 14:13	0:02	SSA3	0.04490	1.05200	Oversupply
11/25/2022 14:15	0:02	SSA3	0.00595	0.61300	Oversupply
11/25/2022 14:19	0:02	17-2	0.00937	0.28100	Oversupply
11/25/2022 14:19	0:02	SSA3	0.00595	2.00300	Oversupply
11/25/2022 14:52	0:01	17-2	0.00330	0.28100	Oversupply
11/25/2022 14:56	0:01	17-2	0.00468	0.28100	Oversupply
11/26/2022 11:50	0:01	17-2	0.00356	0.28100	Oversupply
11/26/2022 12:10	0:01	17-2	0.00468	0.28100	Oversupply
11/26/2022 12:10	0:02	SSA3	0.00927	2.26600	Oversupply
11/26/2022 12:18	0:02	SSA3	0.04435	2.52500	Oversupply
11/26/2022 12:20	0:18	17-2	0.08430	0.28100	Oversupply
11/26/2022 12:20	0:02	SSA3	0.04471	1.60700	Oversupply
11/26/2022 12:22	0:02	SSA3	0.04398	1.19100	Oversupply
11/26/2022 12:24	0:02	SSA3	0.04435	0.25700	Oversupply
11/26/2022 12:26	0:02	SSA3	0.04471	0.52900	Oversupply
11/26/2022 12:28	0:02	SSA3	0.04368	1.19800	Oversupply
11/26/2022 12:30	0:02	SSA3	0.03691	2.17000	Oversupply
11/26/2022 12:32	0:02	SSA3	0.03721	0.45400	Oversupply
11/26/2022 12:34	0:02	SSA3	0.03691	0.11700	Oversupply
11/26/2022 12:36	0:02	SSA3	0.03721	0.74300	Oversupply
11/26/2022 12:42	0:04	17-2	0.01580	0.28100	Oversupply
11/26/2022 12:42	0:02	SSA3	0.03660	1.94200	Oversupply
11/26/2022 12:44	0:02	SSA3	0.03384	1.95800	Oversupply
11/26/2022 12:47	0:01	17-2	0.00392	0.28100	Oversupply
11/26/2022 12:56	0:05	17-2	0.02342	0.28100	Oversupply
11/26/2022 12:56	0:02	SSA3	0.01042	1.11900	Oversupply
11/26/2022 12:58	0:02	SSA3	0.00312	1.41700	Oversupply
11/26/2022 13:02	0:08	17-2	0.03747	0.28100	Oversupply
11/26/2022 13:02	0:02	SSA3	0.00688	2.04400	Oversupply
11/26/2022 13:04	0:02	SSA3	0.00682	2.29700	Oversupply
11/26/2022 13:06	0:02	SSA3	0.00682	2.32700	Oversupply
11/26/2022 13:08	0:02	SSA3	0.00682	2.16400	Oversupply
11/26/2022 13:11	0:02	17-2	0.00173	0.28100	Oversupply
11/26/2022 23:24	0:01	KWP/II	0.00279	0.16766	Oversupply
11/27/2022 12:11	0:29	17-2	0.13390	0.28100	Oversupply
11/27/2022 12:11	0:02	SSA3	0.01555	1.95600	Oversupply
11/27/2022 12:13	0:02	SSA3	0.02772	1.47800	Oversupply
11/27/2022 12:15	0:02	SSA3	0.06881	0.25100	Oversupply
11/27/2022 12:16	0:01	BS250	Data is not available	Data is not available	Oversupply
11/27/2022 12:17	0:02	SSA3	0.06939	-0.00300	Oversupply
11/27/2022 12:19	0:01	BS250	Data is not available	Data is not available	Oversupply
11/27/2022 12:19	0:01	AWE	0.00286	8.00000	Oversupply
11/27/2022 12:19	0:02	SSA3	0.06996	-0.00300	Oversupply
11/27/2022 12:21	0:02	SSA3	0.06939	-0.00400	Oversupply
11/27/2022 12:23	0:02	SSA3	0.06939	0.83900	Oversupply
11/27/2022 12:24	0:04	BS250	Data is not available	Data is not available	Oversupply
11/27/2022 12:25	0:04	AWE	0.02288	10.80000	Oversupply
11/27/2022 12:25	0:04	SSA3	0.13820	0.01900	Oversupply
11/27/2022 12:29	0:06	BS250	Data is not available	Data is not available	Oversupply
11/27/2022 12:29	0:06	SSA3	0.10595	0.00500	Oversupply
11/27/2022 12:30	0:06	AWE	0.03005	11.20000	Oversupply



Maui Curtailment Report

November 2022

Start Date and Time	Duration (minutes)	IPP Curtailed	Estimated Curtailed MWH	Peak MW Curtailed	Reasons for Curtailment
11/27/2022 12:35	0:02	SSA3	0.02985	0.04400	Oversupply
11/27/2022 12:37	0:02	SSA3	0.02936	1.10800	Oversupply
11/27/2022 22:35	0:01	AWE	0.00167	0.10000	Oversupply
11/27/2022 22:41	0:01	AWE	0.00167	0.10000	Oversupply
11/27/2022 22:58	0:01	AWE	0.00167	0.10000	Oversupply
11/28/2022 18:08	0:01	AWE	0.00167	0.10000	Oversupply
11/29/2022 2:50	1:07	17-2	0.30710	0.28100	Oversupply
11/29/2022 2:50	1:07	KWP11	5.87984	16.96624	Oversupply
11/30/2022 8:37	0:04	17-2	0.01873	0.28100	Oversupply
11/30/2022 8:38	0:02	SSA3	-0.00040	1.15200	Oversupply
Total Estimated Curtailed MWh			1,854.564		

Notes:

- Curtailment for Kaheawa Wind Power ("KWP"), AAAAA Rent-A-Space Maui LTD ("5A"), Maui Solar, LLC (MS) fka Strategic Alliance Group ("SAG") fka Bioreal Solar, LLC ("BS"), Auwahi Wind Energy ("AWE"), Kaheawa Wind Power II ("KWPII") Bioreal Solar 250, LLC ("BS250"), Extra Spaces A ("ESA"), Extra Spaces B ("ESB"), SSA Solar of Hawaii 3 ("SSA3") fka South Maui Renewable Resources ("SMRR"), SSA Solar of HI 2 ("SSA2") fka Ku'ia Solar ("KS"), and Maui 17-2 ("17-2") may now be controlled by Maui Electric's Automatic Generation Control System ("AGC") or a Maui Electric operator-entered curtailment limit. The AGC curtailment control automatically calculates the amount of Maximum Allowable Variable Generation ("MAVG") that Maui Electric can accept into the Maui system, based on the system current available variable generation ("CAVG"), regulating reserve down requirement ("RRDR"), and available regulating reserve down ("ARRD"). Thus, the AGC MAVG - calculated is equal to CAVG less (RRDR less ARRD). Additionally, the AGC curtailment control allows the Maui Electric operator to enter an AGC MAVG value. The AGC curtailment control will employ the lesser of the AGC MAVG - calculated and AGC MAVG entered values in the control logic.
- Curtailment signals sent to 5A, MS (fka SAG fka BS), BS250, ESA, ESB, SSA3 (fka SMRR), SSA2 (fka KS) and 17-2 during nighttime hours only are not recorded as curtailment events because no energy generation is possible during that time.
- The curtailment reasons have been modified to oversupply, system constraints, and facility requested, to provide continuity with HPUC Docket No. 2013-0141 Decoupling for HECO companies metrics.
- Facility Requested curtailment includes but is not limited to conditions that are attributed to IPPs such as communication problems and curtailment control testing.
- The data to calculate the Estimated Curtailed MWH and Peak MW Curtailed is not provided by 5A, MS, BS 250, ESA, and ESB.
- The Estimated Curtailed MWH and Peak MW Curtailed are calculated with information estimated or provided by AWE, KWP, KWPII, SSA 2 (fka KS), SSA 3 (fka SMRR) and 17-2. Maui Electric does not make any representation as to its accuracy.
- ESA, and ESB facilities were offline for the month because of Seller equipment problems.
- Data to calculate curtailment was unavailable for 17-2 from 11/1 through 11/21.

Hawai'i Electric Light Company Curtailment Report November 2022

Start Date/Time	MW output prior to start of curtailment	End Date/Time	MW output after curtailment released ¹	IPP	Reason for Curtailment
11/04/22 07:11	3.1 MW	11/04/22 08:55	4.8 MW	Hawi Renewable Dev	System Constraint
11/05/22 08:55	19.1 MW	11/05/22 14:50	18.8 MW	Pakini Nui	Facility Requested
11/19/22 08:16	19.0 MW	11/20/22 06:52	15.9 MW	Pakini Nui	Facility Requested
11/20/22 10:31	19.1 MW	11/22/22 06:34	16.4 MW	Pakini Nui	Facility Requested
11/25/22 01:10	11.4 MW	11/25/22 04:08	6.7 MW	Pakini Nui	Oversupply

¹ The MW output values are taken soon after curtailment is released by Hawai'i Electric Light and may not reflect their full output depending on ramp rate for the facility. The wind farms generally return immediately to full available levels, whereas PGV, Wailuku, and FIT Facilities may take longer to return to scheduled or full available output levels.

SERVICE LIST
(Docket No. 2011-0206)

DEAN NISHINA
EXECUTIVE DIRECTOR
DEPARTMENT OF COMMERCE AND CONSUMER AFFAIRS
DIVISION OF CONSUMER ADVOCACY
P.O. Box 541
Honolulu, HI 96809

1 Copy
Electronically Transmitted

GREGG J. KINKLEY, ESQ.
DEPARTMENT OF THE ATTORNEY GENERAL
425 Queen Street
Honolulu, Hawaii 96813
Counsel for DBEDT

1 Copy
Electronically Transmitted

DANIEL W.S. LAWRENCE, ESQ.
DEPARTMENT OF THE CORPORATION COUNSEL
CITY AND COUNTY OF HONOLULU
530 S. King Street, Room 110
Honolulu, HI 96813
Counsel for the CITY AND COUNTY OF HONOLULU

1 Copy
Electronically Transmitted

JOSEPH K. KAMELAMELA
ANGELIC M. HO
DEPARTMENT OF THE CORPORATION COUNSEL
COUNTY OF HAWAII
101 Aupuni Street, Suite 325
Hilo, HI 96720
Counsel for the COUNTY OF HAWAII

1 Copy
Electronically Transmitted

HENRY Q CURTIS
VICE PRESIDENT FOR CONSUMER ISSUES
LIFE OF THE LAND
P.O. Box 37158
Honolulu, HI 96837-0158

1 Copy
Electronically Transmitted

MELISSA MIYASHIRO (9360)
CHIEF OF STAFF
BLUE PLANET FOUNDATION
55 Merchant Street, 17th Floor
Honolulu, HI 96813

1 Copy
Electronically Transmitted

SERVICE LIST
(Docket No. 2011-0206)

ISAAC MORIWAKE, ESQ.
DAVID HENKIN, ESQ.
EARTHJUSTICE
850 Richards Street, Suite 400
Honolulu, HI 96813-4501
Counsel for HAWAII SOLAR ENERGY ASSOCIATION

1 Copy
Electronically Transmitted

RICK REED
DIRECTOR
HAWAII SOLAR ENERGY ASSOCIATION
761 Ahua Street
Honolulu, HI 96819

1 Copy
Electronically Transmitted

KENT D. MORIHARA, ESQ.
KRIS N. NAKAGAWA, ESQ.
LAUREN M. IMADA-LEE, ESQ.
TANYA M. FERNANDES, ESQ.
MoriHara Lau & Fong LLP
841 Bishop Street, Suite 400
Honolulu, Hawaii 96813
Counsel for KAUAI ISLAND UTILITY COOPERATIVE

1 Copy
Electronically Transmitted

ERIK W. KVAM
CHIEF EXECUTIVE OFFICER
ZERO EMISSIONS LEASING LLC
4188-4 Keanu Street
Honolulu, HI 96816

1 Copy
Electronically Transmitted

SANDRA-ANN Y.H. WONG, ESQ.
ATTORNEY AT LAW, A LAW CORPORATION
1050 Bishop Street, #514
Honolulu, HI 96813
Counsel for TAWHIRI POWER LLC

1 Copy
Electronically Transmitted

RILEY SAITO
73-1294 Awakea Street
Kailua-Kona, HI 96740
For SOLAR ENERGY INDUSTRIES ASSOCIATION

1 Copy
Electronically Transmitted

DEAN T. YAMAMOTO, ESQ.
YAMAMOTO & SETTLE
1100 Alakea Street, Suite 3100
Honolulu, HI 96813
Counsel for CASTLE & COOKE HOMES HAWAII, INC.,
CASTLE & COOKE RESORTS, LLC and
LANAI SUSTAINABILITY RESEARCH, LLC

1 Copy
Electronically Transmitted

SERVICE LIST
(Docket No. 2011-0206)

MICHAEL J. HOPPER, ESQ. DEPUTY CORPORATION COUNSEL DEPARTMENT OF THE CORPORATION COUNSEL COUNTY OF MAUI 200 S. High Street Wailuku, HI 96793 Counsel for the COUNTY OF MAUI	1 Copy Electronically Transmitted
CURTIS SEYMOUR SENIOR MANAGER, GOVERNMENT AFFAIRS SUN EDISON LLC 600 Clipper Drive Belmont, CA 94002	1 Copy Electronically Transmitted
MONA W. CLARK, ESQ. OFFICE OF THE COUNTY ATTORNEY COUNTY OF KAUAI 4444 Rice Street, Suite 200 Lihue, HI 96766-1300	1 Copy Electronically Transmitted
BRADLEY ALBERT PRESIDENT HAWAII PV COALITION P.O. Box 81501 Haiku, HI 96708	1 Copy Electronically Transmitted
HILTON H. UNEMORI ECM, INC. 130 N. Market Street Wailuku, HI 96793-1716 For SOUTH MAUI RENEWABLE RESOURCES, LLC	1 Copy Electronically Transmitted
SKY STANFIELD SHUTE, MIHALY & WEINBERGER LLP 396 Hayes Street San Francisco, CA 94102 For the INTERSTATE RENEWABLE ENERGY COUNCIL	1 Copy Electronically Transmitted
PETE COOPER SOLARCITY CORPORATION REGIONAL DIRECTOR, HAWAII 599 Kahelu Street Mililani, HI 96789	1 Copy Electronically Transmitted

SERVICE LIST
(Docket No. 2011-0206)

ALISON SILVERSTEIN
19213 Luedtke Lane
Pflugerville, TX 78660

1 Copy
Electronically Transmitted

BRENDAN KIRBY
12011 SW Pineapple Court
Palm City, FL 34990

1 Copy
Electronically Transmitted

Chun, Marisa

From: puc@hawaii.gov
Sent: Thursday, December 22, 2022 8:25 AM
To: Chun, Marisa
Subject: Hawaii PUC eFiling Confirmation of Filing

[This email is coming from an EXTERNAL source. Please use caution when opening attachments or links in suspicious email.]

Your eFile document has been filed with the Hawaii Public Utilities commission on 2022 Dec 22 AM 08:20. The mere fact of filing shall not waive any failure to comply with Hawaii Administrative Rules Chapter 6-61, Rules of Practice and Procedure Before the Public Utilities Commission, or any other application requirements. Your confirmation number is MARI22082024131. If you have received this email in error please notify the Hawaii Public Utilities Commission by phone at 808 586-2020 or email at hawaii.puc@hawaii.gov.