



November 22, 2022

The Honorable Chair and Members
of the Hawai'i Public Utilities Commission
Kekuanao'a Building, First Floor
465 South King Street
Honolulu, Hawai'i 96813

Dear Commissioners:

Subject: Docket No. 2011-0206
Reliability Standards Working Group
Monthly Report

In accordance with Ordering Paragraph 3 of Order No. 30371, filed May 4, 2012 in the subject proceeding, enclosed as Exhibit A is Hawaiian Electric's¹ monthly report for October 2022 on: (1) system frequency control performance during month; (2) significant system events during month; and (3) curtailment of non-dispatchable renewable resources.

Any party to this proceeding may obtain an electronic copy of this report by emailing Marisa Chun at marisa.chun@hawaiianelectric.com.

Sincerely,

/s/ Andrew Nojiri

for Kevin M. Katsura
Director, Regulatory Non-Rate Proceedings

Enclosures

c: Service List

¹ Hawaiian Electric Company, Inc., Maui Electric Company, Limited, and Hawai'i Electric Light Company, Inc. are each doing business as "Hawaiian Electric" and have jointly registered "Hawaiian Electric" as a trade name with the State of Hawai'i Department of Commerce and Consumer Affairs, as evidenced by Certificate of Registration No. 4235929, dated December 20, 2019.

The Commission's Order No. 30371 (Docket No 2011-0206 – Relating To Various Matters in RSWG Process), filed May 4, 2012, ordered the following information for each island grid:

- (1) System frequency control performance during month:
 - a) Frequency duration plot based on the highest resolution SCADA data available for the month detailing how many seconds each power system operated at frequencies above 60 hertz and at frequencies below 60 Hz.
 - b) Tabulation of the number, magnitude and duration of frequency excursions (high and low) outside normal frequency control range (59.95 to 60.05 Hz).

The following provides information with respect to items 1a) through 1b) – (all statements are current as of the month ending October 31, 2022):

1a) Frequency duration plot based on the highest resolution SCADA data available for the month detailing how many seconds each power system operated at frequencies above 60 hertz and at frequencies below 60 Hz:

The frequency duration plots for Hawaiian Electric Company, Inc., Maui Electric Company, Limited (Maui Division) and Hawai'i Electric Light Company, Inc. based on two-second data are provided in Attachment 1, and the enclosed Excel files. Refer to the electronic files for the individual data points because the information is voluminous and does not translate well to a hard copy.

1b) Tabulation of the number, magnitude and duration of frequency excursions (high and low) outside normal frequency control range (59.95 to 60.05 Hz):

Tabulation of the number, magnitude and duration of frequency excursions outside of the frequency range of 59.95 Hz to 60.05 Hz for Hawaiian Electric Company, Inc., Maui Electric Company, Limited (Maui Division) and Hawai'i Electric Light Company, Inc are provided in Attachment 2, and the enclosed Excel files. Refer to the electronic files for the individual data points because the information is voluminous and does not translate well to a hard copy.

- (2) Significant system events during month:
 - a) Tabulation of contingency reserve activations including date and time, MW magnitude, duration, and triggering event.
 - b) Tabulation of under frequency load shed activations including date and time, triggering frequency, MW magnitude, duration, and triggering event.
 - c) Tabulation of demand response activations for system events, including date and time, MW magnitude, duration, and triggering event, (excluding demand response utilization for unit commitment deferral or system operations economics.)

The following provides information with respect to items 2a) through 2c) – (all statements are current as of the month ending October 31, 2022):

2a) Tabulation of contingency reserve activations including date and time, MW magnitude, duration, and triggering event:

Hawaiian Electric Company, Inc.'s contingency reserve activations are provided in Attachment 3. Maui Electric Company, Limited and Hawai'i Electric Light Company, Inc. do not operate with contingency reserve requirements.

2b) Tabulation of under frequency load shed activations including date and time, triggering frequency, MW magnitude, duration, and triggering event:

Hawai'i Electric Light Company, Inc. and Maui Electric Company, Limited's under frequency load shed activations are provided in Attachment 4. Hawaiian Electric Company, Inc. did not have any under frequency load shed activations for the month of October.

2c) Tabulation of demand response activations for system events, including date and time, MW magnitude, duration, and triggering event, (excluding demand response utilization for unit commitment deferral or system operations economics.)

Hawaiian Electric Company, Inc.'s demand response activations for system events are provided in Attachment 5. Hawai'i Electric Light Company, Inc. currently does not have a demand response program. Maui Electric Company, Limited has implemented the Fast Demand Response pilot program on a limited basis. Hawai'i Electric Light Company, Inc. plans to use the findings of Maui Electric Company, Limited's pilot program to help in the evaluation and development of future demand response programs. Maui Electric Company, Limited executes a weekly testing protocol which measures customer participation. This program is not currently used in response to actual system events.

- (3) Curtailment of non-dispatchable renewable resources:
- (a) Tabulation of each curtailment event for each resource including the starting date and time, duration, megawatt hours curtailed, peak MW curtailed, and reason for curtailment.
 - (b) Total MWh of non-dispatchable renewable resources curtailed for the month.

The following provides information with respect to items 3a) through 3b) – (all statements are current as of the month ending October 31, 2022):

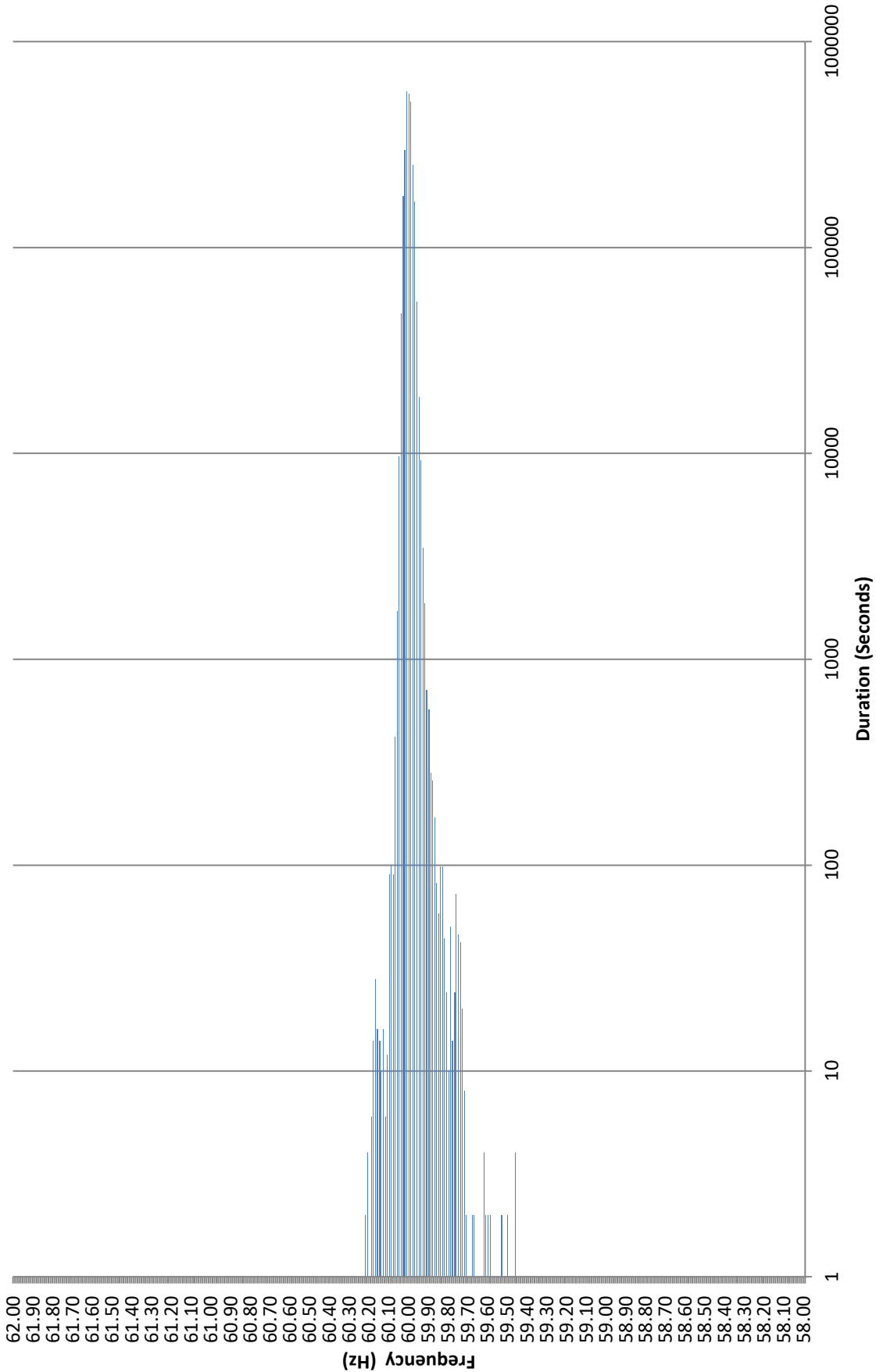
3a) Tabulation of each curtailment event for each resource including the starting date and time, duration, megawatt hours curtailed, peak MW curtailed, and reason for curtailment:

The tabulation of each curtailment event for each resource is provided in Attachment 6.

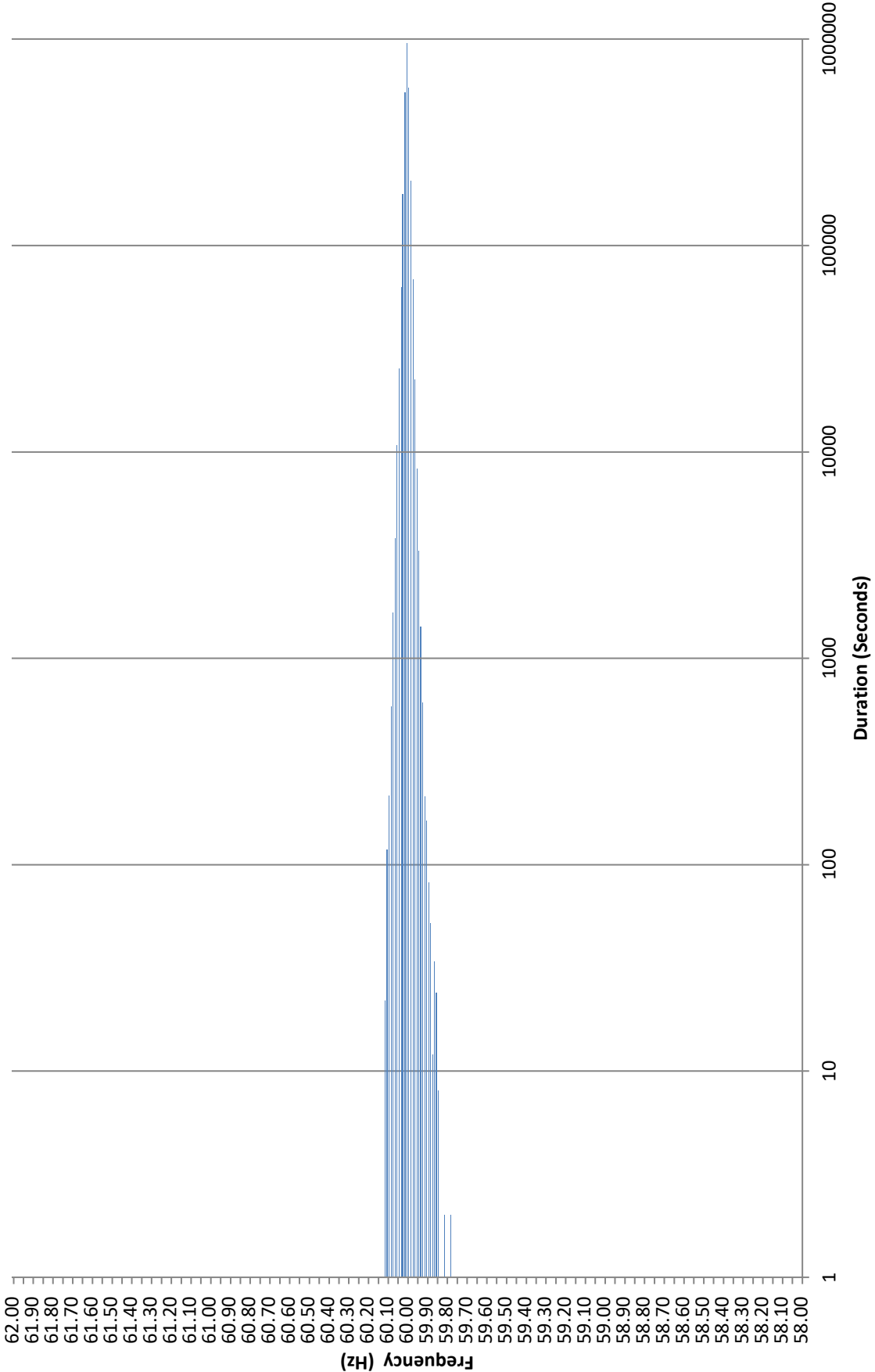
3b) Total MWh of non-dispatchable renewable resources curtailed for the month:

Curtailed MWh from non-dispatchable resources are difficult to determine due to the variability of the resource during curtailment periods. In some cases, the curtailed MWh estimates were provided by the IPPs under curtailment. The Company does not make any representations as to the accuracy of the curtailed MWh. The estimated MWh of non-dispatchable resources curtailed for the month are provided in Attachment 6, corresponding to each curtailment event.

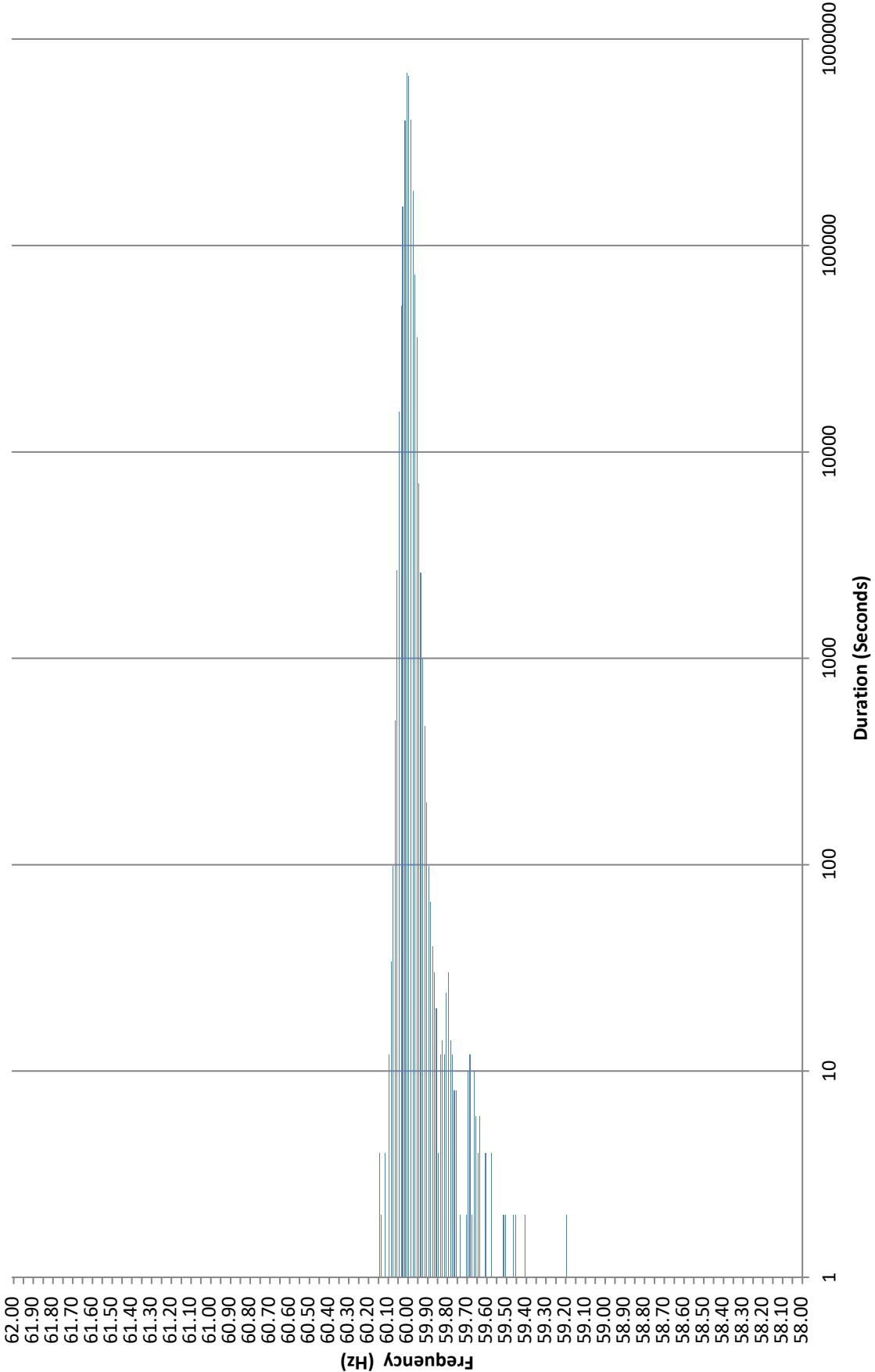
**Frequency Distribution Plot - Hawaiian Electric Company, Inc.
October 2022**



**Frequency Distribution Plot - Maui Electric Company, Limited
October 2022**



**Frequency Distribution Plot - Hawai'i Electric Light Company, Inc.
October 2022**



Hawaiian Electric Company, Inc. Frequency Excursion Statistics October 2022		
Data Rounded to the nearest	<59.95 Hz	>60.05 Hz
Number of Excursions	2219	667
Maximum Duration (sec)	602	352
Maximum Deviation (Hz)	59.46	60.216
Total Duration of Excursions (sec)	23592	4528

Maui Electric Company, Limited Frequency Excursion Statistics October 2022		
	<59.95 Hz	>60.05 Hz
Number of Excursions	1775	1529
Maximum Duration (sec)	134	518
Maximum Deviation (Hz)	59.782	60.107
Total Duration of Excursions (sec)	9052	10342

Hawai'i Electric Light Company, Inc. Frequency Excursion Statistics October 2022		
	<59.95 Hz	>60.05 Hz
Number of Excursions	5503	366
Maximum Duration (sec)	94	50
Maximum Deviation (Hz)	59.193	60.136
Total Duration of Excursions (sec)	29766	1406

MAUI ELECTRIC COMPANY, LIMITED
UNDERFREQUENCY LOADSHEDDING EVENTS
October 2022

Event #	IR #	Island	Date & Time	Frequency (Hz)			Load Shed (MW)	Duration (HH:MM)	Description
				Prior to Event	Nadir	Levels UFLS Occurred			
1	516	MOLOKAI	10/6/22 12:09PM	60.00	56.44	56.44	1977	02:32	Palaau Sub 81 circuit breakers 106B and 110B relayed open as part of the UFLS when Generator No. 7 tripped offline.
2	546	MOLOKAI	10/23/22 2:54PM	60.00	56.13	56.13	660	06:58	Palaau Sub 81 circuit breaker relayed open as part of the UFLS, due to a fault that occurred when a tree fell and brought down primary conductors at pole E2-283, Ualapue Rd.

Hawaiian Electric Company, Inc. Curtailment Report October 2022

Start Date/Time	Curtailment Set Point	MW output prior to start of curtailment	End Date/Time	MW output after curtailment released	Estimated MWh of curtailed energy during event (1)	IPP/Facility	Reason for Curtailment
10/04/22 05:57	0.0	0.00	10/04/22 19:33	0	*	Waianae	System Constraints
10/04/22 06:03	0.0	0.00	10/04/22 06:14	0	*	Aloha1	System Constraints
10/04/22 18:17	0.0	0.00	10/04/22 19:33	0	*	Aloha1	System Constraints
10/05/22 06:13	0.0	0.00	10/05/22 12:32	0	*	Waianae	System Constraints
10/05/22 06:16	0.0	0.00	10/05/22 07:50	0	*	WAIH N	System Constraints
10/05/22 07:15	0.0	0.00	10/05/22 07:52	0	*	WAIH S	System Constraints
10/05/22 11:43	0.0	0.00	10/05/22 12:34	0	*	Aloha1	System Constraints
10/05/22 16:47	0.0	6.00	10/05/22 17:28	0	*	KWMauka	System Constraints
10/05/22 16:49	0.0	1.40	10/05/22 17:27	0	*	WAIH N	System Constraints
10/05/22 16:49	0.0	13.90	10/05/22 17:28	0	*	KSMauka	System Constraints
10/05/22 16:50	0.0	0.60	10/05/22 17:28	0	*	WAIH S	System Constraints
10/05/22 19:16	0.0	0.00	10/06/22 20:40	0	*	KSMauka	System Constraints
10/06/22 06:29	0.0	0.00	10/06/22 21:15	0	*	KLS2	System Constraints
10/06/22 06:30	0.0	0.00	10/06/22 21:23	0	*	Aloha1	System Constraints
10/06/22 06:32	0.0	0.00	10/06/22 21:01	0	*	Waianae	System Constraints
10/06/22 07:09	0.0	0.50	10/06/22 08:44	0	*	WAIH N	System Constraints
10/06/22 07:11	0.0	0.10	10/06/22 08:45	0	*	WAIH S	System Constraints
10/06/22 19:16	0.0	1.60	10/06/22 20:41	0	*	KWMauka	System Constraints
10/06/22 19:19	0.0	0.00	10/06/22 20:39	0	*	WAIH N	System Constraints
10/06/22 19:20	0.0	0.00	10/06/22 20:40	0	*	WAIH S	System Constraints
10/07/22 06:46	0.0	0.00	10/07/22 08:27	0	*	WAIH N	System Constraints
10/07/22 06:46	0.0	0.00	10/07/22 08:28	0	*	WAIH S	System Constraints
10/07/22 18:01	0.0	0.00	10/07/22 18:09	0	0.02	WestL	System Constraints
10/07/22 18:00	0.0	0.00	10/07/22 18:09	0	*	KREP	System Constraints
10/07/22 18:21	0.0	0.00	10/07/22 19:44	0	*	KWMauka	System Constraints
10/07/22 18:22	0.0	0.00	10/07/22 19:40	0	*	KSMakai	System Constraints
10/07/22 18:26	0.0	0.00	10/07/22 19:37	0	*	WAIH N	System Constraints
10/07/22 18:27	0.0	0.00	10/07/22 19:37	0	*	WAIH S	System Constraints
10/09/22 12:22	0.0	25.40	10/09/22 14:55	0	*	KSMauka	Oversupply
10/09/22 12:22	0.0	15.60	10/09/22 14:55	0	*	KSMakai	Oversupply
10/13/22 06:34	0.0	0.00	10/13/22 06:38	0	*	WAIH N	System Constraints
10/13/22 06:35	0.0	0.00	10/13/22 06:39	0	*	WAIH S	System Constraints
10/13/22 15:47	0.0	1.20	10/13/22 17:05	0	*	KWMauka	System Constraints
10/13/22 15:49	0.0	3.50	10/13/22 17:05	0	*	KSMauka	System Constraints
10/13/22 16:56	0.0	0.50	10/13/22 17:03	0	*	WAIH N	System Constraints
10/13/22 16:56	0.0	0.20	10/13/22 17:04	0	*	WAIH S	System Constraints
10/18/22 06:44	0.0	0.30	10/18/22 15:11	0	*	NPM	System Constraints
10/19/22 06:52	0.0	0.30	10/19/22 08:27	0	*	NPM	System Constraints
10/19/22 15:03	0.0	11.20	10/19/22 15:43	0	*	NPM	System Constraints
10/21/22 14:01	0.0	3.00	10/21/22 14:24	0	*	KREP	System Constraints
10/21/22 14:01	0.0	4.40	10/23/22 13:43	0	*	Aloha2	System Constraints
10/21/22 14:04	0.0	18.40	10/21/22 14:24	0	4.55	WestL	System Constraints
10/23/22 12:38	0.0	0.00	10/23/22 14:44	0	*	KSMauka	Oversupply
10/23/22 12:38	0.0	17.00	10/23/22 14:36	0	*	KSMakai	Oversupply
10/23/22 13:47	0.0	1.20	10/23/22 16:12	0	*	KREP	Facility Requested
10/24/22 05:36	0.0	0.00	10/24/22 11:56	0	*	KWMakai	System Constraints
10/24/22 05:37	0.0	0.00	10/24/22 11:57	0	*	KSMakai	System Constraints
10/24/22 05:51	0.0	0.00	10/24/22 12:00	0	*	MFO	System Constraints
10/24/22 11:40	0.0	15.60	10/24/22 11:56	0	*	KWMauka	System Constraints
10/24/22 11:43	0.0	13.60	10/24/22 11:57	0	*	KSMauka	System Constraints
10/24/22 12:02	5.0	11.50	10/24/22 12:14	5	*	Kahuku WF	System Constraints
10/24/22 14:53	0.0	5.00	10/24/22 16:15	0	*	Kahuku WF	System Constraints
10/25/22 04:44	0.0	0.00	10/25/22 05:51	0	*	KREP	System Constraints
10/25/22 04:46	0.0	0.00	10/25/22 05:51	0	0.00	WestL	System Constraints
10/25/22 05:48	0.0	0.00	10/25/22 16:49	0	*	Aloha2	System Constraints
10/25/22 14:31	0.0	0.70	10/25/22 14:45	0	*	KREP	System Constraints
10/25/22 14:31	0.0	7.00	10/25/22 14:44	0	3.07	WestL	System Constraints
10/28/22 06:33	0.0	0.00	10/28/22 18:30	0	126.00	WestL	System Constraints
10/28/22 18:20	0.0	0.00	10/28/22 18:29	0	*	KREP	System Constraints
10/29/22 13:48	0.0	21.40	10/29/22 14:29	0	*	KSMauka	Oversupply

Hawaiian Electric Company, Inc. Curtailment Report October 2022

Start Date/Time	Curtailment Set Point	MW output prior to start of curtailment	End Date/Time	MW output after curtailment released	Estimated MWh of curtailed energy during event (1)	IPP/Facility	Reason for Curtailment
10/29/22 13:49	0.0	17.30	10/29/22 14:29	0	*	KSMakai	Oversupply
10/31/22 05:59	0.0	0.00	10/31/22 08:12	0	*	WAIH N	System Constraints
10/31/22 06:00	0.0	0.00	10/31/22 08:13	0	*	WAIH S	System Constraints
10/31/22 06:18	0.0	12.40	10/31/22 16:08	0	*	NPM	System Constraints
10/31/22 14:47	0.0	33.00	10/31/22 19:40	0	*	KWMauka	System Constraints
10/31/22 14:49	0.0	20.60	10/31/22 19:44	0	*	KSMauka	System Constraints
10/31/22 16:55	0.0	0.30	10/31/22 19:42	0	*	WAIH N	System Constraints
10/31/22 16:55	0.0	0.80	10/31/22 19:43	0	*	WAIH S	System Constraints

Aloha1 = Aloha Solar Energy Fund I

Aloha2 = Aloha Solar Energy Fund II

KLS2 = Kalaeloa Solar Two

KREP = Kalaeloa Renewable Energy Partners

Kahuku WF = Kahuku Wind Power

Lani = Lanikuhana Solar

MFO = Mauka FIT One Solar

NPM = Na Pua Makani Power Partners

KSMakai = Kawaiiloa Solar Makai

KSMauka = Kawaiiloa Solar Mauka

KWMakai = Kawaiiloa Wind Makai

KWMauka = Kawaiiloa Wind Mauka

WAIH N = Waihonu North

WAIH S = Waihonu South

Waianaes = EE Waianaes Solar Project

Waipio PV = Waipio PV

WestL = West Loch PV

(1) The estimated MWh of energy curtailed during the event is supplied by IPP, and HECO does not make any representations as to its accuracy.

* Data has not been provided by IPP.



Maui Curtailment Report

October 2022

Start Date and Time	Duration (minutes)	IPP Curtailed	Estimated Curtailed MWH	Peak MW Curtailed	Reasons for Curtailment
10/1/2022 10:13	0:02	17-2	0.01029	0.56000	Oversupply
10/1/2022 12:43	0:02	17-2	0.01314	0.75000	Oversupply
10/1/2022 12:47	0:21	17-2	0.23777	0.75000	Oversupply
10/1/2022 12:47	0:02	SSA2	0.04305	2.26000	Oversupply
10/1/2022 12:49	0:02	SSA2	0.04340	1.63000	Oversupply
10/1/2022 12:50	0:02	SSA3	0.04343	0.76300	Oversupply
10/1/2022 12:51	0:02	SSA2	0.04340	1.21600	Oversupply
10/1/2022 12:52	0:02	SSA3	0.04451	0.73000	Oversupply
10/1/2022 12:53	0:02	SSA2	0.04340	1.39300	Oversupply
10/1/2022 12:54	0:04	BS250	Data is not available	Data is not available	Oversupply
10/1/2022 12:54	0:02	SSA3	0.04451	0.01400	Oversupply
10/1/2022 12:55	0:02	SSA2	0.04340	0.02700	Oversupply
10/1/2022 12:56	0:01	AWE	0.01338	14.80000	Oversupply
10/1/2022 12:56	0:02	SSA3	0.04379	-0.00400	Oversupply
10/1/2022 12:57	0:04	SSA2	0.08465	0.00700	Oversupply
10/1/2022 12:58	0:02	SSA3	0.04055	-0.00400	Oversupply
10/1/2022 13:00	0:02	SSA3	0.01296	0.06500	Oversupply
10/1/2022 13:02	0:02	SSA3	0.01307	0.54000	Oversupply
10/1/2022 13:03	0:02	SSA2	-0.00172	0.65500	Oversupply
10/1/2022 13:04	0:02	SSA3	0.01307	0.81600	Oversupply
10/1/2022 13:05	0:02	SSA2	-0.00172	1.12200	Oversupply
10/1/2022 13:06	0:02	SSA3	0.01307	0.78200	Oversupply
10/1/2022 13:15	0:02	17-2	0.01706	0.75000	Oversupply
10/1/2022 13:20	0:01	17-2	0.01250	0.75000	Oversupply
10/1/2022 13:22	0:02	SSA3	0.02600	0.97700	Oversupply
10/1/2022 13:23	0:12	17-2	0.15000	0.75000	Oversupply
10/1/2022 13:23	0:02	SSA2	0.03589	2.14800	Oversupply
10/1/2022 13:24	0:02	SSA3	0.02643	1.31300	Oversupply
10/1/2022 13:25	0:02	SSA2	0.03619	0.77200	Oversupply
10/1/2022 13:26	0:04	SSA3	0.05341	0.01000	Oversupply
10/1/2022 13:27	0:01	KWPPI	0.00189	0.36625	Oversupply
10/1/2022 13:27	0:02	SSA2	0.03619	0.22500	Oversupply
10/1/2022 13:28	0:03	BS250	Data is not available	Data is not available	Oversupply
10/1/2022 13:29	0:02	AWE	0.02931	13.90000	Oversupply
10/1/2022 13:29	0:02	KWPPI	0.01643	0.69458	Oversupply
10/1/2022 13:29	0:02	SSA2	0.03410	0.00800	Oversupply
10/1/2022 13:30	0:02	SSA3	0.02683	-0.00400	Oversupply
10/1/2022 13:31	0:02	SSA2	0.00640	1.11000	Oversupply
10/1/2022 13:39	0:03	17-2	0.01918	0.75000	Oversupply
10/1/2022 13:46	0:01	17-2	0.00769	0.65000	Oversupply
10/2/2022 5:36	0:01	KWPPI	0.00037	0.02196	Oversupply
10/2/2022 7:25	0:01	AWE	0.00333	0.20000	Oversupply
10/2/2022 8:12	0:01	AWE	0.00167	0.10000	Oversupply
10/3/2022 0:27	0:01	KWPPI	0.00399	18.73561	Oversupply
10/3/2022 0:30	0:03	KWPPI	0.00862	18.30649	Oversupply
10/3/2022 12:41	0:02	SSA2	-0.00656	2.37700	Oversupply
10/3/2022 12:42	0:03	17-2	0.02632	0.75000	Oversupply
10/3/2022 12:42	0:02	SSA3	0.02363	1.99400	Oversupply
10/4/2022 2:39	0:45	KWPPI	2.62623	20.29542	Oversupply
10/4/2022 3:28	0:10	KWPPI	0.22187	19.28149	Oversupply
10/4/2022 3:39	0:01	KWPPI	0.00763	18.68971	Oversupply
10/4/2022 3:41	0:22	KWPPI	0.30993	20.57085	Oversupply
10/4/2022 7:54	0:07	17-2	0.01596	0.17600	Oversupply
10/4/2022 7:54	0:02	SSA3	0.01072	0.69000	Oversupply
10/4/2022 7:54	0:02	SSA2	0.00585	0.55700	Oversupply
10/4/2022 7:56	0:02	SSA3	0.01063	0.69400	Oversupply
10/4/2022 7:58	0:02	SSA3	0.01183	0.69100	Oversupply
10/4/2022 7:58	0:02	SSA2	0.01180	0.00800	Oversupply
10/4/2022 7:59	0:01	BS250	Data is not available	Data is not available	Oversupply
10/4/2022 8:00	0:02	SSA3	0.03138	0.27500	Oversupply
10/4/2022 8:02	1:21	17-2	0.36328	0.70600	Oversupply
10/4/2022 8:02	0:02	SSA3	0.03138	0.47300	Oversupply
10/4/2022 8:03	0:49	BS250	Data is not available	Data is not available	Oversupply
10/4/2022 8:03	0:48	SSA2	0.66087	0.00500	Oversupply
10/4/2022 8:04	0:48	KWPPI	2.72736	20.56686	Oversupply
10/4/2022 8:04	0:48	SSA3	0.95208	-0.00300	Oversupply
10/4/2022 8:51	0:02	SSA2	0.03372	0.33400	Oversupply
10/4/2022 8:52	0:02	SSA3	0.04544	0.44500	Oversupply
10/4/2022 8:53	0:02	SSA2	0.03344	0.68700	Oversupply
10/4/2022 8:54	0:03	BS250	Data is not available	Data is not available	Oversupply
10/4/2022 8:54	0:04	SSA3	0.09203	0.03600	Oversupply
10/4/2022 8:55	0:03	KWPPI	0.05369	17.37839	Oversupply
10/4/2022 8:55	0:02	SSA2	0.03372	0.12900	Oversupply



Maui Curtailment Report

October 2022

Start Date and Time	Duration (minutes)	IPP Curtailed	Estimated Curtailed MWH	Peak MW Curtailed	Reasons for Curtailment
10/4/2022 8:57	0:02	SSA2	0.03372	0.17000	Oversupply
10/4/2022 8:58	0:02	SSA3	0.04620	-0.00400	Oversupply
10/4/2022 8:59	0:01	BS250	Data is not available	Data is not available	Oversupply
10/4/2022 8:59	0:02	SSA2	0.03253	0.15200	Oversupply
10/4/2022 9:00	0:02	SSA3	0.02369	0.07700	Oversupply
10/4/2022 9:01	0:01	BS250	Data is not available	Data is not available	Oversupply
10/4/2022 9:01	0:02	SSA2	0.04182	0.04600	Oversupply
10/4/2022 9:02	0:02	SSA3	0.02349	0.08700	Oversupply
10/4/2022 9:03	0:02	SSA2	0.04217	0.54000	Oversupply
10/4/2022 9:04	0:02	SSA3	0.02369	0.46000	Oversupply
10/4/2022 9:05	0:02	SSA2	0.04217	0.66400	Oversupply
10/4/2022 9:06	0:16	BS250	Data is not available	Data is not available	Oversupply
10/4/2022 9:06	0:16	SSA3	0.18081	-0.00300	Oversupply
10/4/2022 9:07	0:10	KWPPII	0.32676	17.17082	Oversupply
10/4/2022 9:07	0:14	SSA2	0.19274	0.01200	Oversupply
10/4/2022 9:18	0:04	KWPPII	0.05775	15.44336	Oversupply
10/4/2022 9:21	0:02	SSA2	0.00862	0.73400	Oversupply
10/4/2022 9:31	0:02	SSA3	0.01845	1.15200	Oversupply
10/4/2022 9:35	0:01	17-2	0.00325	0.74600	Oversupply
10/4/2022 9:40	0:04	17-2	0.01919	0.75000	Oversupply
10/4/2022 9:41	0:02	SSA3	0.01845	1.36900	Oversupply
10/4/2022 9:48	0:06	17-2	0.04626	0.75000	Oversupply
10/4/2022 9:49	0:02	SSA3	0.03270	1.60900	Oversupply
10/4/2022 9:49	0:02	SSA2	0.00811	0.52300	Oversupply
10/4/2022 9:51	0:02	SSA3	0.03243	1.61900	Oversupply
10/4/2022 9:55	1:39	17-2	1.06372	0.75000	Oversupply
10/4/2022 9:57	0:02	SSA3	0.03270	1.42100	Oversupply
10/4/2022 9:57	0:02	SSA2	0.00818	0.91600	Oversupply
10/4/2022 9:59	0:02	SSA3	0.03990	1.75000	Oversupply
10/4/2022 10:01	0:02	SSA3	0.04646	1.75500	Oversupply
10/4/2022 10:01	0:02	SSA2	0.02020	1.87300	Oversupply
10/4/2022 10:03	0:02	SSA3	0.04685	1.37300	Oversupply
10/4/2022 10:03	0:02	SSA2	0.02037	1.28500	Oversupply
10/4/2022 10:05	0:02	SSA3	0.04685	1.66800	Oversupply
10/4/2022 10:05	0:02	SSA2	0.02037	0.79300	Oversupply
10/4/2022 10:07	0:02	SSA3	0.04724	1.23400	Oversupply
10/4/2022 10:07	0:02	SSA2	0.02020	0.44400	Oversupply
10/4/2022 10:09	0:02	SSA3	0.04685	0.62200	Oversupply
10/4/2022 10:09	0:02	SSA2	0.02020	0.33900	Oversupply
10/4/2022 10:11	0:02	SSA3	0.04685	0.41900	Oversupply
10/4/2022 10:11	0:02	SSA2	0.02054	0.03200	Oversupply
10/4/2022 10:12	0:02	BS250	Data is not available	Data is not available	Oversupply
10/4/2022 10:13	0:12	SSA3	0.41019	0.28200	Oversupply
10/4/2022 10:13	0:12	SSA2	0.34774	0.22400	Oversupply
10/4/2022 10:15	0:10	BS250	Data is not available	Data is not available	Oversupply
10/4/2022 10:16	0:11	KWPPII	0.26845	15.31861	Oversupply
10/4/2022 10:25	0:02	SSA3	0.07152	-0.00400	Oversupply
10/4/2022 10:26	0:02	SSA2	0.06366	0.17700	Oversupply
10/4/2022 10:27	0:02	SSA3	0.07093	0.16300	Oversupply
10/4/2022 10:28	0:01	BS250	Data is not available	Data is not available	Oversupply
10/4/2022 10:28	0:02	SSA2	0.06303	0.13300	Oversupply
10/4/2022 10:29	0:02	SSA3	0.06242	0.59400	Oversupply
10/4/2022 10:30	0:02	SSA2	0.06847	0.36500	Oversupply
10/4/2022 10:31	0:02	SSA3	0.06714	1.67100	Oversupply
10/4/2022 10:32	0:02	SSA2	0.06847	1.43500	Oversupply
10/4/2022 10:33	0:02	SSA3	0.06714	1.66500	Oversupply
10/4/2022 10:34	0:02	SSA2	0.06847	1.14000	Oversupply
10/4/2022 10:35	0:30	BS250	Data is not available	Data is not available	Oversupply
10/4/2022 10:35	0:02	SSA3	0.06826	0.01900	Oversupply
10/4/2022 10:36	0:02	SSA2	0.06847	0.00800	Oversupply
10/4/2022 10:37	0:28	SSA3	1.06448	-0.00400	Oversupply
10/4/2022 10:38	0:26	SSA2	1.06026	0.00700	Oversupply
10/4/2022 10:39	0:26	KWPPII	1.30615	12.17605	Oversupply
10/4/2022 11:04	0:02	SSA2	0.07733	0.00200	Oversupply
10/4/2022 11:05	0:02	SSA3	0.07094	-0.00300	Oversupply
10/4/2022 11:06	0:02	SSA2	0.07669	0.33400	Oversupply
10/4/2022 11:07	0:02	SSA3	0.07035	0.57300	Oversupply
10/4/2022 11:08	0:02	SSA2	0.07733	0.04900	Oversupply
10/4/2022 11:09	0:02	SSA3	0.07035	1.28100	Oversupply
10/4/2022 11:10	0:02	SSA2	0.07733	0.84400	Oversupply
10/4/2022 11:11	0:02	SSA3	0.07152	0.99300	Oversupply
10/4/2022 11:12	0:02	SSA2	0.07797	1.22400	Oversupply
10/4/2022 11:13	0:02	SSA3	0.06845	0.59700	Oversupply



Maui Curtailment Report

October 2022

Start Date and Time	Duration (minutes)	IPP Curtailed	Estimated Curtailed MWH	Peak MW Curtailed	Reasons for Curtailment
10/4/2022 11:14	0:05	BS250	Data is not available	Data is not available	Oversupply
10/4/2022 11:14	0:04	SSA2	0.14145	0.02300	Oversupply
10/4/2022 11:15	0:02	SSA3	0.04661	-0.00400	Oversupply
10/4/2022 11:16	0:02	KWP11	0.03046	11.75591	Oversupply
10/4/2022 11:17	0:02	SSA3	0.04739	-0.00300	Oversupply
10/4/2022 11:18	0:02	SSA2	0.07022	0.20400	Oversupply
10/4/2022 11:19	0:02	SSA3	0.04700	-0.00300	Oversupply
10/4/2022 11:20	0:02	SSA2	0.06964	0.48500	Oversupply
10/4/2022 11:21	0:01	BS250	Data is not available	Data is not available	Oversupply
10/4/2022 11:21	0:02	SSA3	0.04739	0.45000	Oversupply
10/4/2022 11:22	0:02	SSA2	0.07022	0.18000	Oversupply
10/4/2022 11:24	0:02	SSA3	0.04700	0.35700	Oversupply
10/4/2022 11:24	0:02	SSA2	0.07022	0.73000	Oversupply
10/4/2022 11:26	0:02	SSA3	0.04739	0.71900	Oversupply
10/4/2022 11:26	0:02	SSA2	0.06964	1.69300	Oversupply
10/4/2022 11:28	0:02	SSA3	0.04646	1.40800	Oversupply
10/4/2022 11:28	0:02	SSA2	0.05672	1.26400	Oversupply
10/4/2022 11:30	0:02	SSA3	0.03508	1.97900	Oversupply
10/4/2022 11:30	0:02	SSA2	0.01311	1.50200	Oversupply
10/4/2022 11:32	0:02	SSA2	0.01397	2.79900	Oversupply
10/4/2022 11:35	0:06	17-2	0.05342	0.75000	Oversupply
10/4/2022 11:36	0:02	SSA3	0.03479	1.47600	Oversupply
10/4/2022 11:36	0:02	SSA2	0.01300	2.19300	Oversupply
10/4/2022 11:38	0:02	SSA3	0.03508	1.98200	Oversupply
10/4/2022 11:38	0:02	SSA2	0.01311	1.84300	Oversupply
10/4/2022 11:40	0:02	SSA3	0.03537	1.89700	Oversupply
10/4/2022 12:02	0:03	17-2	0.01328	0.47600	Oversupply
10/4/2022 12:02	0:02	SSA3	0.00962	1.45000	Oversupply
10/4/2022 12:02	0:02	SSA2	0.01051	1.77800	Oversupply
10/4/2022 12:06	0:01	17-2	0.00131	0.75000	Oversupply
10/4/2022 12:13	0:02	17-2	0.01715	0.69300	Oversupply
10/4/2022 13:29	0:02	SSA3	0.04861	1.64300	Oversupply
10/4/2022 13:29	0:02	SSA2	0.05181	2.74600	Oversupply
10/4/2022 13:30	0:30	17-2	0.04462	0.69300	Oversupply
10/4/2022 13:31	0:02	SSA3	0.06591	1.91200	Oversupply
10/4/2022 13:31	0:02	SSA2	0.06957	2.53900	Oversupply
10/4/2022 13:33	0:02	SSA3	0.06483	1.87100	Oversupply
10/4/2022 13:33	0:02	SSA2	0.06957	1.68300	Oversupply
10/4/2022 13:35	0:02	SSA3	0.06537	1.58000	Oversupply
10/4/2022 13:35	0:02	SSA2	0.06900	1.60000	Oversupply
10/4/2022 13:37	0:02	SSA3	0.06537	0.43200	Oversupply
10/4/2022 13:37	0:02	SSA2	0.06957	0.06900	Oversupply
10/4/2022 13:39	0:08	BS250	Data is not available	Data is not available	Oversupply
10/4/2022 13:39	0:08	KWP11	0.14771	17.37440	Oversupply
10/4/2022 13:39	0:08	SSA3	0.25367	-0.00500	Oversupply
10/4/2022 13:39	0:08	SSA2	0.25899	0.01100	Oversupply
10/4/2022 13:47	0:02	SSA3	0.05844	-0.00400	Oversupply
10/4/2022 13:47	0:02	SSA2	0.04940	0.05000	Oversupply
10/4/2022 13:48	0:03	BS250	Data is not available	Data is not available	Oversupply
10/4/2022 13:48	0:01	KWP11	0.00494	17.64185	Oversupply
10/4/2022 13:49	0:02	SSA3	0.05844	-0.00400	Oversupply
10/4/2022 13:49	0:04	SSA2	0.09962	0.00400	Oversupply
10/4/2022 13:50	0:02	KWP11	0.02764	17.67479	Oversupply
10/4/2022 13:51	0:02	SSA3	0.05892	0.41500	Oversupply
10/4/2022 13:53	0:02	SSA3	0.05844	0.89400	Oversupply
10/4/2022 13:53	0:02	SSA2	0.04940	0.93200	Oversupply
10/4/2022 13:55	0:02	SSA3	0.05844	1.33400	Oversupply
10/4/2022 13:55	0:02	SSA2	0.04981	1.52000	Oversupply
10/4/2022 13:57	0:02	SSA3	0.05892	1.71000	Oversupply
10/4/2022 14:01	0:01	17-2	0.00077	0.69300	Oversupply
10/4/2022 14:05	0:02	SSA2	-0.00375	1.23000	Oversupply
10/4/2022 14:06	0:02	17-2	0.00297	0.69300	Oversupply
10/4/2022 14:09	0:01	17-2	0.00149	0.69300	Oversupply
10/4/2022 14:16	0:01	17-2	0.00124	0.69300	Oversupply
10/4/2022 14:17	0:02	SSA3	0.02513	1.77100	Oversupply
10/4/2022 14:17	0:02	SSA2	-0.00199	1.59400	Oversupply
10/4/2022 14:18	0:02	17-2	0.01250	0.69300	Oversupply
10/4/2022 14:26	0:01	17-2	0.00468	0.69300	Oversupply
10/4/2022 14:46	0:16	17-2	0.17128	0.69300	Oversupply
10/4/2022 14:47	0:02	SSA3	0.02777	1.37100	Oversupply
10/4/2022 14:48	0:02	SSA2	0.04023	1.65300	Oversupply
10/4/2022 14:50	0:02	SSA3	0.02777	0.62900	Oversupply
10/4/2022 14:50	0:02	SSA2	0.03990	1.03700	Oversupply



Maui Curtailment Report

October 2022

Start Date and Time	Duration (minutes)	IPP Curtailed	Estimated Curtailed MWH	Peak MW Curtailed	Reasons for Curtailment
10/4/2022 14:52	0:02	SSA3	0.02755	0.56500	Oversupply
10/4/2022 14:52	0:02	SSA2	0.04023	1.32700	Oversupply
10/4/2022 14:54	0:02	SSA3	0.02755	0.85800	Oversupply
10/4/2022 14:54	0:02	SSA2	0.04056	1.85600	Oversupply
10/4/2022 14:56	0:02	SSA3	0.02732	0.59200	Oversupply
10/4/2022 14:56	0:02	SSA2	0.04023	0.75200	Oversupply
10/4/2022 14:57	0:04	BS250	Data is not available	Data is not available	Oversupply
10/4/2022 14:58	0:04	KWP11	0.02323	20.22855	Oversupply
10/4/2022 14:58	0:04	SSA3	0.05896	-0.00500	Oversupply
10/4/2022 14:58	0:04	SSA2	0.04324	0.00500	Oversupply
10/4/2022 15:06	0:02	17-2	0.01684	0.69300	Oversupply
10/4/2022 15:30	0:01	17-2	0.00134	0.69300	Oversupply
10/4/2022 15:32	0:01	17-2	0.00307	0.69300	Oversupply
10/10/2022 14:10	0:01	KWP11	0.00113	0.06786	Oversupply
10/12/2022 12:53	0:03	17-2	0.01246	0.51600	Oversupply
10/12/2022 12:57	0:03	17-2	0.03281	0.75000	Oversupply
10/12/2022 13:03	0:07	17-2	0.06057	0.75000	Oversupply
10/13/2022 12:00	0:01	17-2	0.00588	0.75000	Oversupply
10/13/2022 12:07	0:01	17-2	0.01133	0.75000	Oversupply
10/15/2022 9:13	0:02	SSA2	0.00558	0.65800	Oversupply
10/15/2022 9:15	0:02	SSA2	0.03165	0.18400	Oversupply
10/15/2022 9:17	0:02	SSA2	0.03165	0.13300	Oversupply
10/15/2022 9:19	0:02	SSA2	0.03139	0.03000	Oversupply
10/15/2022 9:21	0:02	SSA2	0.03165	0.48800	Oversupply
10/15/2022 9:21	0:02	SSA3	0.05128	0.66100	Oversupply
10/15/2022 9:23	0:02	BS250	Data is not available	Data is not available	Oversupply
10/15/2022 9:23	0:02	SSA2	0.03165	0.01900	Oversupply
10/15/2022 9:23	0:02	SSA3	0.05128	0.06400	Oversupply
10/15/2022 9:24	0:01	KWP11	0.00092	13.00236	Oversupply
10/15/2022 9:25	0:02	SSA2	0.03139	0.15300	Oversupply
10/15/2022 9:25	0:02	SSA3	0.05086	0.08600	Oversupply
10/15/2022 9:26	0:05	BS250	Data is not available	Data is not available	Oversupply
10/15/2022 9:27	0:02	KWP11	0.01298	11.91758	Oversupply
10/15/2022 9:27	0:04	SSA2	0.04546	0.01600	Oversupply
10/15/2022 9:27	0:04	SSA3	0.09539	-0.00300	Oversupply
10/15/2022 9:30	0:03	KWP11	0.01506	10.75896	Oversupply
10/15/2022 9:31	0:02	SSA2	0.03101	0.10100	Oversupply
10/15/2022 9:31	0:02	SSA3	0.04668	-0.00300	Oversupply
10/15/2022 9:32	0:02	BS250	Data is not available	Data is not available	Oversupply
10/15/2022 9:33	0:02	SSA2	0.03127	0.00700	Oversupply
10/15/2022 9:33	0:02	SSA3	0.04668	0.28400	Oversupply
10/15/2022 9:35	0:02	SSA2	0.03127	0.87800	Oversupply
10/15/2022 9:35	0:02	SSA3	0.04629	0.61400	Oversupply
10/15/2022 9:37	0:02	SSA2	0.03127	1.78900	Oversupply
10/15/2022 9:37	0:02	SSA3	0.04629	0.72600	Oversupply
10/15/2022 9:39	0:02	SSA2	0.03127	1.28000	Oversupply
10/15/2022 9:39	0:02	SSA3	0.04629	0.73300	Oversupply
10/15/2022 9:41	0:02	SSA2	0.03127	1.25600	Oversupply
10/15/2022 9:41	0:02	SSA3	0.04591	0.73200	Oversupply
10/15/2022 9:43	0:02	SSA2	0.02781	1.58500	Oversupply
10/15/2022 9:43	0:02	SSA3	0.04561	0.74200	Oversupply
10/15/2022 9:45	0:02	SSA2	0.01435	1.16100	Oversupply
10/15/2022 9:45	0:02	SSA3	0.04446	0.75000	Oversupply
10/15/2022 9:47	0:02	SSA2	0.01435	0.75100	Oversupply
10/15/2022 9:47	0:02	SSA3	0.04483	0.75500	Oversupply
10/15/2022 9:49	0:02	SSA2	0.01423	1.71200	Oversupply
10/15/2022 9:49	0:02	SSA3	0.04483	0.75900	Oversupply
10/15/2022 9:51	0:02	SSA2	0.01435	0.77400	Oversupply
10/15/2022 9:51	0:02	SSA3	0.04483	0.76800	Oversupply
10/15/2022 9:53	0:02	SSA2	0.01435	1.49400	Oversupply
10/15/2022 9:53	0:02	SSA3	0.04483	0.77500	Oversupply
10/15/2022 9:55	0:02	SSA2	0.01435	1.69500	Oversupply
10/15/2022 9:55	0:02	SSA3	0.04446	0.78600	Oversupply
10/15/2022 9:57	0:02	SSA2	0.01423	2.10900	Oversupply
10/15/2022 9:59	0:02	SSA2	-0.00059	1.96400	Oversupply
10/15/2022 10:01	0:02	SSA2	0.00159	1.27900	Oversupply
10/15/2022 10:03	0:02	SSA2	0.00157	2.17800	Oversupply
10/15/2022 10:31	0:02	SSA2	0.00221	2.60200	Oversupply
10/15/2022 10:33	0:02	SSA2	0.00221	2.64300	Oversupply
10/15/2022 10:33	0:02	SSA3	0.05229	0.89800	Oversupply
10/15/2022 10:35	0:02	SSA3	0.05186	0.88300	Oversupply
10/15/2022 10:37	0:02	SSA2	0.00221	1.47200	Oversupply
10/15/2022 10:37	0:02	SSA3	0.05143	0.87700	Oversupply



Maui Curtailment Report

October 2022

Start Date and Time	Duration (minutes)	IPP Curtailed	Estimated Curtailed MWH	Peak MW Curtailed	Reasons for Curtailment
10/15/2022 10:41	0:02	SSA2	0.00219	2.28600	Oversupply
10/15/2022 10:41	0:02	SSA3	0.05229	0.89100	Oversupply
10/15/2022 10:43	0:02	SSA2	0.01726	1.10900	Oversupply
10/15/2022 10:45	0:02	SSA3	0.05945	0.90000	Oversupply
10/15/2022 10:47	0:02	SSA2	0.02285	1.90400	Oversupply
10/15/2022 10:47	0:02	SSA3	0.05995	0.90000	Oversupply
10/15/2022 10:49	0:02	SSA2	0.02285	1.61800	Oversupply
10/15/2022 10:53	0:02	SSA2	0.02304	0.77300	Oversupply
10/15/2022 10:55	0:02	SSA2	0.02285	0.56900	Oversupply
10/15/2022 10:56	0:02	SSA3	0.05945	0.73300	Oversupply
10/15/2022 10:57	0:02	SSA2	0.02266	0.03000	Oversupply
10/15/2022 10:58	0:02	SSA3	0.06066	0.53400	Oversupply
10/15/2022 10:59	0:01	BS250	Data is not available	Data is not available	Oversupply
10/15/2022 10:59	0:02	SSA2	0.05020	0.03200	Oversupply
10/15/2022 11:00	0:01	KWPII	0.00359	12.31477	Oversupply
10/15/2022 11:00	0:02	SSA3	0.08350	0.01500	Oversupply
10/15/2022 11:01	0:02	SSA2	0.09292	0.74800	Oversupply
10/15/2022 11:02	0:02	SSA3	0.08419	0.69300	Oversupply
10/15/2022 11:03	1:29	SSA2	2.81646	0.01600	Oversupply
10/15/2022 11:04	1:27	BS250	Data is not available	Data is not available	Oversupply
10/15/2022 11:04	1:27	SSA3	3.86260	0.01400	Oversupply
10/15/2022 11:05	0:04	KWPII	0.05371	12.25190	Oversupply
10/15/2022 11:10	1:25	KWPII	3.72660	16.30859	Oversupply
10/15/2022 11:56	0:01	AWE	0.00333	0.20000	Oversupply
10/15/2022 12:01	0:01	AWE	0.00167	0.10000	Oversupply
10/15/2022 12:31	0:02	SSA3	0.05635	0.27700	Oversupply
10/15/2022 12:32	0:02	SSA2	0.05747	0.11100	Oversupply
10/15/2022 12:33	0:01	BS250	Data is not available	Data is not available	Oversupply
10/15/2022 12:33	0:02	SSA3	0.05588	0.00400	Oversupply
10/15/2022 12:34	0:09	17-2	0.10352	0.75000	Oversupply
10/15/2022 12:34	0:02	SSA2	0.05700	0.12000	Oversupply
10/15/2022 12:35	0:02	SSA3	0.05588	0.16400	Oversupply
10/15/2022 12:36	0:02	SSA2	0.05747	0.60100	Oversupply
10/15/2022 12:37	0:02	SSA3	0.05635	0.18100	Oversupply
10/15/2022 12:38	0:02	SSA2	0.05747	0.39300	Oversupply
10/15/2022 12:41	0:02	SSA3	0.05635	1.59800	Oversupply
10/15/2022 12:44	0:02	17-2	0.00405	0.75000	Oversupply
10/15/2022 12:46	0:02	SSA2	0.03272	0.74000	Oversupply
10/15/2022 12:47	1:40	17-2	1.08101	0.75000	Oversupply
10/15/2022 12:47	0:02	SSA3	0.07936	1.48300	Oversupply
10/15/2022 12:48	0:02	SSA2	0.03272	0.22100	Oversupply
10/15/2022 12:49	0:02	SSA3	0.07936	0.50500	Oversupply
10/15/2022 12:50	0:01	BS250	Data is not available	Data is not available	Oversupply
10/15/2022 12:50	0:02	SSA2	0.03245	0.16900	Oversupply
10/15/2022 12:51	0:02	SSA3	0.08002	1.27700	Oversupply
10/15/2022 12:52	0:10	SSA2	0.16758	0.02400	Oversupply
10/15/2022 12:53	0:08	BS250	Data is not available	Data is not available	Oversupply
10/15/2022 12:53	0:08	SSA3	0.31989	0.01300	Oversupply
10/15/2022 12:54	0:07	KWPII	0.27650	17.31552	Oversupply
10/15/2022 13:01	0:02	SSA3	0.08112	0.28400	Oversupply
10/15/2022 13:02	0:01	BS250	Data is not available	Data is not available	Oversupply
10/15/2022 13:02	0:02	SSA2	0.03624	0.01400	Oversupply
10/15/2022 13:03	0:02	SSA3	0.08046	0.77200	Oversupply
10/15/2022 13:04	0:02	SSA2	0.03594	0.22000	Oversupply
10/15/2022 13:05	0:02	SSA3	0.07979	0.45400	Oversupply
10/15/2022 13:06	0:02	SSA2	0.03624	0.72900	Oversupply
10/15/2022 13:07	0:02	SSA3	0.08046	0.85200	Oversupply
10/15/2022 13:08	1:14	BS250	Data is not available	Data is not available	Oversupply
10/15/2022 13:08	0:04	SSA2	0.07248	0.10000	Oversupply
10/15/2022 13:09	0:02	SSA3	0.07979	0.01800	Oversupply
10/15/2022 13:10	1:13	KWPII	3.28460	16.90636	Oversupply
10/15/2022 13:11	1:11	SSA3	2.81449	-0.00300	Oversupply
10/15/2022 13:12	1:10	SSA2	2.42712	0.01800	Oversupply
10/15/2022 14:22	0:02	SSA3	0.03651	0.24900	Oversupply
10/15/2022 14:23	0:02	SSA2	0.03878	0.84800	Oversupply
10/15/2022 14:24	0:02	SSA3	0.03682	1.98200	Oversupply
10/15/2022 14:25	0:02	SSA2	0.03878	0.71500	Oversupply
10/15/2022 14:48	0:01	17-2	0.00410	0.66200	Oversupply
10/15/2022 14:55	0:02	SSA2	-0.00062	1.63200	Oversupply
10/15/2022 14:56	0:12	17-2	0.12723	0.75000	Oversupply
10/15/2022 14:56	0:02	SSA3	-0.00063	1.78400	Oversupply
10/15/2022 14:57	0:02	SSA2	-0.00062	1.33100	Oversupply
10/15/2022 14:58	0:02	SSA3	0.00186	1.88900	Oversupply



Maui Curtailment Report

October 2022

Start Date and Time	Duration (minutes)	IPP Curtailed	Estimated Curtailed MWH	Peak MW Curtailed	Reasons for Curtailment
10/15/2022 14:59	0:02	SSA2	-0.01259	2.10500	Oversupply
10/15/2022 15:00	0:02	SSA3	0.00862	1.12600	Oversupply
10/15/2022 15:01	0:02	SSA2	0.01591	0.97700	Oversupply
10/15/2022 15:02	0:02	SSA3	0.00854	0.81400	Oversupply
10/15/2022 15:03	0:02	SSA2	0.01591	2.40100	Oversupply
10/15/2022 15:05	0:02	SSA2	0.01591	2.39300	Oversupply
10/15/2022 15:06	0:02	SSA3	0.00862	2.10500	Oversupply
10/15/2022 15:07	0:02	SSA2	0.01591	2.69800	Oversupply
10/15/2022 15:09	0:02	SSA2	0.01578	2.94900	Oversupply
10/15/2022 15:10	0:04	17-2	0.04833	0.72500	Oversupply
10/15/2022 15:10	0:02	SSA3	0.00862	1.26400	Oversupply
10/15/2022 15:11	0:02	SSA2	0.01591	1.90100	Oversupply
10/15/2022 15:14	0:02	SSA3	0.00332	1.98000	Oversupply
10/15/2022 15:15	0:02	17-2	0.02084	0.75000	Oversupply
10/15/2022 15:15	0:02	SSA2	0.00782	2.51100	Oversupply
10/16/2022 9:08	0:02	SSA2	0.01899	0.98600	Oversupply
10/16/2022 9:08	0:02	SSA3	0.01988	0.62000	Oversupply
10/16/2022 9:10	0:01	BS250	Data is not available	Data is not available	Oversupply
10/16/2022 9:10	0:04	SSA2	0.03799	0.01800	Oversupply
10/16/2022 9:10	0:02	SSA3	0.02021	0.11800	Oversupply
10/16/2022 9:12	0:01	BS250	Data is not available	Data is not available	Oversupply
10/16/2022 9:12	0:02	SSA3	0.02005	0.01400	Oversupply
10/16/2022 9:13	0:01	KWP/II	0.00463	8.92571	Oversupply
10/16/2022 9:14	0:02	SSA2	0.03392	0.50500	Oversupply
10/16/2022 9:14	0:02	SSA3	0.04151	1.22400	Oversupply
10/16/2022 9:16	0:02	SSA2	0.04652	0.51100	Oversupply
10/16/2022 9:16	0:02	SSA3	0.05280	0.87900	Oversupply
10/16/2022 9:18	0:02	SSA2	0.04691	0.43200	Oversupply
10/16/2022 9:18	0:04	SSA3	0.10692	0.56300	Oversupply
10/16/2022 9:20	0:02	SSA2	0.04730	0.39900	Oversupply
10/16/2022 9:21	0:10	BS250	Data is not available	Data is not available	Oversupply
10/16/2022 9:22	0:03	KWP/II	0.04336	9.33986	Oversupply
10/16/2022 9:22	0:06	SSA2	0.14035	0.00400	Oversupply
10/16/2022 9:22	0:02	SSA3	0.05368	0.00000	Oversupply
10/16/2022 9:24	0:02	SSA3	0.05368	0.01300	Oversupply
10/16/2022 9:26	0:03	KWP/II	0.01685	9.24007	Oversupply
10/16/2022 9:26	0:02	SSA3	0.05324	0.00900	Oversupply
10/16/2022 9:28	0:02	SSA2	0.04663	0.11200	Oversupply
10/16/2022 9:28	0:02	SSA3	0.05321	0.11600	Oversupply
10/16/2022 9:30	0:01	KWP/II	0.01541	9.86978	Oversupply
10/16/2022 9:30	0:02	SSA2	0.05247	0.00100	Oversupply
10/16/2022 9:30	0:04	SSA3	0.11441	0.00800	Oversupply
10/16/2022 9:32	0:03	BS250	Data is not available	Data is not available	Oversupply
10/16/2022 9:32	0:02	SSA2	0.05291	0.01100	Oversupply
10/16/2022 9:34	0:01	KWP/II	0.02074	11.02242	Oversupply
10/16/2022 9:34	0:02	SSA2	0.05247	0.39500	Oversupply
10/16/2022 9:34	0:02	SSA3	0.05627	0.46900	Oversupply
10/16/2022 9:36	0:02	SSA2	0.05291	0.29300	Oversupply
10/16/2022 9:36	0:02	SSA3	0.05674	0.98700	Oversupply
10/16/2022 9:38	0:02	SSA2	0.05291	0.23500	Oversupply
10/16/2022 9:38	0:02	SSA3	0.05674	0.36400	Oversupply
10/16/2022 9:40	0:02	SSA2	0.05291	0.03300	Oversupply
10/16/2022 9:40	0:02	SSA3	0.05674	0.01300	Oversupply
10/16/2022 9:41	0:01	BS250	Data is not available	Data is not available	Oversupply
10/16/2022 9:42	0:02	SSA2	0.05247	0.19600	Oversupply
10/16/2022 9:42	0:02	SSA3	0.05721	0.28800	Oversupply
10/16/2022 9:44	4:06	SSA2	10.60106	0.05300	Oversupply
10/16/2022 9:44	4:04	SSA3	10.31444	0.01000	Oversupply
10/16/2022 9:45	4:04	BS250	Data is not available	Data is not available	Oversupply
10/16/2022 9:46	4:02	KWP/II	32.45585	15.09407	Oversupply
10/16/2022 10:59	0:04	AWE	0.01823	12.20000	Oversupply
10/16/2022 11:09	0:02	AWE	0.00296	12.10000	Oversupply
10/16/2022 11:13	0:03	AWE	0.04131	13.30000	Oversupply
10/16/2022 11:25	0:09	AWE	0.12330	12.60000	Oversupply
10/16/2022 11:36	0:03	AWE	0.04433	11.40000	Oversupply
10/16/2022 11:40	0:10	AWE	0.22892	12.90000	Oversupply
10/16/2022 11:52	0:07	AWE	0.07223	12.60000	Oversupply
10/16/2022 12:01	0:01	AWE	0.00037	11.00000	Oversupply
10/16/2022 12:04	0:01	AWE	0.01460	11.80000	Oversupply
10/16/2022 12:06	0:01	AWE	0.00618	11.40000	Oversupply
10/16/2022 12:37	0:02	AWE	0.01924	13.90000	Oversupply
10/16/2022 12:42	0:02	AWE	0.01415	14.10000	Oversupply
10/16/2022 13:49	0:02	SSA3	0.06176	0.15800	Oversupply



Maui Curtailment Report

October 2022

Start Date and Time	Duration (minutes)	IPP Curtailed	Estimated Curtailed MWH	Peak MW Curtailed	Reasons for Curtailment
10/16/2022 13:50	0:02	SSA2	0.07119	0.30200	Oversupply
10/16/2022 13:51	0:03	BS250	Data is not available	Data is not available	Oversupply
10/16/2022 13:51	0:02	SSA3	0.06125	0.00000	Oversupply
10/16/2022 13:52	0:01	KWP11	0.01037	13.51930	Oversupply
10/16/2022 13:52	0:02	SSA2	0.07060	0.00100	Oversupply
10/16/2022 13:53	0:02	SSA3	0.06227	0.07500	Oversupply
10/16/2022 13:54	0:02	SSA2	0.07119	0.43800	Oversupply
10/16/2022 13:55	0:02	SSA3	0.06176	1.14200	Oversupply
10/16/2022 13:56	0:02	SSA2	0.07119	0.86700	Oversupply
10/16/2022 13:57	0:02	SSA3	0.06125	0.82400	Oversupply
10/16/2022 13:58	0:02	SSA2	0.06800	1.17200	Oversupply
10/16/2022 13:59	0:02	SSA3	0.03020	2.01500	Oversupply
10/16/2022 14:01	0:02	SSA3	0.00824	2.45700	Oversupply
10/16/2022 14:02	0:02	SSA2	0.01559	1.05500	Oversupply
10/16/2022 14:03	0:02	SSA3	0.00859	1.15500	Oversupply
10/16/2022 14:04	0:02	SSA2	0.01533	1.18500	Oversupply
10/16/2022 14:05	0:02	SSA3	0.00831	1.88800	Oversupply
10/16/2022 14:06	0:02	SSA2	0.01546	2.31500	Oversupply
10/16/2022 14:07	0:02	SSA3	0.00831	2.25400	Oversupply
10/16/2022 14:08	0:02	SSA2	0.01533	2.63700	Oversupply
10/16/2022 14:11	0:02	SSA3	0.00824	2.40200	Oversupply
10/16/2022 14:12	0:02	SSA2	0.01546	2.64100	Oversupply
10/16/2022 14:21	0:02	SSA3	-0.00330	2.34000	Oversupply
10/17/2022 9:45	0:02	SSA2	-0.00138	1.29300	Oversupply
10/17/2022 9:46	0:05	17-2	0.02743	0.74300	Oversupply
10/17/2022 9:55	0:02	SSA2	-0.00136	1.36300	Oversupply
10/17/2022 10:22	0:01	17-2	0.00209	0.74300	Oversupply
10/17/2022 10:24	0:02	SSA3	-0.00121	2.34400	Oversupply
10/17/2022 10:25	0:01	17-2	0.01238	0.74300	Oversupply
10/17/2022 10:26	0:02	SSA3	-0.00120	2.35000	Oversupply
10/17/2022 10:27	0:16	17-2	0.16043	0.74300	Oversupply
10/17/2022 10:28	0:02	SSA3	-0.00213	2.37500	Oversupply
10/17/2022 10:30	0:02	SSA3	-0.00052	2.38800	Oversupply
10/17/2022 10:34	0:02	SSA2	-0.00123	2.39200	Oversupply
10/17/2022 10:36	0:02	SSA2	-0.00123	2.41200	Oversupply
10/17/2022 10:36	0:02	SSA3	-0.00051	2.42400	Oversupply
10/17/2022 10:38	0:02	SSA2	-0.00124	1.56600	Oversupply
10/17/2022 10:44	1:52	17-2	1.34462	0.75000	Oversupply
10/17/2022 10:44	0:02	SSA2	0.00270	2.45000	Oversupply
10/17/2022 10:46	0:02	SSA2	0.00897	2.47000	Oversupply
10/17/2022 10:48	0:02	SSA2	0.00897	2.47500	Oversupply
10/17/2022 10:48	0:02	SSA3	0.00798	2.46600	Oversupply
10/17/2022 10:50	0:02	SSA2	0.00890	2.47300	Oversupply
10/17/2022 10:50	0:02	SSA3	0.00791	2.48900	Oversupply
10/17/2022 10:52	0:02	SSA2	0.00897	1.62100	Oversupply
10/17/2022 10:52	0:02	SSA3	0.00791	1.94800	Oversupply
10/17/2022 10:54	0:02	SSA2	0.00897	1.38200	Oversupply
10/17/2022 10:54	0:02	SSA3	0.00804	1.94600	Oversupply
10/17/2022 10:56	0:02	SSA2	0.00897	2.18700	Oversupply
10/17/2022 10:56	0:02	SSA3	0.00804	2.44000	Oversupply
10/17/2022 10:58	0:02	SSA2	0.01199	1.97300	Oversupply
10/17/2022 10:58	0:02	SSA3	0.01871	1.81300	Oversupply
10/17/2022 11:00	0:02	SSA2	0.03340	1.54000	Oversupply
10/17/2022 11:00	0:02	SSA3	0.03491	1.65600	Oversupply
10/17/2022 11:02	0:02	SSA2	0.03312	1.02600	Oversupply
10/17/2022 11:02	0:02	SSA3	0.03462	1.50800	Oversupply
10/17/2022 11:04	0:02	SSA2	0.03340	0.60200	Oversupply
10/17/2022 11:04	0:02	SSA3	0.03491	0.81300	Oversupply
10/17/2022 11:06	0:02	SSA2	0.03312	1.24200	Oversupply
10/17/2022 11:06	0:02	SSA3	0.03491	1.32700	Oversupply
10/17/2022 11:08	0:02	SSA2	0.03340	1.70600	Oversupply
10/17/2022 11:08	0:02	SSA3	0.03520	1.85800	Oversupply
10/17/2022 11:10	0:02	SSA2	0.03340	1.59200	Oversupply
10/17/2022 11:10	0:02	SSA3	0.03491	1.69100	Oversupply
10/17/2022 11:12	0:02	SSA2	0.03340	1.68400	Oversupply
10/17/2022 11:13	0:02	SSA3	0.03482	1.60300	Oversupply
10/17/2022 11:14	0:02	SSA2	0.02674	1.76200	Oversupply
10/17/2022 11:15	0:02	SSA3	0.02607	1.80900	Oversupply
10/17/2022 11:16	0:02	SSA2	0.02493	2.19500	Oversupply
10/17/2022 11:17	0:02	SSA3	0.02564	1.61000	Oversupply
10/17/2022 11:18	0:02	SSA2	0.02473	1.89000	Oversupply
10/17/2022 11:19	0:02	SSA3	0.02586	1.96400	Oversupply
10/17/2022 11:20	0:02	SSA2	0.02514	1.96100	Oversupply



Maui Curtailment Report

October 2022

Start Date and Time	Duration (minutes)	IPP Curtailed	Estimated Curtailed MWH	Peak MW Curtailed	Reasons for Curtailment
10/17/2022 11:21	0:02	SSA3	0.02607	2.16200	Oversupply
10/17/2022 11:22	0:02	SSA2	0.02493	1.90500	Oversupply
10/17/2022 11:23	0:02	SSA3	0.02586	2.43700	Oversupply
10/17/2022 11:24	0:02	SSA2	0.02493	2.62200	Oversupply
10/17/2022 11:25	0:02	SSA3	0.02564	2.20000	Oversupply
10/17/2022 11:26	0:02	SSA2	0.02493	1.46000	Oversupply
10/17/2022 11:27	0:02	SSA3	0.02564	1.81200	Oversupply
10/17/2022 11:28	0:02	SSA2	0.02945	1.20800	Oversupply
10/17/2022 11:29	0:02	SSA3	0.03795	1.56100	Oversupply
10/17/2022 11:30	0:02	SSA2	0.04772	1.04100	Oversupply
10/17/2022 11:31	0:02	SSA3	0.04851	1.07300	Oversupply
10/17/2022 11:32	0:02	SSA2	0.04772	1.27400	Oversupply
10/17/2022 11:33	0:02	SSA3	0.04851	0.93900	Oversupply
10/17/2022 11:34	0:02	SSA2	0.04733	1.31500	Oversupply
10/17/2022 11:35	0:02	SSA3	0.04851	1.05900	Oversupply
10/17/2022 11:36	0:02	SSA2	0.04812	1.78800	Oversupply
10/17/2022 11:37	0:02	SSA3	0.04932	1.43800	Oversupply
10/17/2022 11:38	0:02	SSA2	0.04733	1.31900	Oversupply
10/17/2022 11:39	0:02	SSA3	0.04973	1.01600	Oversupply
10/17/2022 11:40	0:02	SSA2	0.04772	1.90800	Oversupply
10/17/2022 11:41	0:02	SSA3	0.04851	1.70700	Oversupply
10/17/2022 11:42	0:02	SSA2	0.04772	0.95800	Oversupply
10/17/2022 11:43	0:02	SSA3	0.04900	1.45700	Oversupply
10/17/2022 11:44	0:02	SSA2	0.04025	1.26600	Oversupply
10/17/2022 11:45	0:02	SSA3	0.04223	1.42000	Oversupply
10/17/2022 11:46	0:02	SSA2	0.04124	0.77800	Oversupply
10/17/2022 11:47	0:02	SSA3	0.04223	0.84600	Oversupply
10/17/2022 11:48	0:02	SSA2	0.04124	0.97000	Oversupply
10/17/2022 11:49	0:02	SSA3	0.04293	1.40000	Oversupply
10/17/2022 11:50	0:02	SSA2	0.04089	2.29200	Oversupply
10/17/2022 11:51	0:02	SSA3	0.04293	1.54100	Oversupply
10/17/2022 11:52	0:04	SSA2	0.08247	1.49900	Oversupply
10/17/2022 11:53	0:02	SSA3	0.04258	1.45700	Oversupply
10/17/2022 11:55	0:02	SSA3	0.04293	1.56200	Oversupply
10/17/2022 11:56	0:02	SSA2	0.04089	0.68500	Oversupply
10/17/2022 11:57	0:02	SSA3	0.04223	1.42300	Oversupply
10/17/2022 11:58	0:02	SSA2	0.03622	2.72500	Oversupply
10/17/2022 11:59	0:02	SSA3	0.03597	1.44500	Oversupply
10/17/2022 12:00	0:02	SSA2	0.02905	2.11000	Oversupply
10/17/2022 12:01	0:02	SSA3	0.03514	1.33000	Oversupply
10/17/2022 12:02	0:02	SSA2	0.02905	1.03100	Oversupply
10/17/2022 12:03	0:02	SSA3	0.03456	1.46000	Oversupply
10/17/2022 12:04	0:02	SSA2	0.02905	1.00300	Oversupply
10/17/2022 12:05	0:02	SSA3	0.03514	1.61200	Oversupply
10/17/2022 12:06	0:02	SSA2	0.02905	2.34400	Oversupply
10/17/2022 12:07	0:02	SSA3	0.03456	1.93700	Oversupply
10/17/2022 12:08	0:02	SSA2	0.02881	2.76600	Oversupply
10/17/2022 12:09	0:02	SSA3	0.03456	1.74100	Oversupply
10/17/2022 12:10	0:02	SSA2	0.02905	2.21700	Oversupply
10/17/2022 12:11	0:04	SSA3	0.06708	2.14300	Oversupply
10/17/2022 12:12	0:02	SSA2	0.02905	2.07000	Oversupply
10/17/2022 12:14	0:02	SSA2	0.02524	2.78700	Oversupply
10/17/2022 12:15	0:02	SSA3	0.02900	2.50500	Oversupply
10/17/2022 12:16	0:02	SSA2	0.02625	1.33500	Oversupply
10/17/2022 12:17	0:02	SSA3	0.02948	2.08600	Oversupply
10/17/2022 12:18	0:02	SSA2	0.02625	1.77100	Oversupply
10/17/2022 12:19	0:02	SSA3	0.02924	2.68100	Oversupply
10/17/2022 12:20	0:02	SSA2	0.02603	2.22700	Oversupply
10/17/2022 12:21	0:02	SSA3	0.02900	1.94200	Oversupply
10/17/2022 12:22	0:02	SSA2	0.02625	1.56100	Oversupply
10/17/2022 12:23	0:02	SSA3	0.02924	1.47300	Oversupply
10/17/2022 12:24	0:02	SSA2	0.02603	1.49600	Oversupply
10/17/2022 12:25	0:02	SSA3	0.02900	1.57400	Oversupply
10/17/2022 12:26	0:02	SSA2	0.02625	2.74800	Oversupply
10/17/2022 12:27	0:02	SSA3	0.02900	2.32300	Oversupply
10/17/2022 12:28	0:02	SSA2	0.01642	2.08700	Oversupply
10/17/2022 12:29	0:02	SSA3	0.01562	1.94300	Oversupply
10/17/2022 12:30	0:02	SSA2	0.00370	1.97800	Oversupply
10/17/2022 12:31	0:02	SSA3	0.00902	2.22400	Oversupply
10/17/2022 12:36	0:02	SSA2	0.00373	1.84100	Oversupply
10/17/2022 12:37	0:04	17-2	0.03175	0.75000	Oversupply
10/17/2022 12:39	0:02	SSA3	0.00910	2.68900	Oversupply
10/17/2022 12:44	0:02	17-2	0.01376	0.75000	Oversupply



Maui Curtailment Report

October 2022

Start Date and Time	Duration (minutes)	IPP Curtailed	Estimated Curtailed MWH	Peak MW Curtailed	Reasons for Curtailment
10/17/2022 12:48	0:01	17-2	0.00284	0.75000	Oversupply
10/18/2022 10:45	0:01	17-2	0.00271	0.38100	Oversupply
10/18/2022 10:47	0:01	17-2	0.00121	0.22800	Oversupply
10/18/2022 10:49	0:06	17-2	0.00223	0.18600	Oversupply
10/18/2022 11:00	0:01	17-2	0.00029	0.17300	Oversupply
10/18/2022 11:03	0:08	17-2	0.02751	0.75000	Oversupply
10/18/2022 11:12	0:05	17-2	0.01504	0.75000	Oversupply
10/18/2022 11:17	0:02	SSA2	-0.00141	2.61700	Oversupply
10/18/2022 11:18	0:10	17-2	0.06708	0.75000	Oversupply
10/18/2022 11:31	0:03	17-2	0.01951	0.75000	Oversupply
10/18/2022 11:36	0:01	17-2	0.00571	0.75000	Oversupply
10/18/2022 11:40	0:02	17-2	0.01273	0.75000	Oversupply
10/18/2022 11:51	0:01	17-2	0.00133	0.75000	Oversupply
10/18/2022 11:53	0:02	17-2	0.01851	0.75000	Oversupply
10/18/2022 11:56	0:01	17-2	0.00228	0.75000	Oversupply
10/18/2022 11:59	0:01	17-2	0.00869	0.75000	Oversupply
10/18/2022 12:03	0:02	SSA3	0.01557	2.63800	Oversupply
10/18/2022 12:04	0:12	17-2	0.13652	0.75000	Oversupply
10/18/2022 12:04	0:02	SSA2	0.01305	2.57500	Oversupply
10/18/2022 12:05	0:02	SSA3	0.01570	1.94700	Oversupply
10/18/2022 12:06	0:02	SSA2	0.01305	2.09900	Oversupply
10/18/2022 12:07	0:02	SSA3	0.01557	1.87600	Oversupply
10/18/2022 12:08	0:02	SSA2	0.01305	2.06600	Oversupply
10/18/2022 12:09	0:02	SSA3	0.01544	1.92900	Oversupply
10/18/2022 12:10	0:02	SSA2	0.01294	1.86000	Oversupply
10/18/2022 12:11	0:02	SSA3	0.01570	2.14800	Oversupply
10/18/2022 12:12	0:02	SSA2	0.01305	2.28300	Oversupply
10/18/2022 12:22	0:01	17-2	0.00365	0.74500	Oversupply
10/18/2022 12:32	0:01	AWE	0.00333	0.20000	Oversupply
10/18/2022 12:41	0:01	17-2	0.00161	0.74500	Oversupply
10/19/2022 8:43	0:01	AWE	0.00167	0.10000	Oversupply
10/19/2022 9:02	0:01	AWE	0.00167	0.10000	Oversupply
10/19/2022 9:06	0:01	AWE	0.00167	0.10000	Oversupply
10/19/2022 9:21	0:01	AWE	0.00167	0.10000	Oversupply
10/19/2022 9:26	0:14	17-2	0.14208	0.75000	Oversupply
10/19/2022 9:28	0:02	SSA3	-0.00538	2.03500	Oversupply
10/19/2022 9:30	0:02	SSA3	0.00123	2.08300	Oversupply
10/19/2022 9:32	0:02	SSA2	0.00242	0.98700	Oversupply
10/19/2022 9:32	0:02	SSA3	0.00124	1.34000	Oversupply
10/19/2022 9:34	0:02	SSA2	0.00240	0.98600	Oversupply
10/19/2022 9:34	0:02	SSA3	0.00123	1.65100	Oversupply
10/19/2022 9:36	0:02	SSA2	0.00242	1.03800	Oversupply
10/19/2022 9:36	0:02	SSA3	0.00124	2.13000	Oversupply
10/19/2022 9:44	0:03	17-2	0.02513	0.75000	Oversupply
10/19/2022 9:44	0:02	SSA2	0.01468	1.84900	Oversupply
10/19/2022 9:49	0:07	17-2	0.06562	0.75000	Oversupply
10/19/2022 9:50	0:02	SSA2	0.00452	2.08500	Oversupply
10/19/2022 9:50	0:02	SSA3	0.00325	2.22900	Oversupply
10/19/2022 9:52	0:02	SSA2	0.00452	1.54300	Oversupply
10/19/2022 9:52	0:02	SSA3	0.00347	1.54500	Oversupply
10/19/2022 9:58	0:02	SSA3	0.02065	2.41300	Oversupply
10/19/2022 9:59	0:07	17-2	0.07613	0.75000	Oversupply
10/19/2022 10:00	0:02	SSA2	0.01777	0.38400	Oversupply
10/19/2022 10:00	0:02	SSA3	0.02479	0.63500	Oversupply
10/19/2022 10:02	0:01	KWP11	0.00443	1.05584	Oversupply
10/19/2022 10:02	0:02	SSA2	0.01777	0.02800	Oversupply
10/19/2022 10:02	0:02	SSA3	0.02582	0.01700	Oversupply
10/19/2022 10:08	0:03	17-2	0.03738	0.75000	Oversupply
10/19/2022 10:08	0:02	SSA2	0.01777	2.24100	Oversupply
10/19/2022 10:09	0:02	SSA3	0.02479	0.45900	Oversupply
10/19/2022 10:13	0:01	17-2	0.00166	0.75000	Oversupply
10/19/2022 10:13	0:02	SSA3	0.02155	2.16200	Oversupply
10/19/2022 10:14	0:02	SSA2	0.01097	0.82900	Oversupply
10/19/2022 10:15	0:07	17-2	0.07035	0.75000	Oversupply
10/19/2022 10:15	0:02	SSA3	0.00346	1.93300	Oversupply
10/19/2022 10:16	0:02	SSA2	0.01449	1.93200	Oversupply
10/19/2022 10:17	0:02	SSA3	0.00346	1.14800	Oversupply
10/19/2022 10:18	0:02	SSA2	0.01473	1.29100	Oversupply
10/19/2022 10:19	0:02	SSA3	0.00344	2.34700	Oversupply
10/19/2022 10:20	0:02	SSA2	0.01461	1.24700	Oversupply
10/19/2022 10:29	0:03	17-2	0.03243	0.75000	Oversupply
10/19/2022 10:29	0:02	SSA3	-0.00186	2.46200	Oversupply
10/19/2022 10:39	0:04	17-2	0.02168	0.75000	Oversupply



Maui Curtailment Report

October 2022

Start Date and Time	Duration (minutes)	IPP Curtailed	Estimated Curtailed MWH	Peak MW Curtailed	Reasons for Curtailment
10/19/2022 10:42	0:02	SSA2	0.00149	2.75800	Oversupply
10/19/2022 10:45	0:02	SSA3	0.00606	2.41100	Oversupply
10/19/2022 10:46	0:02	17-2	0.02379	0.75000	Oversupply
10/19/2022 11:03	0:03	17-2	0.01148	0.29800	Oversupply
10/19/2022 11:03	0:02	SSA2	0.00755	2.09200	Oversupply
10/19/2022 11:03	0:02	SSA3	-0.00024	0.71000	Oversupply
10/19/2022 11:17	0:02	SSA2	0.02117	2.77100	Oversupply
10/19/2022 11:17	0:02	SSA3	0.01336	1.12200	Oversupply
10/19/2022 11:18	0:09	17-2	0.09272	0.75000	Oversupply
10/19/2022 11:19	0:02	SSA2	0.02100	2.74300	Oversupply
10/19/2022 11:19	0:02	SSA3	0.01358	0.62800	Oversupply
10/19/2022 11:21	0:02	SSA2	0.02117	1.11600	Oversupply
10/19/2022 11:21	0:04	SSA3	0.02750	1.34900	Oversupply
10/19/2022 11:23	0:02	SSA2	0.02100	2.09300	Oversupply
10/19/2022 11:27	0:02	SSA2	0.02117	1.82100	Oversupply
10/19/2022 11:27	0:02	SSA3	0.01336	2.16500	Oversupply
10/19/2022 11:28	0:07	17-2	0.05188	0.63700	Oversupply
10/19/2022 11:29	0:02	SSA2	0.01557	1.55600	Oversupply
10/19/2022 11:29	0:02	SSA3	0.00994	2.19900	Oversupply
10/19/2022 11:31	0:02	SSA2	0.01167	2.80100	Oversupply
10/19/2022 11:31	0:02	SSA3	0.00765	2.87700	Oversupply
10/19/2022 11:33	0:02	SSA2	0.01176	2.54500	Oversupply
10/19/2022 11:35	0:02	SSA2	0.01176	2.31700	Oversupply
10/19/2022 11:35	0:02	SSA3	0.00771	1.41300	Oversupply
10/19/2022 11:36	0:02	17-2	0.01985	0.75000	Oversupply
10/19/2022 11:39	0:07	17-2	0.06070	0.75000	Oversupply
10/19/2022 11:39	0:02	SSA2	0.01167	1.93400	Oversupply
10/19/2022 11:41	0:02	SSA2	0.01176	2.85900	Oversupply
10/19/2022 11:42	0:02	SSA3	0.00765	0.74900	Oversupply
10/19/2022 11:52	0:01	17-2	0.00885	0.75000	Oversupply
10/19/2022 11:58	0:39	17-2	0.40826	0.75000	Oversupply
10/19/2022 11:58	0:02	SSA3	0.00450	2.40900	Oversupply
10/19/2022 11:59	0:02	SSA2	0.00584	0.68700	Oversupply
10/19/2022 12:00	0:02	SSA3	0.04500	1.33400	Oversupply
10/19/2022 12:01	0:02	SSA2	0.00916	0.40000	Oversupply
10/19/2022 12:02	0:02	SSA3	0.04575	1.04500	Oversupply
10/19/2022 12:03	0:02	SSA2	0.00924	0.78100	Oversupply
10/19/2022 12:04	0:02	SSA3	0.04537	2.24500	Oversupply
10/19/2022 12:05	0:02	SSA2	0.00924	0.24500	Oversupply
10/19/2022 12:06	0:02	SSA3	0.04537	2.57300	Oversupply
10/19/2022 12:07	0:02	SSA2	0.00916	0.53500	Oversupply
10/19/2022 12:08	0:02	SSA3	0.04575	2.21800	Oversupply
10/19/2022 12:09	0:02	SSA2	0.00924	0.56800	Oversupply
10/19/2022 12:10	0:02	SSA3	0.04500	1.22800	Oversupply
10/19/2022 12:11	0:02	SSA2	0.00924	0.53100	Oversupply
10/19/2022 12:12	0:02	SSA3	0.04537	1.09000	Oversupply
10/19/2022 12:13	0:02	SSA2	0.01006	0.44500	Oversupply
10/19/2022 12:14	0:04	SSA3	0.13003	0.47500	Oversupply
10/19/2022 12:15	0:02	BS250	Data is not available	Data is not available	Oversupply
10/19/2022 12:15	0:02	SSA2	0.02455	0.03000	Oversupply
10/19/2022 12:16	0:01	AWE	0.00217	2.30000	Oversupply
10/19/2022 12:17	0:02	SSA2	0.02455	0.17400	Oversupply
10/19/2022 12:18	0:02	SSA3	0.06707	0.38600	Oversupply
10/19/2022 12:19	0:02	SSA2	0.02435	0.32700	Oversupply
10/19/2022 12:20	0:02	SSA3	0.06707	0.97400	Oversupply
10/19/2022 12:21	0:02	SSA2	0.02455	0.47000	Oversupply
10/19/2022 12:22	0:02	SSA3	0.06707	1.21900	Oversupply
10/19/2022 12:23	0:02	SSA2	0.02455	0.61000	Oversupply
10/19/2022 12:24	0:02	SSA3	0.06597	1.21500	Oversupply
10/19/2022 12:25	0:02	SSA2	0.02455	0.23500	Oversupply
10/19/2022 12:26	0:02	SSA3	0.06652	1.07500	Oversupply
10/19/2022 12:27	0:02	SSA2	0.02455	0.35200	Oversupply
10/19/2022 12:28	0:02	SSA3	0.04859	1.48600	Oversupply
10/19/2022 12:29	0:02	SSA2	-0.00887	0.62500	Oversupply
10/19/2022 12:30	0:02	SSA3	0.02230	0.86700	Oversupply
10/19/2022 12:31	0:02	SSA2	0.02492	0.21700	Oversupply
10/19/2022 12:32	0:02	SSA3	0.02212	0.77800	Oversupply
10/19/2022 12:33	0:02	SSA2	0.02513	1.59400	Oversupply
10/19/2022 12:34	0:02	SSA3	0.02249	2.25200	Oversupply
10/19/2022 12:35	0:02	SSA2	0.02492	1.54400	Oversupply
10/19/2022 12:38	0:01	17-2	0.00279	0.38700	Oversupply
10/19/2022 12:39	0:02	SSA2	0.02513	2.43700	Oversupply
10/19/2022 12:40	0:02	17-2	0.01327	0.39800	Oversupply



Maui Curtailment Report

October 2022

Start Date and Time	Duration (minutes)	IPP Curtailed	Estimated Curtailed MWH	Peak MW Curtailed	Reasons for Curtailment
10/19/2022 12:43	0:02	SSA2	0.02686	1.04200	Oversupply
10/19/2022 12:44	0:01	17-2	0.00650	0.39000	Oversupply
10/19/2022 12:44	0:02	SSA3	0.01742	2.25300	Oversupply
10/19/2022 12:46	0:01	17-2	0.00590	0.35400	Oversupply
10/19/2022 14:28	0:01	AWE	0.00167	0.10000	Oversupply
10/20/2022 10:55	0:01	AWE	0.00167	0.10000	Oversupply
10/20/2022 10:58	0:01	AWE	0.00167	0.10000	Oversupply
10/20/2022 11:00	0:01	AWE	0.00167	0.10000	Oversupply
10/20/2022 11:08	0:01	AWE	0.00167	0.10000	Oversupply
10/20/2022 11:19	0:01	AWE	0.00167	0.10000	Oversupply
10/21/2022 6:54	0:01	AWE	0.00500	0.30000	Oversupply
10/22/2022 6:36	0:18	BS250	Data is not available	Data is not available	Oversupply
10/22/2022 6:37	0:13	KWPPII	1.22333	13.44445	Oversupply
10/22/2022 6:37	0:16	SSA2	0.00513	0.02700	Oversupply
10/22/2022 6:51	0:03	KWPPII	0.08835	13.51231	Oversupply
10/22/2022 6:52	0:02	SSA3	0.00210	-0.00200	Oversupply
10/22/2022 7:52	0:02	SSA3	0.01070	0.46100	Oversupply
10/22/2022 7:53	0:02	BS250	Data is not available	Data is not available	Oversupply
10/22/2022 7:53	0:16	17-2	0.02320	0.17400	Oversupply
10/22/2022 7:53	0:02	SSA2	0.01076	0.00600	Oversupply
10/22/2022 7:54	0:02	KWPPII	0.01407	13.45044	Oversupply
10/22/2022 7:54	0:02	SSA3	0.01061	-0.00200	Oversupply
10/22/2022 7:55	0:02	SSA2	0.01067	0.05100	Oversupply
10/22/2022 7:56	0:02	SSA3	0.01079	0.22900	Oversupply
10/22/2022 7:57	0:01	BS250	Data is not available	Data is not available	Oversupply
10/22/2022 7:57	0:02	SSA2	0.01076	0.10300	Oversupply
10/22/2022 7:58	0:02	SSA3	0.01405	0.27800	Oversupply
10/22/2022 7:59	0:02	SSA2	0.01085	0.25700	Oversupply
10/22/2022 8:00	0:01	BS250	Data is not available	Data is not available	Oversupply
10/22/2022 8:00	0:02	SSA3	0.02524	0.13900	Oversupply
10/22/2022 8:02	0:02	SSA2	0.01573	0.00600	Oversupply
10/22/2022 8:02	0:02	BS250	Data is not available	Data is not available	Oversupply
10/22/2022 8:02	0:06	SSA3	0.07614	0.00300	Oversupply
10/22/2022 8:03	0:01	KWPPII	0.00020	9.87976	Oversupply
10/22/2022 8:05	0:03	BS250	Data is not available	Data is not available	Oversupply
10/22/2022 8:06	0:02	KWPPII	0.07886	12.12416	Oversupply
10/22/2022 8:06	0:02	SSA2	0.01586	0.00800	Oversupply
10/22/2022 8:10	0:02	SSA3	0.02545	0.32600	Oversupply
10/22/2022 8:11	0:22	BS250	Data is not available	Data is not available	Oversupply
10/22/2022 8:11	0:23	17-2	0.05023	0.38600	Oversupply
10/22/2022 8:12	0:22	SSA2	0.20342	0.39000	Oversupply
10/22/2022 8:12	0:20	SSA3	0.30940	-0.00100	Oversupply
10/22/2022 8:13	0:21	KWPPII	1.48320	17.05905	Oversupply
10/22/2022 8:32	0:02	SSA3	0.01343	0.07400	Oversupply
10/22/2022 8:37	0:01	17-2	0.00308	0.18500	Oversupply
10/22/2022 8:48	0:01	17-2	0.00244	0.18400	Oversupply
10/22/2022 8:48	0:02	SSA2	0.01721	0.80900	Oversupply
10/22/2022 8:50	0:02	SSA2	0.01707	1.25800	Oversupply
10/22/2022 8:51	0:02	17-2	0.00593	0.18400	Oversupply
10/22/2022 8:51	0:02	SSA3	0.01748	0.88000	Oversupply
10/22/2022 8:53	0:02	SSA3	0.01748	1.53100	Oversupply
10/22/2022 8:54	3:47	17-2	2.34186	0.75000	Oversupply
10/22/2022 8:54	0:02	SSA2	0.01721	0.78000	Oversupply
10/22/2022 8:55	0:02	SSA3	0.01719	0.73900	Oversupply
10/22/2022 8:56	0:02	SSA2	0.01707	0.05700	Oversupply
10/22/2022 8:57	0:02	SSA3	0.01748	0.06700	Oversupply
10/22/2022 8:58	0:01	BS250	Data is not available	Data is not available	Oversupply
10/22/2022 8:58	0:02	SSA2	0.02105	0.01700	Oversupply
10/22/2022 8:59	0:02	SSA3	0.03075	0.04100	Oversupply
10/22/2022 9:00	0:01	BS250	Data is not available	Data is not available	Oversupply
10/22/2022 9:00	0:02	SSA2	0.03878	0.02000	Oversupply
10/22/2022 9:01	0:01	KWPPII	0.02577	15.39346	Oversupply
10/22/2022 9:01	0:02	SSA3	0.04583	0.00200	Oversupply
10/22/2022 9:02	0:02	SSA2	0.03911	0.44200	Oversupply
10/22/2022 9:04	0:02	SSA2	0.03943	0.44900	Oversupply
10/22/2022 9:05	0:02	SSA3	0.04545	0.52700	Oversupply
10/22/2022 9:06	0:03	BS250	Data is not available	Data is not available	Oversupply
10/22/2022 9:06	0:02	SSA2	0.03878	0.28600	Oversupply
10/22/2022 9:07	0:16	SSA3	0.36848	0.01000	Oversupply
10/22/2022 9:08	0:02	KWPPII	0.02469	14.05121	Oversupply
10/22/2022 9:08	0:14	SSA2	0.27473	0.01200	Oversupply
10/22/2022 9:10	0:12	BS250	Data is not available	Data is not available	Oversupply
10/22/2022 9:11	0:12	KWPPII	0.92455	16.77762	Oversupply



Maui Curtailment Report

October 2022

Start Date and Time	Duration (minutes)	IPP Curtailed	Estimated Curtailed MWH	Peak MW Curtailed	Reasons for Curtailment
10/22/2022 9:22	0:02	SSA2	0.04097	0.44300	Oversupply
10/22/2022 9:23	0:02	SSA3	0.04638	0.66500	Oversupply
10/22/2022 9:24	0:02	SSA2	0.04064	0.40600	Oversupply
10/22/2022 9:25	0:02	SSA3	0.04638	0.39200	Oversupply
10/22/2022 9:26	0:02	SSA2	0.04097	0.31400	Oversupply
10/22/2022 9:27	0:02	SSA3	0.04676	1.08300	Oversupply
10/22/2022 9:28	0:02	SSA2	0.04400	1.03700	Oversupply
10/22/2022 9:29	0:02	SSA3	0.05409	0.46000	Oversupply
10/22/2022 9:30	3:03	SSA2	7.16381	0.01300	Oversupply
10/22/2022 9:31	3:03	BS250	Data is not available	Data is not available	Oversupply
10/22/2022 9:31	3:04	SSA3	7.01169	-0.00100	Oversupply
10/22/2022 9:35	2:59	KWPPI	18.12275	15.71879	Oversupply
10/22/2022 12:33	0:02	SSA2	0.03987	0.00300	Oversupply
10/22/2022 12:35	0:01	BS250	Data is not available	Data is not available	Oversupply
10/22/2022 12:35	0:02	SSA3	0.04122	0.13400	Oversupply
10/22/2022 12:35	0:02	SSA2	0.04020	0.37700	Oversupply
10/22/2022 12:37	0:02	SSA3	0.04054	1.29400	Oversupply
10/22/2022 12:37	0:02	SSA2	0.04020	1.86400	Oversupply
10/22/2022 12:39	0:02	SSA3	0.04122	2.69200	Oversupply
10/22/2022 12:45	0:01	17-2	0.00239	0.75000	Oversupply
10/22/2022 21:36	0:06	KWPPI	0.14076	18.88830	Oversupply
10/22/2022 23:04	0:01	KWPPI	0.00066	10.99747	Oversupply
10/22/2022 23:09	0:01	KWPPI	0.01544	11.60422	Oversupply
10/22/2022 23:56	0:02	KWPPI	0.04700	16.18783	Oversupply
10/23/2022 0:00	0:27	KWPPI	2.51130	19.50005	Oversupply
10/23/2022 0:38	0:05	KWPPI	0.07801	19.87827	Oversupply
10/23/2022 1:11	0:01	KWPPI	0.00191	17.56301	Oversupply
10/23/2022 1:14	0:02	KWPPI	0.05930	18.90527	Oversupply
10/23/2022 1:50	0:46	KWPPI	4.09849	15.48627	Oversupply
10/23/2022 6:59	0:01	KWPPI	0.00113	0.06786	Oversupply
10/23/2022 8:58	0:01	KWPPI	0.00086	0.05189	Oversupply
10/23/2022 9:14	0:02	SSA3	-0.00894	1.74900	Oversupply
10/23/2022 9:15	0:04	17-2	0.00935	0.27200	Oversupply
10/23/2022 9:15	0:02	SSA2	0.00365	1.66600	Oversupply
10/23/2022 9:17	0:02	SSA3	-0.00127	1.58300	Oversupply
10/23/2022 9:21	0:01	17-2	0.00234	0.27200	Oversupply
10/23/2022 9:23	1:36	17-2	1.01188	0.75000	Oversupply
10/23/2022 9:23	0:02	SSA3	-0.00127	1.94500	Oversupply
10/23/2022 9:23	0:02	SSA2	0.00365	0.70700	Oversupply
10/23/2022 9:27	0:02	SSA3	-0.00126	2.00300	Oversupply
10/23/2022 9:29	0:02	SSA3	0.03154	2.08200	Oversupply
10/23/2022 9:31	0:02	SSA3	0.05709	1.40000	Oversupply
10/23/2022 9:31	0:02	SSA2	0.04165	0.30500	Oversupply
10/23/2022 9:33	0:07	BS250	Data is not available	Data is not available	Oversupply
10/23/2022 9:33	0:06	SSA3	0.17034	0.01400	Oversupply
10/23/2022 9:33	0:06	SSA2	0.12460	0.00500	Oversupply
10/23/2022 9:34	0:05	KWPPI	0.04506	1.61868	Oversupply
10/23/2022 9:35	0:01	AWE	0.00293	17.40000	Oversupply
10/23/2022 9:38	0:02	AWE	0.00831	17.70000	Oversupply
10/23/2022 9:39	0:04	SSA3	0.11372	0.00200	Oversupply
10/23/2022 9:39	0:02	SSA2	0.04130	0.09600	Oversupply
10/23/2022 9:41	0:02	SSA2	0.04199	0.00000	Oversupply
10/23/2022 9:42	0:01	BS250	Data is not available	Data is not available	Oversupply
10/23/2022 9:42	0:01	AWE	0.00271	17.70000	Oversupply
10/23/2022 9:42	0:02	KWPPI	0.02354	0.83130	Oversupply
10/23/2022 9:43	0:02	SSA3	0.04978	0.35400	Oversupply
10/23/2022 9:43	0:02	SSA2	0.03320	0.19000	Oversupply
10/23/2022 9:45	0:02	SSA3	0.02234	0.80500	Oversupply
10/23/2022 9:45	0:02	SSA2	0.01504	1.05800	Oversupply
10/23/2022 9:47	0:02	SSA3	0.02253	0.58000	Oversupply
10/23/2022 9:47	0:02	SSA2	0.01517	0.33700	Oversupply
10/23/2022 9:49	0:02	SSA3	0.02253	1.37700	Oversupply
10/23/2022 9:49	0:02	SSA2	0.01517	0.44400	Oversupply
10/23/2022 9:51	0:02	SSA3	0.02253	0.81900	Oversupply
10/23/2022 9:51	0:02	SSA2	0.01517	0.27000	Oversupply
10/23/2022 9:53	0:02	SSA3	0.02253	1.66200	Oversupply
10/23/2022 9:53	0:02	SSA2	0.01517	0.83200	Oversupply
10/23/2022 9:57	0:02	SSA3	0.02234	2.11100	Oversupply
10/23/2022 9:57	0:02	SSA2	0.01517	2.60100	Oversupply
10/23/2022 9:59	0:02	SSA3	0.01171	0.90800	Oversupply
10/23/2022 9:59	0:02	SSA2	0.01163	0.92000	Oversupply
10/23/2022 10:01	0:02	SSA3	0.01200	1.00800	Oversupply
10/23/2022 10:01	0:02	SSA2	0.01001	0.96000	Oversupply



Maui Curtailment Report

October 2022

Start Date and Time	Duration (minutes)	IPP Curtailed	Estimated Curtailed MWH	Peak MW Curtailed	Reasons for Curtailment
10/23/2022 10:03	0:02	SSA3	0.01200	1.87000	Oversupply
10/23/2022 10:03	0:02	SSA2	0.00993	1.34000	Oversupply
10/23/2022 10:07	0:02	SSA3	0.01191	2.17800	Oversupply
10/23/2022 10:07	0:02	SSA2	0.01001	2.07100	Oversupply
10/23/2022 10:09	0:02	SSA3	0.01200	1.32400	Oversupply
10/23/2022 10:09	0:02	SSA2	0.00993	1.62800	Oversupply
10/23/2022 10:11	0:02	SSA3	0.01200	1.69500	Oversupply
10/23/2022 10:13	0:02	SSA3	0.01892	2.17000	Oversupply
10/23/2022 10:13	0:02	SSA2	0.01794	0.60000	Oversupply
10/23/2022 10:15	0:02	SSA3	0.03696	2.19300	Oversupply
10/23/2022 10:15	0:02	SSA2	0.03143	0.88400	Oversupply
10/23/2022 10:17	0:02	SSA3	0.03666	1.81200	Oversupply
10/23/2022 10:17	0:02	SSA2	0.03169	0.72500	Oversupply
10/23/2022 10:19	0:02	SSA3	0.03696	0.71700	Oversupply
10/23/2022 10:19	0:02	SSA2	0.03143	0.18400	Oversupply
10/23/2022 10:21	0:02	SSA3	0.03696	1.93300	Oversupply
10/23/2022 10:21	0:02	SSA2	0.03195	0.84100	Oversupply
10/23/2022 10:23	0:02	SSA3	0.04491	1.00300	Oversupply
10/23/2022 10:23	0:02	SSA2	0.03169	0.52300	Oversupply
10/23/2022 10:25	0:02	SSA2	0.03143	0.02900	Oversupply
10/23/2022 10:26	0:01	BS250	Data is not available	Data is not available	Oversupply
10/23/2022 10:26	0:02	SSA3	0.03727	0.02300	Oversupply
10/23/2022 10:27	0:01	AWE	0.01091	17.60000	Oversupply
10/23/2022 10:27	0:02	SSA2	0.03169	0.45600	Oversupply
10/23/2022 10:28	0:02	SSA3	0.03706	1.45100	Oversupply
10/23/2022 10:29	0:02	SSA2	0.02259	0.31600	Oversupply
10/23/2022 10:30	0:02	SSA3	0.04352	1.44800	Oversupply
10/23/2022 10:31	0:02	SSA2	0.03717	0.39300	Oversupply
10/23/2022 10:32	0:02	SSA3	0.04425	0.92800	Oversupply
10/23/2022 10:33	0:02	SSA2	0.03748	0.56800	Oversupply
10/23/2022 10:34	0:02	SSA3	0.04425	1.83900	Oversupply
10/23/2022 10:35	0:02	SSA2	0.03748	1.22800	Oversupply
10/23/2022 10:36	0:02	SSA3	0.04425	1.41800	Oversupply
10/23/2022 10:37	0:02	SSA2	0.03717	1.59900	Oversupply
10/23/2022 10:38	0:02	SSA3	0.04388	1.20000	Oversupply
10/23/2022 10:39	0:02	SSA2	0.03748	0.53800	Oversupply
10/23/2022 10:40	0:02	SSA3	0.04461	0.99700	Oversupply
10/23/2022 10:42	0:02	SSA2	0.03748	0.04500	Oversupply
10/23/2022 10:42	0:02	SSA3	0.04388	0.34100	Oversupply
10/23/2022 10:44	0:02	SSA2	0.03039	0.13900	Oversupply
10/23/2022 10:44	0:02	SSA3	0.03061	0.01600	Oversupply
10/23/2022 10:45	0:01	BS250	Data is not available	Data is not available	Oversupply
10/23/2022 10:45	0:01	KWPII	0.00810	0.49598	Oversupply
10/23/2022 10:45	0:02	AWE	0.00344	17.70000	Oversupply
10/23/2022 10:46	0:02	SSA2	0.03675	0.24500	Oversupply
10/23/2022 10:46	0:02	SSA3	0.02823	0.44800	Oversupply
10/23/2022 10:48	0:02	SSA2	0.03675	0.50200	Oversupply
10/23/2022 10:48	0:02	SSA3	0.02847	0.91800	Oversupply
10/23/2022 10:50	0:02	SSA2	0.03675	0.92400	Oversupply
10/23/2022 10:50	0:02	SSA3	0.02870	1.37900	Oversupply
10/23/2022 10:52	0:02	SSA2	0.03675	1.46900	Oversupply
10/23/2022 10:52	0:02	SSA3	0.02847	1.07900	Oversupply
10/23/2022 10:54	0:02	SSA2	0.03644	1.73100	Oversupply
10/23/2022 10:54	0:02	SSA3	0.02847	2.01200	Oversupply
10/23/2022 10:56	0:02	SSA3	0.02823	2.43200	Oversupply
10/23/2022 11:00	3:06	17-2	2.07925	0.75000	Oversupply
10/23/2022 11:00	0:02	SSA2	0.04662	1.97100	Oversupply
10/23/2022 11:00	0:02	SSA3	0.05347	2.36600	Oversupply
10/23/2022 11:02	0:02	SSA2	0.04700	1.08300	Oversupply
10/23/2022 11:02	0:02	SSA3	0.05703	2.02400	Oversupply
10/23/2022 11:04	0:02	SSA2	0.04700	0.48700	Oversupply
10/23/2022 11:04	0:02	SSA3	0.05392	2.12400	Oversupply
10/23/2022 11:06	0:02	SSA2	0.04662	0.69300	Oversupply
10/23/2022 11:06	0:02	SSA3	0.05436	1.26900	Oversupply
10/23/2022 11:08	2:43	SSA2	6.00122	0.28200	Oversupply
10/23/2022 11:08	2:42	SSA3	6.85009	0.01500	Oversupply
10/23/2022 11:09	2:42	BS250	Data is not available	Data is not available	Oversupply
10/23/2022 11:09	2:42	KWPII	21.41990	17.75762	Oversupply
10/23/2022 11:12	0:01	AWE	0.00706	17.30000	Oversupply
10/23/2022 11:15	0:49	AWE	4.03653	17.70000	Oversupply
10/23/2022 12:10	0:01	AWE	0.00317	17.60000	Oversupply
10/23/2022 12:13	0:04	AWE	0.08256	17.60000	Oversupply
10/23/2022 12:18	0:03	AWE	0.06184	17.30000	Oversupply



Maui Curtailment Report

October 2022

Start Date and Time	Duration (minutes)	IPP Curtailed	Estimated Curtailed MWH	Peak MW Curtailed	Reasons for Curtailment
10/23/2022 12:31	0:08	AWE	0.12963	17.30000	Oversupply
10/23/2022 12:40	0:02	AWE	0.02111	16.50000	Oversupply
10/23/2022 12:51	0:01	AWE	0.00560	17.30000	Oversupply
10/23/2022 12:54	0:01	AWE	0.00321	17.10000	Oversupply
10/23/2022 13:50	0:02	SSA3	0.05524	0.81700	Oversupply
10/23/2022 13:51	0:02	SSA2	0.04107	0.81000	Oversupply
10/23/2022 13:52	0:02	SSA3	0.05524	1.27400	Oversupply
10/23/2022 13:53	0:02	SSA2	0.04073	0.72100	Oversupply
10/23/2022 13:54	0:02	SSA3	0.05569	1.89200	Oversupply
10/23/2022 13:55	0:02	SSA2	0.04107	0.55800	Oversupply
10/23/2022 13:56	0:02	SSA3	0.05569	0.24400	Oversupply
10/23/2022 13:57	0:02	SSA2	0.04107	0.47700	Oversupply
10/23/2022 13:58	0:02	SSA3	0.04578	0.45800	Oversupply
10/23/2022 13:59	0:02	SSA2	0.03627	0.82800	Oversupply
10/23/2022 14:00	0:02	SSA3	0.03089	0.07800	Oversupply
10/23/2022 14:01	0:04	BS250	Data is not available	Data is not available	Oversupply
10/23/2022 14:01	0:04	SSA2	0.04241	0.01300	Oversupply
10/23/2022 14:02	0:02	SSA3	0.03089	-0.00500	Oversupply
10/23/2022 14:03	0:02	KWPPI	0.03162	18.50708	Oversupply
10/23/2022 14:14	0:02	17-2	0.01679	0.75000	Oversupply
10/23/2022 14:19	0:01	17-2	0.00722	0.75000	Oversupply
10/23/2022 14:51	0:31	17-2	0.25936	0.75000	Oversupply
10/23/2022 14:51	0:02	SSA2	0.00696	0.54000	Oversupply
10/23/2022 14:53	0:02	SSA2	0.00690	0.17100	Oversupply
10/23/2022 14:53	0:02	SSA3	0.02031	0.96300	Oversupply
10/23/2022 14:55	0:01	KWPPI	0.00042	19.49106	Oversupply
10/23/2022 14:55	0:02	SSA2	0.00696	0.14100	Oversupply
10/23/2022 14:55	0:02	SSA3	0.02014	0.65200	Oversupply
10/23/2022 14:57	0:11	BS250	Data is not available	Data is not available	Oversupply
10/23/2022 14:57	0:11	KWPPI	0.32464	19.51003	Oversupply
10/23/2022 14:57	0:10	SSA2	0.08382	0.00200	Oversupply
10/23/2022 14:57	0:10	SSA3	0.20837	-0.00100	Oversupply
10/23/2022 15:07	0:02	SSA2	0.02332	0.21100	Oversupply
10/23/2022 15:07	0:02	SSA3	0.05044	0.39400	Oversupply
10/23/2022 15:09	0:02	SSA2	0.02313	0.65100	Oversupply
10/23/2022 15:09	0:02	SSA3	0.05044	1.19200	Oversupply
10/23/2022 15:11	0:02	SSA2	0.02332	0.83300	Oversupply
10/23/2022 15:11	0:02	SSA3	0.05044	1.32600	Oversupply
10/23/2022 15:13	0:02	SSA2	0.01354	1.07600	Oversupply
10/23/2022 15:13	0:02	SSA3	0.04378	0.89200	Oversupply
10/23/2022 15:15	0:02	SSA2	0.01185	0.57200	Oversupply
10/23/2022 15:15	0:02	SSA3	0.01303	0.39200	Oversupply
10/23/2022 15:17	0:02	SSA2	0.01195	0.46100	Oversupply
10/23/2022 15:17	0:02	SSA3	0.01303	0.99400	Oversupply
10/23/2022 15:19	0:02	SSA2	0.01185	0.28000	Oversupply
10/23/2022 15:19	0:02	SSA3	0.01303	0.63400	Oversupply
10/23/2022 20:58	0:01	KWPPI	0.00535	19.46811	Oversupply
10/23/2022 21:00	0:04	KWPPI	0.03701	19.51901	Oversupply
10/23/2022 22:53	1:43	KWPPI	11.64859	21.09678	Oversupply
10/24/2022 0:44	1:13	KWPPI	7.45938	20.73851	Oversupply
10/24/2022 2:45	0:06	KWPPI	0.10267	10.01847	Oversupply
10/24/2022 3:12	0:03	KWPPI	0.03042	12.04931	Oversupply
10/24/2022 4:13	1:10	KWPPI	7.32635	15.34755	Oversupply
10/24/2022 5:24	0:02	KWPPI	0.01586	15.55313	Oversupply
10/24/2022 8:26	6:04	SSA2	12.94952	0.09900	Oversupply
10/24/2022 8:27	6:04	BS250	Data is not available	Data is not available	Oversupply
10/24/2022 8:28	6:23	KWPPI	74.47107	20.57385	Oversupply
10/24/2022 8:28	6:50	17-2	3.85033	0.75000	Oversupply
10/24/2022 8:28	6:20	SSA3	13.98185	0.36200	Oversupply
10/24/2022 8:53	1:09	AWE	4.97331	17.30000	Oversupply
10/24/2022 10:03	0:01	AWE	0.00366	17.60000	Oversupply
10/24/2022 10:21	0:24	AWE	0.85997	17.70000	Oversupply
10/24/2022 10:51	0:06	AWE	0.06742	17.50000	Oversupply
10/24/2022 11:00	1:21	AWE	5.99662	17.70000	Oversupply
10/24/2022 12:22	0:09	AWE	0.15893	17.70000	Oversupply
10/24/2022 12:32	0:18	AWE	0.71100	20.50000	Oversupply
10/24/2022 12:51	0:02	AWE	0.01352	20.60000	Oversupply
10/24/2022 12:54	0:03	AWE	0.02965	20.80000	Oversupply
10/24/2022 13:28	0:01	AWE	0.00361	19.90000	Oversupply
10/24/2022 13:30	0:01	AWE	0.00777	20.40000	Oversupply
10/24/2022 14:31	0:02	SSA2	0.07887	0.13600	Oversupply
10/24/2022 14:32	0:16	BS250	Data is not available	Data is not available	Oversupply
10/24/2022 14:33	0:18	SSA2	0.60520	0.00000	Oversupply



Maui Curtailment Report

October 2022

Start Date and Time	Duration (minutes)	IPP Curtailed	Estimated Curtailed MWH	Peak MW Curtailed	Reasons for Curtailment
10/24/2022 14:48	0:02	SSA3	0.04565	0.09800	Oversupply
10/24/2022 14:49	0:04	BS250	Data is not available	Data is not available	Oversupply
10/24/2022 14:50	0:02	SSA3	0.04603	-0.00500	Oversupply
10/24/2022 14:51	0:02	SSA2	0.04597	0.33500	Oversupply
10/24/2022 14:52	0:02	SSA3	0.04603	-0.00500	Oversupply
10/24/2022 14:53	0:02	SSA2	0.04559	1.15800	Oversupply
10/24/2022 14:56	0:02	SSA3	0.04603	0.68200	Oversupply
10/24/2022 14:57	0:02	SSA2	0.04559	1.52700	Oversupply
10/24/2022 14:58	0:02	SSA3	0.04509	1.87300	Oversupply
10/24/2022 14:59	0:02	SSA2	0.05058	2.34600	Oversupply
10/24/2022 15:00	0:02	SSA3	0.03474	1.80200	Oversupply
10/24/2022 15:01	0:03	BS250	Data is not available	Data is not available	Oversupply
10/24/2022 15:01	0:04	SSA2	0.08899	0.06300	Oversupply
10/24/2022 15:02	0:02	SSA3	0.03446	0.01500	Oversupply
10/24/2022 15:03	0:01	KWPPI	0.02788	19.05895	Oversupply
10/24/2022 15:04	0:02	SSA3	0.03474	-0.00500	Oversupply
10/24/2022 15:05	0:02	SSA2	0.04468	0.43400	Oversupply
10/24/2022 15:06	0:02	SSA3	0.03503	-0.00400	Oversupply
10/24/2022 15:07	0:02	SSA2	0.04468	0.70300	Oversupply
10/24/2022 15:10	0:02	SSA3	0.03503	1.74200	Oversupply
10/24/2022 15:11	0:02	SSA2	0.04505	1.42100	Oversupply
10/24/2022 15:12	0:02	SSA3	0.03446	1.39900	Oversupply
10/24/2022 15:15	0:02	SSA2	-0.00003	1.83600	Oversupply
10/24/2022 15:24	0:02	17-2	0.00745	0.24900	Oversupply
10/24/2022 15:27	0:01	17-2	0.00240	0.14400	Oversupply
10/24/2022 15:29	0:02	17-2	0.00575	0.18500	Oversupply
10/24/2022 15:29	0:02	SSA2	0.01668	2.30700	Oversupply
10/24/2022 17:15	0:01	17-2	0.00077	0.14500	Oversupply
10/24/2022 22:24	0:02	KWPPI	0.01316	15.42140	Oversupply
10/24/2022 22:27	0:07	KWPPI	0.08624	15.76869	Oversupply
10/24/2022 22:43	0:02	KWPPI	0.01439	15.46132	Oversupply
10/24/2022 22:47	0:58	KWPPI	4.40989	16.04113	Oversupply
10/25/2022 0:13	0:03	KWPPI	0.00930	5.13947	Oversupply
10/25/2022 0:18	0:03	KWPPI	0.01377	3.04376	Oversupply
10/25/2022 1:34	0:01	KWPPI	0.00241	0.14470	Oversupply
10/25/2022 3:15	11:29	KWPPI	136.86925	21.10276	Oversupply
10/25/2022 3:22	0:09	AWE	0.12621	18.20000	Oversupply
10/25/2022 3:52	0:01	AWE	0.00491	16.30000	Oversupply
10/25/2022 3:54	0:01	AWE	0.00220	16.70000	Oversupply
10/25/2022 3:56	0:02	AWE	0.00267	16.80000	Oversupply
10/25/2022 4:05	0:02	AWE	0.00837	15.30000	Oversupply
10/25/2022 4:11	0:03	AWE	0.01969	14.40000	Oversupply
10/25/2022 4:38	0:01	AWE	0.00563	17.90000	Oversupply
10/25/2022 4:40	0:02	AWE	0.03929	18.30000	Oversupply
10/25/2022 4:43	0:02	AWE	0.01369	18.20000	Oversupply
10/25/2022 4:46	0:17	AWE	0.43595	18.90000	Oversupply
10/25/2022 5:05	0:01	AWE	0.00080	18.30000	Oversupply
10/25/2022 5:07	0:01	AWE	0.00387	18.70000	Oversupply
10/25/2022 5:10	0:01	AWE	0.00135	19.90000	Oversupply
10/25/2022 5:12	0:01	AWE	0.00857	20.50000	Oversupply
10/25/2022 5:17	0:03	AWE	0.00807	19.70000	Oversupply
10/25/2022 5:23	0:04	AWE	0.03418	19.30000	Oversupply
10/25/2022 6:17	8:28	BS250	Data is not available	Data is not available	Oversupply
10/25/2022 6:31	8:13	SSA3	14.70097	0.00300	Oversupply
10/25/2022 6:37	8:11	SSA2	12.38365	0.00300	Oversupply
10/25/2022 6:53	8:10	17-2	3.25990	0.75000	Oversupply
10/25/2022 9:34	0:02	AWE	0.02647	20.50000	Oversupply
10/25/2022 9:37	0:01	AWE	0.00546	20.10000	Oversupply
10/25/2022 9:40	0:01	AWE	0.00824	20.30000	Oversupply
10/25/2022 9:43	0:01	AWE	0.01374	20.10000	Oversupply
10/25/2022 9:47	0:02	AWE	0.01128	20.50000	Oversupply
10/25/2022 9:50	0:08	AWE	0.05439	19.70000	Oversupply
10/25/2022 9:59	0:01	AWE	0.01372	16.80000	Oversupply
10/25/2022 10:02	0:01	AWE	0.00291	17.60000	Oversupply
10/25/2022 10:04	0:01	AWE	0.00011	17.40000	Oversupply
10/25/2022 10:39	0:24	AWE	0.67313	17.60000	Oversupply
10/25/2022 11:04	0:02	AWE	0.03961	17.40000	Oversupply
10/25/2022 11:07	0:23	AWE	0.96084	17.30000	Oversupply
10/25/2022 11:34	0:01	AWE	0.01673	17.50000	Oversupply
10/25/2022 11:36	0:01	AWE	0.01622	17.20000	Oversupply
10/25/2022 11:38	0:02	AWE	0.03928	17.40000	Oversupply
10/25/2022 11:41	0:02	AWE	0.01802	17.20000	Oversupply
10/25/2022 11:44	0:01	AWE	0.01906	17.20000	Oversupply



Maui Curtailment Report

October 2022

Start Date and Time	Duration (minutes)	IPP Curtailed	Estimated Curtailed MWH	Peak MW Curtailed	Reasons for Curtailment
10/25/2022 11:46	0:02	AWE	0.01582	17.00000	Oversupply
10/25/2022 11:49	0:02	AWE	0.06461	17.40000	Oversupply
10/25/2022 11:52	0:04	AWE	0.09433	17.00000	Oversupply
10/25/2022 11:57	1:16	AWE	3.93722	17.50000	Oversupply
10/25/2022 13:14	0:02	AWE	0.06711	17.30000	Oversupply
10/25/2022 13:17	0:01	AWE	0.02290	17.50000	Oversupply
10/25/2022 13:20	0:01	AWE	0.00214	17.50000	Oversupply
10/25/2022 13:22	0:01	AWE	0.00348	17.50000	Oversupply
10/25/2022 13:24	0:02	AWE	0.01797	17.80000	Oversupply
10/25/2022 13:30	0:01	AWE	0.00772	18.30000	Oversupply
10/25/2022 13:33	0:01	AWE	0.00879	20.70000	Oversupply
10/25/2022 13:36	0:02	AWE	0.02701	20.30000	Oversupply
10/25/2022 14:44	0:02	SSA3	0.04153	-0.00500	Oversupply
10/25/2022 14:45	0:02	KWPPII	0.04209	18.04203	Oversupply
10/25/2022 14:46	0:01	BS250	Data is not available	Data is not available	Oversupply
10/25/2022 14:46	0:02	SSA3	0.02778	-0.00400	Oversupply
10/25/2022 14:48	0:02	SSA2	0.03558	0.44600	Oversupply
10/25/2022 14:48	0:02	SSA3	0.02755	0.19800	Oversupply
10/25/2022 14:50	0:02	SSA2	0.03558	1.90800	Oversupply
10/25/2022 14:50	0:02	SSA3	0.02801	1.04800	Oversupply
10/25/2022 14:52	0:02	SSA2	0.03558	1.04800	Oversupply
10/25/2022 14:52	0:02	SSA3	0.02755	0.76200	Oversupply
10/25/2022 14:54	0:02	SSA2	0.03558	2.19900	Oversupply
10/25/2022 14:54	0:02	SSA3	0.02801	0.97700	Oversupply
10/25/2022 14:56	0:02	SSA2	0.03529	2.00400	Oversupply
10/25/2022 14:56	0:02	SSA3	0.02755	1.31200	Oversupply
10/25/2022 14:58	0:02	SSA2	0.03069	1.41500	Oversupply
10/25/2022 14:58	0:02	SSA3	0.02062	1.47500	Oversupply
10/25/2022 15:00	0:02	SSA2	-0.00152	1.99500	Oversupply
10/25/2022 15:00	0:02	SSA3	-0.00132	1.68900	Oversupply
10/25/2022 15:04	0:01	17-2	0.00698	0.42000	Oversupply
10/25/2022 15:04	0:02	SSA2	-0.00151	2.55800	Oversupply
10/25/2022 15:06	0:02	SSA3	-0.00131	1.73100	Oversupply
10/25/2022 15:07	0:03	17-2	0.00823	0.17100	Oversupply
10/25/2022 15:08	0:02	SSA3	-0.00132	1.71700	Oversupply
10/25/2022 15:14	0:02	SSA2	0.00136	2.48400	Oversupply
10/25/2022 15:15	0:01	17-2	0.00840	0.50400	Oversupply
10/25/2022 15:17	0:02	17-2	0.01692	0.70100	Oversupply
10/25/2022 15:18	0:02	SSA3	-0.00292	1.63800	Oversupply
10/25/2022 15:57	0:02	SSA3	-0.00130	1.23400	Oversupply
10/25/2022 15:58	0:02	SSA2	-0.00043	1.98800	Oversupply
10/25/2022 15:59	0:05	17-2	0.03500	0.60600	Oversupply
10/25/2022 16:00	0:02	SSA2	0.00079	1.27200	Oversupply
10/25/2022 16:01	0:02	SSA3	0.00049	0.70100	Oversupply
10/25/2022 16:02	0:02	SSA2	0.00079	1.85200	Oversupply
10/25/2022 16:03	0:02	SSA3	0.00048	1.15600	Oversupply
10/25/2022 16:11	0:01	17-2	0.00069	0.17400	Oversupply
10/25/2022 16:14	0:01	17-2	0.00145	0.10600	Oversupply
10/25/2022 21:44	0:01	KWPPII	0.00082	20.12976	Oversupply
10/25/2022 21:48	0:01	KWPPII	0.00384	19.85632	Oversupply
10/25/2022 21:50	0:44	KWPPII	2.44185	20.48902	Oversupply
10/25/2022 22:35	0:02	KWPPII	0.02001	19.81540	Oversupply
10/25/2022 22:57	0:51	KWPPII	3.93641	20.15371	Oversupply
10/25/2022 23:58	0:03	KWPPII	0.01453	15.47030	Oversupply
10/26/2022 0:03	0:01	KWPPII	0.00936	16.45828	Oversupply
10/26/2022 0:05	0:01	KWPPII	0.00783	15.37650	Oversupply
10/26/2022 0:07	8:41	KWPPII	99.87906	20.88122	Oversupply
10/26/2022 1:09	0:01	AWE	0.00632	16.60000	Oversupply
10/26/2022 1:11	0:06	AWE	0.08540	17.80000	Oversupply
10/26/2022 1:18	0:01	AWE	0.00256	16.80000	Oversupply
10/26/2022 1:50	0:02	AWE	0.00629	14.00000	Oversupply
10/26/2022 2:41	0:15	AWE	1.21402	19.40000	Oversupply
10/26/2022 2:58	0:04	AWE	0.07564	12.30000	Oversupply
10/26/2022 3:17	0:01	AWE	0.00036	6.70000	Oversupply
10/26/2022 3:20	0:01	AWE	0.00124	6.30000	Oversupply
10/26/2022 5:41	0:01	AWE	0.01284	20.10000	Oversupply
10/26/2022 6:17	2:32	BS250	Data is not available	Data is not available	Oversupply
10/26/2022 6:31	2:18	SSA3	1.42476	0.00200	Oversupply
10/26/2022 6:38	2:11	SSA2	0.45760	0.01400	Oversupply
10/26/2022 7:09	1:40	17-2	0.35005	0.63100	Oversupply
10/26/2022 8:49	0:02	SSA3	0.03818	0.36600	Oversupply
10/26/2022 8:51	5:52	SSA3	11.55985	1.64200	Oversupply
10/26/2022 8:51	2:15	SSA2	2.04858	0.01500	Oversupply



Maui Curtailment Report

October 2022

Start Date and Time	Duration (minutes)	IPP Curtailed	Estimated Curtailed MWH	Peak MW Curtailed	Reasons for Curtailment
10/26/2022 8:52	2:14	BS250	Data is not available	Data is not available	Oversupply
10/26/2022 8:52	5:55	17-2	2.76936	0.75000	Oversupply
10/26/2022 8:52	5:52	KWPII	99.14729	20.84030	Oversupply
10/26/2022 9:13	0:01	AWE	0.00128	16.30000	Oversupply
10/26/2022 9:15	0:18	AWE	0.71169	17.60000	Oversupply
10/26/2022 10:03	0:07	AWE	0.27900	17.30000	Oversupply
10/26/2022 10:11	0:03	AWE	0.12256	16.80000	Oversupply
10/26/2022 10:15	0:01	AWE	0.01663	16.00000	Oversupply
10/26/2022 10:18	0:01	AWE	0.00268	16.50000	Oversupply
10/26/2022 10:53	0:08	AWE	0.13703	15.60000	Oversupply
10/26/2022 11:06	0:01	AWE	0.00684	13.70000	Oversupply
10/26/2022 11:06	3:37	SSA2	6.32598	0.13200	Oversupply
10/26/2022 11:07	3:36	BS250	Data is not available	Data is not available	Oversupply
10/26/2022 11:08	0:02	AWE	0.00912	15.30000	Oversupply
10/26/2022 11:13	0:31	AWE	1.13182	17.40000	Oversupply
10/26/2022 11:45	0:01	AWE	0.00822	15.50000	Oversupply
10/26/2022 11:47	0:01	AWE	0.00093	16.20000	Oversupply
10/26/2022 12:11	0:05	AWE	0.07202	12.50000	Oversupply
10/26/2022 12:17	0:29	AWE	2.61643	17.20000	Oversupply
10/26/2022 12:48	0:05	AWE	0.24038	17.20000	Oversupply
10/26/2022 13:03	0:01	AWE	0.01304	11.20000	Oversupply
10/26/2022 13:06	0:01	AWE	0.00120	10.70000	Oversupply
10/26/2022 13:09	0:03	AWE	0.03111	11.50000	Oversupply
10/26/2022 13:35	0:06	AWE	0.28023	20.00000	Oversupply
10/26/2022 13:52	0:05	AWE	0.15882	20.30000	Oversupply
10/26/2022 13:58	0:03	AWE	0.10930	19.60000	Oversupply
10/26/2022 14:43	0:02	SSA3	0.05247	0.20400	Oversupply
10/26/2022 14:43	0:02	SSA2	0.01894	0.16300	Oversupply
10/26/2022 14:45	0:02	SSA3	0.00379	1.18700	Oversupply
10/26/2022 14:45	0:02	SSA2	0.01856	0.50800	Oversupply
10/26/2022 14:49	0:05	17-2	0.03497	0.70300	Oversupply
10/26/2022 14:56	0:03	17-2	0.02640	0.75000	Oversupply
10/26/2022 15:01	0:01	17-2	0.00018	0.65500	Oversupply
10/26/2022 15:03	0:01	17-2	0.00651	0.56900	Oversupply
10/26/2022 15:05	0:02	SSA3	0.01880	0.75600	Oversupply
10/26/2022 15:05	0:02	SSA2	0.05387	1.75500	Oversupply
10/26/2022 15:06	0:22	17-2	0.22977	0.75000	Oversupply
10/26/2022 15:07	0:02	SSA3	0.01895	0.41300	Oversupply
10/26/2022 15:07	0:02	SSA2	0.05432	0.76900	Oversupply
10/26/2022 15:09	0:04	BS250	Data is not available	Data is not available	Oversupply
10/26/2022 15:09	0:04	SSA3	0.03791	0.03400	Oversupply
10/26/2022 15:09	0:04	SSA2	0.10819	0.01300	Oversupply
10/26/2022 15:10	0:03	KWPII	0.10705	19.49206	Oversupply
10/26/2022 15:13	0:02	SSA2	0.06187	0.78000	Oversupply
10/26/2022 15:13	0:02	SSA3	0.02360	-0.00300	Oversupply
10/26/2022 15:15	0:02	SSA2	0.04665	0.57900	Oversupply
10/26/2022 15:15	0:02	SSA3	0.01951	0.28600	Oversupply
10/26/2022 15:17	0:02	SSA2	0.04627	1.24300	Oversupply
10/26/2022 15:17	0:02	SSA3	0.01935	0.24100	Oversupply
10/26/2022 15:19	0:08	BS250	Data is not available	Data is not available	Oversupply
10/26/2022 15:19	0:08	SSA2	0.18470	0.02100	Oversupply
10/26/2022 15:19	0:08	SSA3	0.07772	0.00700	Oversupply
10/26/2022 15:20	0:07	KWPII	0.11867	20.97403	Oversupply
10/26/2022 16:06	0:20	17-2	0.03951	0.34500	Oversupply
10/26/2022 16:06	0:02	SSA2	0.02164	0.65100	Oversupply
10/26/2022 16:06	0:02	SSA3	0.01229	0.80800	Oversupply
10/26/2022 16:08	0:02	SSA2	0.02182	0.79200	Oversupply
10/26/2022 16:08	0:02	SSA3	0.01239	0.24000	Oversupply
10/26/2022 16:10	0:02	SSA2	0.02182	0.25500	Oversupply
10/26/2022 16:10	0:02	SSA3	0.01229	0.25000	Oversupply
10/26/2022 16:12	0:01	BS250	Data is not available	Data is not available	Oversupply
10/26/2022 16:12	0:12	SSA2	0.15188	0.01700	Oversupply
10/26/2022 16:12	0:02	SSA3	0.01239	0.04600	Oversupply
10/26/2022 16:13	0:12	KWPII	0.27742	20.87223	Oversupply
10/26/2022 16:14	0:10	BS250	Data is not available	Data is not available	Oversupply
10/26/2022 16:14	0:10	SSA3	0.08313	0.01000	Oversupply
10/26/2022 16:24	0:02	SSA2	0.02568	0.34400	Oversupply
10/26/2022 16:24	0:02	SSA3	0.01661	0.14500	Oversupply
10/26/2022 17:34	0:12	SSA2	0.00573	0.05300	Oversupply
10/26/2022 17:35	0:12	BS250	Data is not available	Data is not available	Oversupply
10/26/2022 17:35	0:07	17-2	0.00238	0.02900	Oversupply
10/26/2022 17:35	0:13	KWPII	0.47758	20.78242	Oversupply
10/26/2022 18:33	0:09	KWPII	0.14050	20.76046	Oversupply



Maui Curtailment Report

October 2022

Start Date and Time	Duration (minutes)	IPP Curtailed	Estimated Curtailed MWH	Peak MW Curtailed	Reasons for Curtailment
10/26/2022 21:46	7:28	KWPPII	82.08339	20.88421	Oversupply
10/27/2022 0:21	0:01	AWE	0.00333	0.20000	Oversupply
10/27/2022 1:35	0:55	AWE	4.95820	21.00000	Oversupply
10/27/2022 2:31	0:03	AWE	0.06278	12.40000	Oversupply
10/27/2022 2:35	0:18	AWE	0.73774	14.90000	Oversupply
10/27/2022 2:54	0:01	AWE	0.00354	10.50000	Oversupply
10/27/2022 2:57	0:16	AWE	0.43738	15.70000	Oversupply
10/27/2022 5:18	0:01	KWPPII	0.00200	20.57584	Oversupply
10/27/2022 5:41	0:03	KWPPII	0.01674	20.77543	Oversupply
10/27/2022 8:01	0:01	17-2	0.00148	0.14300	Oversupply
10/27/2022 8:02	0:02	SSA2	0.01119	0.18800	Oversupply
10/27/2022 8:03	0:20	17-2	0.05307	0.22200	Oversupply
10/27/2022 8:03	0:02	SSA3	0.02186	0.53300	Oversupply
10/27/2022 8:04	0:12	BS250	Data is not available	Data is not available	Oversupply
10/27/2022 8:04	0:12	SSA2	0.06618	0.00800	Oversupply
10/27/2022 8:05	0:12	KWPPII	0.16413	20.80238	Oversupply
10/27/2022 8:05	0:12	SSA3	0.12655	0.00000	Oversupply
10/27/2022 8:17	0:02	SSA2	0.00783	0.17300	Oversupply
10/27/2022 8:17	0:02	SSA3	0.01514	0.17600	Oversupply
10/27/2022 8:18	0:03	BS250	Data is not available	Data is not available	Oversupply
10/27/2022 8:19	0:02	SSA2	0.00789	0.00300	Oversupply
10/27/2022 8:19	0:02	KWPPII	0.00477	20.75048	Oversupply
10/27/2022 8:19	0:04	SSA3	0.03054	0.00400	Oversupply
10/27/2022 8:21	0:02	SSA2	0.00783	0.03500	Oversupply
10/27/2022 8:25	0:01	AWE	0.00167	0.10000	Oversupply
10/27/2022 8:25	1:47	17-2	0.74959	0.75000	Oversupply
10/27/2022 8:25	0:02	SSA2	0.00789	0.21500	Oversupply
10/27/2022 8:25	0:02	SSA3	0.01527	0.57800	Oversupply
10/27/2022 8:27	0:06	SSA2	0.03202	0.15900	Oversupply
10/27/2022 8:27	0:02	SSA3	0.01514	0.23100	Oversupply
10/27/2022 8:28	0:04	BS250	Data is not available	Data is not available	Oversupply
10/27/2022 8:29	0:03	KWPPII	0.04807	20.76346	Oversupply
10/27/2022 8:29	0:02	SSA3	0.01854	0.00200	Oversupply
10/27/2022 8:31	0:02	SSA3	0.03707	0.05200	Oversupply
10/27/2022 8:33	0:02	SSA2	0.01571	0.21500	Oversupply
10/27/2022 8:33	0:02	SSA3	0.03769	0.45200	Oversupply
10/27/2022 8:34	0:56	BS250	Data is not available	Data is not available	Oversupply
10/27/2022 8:35	1:02	SSA2	1.41840	0.00700	Oversupply
10/27/2022 8:35	0:49	SSA3	1.03730	0.00200	Oversupply
10/27/2022 8:36	0:50	KWPPII	5.64419	20.84030	Oversupply
10/27/2022 9:09	0:01	AWE	0.00333	0.20000	Oversupply
10/27/2022 9:24	0:02	SSA3	0.04760	0.00500	Oversupply
10/27/2022 9:26	0:04	SSA3	0.09482	0.00100	Oversupply
10/27/2022 9:27	0:04	KWPPII	0.11416	20.62175	Oversupply
10/27/2022 9:30	0:02	SSA3	0.07381	0.10600	Oversupply
10/27/2022 9:31	0:37	BS250	Data is not available	Data is not available	Oversupply
10/27/2022 9:32	0:37	KWPPII	2.60833	20.72254	Oversupply
10/27/2022 9:32	0:04	SSA3	0.14581	0.01700	Oversupply
10/27/2022 9:36	0:02	SSA3	0.07381	0.00000	Oversupply
10/27/2022 9:37	0:30	SSA2	0.48717	0.02000	Oversupply
10/27/2022 9:38	0:30	SSA3	1.06293	0.01400	Oversupply
10/27/2022 10:07	0:02	SSA2	0.04855	0.02500	Oversupply
10/27/2022 10:09	0:02	SSA2	0.04895	0.84200	Oversupply
10/27/2022 10:10	0:02	SSA3	0.04976	0.37400	Oversupply
10/27/2022 10:12	0:55	SSA3	1.56801	0.00200	Oversupply
10/27/2022 10:13	0:05	BS250	Data is not available	Data is not available	Oversupply
10/27/2022 10:13	1:35	17-2	0.78636	0.75000	Oversupply
10/27/2022 10:13	0:52	SSA2	1.47409	0.23600	Oversupply
10/27/2022 10:14	0:54	KWPPII	6.37387	20.45110	Oversupply
10/27/2022 10:23	0:43	BS250	Data is not available	Data is not available	Oversupply
10/27/2022 11:06	0:02	SSA2	0.03236	0.09400	Oversupply
10/27/2022 11:07	0:01	BS250	Data is not available	Data is not available	Oversupply
10/27/2022 11:07	0:02	SSA3	0.05569	0.33100	Oversupply
10/27/2022 11:08	0:02	SSA2	0.03236	0.26500	Oversupply
10/27/2022 11:10	0:02	SSA2	0.03236	0.26400	Oversupply
10/27/2022 11:11	0:14	SSA3	0.32285	0.99700	Oversupply
10/27/2022 11:12	0:13	BS250	Data is not available	Data is not available	Oversupply
10/27/2022 11:12	0:14	SSA2	0.25286	0.03200	Oversupply
10/27/2022 11:13	0:13	KWPPII	0.79603	20.45309	Oversupply
10/27/2022 11:25	0:02	SSA3	0.04201	0.65300	Oversupply
10/27/2022 11:26	0:02	SSA2	0.03760	0.70600	Oversupply
10/27/2022 11:27	0:02	SSA3	0.04201	1.15200	Oversupply
10/27/2022 11:28	0:15	BS250	Data is not available	Data is not available	Oversupply



Maui Curtailment Report

October 2022

Start Date and Time	Duration (minutes)	IPP Curtailed	Estimated Curtailed MWH	Peak MW Curtailed	Reasons for Curtailment
10/27/2022 11:28	0:18	SSA2	0.52403	0.28000	Oversupply
10/27/2022 11:29	0:16	SSA3	0.67998	0.00400	Oversupply
10/27/2022 11:30	0:12	KWPPII	0.93644	19.25754	Oversupply
10/27/2022 11:43	0:02	KWPPII	0.02928	17.14787	Oversupply
10/27/2022 11:44	0:01	BS250	Data is not available	Data is not available	Oversupply
10/27/2022 11:46	0:02	SSA2	0.06823	0.82200	Oversupply
10/27/2022 11:48	0:02	SSA2	0.06823	0.95400	Oversupply
10/27/2022 11:50	0:03	17-2	0.02487	0.75000	Oversupply
10/27/2022 11:50	0:02	SSA3	0.00986	2.47500	Oversupply
10/27/2022 11:50	0:02	SSA2	0.06767	1.01700	Oversupply
10/27/2022 11:54	0:02	SSA2	0.06823	1.01900	Oversupply
10/27/2022 11:55	0:09	17-2	0.10795	0.75000	Oversupply
10/27/2022 11:56	0:02	SSA3	0.00986	0.79900	Oversupply
10/27/2022 11:56	0:02	SSA2	0.06823	0.84400	Oversupply
10/27/2022 11:57	0:01	BS250	Data is not available	Data is not available	Oversupply
10/27/2022 11:58	0:02	SSA2	0.06920	0.94500	Oversupply
10/27/2022 12:00	0:02	SSA2	0.06308	0.99000	Oversupply
10/27/2022 12:02	0:02	SSA3	0.02571	1.49400	Oversupply
10/27/2022 12:02	0:02	SSA2	0.06205	0.84800	Oversupply
10/27/2022 12:06	0:02	SSA3	0.02488	2.40800	Oversupply
10/27/2022 12:06	0:02	SSA2	0.06257	0.88400	Oversupply
10/27/2022 12:07	0:03	17-2	0.02490	0.61600	Oversupply
10/27/2022 12:08	0:02	SSA3	0.02530	0.89100	Oversupply
10/27/2022 12:12	0:01	BS250	Data is not available	Data is not available	Oversupply
10/27/2022 12:12	0:06	17-2	0.06658	0.75000	Oversupply
10/27/2022 12:12	0:02	SSA3	0.02509	0.41100	Oversupply
10/27/2022 12:12	0:04	SSA2	0.12838	0.85900	Oversupply
10/27/2022 12:14	0:02	SSA3	0.01388	0.19900	Oversupply
10/27/2022 12:16	0:02	SSA3	0.00465	0.99700	Oversupply
10/27/2022 12:16	0:02	SSA2	0.04735	0.24700	Oversupply
10/27/2022 12:34	0:02	17-2	0.01627	0.75000	Oversupply
10/27/2022 12:35	0:02	SSA2	0.02740	0.25400	Oversupply
10/27/2022 13:36	0:01	17-2	0.00403	0.75000	Oversupply
10/27/2022 14:18	0:03	17-2	0.00257	0.75000	Oversupply
10/27/2022 14:21	0:02	SSA2	0.06841	0.89300	Oversupply
10/27/2022 14:22	0:06	17-2	0.06130	0.75000	Oversupply
10/27/2022 14:22	0:02	SSA3	0.00574	1.83100	Oversupply
10/27/2022 14:23	0:02	SSA2	0.06784	0.88200	Oversupply
10/27/2022 14:24	0:02	SSA3	0.00574	1.44100	Oversupply
10/27/2022 14:25	0:02	SSA2	0.06841	0.87900	Oversupply
10/27/2022 14:33	0:01	17-2	0.00432	0.25900	Oversupply
10/27/2022 14:34	0:02	SSA3	-0.00193	2.17400	Oversupply
10/27/2022 14:35	0:02	17-2	0.01410	0.64800	Oversupply
10/27/2022 14:35	0:02	SSA2	0.02981	0.56500	Oversupply
10/28/2022 2:05	0:01	KWPPII	0.00433	16.29262	Oversupply
10/28/2022 2:07	0:28	KWPPII	0.73139	17.24966	Oversupply
10/28/2022 2:36	0:01	KWPPII	0.00511	15.74773	Oversupply
10/28/2022 2:38	0:02	KWPPII	0.00942	15.08509	Oversupply
10/28/2022 2:51	0:03	KWPPII	0.02412	15.15794	Oversupply
10/28/2022 2:55	0:32	KWPPII	1.12109	15.48028	Oversupply
10/28/2022 3:28	1:04	KWPPII	1.88916	18.22366	Oversupply
10/28/2022 9:14	0:01	17-2	0.00162	0.75000	Oversupply
10/28/2022 9:23	0:01	17-2	0.00356	0.75000	Oversupply
10/28/2022 9:34	0:02	SSA2	0.03472	0.32600	Oversupply
10/28/2022 9:38	0:01	17-2	0.00442	0.26500	Oversupply
10/28/2022 9:40	0:01	17-2	0.01250	0.75000	Oversupply
10/28/2022 9:42	0:02	SSA2	0.03501	0.76300	Oversupply
10/28/2022 9:43	0:01	17-2	0.01250	0.75000	Oversupply
10/28/2022 9:52	0:04	17-2	0.02873	0.75000	Oversupply
10/28/2022 9:52	0:02	SSA2	0.04083	0.68400	Oversupply
10/28/2022 9:53	0:02	SSA3	-0.00170	2.03700	Oversupply
10/28/2022 9:54	0:02	SSA2	0.04151	0.38000	Oversupply
10/28/2022 10:02	0:02	SSA2	0.04005	0.30600	Oversupply
10/28/2022 10:03	0:01	17-2	0.01250	0.75000	Oversupply
10/28/2022 10:04	0:02	SSA2	0.04005	0.47900	Oversupply
10/28/2022 10:05	0:02	17-2	0.00396	0.75000	Oversupply
10/28/2022 10:09	0:01	17-2	0.00026	0.29800	Oversupply
10/28/2022 10:11	0:02	SSA3	0.00101	2.17400	Oversupply
10/28/2022 10:12	0:02	17-2	0.01652	0.61000	Oversupply
10/28/2022 10:12	0:02	SSA2	0.03972	0.82600	Oversupply
10/28/2022 10:13	0:02	SSA3	0.00393	1.80500	Oversupply
10/28/2022 10:14	0:02	SSA2	0.04005	0.66400	Oversupply
10/28/2022 10:15	1:17	17-2	0.62216	0.75000	Oversupply



Maui Curtailment Report

October 2022

Start Date and Time	Duration (minutes)	IPP Curtailed	Estimated Curtailed MWH	Peak MW Curtailed	Reasons for Curtailment
10/28/2022 10:15	0:02	SSA3	0.01701	2.19200	Oversupply
10/28/2022 10:16	0:02	SSA2	0.05635	0.81400	Oversupply
10/28/2022 10:17	0:02	SSA3	0.01687	1.71000	Oversupply
10/28/2022 10:19	0:02	SSA3	0.01687	1.44400	Oversupply
10/28/2022 10:20	0:02	SSA2	0.05635	0.33700	Oversupply
10/28/2022 10:21	0:02	SSA3	0.01687	1.39800	Oversupply
10/28/2022 10:22	0:02	SSA2	0.05588	0.81300	Oversupply
10/28/2022 10:23	0:02	SSA3	0.01701	1.58700	Oversupply
10/28/2022 10:24	0:02	SSA2	0.05681	0.83000	Oversupply
10/28/2022 10:25	0:02	SSA3	0.01701	2.20600	Oversupply
10/28/2022 10:26	0:02	SSA2	0.05588	0.31500	Oversupply
10/28/2022 10:27	0:02	SSA3	0.01687	1.43900	Oversupply
10/28/2022 10:28	0:02	SSA2	0.05961	0.77900	Oversupply
10/28/2022 10:29	0:02	SSA3	0.04955	1.81700	Oversupply
10/28/2022 10:30	0:02	SSA2	0.06759	0.84700	Oversupply
10/28/2022 10:31	0:02	SSA3	0.05926	1.70000	Oversupply
10/28/2022 10:32	0:02	SSA2	0.06703	0.78500	Oversupply
10/28/2022 10:33	0:02	SSA3	0.05829	1.40300	Oversupply
10/28/2022 10:34	0:02	SSA2	0.06759	0.84300	Oversupply
10/28/2022 10:35	0:02	SSA3	0.05926	0.87300	Oversupply
10/28/2022 10:36	0:02	SSA2	0.06759	0.83500	Oversupply
10/28/2022 10:37	0:02	SSA3	0.05829	0.02000	Oversupply
10/28/2022 10:38	0:35	BS250	Data is not available	Data is not available	Oversupply
10/28/2022 10:38	0:06	SSA2	0.20222	0.01100	Oversupply
10/28/2022 10:39	0:01	KWP/II	0.01105	7.11143	Oversupply
10/28/2022 10:39	0:02	SSA3	0.05878	0.02500	Oversupply
10/28/2022 10:41	0:01	KWP/II	0.00583	6.67832	Oversupply
10/28/2022 10:41	0:02	SSA3	0.05926	0.17200	Oversupply
10/28/2022 10:43	0:02	SSA3	0.06704	0.01100	Oversupply
10/28/2022 10:44	0:01	KWP/II	0.00590	5.29315	Oversupply
10/28/2022 10:44	0:30	SSA2	1.12615	0.19600	Oversupply
10/28/2022 10:45	0:28	SSA3	1.14633	0.03300	Oversupply
10/28/2022 10:46	0:29	KWP/II	1.05187	8.70916	Oversupply
10/28/2022 11:14	0:02	SSA3	0.05333	0.01700	Oversupply
10/28/2022 11:15	0:02	SSA2	0.05790	0.72100	Oversupply
10/28/2022 11:16	0:02	SSA3	0.03180	0.30900	Oversupply
10/28/2022 11:17	0:02	SSA2	0.05743	0.82700	Oversupply
10/28/2022 11:18	0:02	SSA3	0.03206	0.80300	Oversupply
10/28/2022 11:19	0:02	SSA2	0.05790	0.83400	Oversupply
10/28/2022 11:20	0:02	SSA3	0.03206	1.64100	Oversupply
10/28/2022 11:21	0:02	SSA2	0.05743	0.81000	Oversupply
10/28/2022 11:22	0:02	SSA3	0.03154	1.16900	Oversupply
10/28/2022 11:23	0:02	SSA2	0.05743	0.85700	Oversupply
10/28/2022 11:24	0:02	SSA3	0.03443	1.04600	Oversupply
10/28/2022 11:25	0:02	SSA2	0.05790	0.89000	Oversupply
10/28/2022 11:26	0:02	SSA3	0.03180	2.45200	Oversupply
10/28/2022 11:27	0:02	SSA2	0.05790	0.87900	Oversupply
10/28/2022 11:29	0:02	SSA2	0.05790	0.88300	Oversupply
10/28/2022 11:30	0:02	SSA3	0.03690	2.11100	Oversupply
10/28/2022 11:33	0:21	17-2	0.17900	0.75000	Oversupply
10/28/2022 11:33	0:02	SSA2	0.05951	0.87500	Oversupply
10/28/2022 11:34	0:02	SSA3	0.03721	1.44800	Oversupply
10/28/2022 11:35	0:02	SSA2	0.05901	0.85300	Oversupply
10/28/2022 11:36	0:02	SSA3	0.03721	0.91700	Oversupply
10/28/2022 11:37	0:01	BS250	Data is not available	Data is not available	Oversupply
10/28/2022 11:37	0:02	SSA2	0.06000	0.70100	Oversupply
10/28/2022 11:38	0:01	KWP/II	0.01538	4.94187	Oversupply
10/28/2022 11:38	0:02	SSA3	0.03752	0.27800	Oversupply
10/28/2022 11:39	0:02	SSA2	0.05951	0.83500	Oversupply
10/28/2022 11:40	0:02	SSA3	0.03752	1.36200	Oversupply
10/28/2022 11:41	0:02	SSA2	0.05951	0.84000	Oversupply
10/28/2022 11:42	0:02	SSA3	0.03752	1.62200	Oversupply
10/28/2022 11:43	0:02	SSA2	0.06005	0.84900	Oversupply
10/28/2022 11:44	0:02	SSA3	0.01832	1.83600	Oversupply
10/28/2022 11:45	0:02	SSA2	0.05538	0.86300	Oversupply
10/28/2022 11:46	0:02	SSA3	0.00811	2.45900	Oversupply
10/28/2022 11:48	0:02	SSA3	0.00798	1.91700	Oversupply
10/28/2022 11:49	0:02	SSA2	0.05538	0.90200	Oversupply
10/28/2022 11:52	0:02	SSA3	0.00811	2.56100	Oversupply
10/28/2022 13:26	0:01	KWP/II	0.00037	0.02196	Oversupply
10/28/2022 13:43	0:02	SSA3	-0.01360	0.65300	Oversupply
10/28/2022 13:44	0:02	17-2	0.00816	0.39800	Oversupply
10/28/2022 13:44	0:02	SSA2	0.03803	0.83300	Oversupply



Maui Curtailment Report

October 2022

Start Date and Time	Duration (minutes)	IPP Curtailed	Estimated Curtailed MWH	Peak MW Curtailed	Reasons for Curtailment
10/28/2022 13:47	0:03	17-2	0.01910	0.39800	Oversupply
10/28/2022 13:48	0:02	SSA2	0.04767	1.94800	Oversupply
10/28/2022 13:55	0:06	17-2	0.03766	0.39800	Oversupply
10/28/2022 13:56	0:02	SSA3	0.01154	2.59300	Oversupply
10/28/2022 13:56	0:02	SSA2	0.04767	0.92100	Oversupply
10/28/2022 13:58	0:02	SSA3	0.01569	2.16900	Oversupply
10/28/2022 13:58	0:02	SSA2	0.05139	0.90900	Oversupply
10/28/2022 22:17	0:02	KWPPI	0.00520	20.88022	Oversupply
10/28/2022 22:21	0:01	KWPPI	0.00070	20.78441	Oversupply
10/28/2022 22:28	6:42	KWPPI	89.33847	20.87523	Oversupply
10/29/2022 0:32	0:44	AWE	1.61919	18.30000	Oversupply
10/29/2022 1:21	0:06	AWE	0.06479	15.30000	Oversupply
10/29/2022 1:30	0:01	AWE	0.00503	14.90000	Oversupply
10/29/2022 1:35	0:05	AWE	0.03189	15.30000	Oversupply
10/29/2022 1:49	0:08	AWE	0.06817	16.10000	Oversupply
10/29/2022 1:58	0:01	AWE	0.00936	14.70000	Oversupply
10/29/2022 3:39	0:13	AWE	0.27336	17.60000	Oversupply
10/29/2022 3:53	0:11	AWE	0.24990	17.00000	Oversupply
10/29/2022 4:05	0:02	AWE	0.01817	16.30000	Oversupply
10/29/2022 5:18	0:01	KWPPI	0.00002	18.51107	Oversupply
10/29/2022 5:20	0:01	KWPPI	0.00661	19.12282	Oversupply
10/29/2022 5:22	0:16	KWPPI	0.94445	18.79948	Oversupply
10/29/2022 7:01	0:02	SSA2	0.00281	0.01500	Oversupply
10/29/2022 7:02	0:01	BS250	Data is not available	Data is not available	Oversupply
10/29/2022 7:02	0:01	17-2	0.00018	0.01600	Oversupply
10/29/2022 7:12	0:01	17-2	0.00035	0.02600	Oversupply
10/29/2022 7:13	0:01	BS250	Data is not available	Data is not available	Oversupply
10/29/2022 7:14	0:01	17-2	0.00035	0.02600	Oversupply
10/29/2022 7:17	0:02	SSA3	0.01047	0.30600	Oversupply
10/29/2022 7:17	0:02	SSA2	0.00392	0.02500	Oversupply
10/29/2022 7:18	0:01	BS250	Data is not available	Data is not available	Oversupply
10/29/2022 7:18	0:08	17-2	0.00280	0.02600	Oversupply
10/29/2022 7:19	0:01	KWPPI	0.00952	18.25759	Oversupply
10/29/2022 7:19	0:02	SSA3	0.01064	0.11500	Oversupply
10/29/2022 7:22	0:04	SSA2	0.00774	0.03000	Oversupply
10/29/2022 7:23	0:01	BS250	Data is not available	Data is not available	Oversupply
10/29/2022 7:23	0:02	SSA3	0.01056	0.00600	Oversupply
10/29/2022 7:24	0:01	KWPPI	0.00838	18.46916	Oversupply
10/29/2022 7:26	0:01	BS250	Data is not available	Data is not available	Oversupply
10/29/2022 7:26	0:02	SSA2	0.00389	0.02900	Oversupply
10/29/2022 7:27	0:18	SSA3	0.15119	0.01000	Oversupply
10/29/2022 7:28	0:17	BS250	Data is not available	Data is not available	Oversupply
10/29/2022 7:28	0:18	KWPPI	0.58731	19.36931	Oversupply
10/29/2022 7:28	0:42	17-2	0.07709	0.40700	Oversupply
10/29/2022 7:28	0:18	SSA2	0.07246	0.03100	Oversupply
10/29/2022 7:47	0:02	SSA3	0.02092	0.57100	Oversupply
10/29/2022 7:48	0:09	BS250	Data is not available	Data is not available	Oversupply
10/29/2022 7:48	0:02	SSA2	0.00929	0.04400	Oversupply
10/29/2022 7:49	0:02	SSA3	0.02110	0.01000	Oversupply
10/29/2022 7:50	0:08	SSA2	0.03710	0.00100	Oversupply
10/29/2022 7:51	0:02	SSA3	0.02110	0.17500	Oversupply
10/29/2022 7:52	0:06	KWPPI	0.06361	19.46312	Oversupply
10/29/2022 7:53	0:04	SSA3	0.04237	0.00100	Oversupply
10/29/2022 7:57	0:02	SSA3	0.02092	0.14400	Oversupply
10/29/2022 7:59	0:07	BS250	Data is not available	Data is not available	Oversupply
10/29/2022 7:59	0:08	SSA3	0.05266	0.02600	Oversupply
10/29/2022 8:00	0:10	SSA2	0.06083	0.00100	Oversupply
10/29/2022 8:02	0:07	KWPPI	0.07816	19.34636	Oversupply
10/29/2022 8:07	0:01	BS250	Data is not available	Data is not available	Oversupply
10/29/2022 8:07	0:02	SSA3	0.01430	0.02200	Oversupply
10/29/2022 8:46	6:11	17-2	3.92845	0.75000	Oversupply
10/29/2022 8:46	0:02	SSA3	0.04495	0.47500	Oversupply
10/29/2022 8:46	1:45	SSA2	2.42558	0.44700	Oversupply
10/29/2022 8:48	1:43	BS250	Data is not available	Data is not available	Oversupply
10/29/2022 8:48	1:43	SSA3	3.10456	0.01300	Oversupply
10/29/2022 8:49	1:41	KWPPI	10.02599	18.76954	Oversupply
10/29/2022 10:31	0:01	KWPPI	0.00424	16.63092	Oversupply
10/29/2022 10:31	0:02	SSA2	0.07044	0.12800	Oversupply
10/29/2022 10:31	0:02	SSA3	0.06818	0.25300	Oversupply
10/29/2022 10:33	0:02	SSA2	0.07044	0.72100	Oversupply
10/29/2022 10:33	0:02	SSA3	0.06709	1.73300	Oversupply
10/29/2022 10:35	0:02	SSA2	0.07103	0.73600	Oversupply
10/29/2022 10:35	0:02	SSA3	0.06599	0.51400	Oversupply



Maui Curtailment Report

October 2022

Start Date and Time	Duration (minutes)	IPP Curtailed	Estimated Curtailed MWH	Peak MW Curtailed	Reasons for Curtailment
10/29/2022 10:36	4:09	BS250	Data is not available	Data is not available	Oversupply
10/29/2022 10:37	4:10	SSA2	9.66938	0.05300	Oversupply
10/29/2022 10:37	4:08	SSA3	9.81731	0.02400	Oversupply
10/29/2022 10:38	4:08	KWP11	43.96660	20.94509	Oversupply
10/29/2022 12:54	0:47	AWE	1.84880	20.20000	Oversupply
10/29/2022 14:45	0:02	SSA3	0.02036	0.18900	Oversupply
10/29/2022 14:46	0:02	SSA2	0.02989	0.40200	Oversupply
10/29/2022 14:47	0:03	BS250	Data is not available	Data is not available	Oversupply
10/29/2022 14:47	0:02	SSA3	0.02069	0.38500	Oversupply
10/29/2022 14:48	0:02	SSA2	0.02989	0.29200	Oversupply
10/29/2022 14:49	0:02	SSA3	0.02052	0.43500	Oversupply
10/29/2022 14:51	0:02	SSA2	0.02989	1.01500	Oversupply
10/29/2022 14:51	0:02	SSA3	0.02036	1.32900	Oversupply
10/29/2022 14:53	0:02	SSA3	0.02036	1.85900	Oversupply
10/29/2022 14:55	0:02	SSA2	0.02964	1.67700	Oversupply
10/29/2022 14:55	0:02	SSA3	0.02069	2.03400	Oversupply
10/29/2022 15:01	0:01	17-2	0.01208	0.72500	Oversupply
10/29/2022 15:15	0:01	17-2	0.00046	0.69600	Oversupply
10/29/2022 15:17	0:01	17-2	0.01068	0.64100	Oversupply
10/29/2022 15:20	0:10	17-2	0.10275	0.73000	Oversupply
10/29/2022 15:20	0:02	SSA3	-0.00012	1.35800	Oversupply
10/29/2022 15:21	0:02	SSA2	0.00400	1.91100	Oversupply
10/29/2022 15:23	0:02	SSA2	0.00397	2.32900	Oversupply
10/29/2022 15:25	0:02	SSA2	0.00400	2.25500	Oversupply
10/29/2022 15:26	0:02	SSA3	-0.00013	1.67000	Oversupply
10/29/2022 15:31	0:02	SSA2	0.00441	2.13200	Oversupply
10/29/2022 15:32	0:02	17-2	0.00489	0.65500	Oversupply
10/29/2022 15:34	0:02	SSA3	0.00273	1.49700	Oversupply
10/29/2022 15:35	0:01	17-2	0.00156	0.64800	Oversupply
10/29/2022 15:35	0:02	SSA2	0.00441	1.97900	Oversupply
10/29/2022 15:36	0:02	SSA3	0.00273	1.48700	Oversupply
10/29/2022 15:37	0:06	17-2	0.06011	0.68600	Oversupply
10/29/2022 15:37	0:02	SSA2	0.00445	1.04000	Oversupply
10/29/2022 15:38	0:02	SSA3	0.00273	0.97700	Oversupply
10/29/2022 15:41	0:02	SSA2	0.00445	0.89900	Oversupply
10/30/2022 8:42	0:02	SSA3	0.00119	1.38200	Oversupply
10/30/2022 8:42	0:02	SSA2	0.00203	1.11100	Oversupply
10/30/2022 8:43	0:10	17-2	0.03327	0.52800	Oversupply
10/30/2022 8:46	0:02	SSA3	0.00915	0.65200	Oversupply
10/30/2022 8:46	0:02	SSA2	0.00765	0.76600	Oversupply
10/30/2022 8:48	0:02	SSA3	0.00915	0.21000	Oversupply
10/30/2022 8:48	0:02	SSA2	0.00752	0.18400	Oversupply
10/30/2022 8:50	0:02	SSA3	0.00900	1.18800	Oversupply
10/30/2022 8:50	0:02	SSA2	0.00759	1.20500	Oversupply
10/30/2022 8:56	0:03	17-2	0.02590	0.58900	Oversupply
10/30/2022 8:56	0:02	SSA3	0.00900	0.83100	Oversupply
10/30/2022 8:56	0:02	SSA2	0.00765	0.60600	Oversupply
10/30/2022 9:31	0:01	17-2	0.00003	0.13600	Oversupply
10/30/2022 9:33	0:02	17-2	0.01050	0.31500	Oversupply
10/30/2022 9:33	0:02	SSA3	-0.00299	1.87200	Oversupply
10/30/2022 10:13	0:02	SSA3	0.02026	2.17300	Oversupply
10/30/2022 10:14	0:39	17-2	0.32998	0.75000	Oversupply
10/30/2022 10:15	0:02	SSA2	0.06443	0.98500	Oversupply
10/30/2022 10:15	0:02	SSA3	0.07083	1.50100	Oversupply
10/30/2022 10:17	0:02	SSA2	0.06443	0.19900	Oversupply
10/30/2022 10:17	0:08	SSA3	0.27768	0.01900	Oversupply
10/30/2022 10:18	0:07	BS250	Data is not available	Data is not available	Oversupply
10/30/2022 10:19	0:06	KWP11	0.19288	18.49311	Oversupply
10/30/2022 10:19	0:06	SSA2	0.19438	0.00000	Oversupply
10/30/2022 10:25	0:02	SSA2	0.06497	0.50200	Oversupply
10/30/2022 10:25	0:02	SSA3	0.07026	-0.00500	Oversupply
10/30/2022 10:27	0:20	BS250	Data is not available	Data is not available	Oversupply
10/30/2022 10:27	0:20	SSA2	0.68570	0.00500	Oversupply
10/30/2022 10:27	0:18	SSA3	0.64942	-0.00400	Oversupply
10/30/2022 10:29	0:18	KWP11	1.48596	19.05596	Oversupply
10/30/2022 10:46	0:02	SSA3	0.02102	0.17900	Oversupply
10/30/2022 10:47	0:02	SSA2	0.02268	0.80500	Oversupply
10/30/2022 10:48	0:02	SSA3	0.02190	1.52900	Oversupply
10/30/2022 10:49	0:02	SSA2	0.02287	1.20000	Oversupply
10/30/2022 10:50	0:02	SSA3	0.02120	0.91300	Oversupply
10/30/2022 10:51	0:02	SSA2	0.02287	1.04500	Oversupply
10/30/2022 10:52	0:02	SSA3	0.02120	2.00200	Oversupply
10/30/2022 10:59	0:01	17-2	0.00080	0.75000	Oversupply



Maui Curtailment Report

October 2022

Start Date and Time	Duration (minutes)	IPP Curtailed	Estimated Curtailed MWH	Peak MW Curtailed	Reasons for Curtailment
10/30/2022 11:08	0:02	17-2	0.00131	0.49400	Oversupply
10/30/2022 11:13	0:02	SSA2	0.00530	2.45900	Oversupply
10/30/2022 11:14	0:02	17-2	0.01647	0.75000	Oversupply
10/30/2022 11:48	0:01	17-2	0.00084	0.75000	Oversupply
10/30/2022 12:14	0:02	SSA2	0.04478	0.94900	Oversupply
10/30/2022 12:15	0:02	SSA3	0.02660	2.79700	Oversupply
10/30/2022 12:16	0:10	17-2	0.08328	0.75000	Oversupply
10/30/2022 12:16	0:02	SSA2	0.01140	1.63800	Oversupply
10/30/2022 12:17	0:02	SSA3	0.02660	1.10600	Oversupply
10/30/2022 12:18	0:02	SSA2	0.01159	0.57100	Oversupply
10/30/2022 12:19	0:02	SSA3	0.02660	1.41100	Oversupply
10/30/2022 12:21	0:02	SSA3	0.02682	2.69700	Oversupply
10/30/2022 12:22	0:02	SSA2	0.01149	1.03000	Oversupply
10/30/2022 12:23	0:02	SSA3	0.02660	1.73400	Oversupply
10/30/2022 12:24	0:02	SSA2	0.01140	0.46400	Oversupply
10/30/2022 12:26	0:02	SSA2	0.01149	0.80600	Oversupply
10/30/2022 12:27	0:15	17-2	0.12058	0.75000	Oversupply
10/30/2022 12:27	0:02	SSA3	0.02682	1.12900	Oversupply
10/30/2022 12:28	0:02	SSA2	0.01389	0.38600	Oversupply
10/30/2022 12:29	0:02	SSA3	0.03509	1.66100	Oversupply
10/30/2022 12:31	0:02	SSA3	0.04104	2.03500	Oversupply
10/30/2022 12:32	0:02	SSA2	0.01446	0.11000	Oversupply
10/30/2022 12:33	0:01	BS250	Data is not available	Data is not available	Oversupply
10/30/2022 12:33	0:02	SSA3	0.04138	0.14200	Oversupply
10/30/2022 12:34	0:02	SSA2	0.01446	0.28100	Oversupply
10/30/2022 12:35	0:02	SSA3	0.04104	0.59000	Oversupply
10/30/2022 12:36	0:02	SSA2	0.01434	0.34700	Oversupply
10/30/2022 12:37	0:02	SSA3	0.04104	0.80500	Oversupply
10/30/2022 12:38	0:02	SSA2	0.01446	0.30000	Oversupply
10/30/2022 12:39	0:02	SSA3	0.04070	1.17500	Oversupply
10/30/2022 12:40	0:02	SSA2	0.01434	0.55600	Oversupply
10/30/2022 13:01	0:28	17-2	0.23920	0.75000	Oversupply
10/30/2022 13:01	0:02	SSA3	0.06832	2.12900	Oversupply
10/30/2022 13:02	0:02	SSA2	0.03962	0.86400	Oversupply
10/30/2022 13:03	0:03	BS250	Data is not available	Data is not available	Oversupply
10/30/2022 13:03	0:04	SSA3	0.13497	0.01500	Oversupply
10/30/2022 13:04	0:02	SSA2	0.03962	0.07000	Oversupply
10/30/2022 13:05	0:03	KWPPI	0.07126	19.45314	Oversupply
10/30/2022 13:06	0:02	SSA2	0.03930	0.05400	Oversupply
10/30/2022 13:07	0:02	SSA3	0.06720	-0.00500	Oversupply
10/30/2022 13:08	0:02	SSA2	0.03962	0.24800	Oversupply
10/30/2022 13:09	0:18	BS250	Data is not available	Data is not available	Oversupply
10/30/2022 13:09	0:18	SSA3	0.72671	0.21900	Oversupply
10/30/2022 13:10	0:18	KWPPI	0.69767	20.78641	Oversupply
10/30/2022 13:10	0:18	SSA2	0.57440	0.00900	Oversupply
10/30/2022 13:30	0:03	17-2	0.01673	0.40800	Oversupply
10/30/2022 13:30	0:02	SSA3	0.00910	0.43800	Oversupply
10/30/2022 13:30	0:02	SSA2	0.00036	0.79900	Oversupply
10/30/2022 13:46	0:02	SSA2	0.00123	2.94100	Oversupply
10/30/2022 13:48	0:04	17-2	0.04039	0.74500	Oversupply
10/30/2022 13:48	0:02	SSA3	-0.00333	2.42900	Oversupply
10/30/2022 13:48	0:02	SSA2	0.00124	1.92800	Oversupply
10/30/2022 13:50	0:02	SSA3	-0.00328	1.84100	Oversupply
10/30/2022 13:50	0:02	SSA2	0.00124	1.90000	Oversupply
10/30/2022 13:54	0:01	17-2	0.00672	0.40300	Oversupply
10/30/2022 13:59	0:12	17-2	0.12701	0.75000	Oversupply
10/30/2022 13:59	0:02	SSA2	0.01072	2.85700	Oversupply
10/30/2022 14:00	0:02	SSA3	0.02112	2.58000	Oversupply
10/30/2022 14:01	0:02	SSA2	0.03355	2.58000	Oversupply
10/30/2022 14:02	0:02	SSA3	0.02129	0.82800	Oversupply
10/30/2022 14:03	0:02	SSA2	0.03382	0.55400	Oversupply
10/30/2022 14:04	0:02	SSA3	0.02112	0.90300	Oversupply
10/30/2022 14:05	0:02	SSA2	0.03300	1.20300	Oversupply
10/30/2022 14:06	0:02	SSA3	0.02095	2.00100	Oversupply
10/30/2022 14:07	0:02	SSA2	0.03327	2.12800	Oversupply
10/30/2022 14:08	0:02	SSA3	0.02112	1.91100	Oversupply
10/30/2022 14:09	0:02	SSA2	0.03327	2.78000	Oversupply
10/31/2022 8:33	0:02	SSA3	-0.00268	1.26900	Oversupply
10/31/2022 8:57	0:02	SSA2	0.00145	0.88100	Oversupply
10/31/2022 8:58	0:02	SSA3	0.00147	1.27800	Oversupply
10/31/2022 8:59	0:02	SSA2	0.02548	0.47500	Oversupply
10/31/2022 9:00	0:02	SSA3	0.04239	1.28100	Oversupply
10/31/2022 9:01	0:02	SSA2	0.03726	1.32900	Oversupply



Maui Curtailment Report

October 2022

Start Date and Time	Duration (minutes)	IPP Curtailed	Estimated Curtailed MWh	Peak MW Curtailed	Reasons for Curtailment
10/31/2022 9:02	0:02	SSA3	0.04309	0.82800	Oversupply
10/31/2022 9:03	0:04	SSA2	0.07421	0.37300	Oversupply
10/31/2022 9:04	0:03	BS250	Data is not available	Data is not available	Oversupply
10/31/2022 9:04	0:04	SSA3	0.08478	0.00700	Oversupply
10/31/2022 9:05	0:02	KWPII	0.04162	20.61875	Oversupply
10/31/2022 9:07	0:02	SSA2	0.03726	0.46100	Oversupply
10/31/2022 9:08	0:02	SSA3	0.04309	0.51100	Oversupply
10/31/2022 9:09	0:05	BS250	Data is not available	Data is not available	Oversupply
10/31/2022 9:09	0:05	KWPII	0.04616	20.80737	Oversupply
10/31/2022 9:09	5:20	SSA2	12.88662	0.06200	Oversupply
10/31/2022 9:10	5:19	SSA3	12.06338	0.01700	Oversupply
10/31/2022 9:15	5:13	BS250	Data is not available	Data is not available	Oversupply
10/31/2022 9:15	5:16	KWPII	68.25472	20.86226	Oversupply
10/31/2022 13:23	0:01	AWE	0.00887	19.30000	Oversupply
10/31/2022 13:30	0:06	AWE	0.07439	20.10000	Oversupply
10/31/2022 13:37	0:10	AWE	0.35375	17.90000	Oversupply
10/31/2022 13:49	0:01	AWE	0.00117	17.80000	Oversupply
10/31/2022 14:29	0:01	BS250	Data is not available	Data is not available	Oversupply
10/31/2022 14:29	0:02	SSA3	0.04648	0.00900	Oversupply
10/31/2022 14:30	0:02	SSA2	0.02663	0.03600	Oversupply
10/31/2022 14:31	0:02	SSA3	0.02632	0.19200	Oversupply
10/31/2022 14:32	0:01	KWPII	0.00303	19.54495	Oversupply
10/31/2022 14:32	0:02	SSA2	0.02708	0.24300	Oversupply
10/31/2022 14:33	0:02	SSA3	0.02676	0.53800	Oversupply
10/31/2022 14:34	0:02	SSA2	0.02685	1.27200	Oversupply
10/31/2022 14:35	0:02	SSA3	0.02632	0.91700	Oversupply
10/31/2022 14:36	0:02	SSA2	0.02685	1.27400	Oversupply
10/31/2022 14:37	0:02	SSA3	0.02632	1.36800	Oversupply
10/31/2022 14:38	0:02	SSA2	0.02663	1.36900	Oversupply
10/31/2022 14:40	0:02	SSA2	0.02708	1.51600	Oversupply
10/31/2022 14:43	0:02	SSA3	0.01970	1.87700	Oversupply
10/31/2022 14:44	0:02	SSA2	0.01447	1.38900	Oversupply
10/31/2022 14:45	0:02	SSA3	-0.00277	1.74700	Oversupply
10/31/2022 14:46	0:02	SSA2	0.00331	1.62800	Oversupply
Total Estimated Curtailed MWh			1,185.840		

Notes:

- Curtailment for Kaheawa Wind Power ("KWP"), AAAAA Rent-A-Space Maui LTD ("5A"), Maui Solar, LLC ("MS") fka Strategic Alliance Group ("SAG") fka Bioreal Solar, LLC ("BS"), Auwahi Wind Energy ("AWE"), Kaheawa Wind Power II ("KWPII") Bioreal Solar 250, LLC ("BS250"), Extra Spaces A ("ESA"), Extra Spaces B ("ESB"), SSA Solar of Hawaii 3 ("SSA3") fka South Maui Renewable Resources ("SMRR"), SSA Solar of HI 2 ("SSA2") fka Ku'ia Solar ("KS"), and Maui 17-2 ("17-2") may now be controlled by Maui Electric's Automatic Generation Control System ("AGC") or a Maui Electric operator-entered curtailment limit. The AGC curtailment control automatically calculates the amount of Maximum Allowable Variable Generation ("MAVG") that Maui Electric can accept into the Maui system, based on the system current available variable generation ("CAVG"), regulating reserve down requirement ("RRDR"), and available regulating reserve down ("ARRD"). Thus, the AGC MAVG - calculated is equal to CAVG less (RRDR less ARRD). Additionally, the AGC curtailment control allows the Maui Electric operator to enter an AGC MAVG value. The AGC curtailment control will employ the lesser of the AGC MAVG - calculated and AGC MAVG entered values in the control logic.

- Curtailment signals sent to 5A, MS (fka SAG fka BS), BS250, ESA, ESB, SSA3 (fka SMRR), SSA2 (fka KS) and 17-2 during nighttime hours only are not recorded as curtailment events because no energy generation is possible during that time.



Lanai Curtailment Report

October 2022

Start Date and Time	Duration (h:mm)	IPP Curtailed	Estimated MWh Curtailed	Peak MW Curtailed	Reasons for Curtailment
No curtailment for October 2022					
Notes:					
On June 27, 2012, Maui Electric notified Lanai Sustainability Research (LSR) that although LSR has not operated in compliance with the revised ramp rate of 360 kW/minute, Maui Electric would conditionally allow LSR to operate at the allowed capacity of 1.2 MW while the Maui Electric-Lanai Diesel Operator was in the control room.					
LSR possible output data is not available. Therefore, Maui Electric assumes LSR is curtailed if the LSR curtailment set point is less than 1,200 kW and LSR's output is within 70 kW of the curtailment set point.					
The curtailment reasons have been modified to oversupply, system constraints, and facility requested, to provide continuity with HPUC Docket No. 2013-0141 Decoupling for HECO companies' metrics.					
Facility Requested curtailment includes but is not limited to conditions that are attributed to IPPs such as communication problems and curtailment control testing.					

Hawai'i Electric Light Company Curtailment Report October 2022

Start Date/Time	MW output prior to start of curtailment	End Date/Time	MW output after curtailment released ¹	IPP	Reason for Curtailment
10/26/22 10:28	17.3 MW	10/26/22 13:46	0.0 MW	Pakini Nui	Facility Requested

¹ The MW output values are taken soon after curtailment is released by Hawai'i Electric Light and may not reflect their full output depending on ramp rate for the facility. The wind farms generally return immediately to full available levels, whereas PGV, Wailuku, and FIT Facilities may take longer to return to scheduled or full available output levels.

SERVICE LIST
(Docket No. 2011-0206)

DEAN NISHINA
EXECUTIVE DIRECTOR
DEPARTMENT OF COMMERCE AND CONSUMER AFFAIRS
DIVISION OF CONSUMER ADVOCACY
P.O. Box 541
Honolulu, HI 96809

1 Copy
Electronically Transmitted

GREGG J. KINKLEY, ESQ.
DEPARTMENT OF THE ATTORNEY GENERAL
425 Queen Street
Honolulu, Hawaii 96813
Counsel for DBEDT

1 Copy
Electronically Transmitted

DANIEL W.S. LAWRENCE, ESQ.
DEPARTMENT OF THE CORPORATION COUNSEL
CITY AND COUNTY OF HONOLULU
530 S. King Street, Room 110
Honolulu, HI 96813
Counsel for the CITY AND COUNTY OF HONOLULU

1 Copy
Electronically Transmitted

JOSEPH K. KAMELAMELA
ANGELIC M. HO
DEPARTMENT OF THE CORPORATION COUNSEL
COUNTY OF HAWAII
101 Aupuni Street, Suite 325
Hilo, HI 96720
Counsel for the COUNTY OF HAWAII

1 Copy
Electronically Transmitted

HENRY Q CURTIS
VICE PRESIDENT FOR CONSUMER ISSUES
LIFE OF THE LAND
P.O. Box 37158
Honolulu, HI 96837-0158

1 Copy
Electronically Transmitted

MELISSA MIYASHIRO (9360)
CHIEF OF STAFF
BLUE PLANET FOUNDATION
55 Merchant Street, 17th Floor
Honolulu, HI 96813

1 Copy
Electronically Transmitted

SERVICE LIST
(Docket No. 2011-0206)

ISAAC MORIWAKE, ESQ.
DAVID HENKIN, ESQ.
EARTHJUSTICE
850 Richards Street, Suite 400
Honolulu, HI 96813-4501
Counsel for HAWAII SOLAR ENERGY ASSOCIATION

1 Copy
Electronically Transmitted

RICK REED
DIRECTOR
HAWAII SOLAR ENERGY ASSOCIATION
761 Ahua Street
Honolulu, HI 96819

1 Copy
Electronically Transmitted

KENT D. MORIHARA, ESQ.
KRIS N. NAKAGAWA, ESQ.
LAUREN M. IMADA-LEE, ESQ.
TANYA M. FERNANDES, ESQ.
MoriHara Lau & Fong LLP
841 Bishop Street, Suite 400
Honolulu, Hawaii 96813
Counsel for KAUAI ISLAND UTILITY COOPERATIVE

1 Copy
Electronically Transmitted

ERIK W. KVAM
CHIEF EXECUTIVE OFFICER
ZERO EMISSIONS LEASING LLC
4188-4 Keanu Street
Honolulu, HI 96816

1 Copy
Electronically Transmitted

SANDRA-ANN Y.H. WONG, ESQ.
ATTORNEY AT LAW, A LAW CORPORATION
1050 Bishop Street, #514
Honolulu, HI 96813
Counsel for TAWHIRI POWER LLC

1 Copy
Electronically Transmitted

RILEY SAITO
73-1294 Awakea Street
Kailua-Kona, HI 96740
For SOLAR ENERGY INDUSTRIES ASSOCIATION

1 Copy
Electronically Transmitted

DEAN T. YAMAMOTO, ESQ.
YAMAMOTO & SETTLE
1100 Alakea Street, Suite 3100
Honolulu, HI 96813
Counsel for CASTLE & COOKE HOMES HAWAII, INC.,
CASTLE & COOKE RESORTS, LLC and
LANAI SUSTAINABILITY RESEARCH, LLC

1 Copy
Electronically Transmitted

SERVICE LIST
(Docket No. 2011-0206)

MICHAEL J. HOPPER, ESQ. DEPUTY CORPORATION COUNSEL DEPARTMENT OF THE CORPORATION COUNSEL COUNTY OF MAUI 200 S. High Street Wailuku, HI 96793 Counsel for the COUNTY OF MAUI	1 Copy Electronically Transmitted
CURTIS SEYMOUR SENIOR MANAGER, GOVERNMENT AFFAIRS SUN EDISON LLC 600 Clipper Drive Belmont, CA 94002	1 Copy Electronically Transmitted
MONA W. CLARK, ESQ. OFFICE OF THE COUNTY ATTORNEY COUNTY OF KAUAI 4444 Rice Street, Suite 200 Lihue, HI 96766-1300	1 Copy Electronically Transmitted
BRADLEY ALBERT PRESIDENT HAWAII PV COALITION P.O. Box 81501 Haiku, HI 96708	1 Copy Electronically Transmitted
HILTON H. UNEMORI ECM, INC. 130 N. Market Street Wailuku, HI 96793-1716 For SOUTH MAUI RENEWABLE RESOURCES, LLC	1 Copy Electronically Transmitted
SKY STANFIELD SHUTE, MIHALY & WEINBERGER LLP 396 Hayes Street San Francisco, CA 94102 For the INTERSTATE RENEWABLE ENERGY COUNCIL	1 Copy Electronically Transmitted
PETE COOPER SOLARCITY CORPORATION REGIONAL DIRECTOR, HAWAII 599 Kahelu Street Mililani, HI 96789	1 Copy Electronically Transmitted

SERVICE LIST
(Docket No. 2011-0206)

ALISON SILVERSTEIN
19213 Luedtke Lane
Pflugerville, TX 78660

1 Copy
Electronically Transmitted

BRENDAN KIRBY
12011 SW Pineapple Court
Palm City, FL 34990

1 Copy
Electronically Transmitted

Chun, Marisa

From: puc@hawaii.gov
Sent: Tuesday, November 22, 2022 9:25 AM
To: Chun, Marisa
Subject: Hawaii PUC eFiling Confirmation of Filing

[This email is coming from an EXTERNAL source. Please use caution when opening attachments or links in suspicious email.]

Your eFile document has been filed with the Hawaii Public Utilities commission on 2022 Nov 22 AM 09:23. The mere fact of filing shall not waive any failure to comply with Hawaii Administrative Rules Chapter 6-61, Rules of Practice and Procedure Before the Public Utilities Commission, or any other application requirements. Your confirmation number is MARI22092327227. If you have received this email in error please notify the Hawaii Public Utilities Commission by phone at 808 586-2020 or email at hawaii.puc@hawaii.gov.