



February 24, 2023

The Honorable Chair and Members
of the Hawai'i Public Utilities Commission
Kekuanao'a Building, First Floor
465 South King Street
Honolulu, Hawai'i 96813

Dear Commissioners:

Subject: Docket No. 2011-0206
Reliability Standards Working Group
Monthly Report

In accordance with Ordering Paragraph 3 of Order No. 30371, filed May 4, 2012 in the subject proceeding, enclosed as Exhibit A is Hawaiian Electric's¹ monthly report for January 2023 on: (1) system frequency control performance during month; (2) significant system events during month; and (3) curtailment of non-dispatchable renewable resources.

Any party to this proceeding may obtain an electronic copy of this report by emailing Michael Chu at michael.chu@hawaiianelectric.com.

Sincerely,

/s/ Kevin M. Katsura

Kevin M. Katsura
Director, Regulatory Non-Rate Proceedings

Enclosures

c: Service List

¹ Hawaiian Electric Company, Inc., Maui Electric Company, Limited, and Hawai'i Electric Light Company, Inc. are each doing business as "Hawaiian Electric" and have jointly registered "Hawaiian Electric" as a trade name with the State of Hawai'i Department of Commerce and Consumer Affairs, as evidenced by Certificate of Registration No. 4235929, dated December 20, 2019.

The Commission's Order No. 30371 (Docket No 2011-0206 – Relating To Various Matters in RSWG Process), filed May 4, 2012, ordered the following information for each island grid:

- (1) System frequency control performance during month:
 - a) Frequency duration plot based on the highest resolution SCADA data available for the month detailing how many seconds each power system operated at frequencies above 60 hertz and at frequencies below 60 Hz.
 - b) Tabulation of the number, magnitude and duration of frequency excursions (high and low) outside normal frequency control range (59.95 to 60.05 Hz).

The following provides information with respect to items 1a) through 1b) – (all statements are current as of the month ending December 31, 2022):

1a) Frequency duration plot based on the highest resolution SCADA data available for the month detailing how many seconds each power system operated at frequencies above 60 hertz and at frequencies below 60 Hz:

The frequency duration plots for Hawaiian Electric Company, Inc., Maui Electric Company, Limited (Maui Division) and Hawai'i Electric Light Company, Inc. based on two-second data are provided in Attachment 1, and the enclosed Excel files. Refer to the electronic files for the individual data points because the information is voluminous and does not translate well to a hard copy.

1b) Tabulation of the number, magnitude and duration of frequency excursions (high and low) outside normal frequency control range (59.95 to 60.05 Hz):

Tabulation of the number, magnitude and duration of frequency excursions outside of the frequency range of 59.95 Hz to 60.05 Hz for Hawaiian Electric Company, Inc., Maui Electric Company, Limited (Maui Division) and Hawai'i Electric Light Company, Inc are provided in Attachment 2, and the enclosed Excel files. Refer to the electronic files for the individual data points because the information is voluminous and does not translate well to a hard copy.

- (2) Significant system events during month:
 - a) Tabulation of contingency reserve activations including date and time, MW magnitude, duration, and triggering event.
 - b) Tabulation of under frequency load shed activations including date and time, triggering frequency, MW magnitude, duration, and triggering event.
 - c) Tabulation of demand response activations for system events, including date and time, MW magnitude, duration, and triggering event, (excluding demand response utilization for unit commitment deferral or system operations economics.)

The following provides information with respect to items 2a) through 2c) – (all statements are current as of the month ending December 31, 2022):

2a) Tabulation of contingency reserve activations including date and time, MW magnitude, duration, and triggering event:

Hawaiian Electric Company, Inc.'s contingency reserve activations are provided in Attachment 3. Maui Electric Company, Limited and Hawai'i Electric Light Company, Inc. do not operate with contingency reserve requirements.

2b) Tabulation of under frequency load shed activations including date and time, triggering frequency, MW magnitude, duration, and triggering event:

Hawai'i Electric Light Company, Inc.'s under frequency load shed activations are provided in Attachment 4. Hawaiian Electric Company, Inc. and Maui Electric Company, Limited did not have any under frequency load shed activations for the month of November.

2c) Tabulation of demand response activations for system events, including date and time, MW magnitude, duration, and triggering event, (excluding demand response utilization for unit commitment deferral or system operations economics.)

Hawaiian Electric Company, Inc.'s demand response activations for system events are provided in Attachment 5. Hawai'i Electric Light Company, Inc. currently does not have a demand response program. Maui Electric Company, Limited has implemented the Fast Demand Response pilot program on a limited basis. Hawai'i Electric Light Company, Inc. plans to use the findings of Maui Electric Company, Limited's pilot program to help in the evaluation and development of future demand response programs. Maui Electric Company, Limited executes a weekly testing protocol which measures customer participation. This program is not currently used in response to actual system events.

- (3) Curtailment of non-dispatchable renewable resources:
- (a) Tabulation of each curtailment event for each resource including the starting date and time, duration, megawatt hours curtailed, peak MW curtailed, and reason for curtailment.
 - (b) Total MWh of non-dispatchable renewable resources curtailed for the month.

The following provides information with respect to items 3a) through 3b) – (all statements are current as of the month ending December 31, 2022):

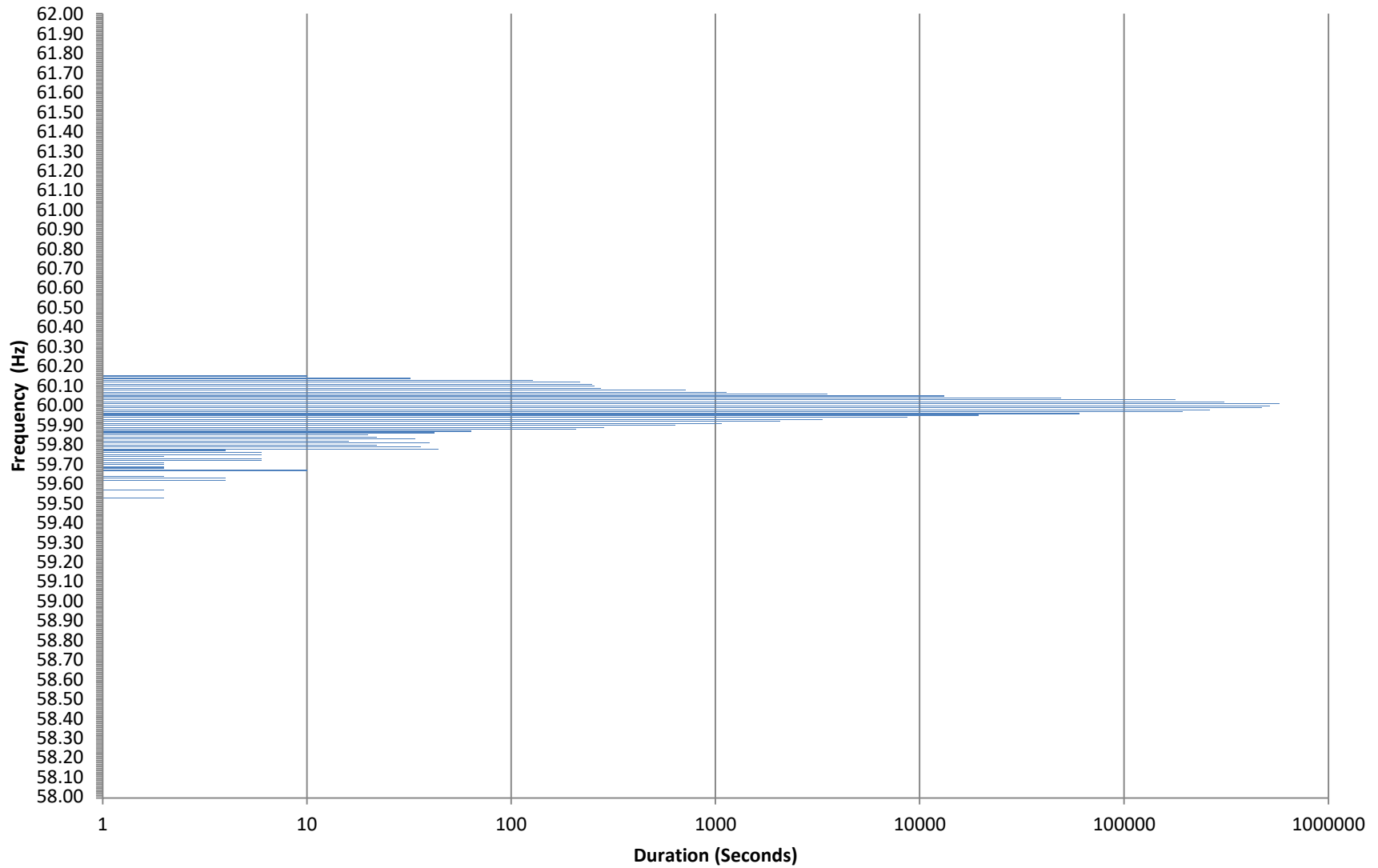
3a) Tabulation of each curtailment event for each resource including the starting date and time, duration, megawatt hours curtailed, peak MW curtailed, and reason for curtailment:

The tabulation of each curtailment event for each resource is provided in Attachment 6.

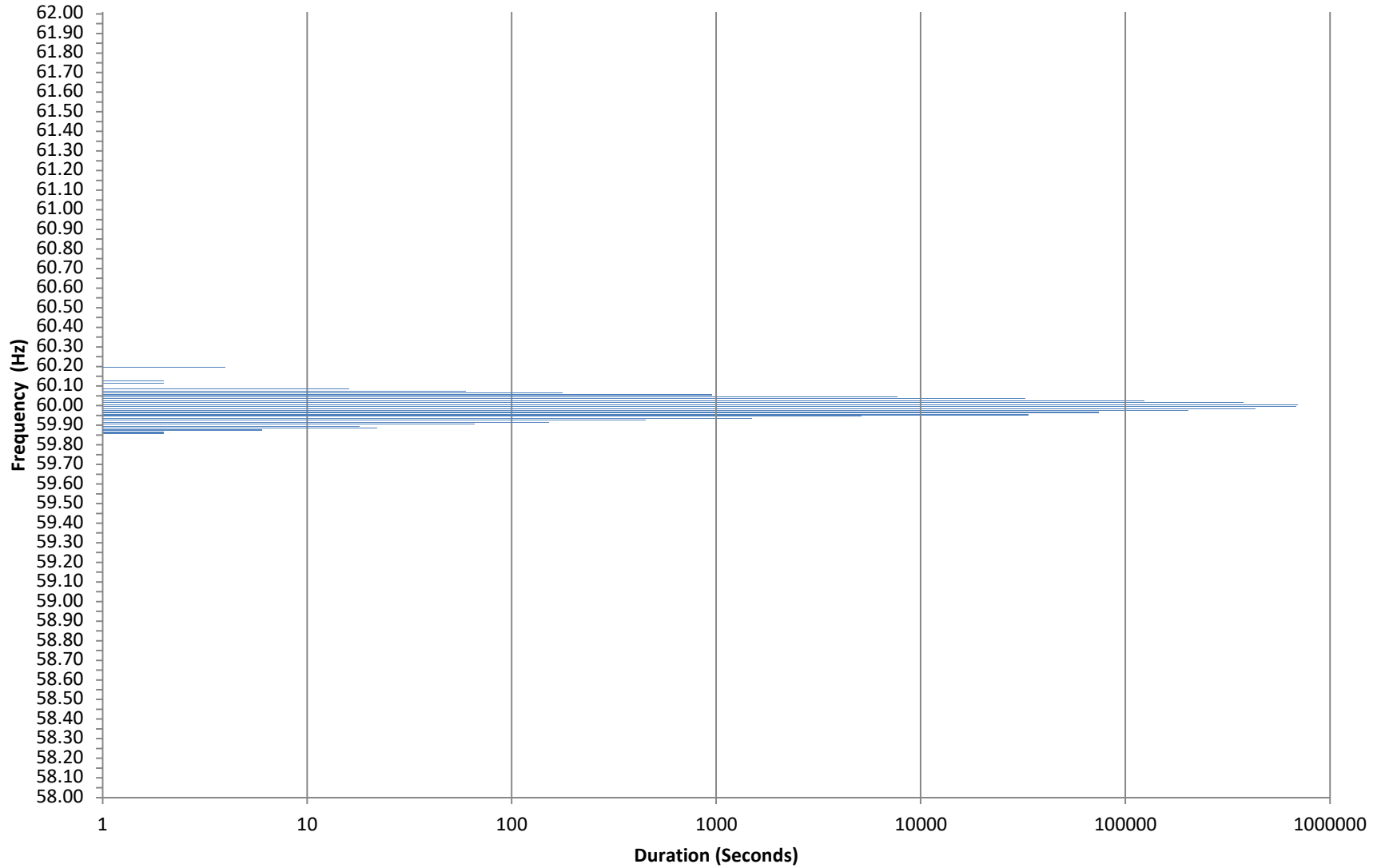
3b) Total MWh of non-dispatchable renewable resources curtailed for the month:

Curtailed MWh from non-dispatchable resources are difficult to determine due to the variability of the resource during curtailment periods. In some cases, the curtailed MWh estimates were provided by the IPPs under curtailment. The Company does not make any representations as to the accuracy of the curtailed MWh. The estimated MWh of non-dispatchable resources curtailed for the month are provided in Attachment 6, corresponding to each curtailment event.

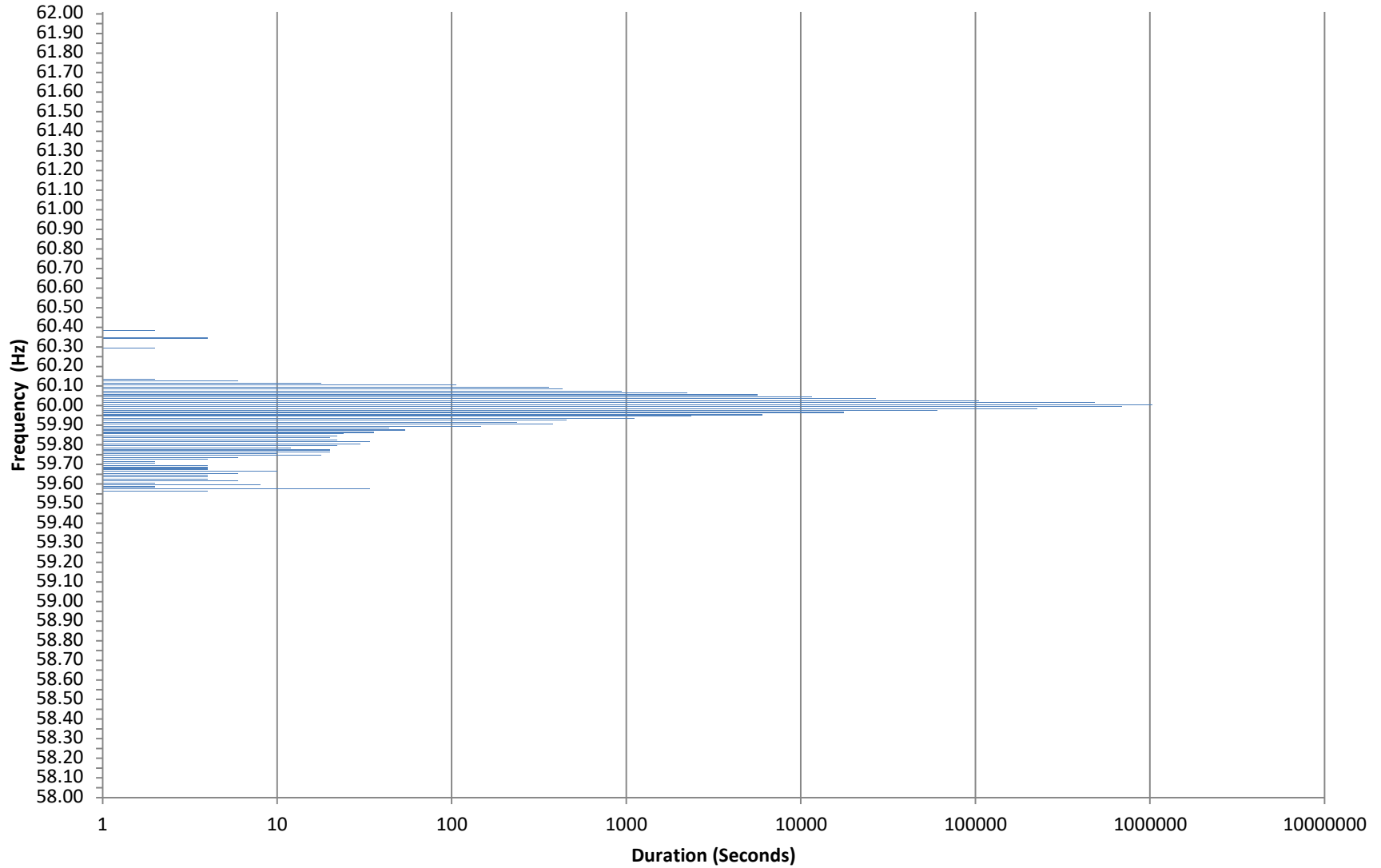
Frequency Distribution Plot - Hawaiian Electric January 2023



Frequency Distribution Plot - Hawai'i Island January 2023



Frequency Distribution Plot - Maui Electric January 2023



Hawaiian Electric Frequency Excursion Statistics January 2023		
Data Rounded to the nearest	<59.95 Hz	>60.05 Hz
Number of Excursions	2413	1099
Maximum Duration (sec)	452	774
Maximum Deviation (Hz)	59.528	60.154
Total Duration of Excursions (sec)	23048	9684

Hawai'i Island Frequency Excursion Statistics January 2023		
	<59.95 Hz	>60.05 Hz
Number of Excursions	4590	140
Maximum Duration (sec)	66	26
Maximum Deviation (Hz)	59.852	60.189
Total Duration of Excursions (sec)	23214	552

Maui Electric Frequency Excursion Statistics January 2023		
	<59.95 Hz	>60.05 Hz
Number of Excursions	886	632
Maximum Duration (sec)	522	272
Maximum Deviation (Hz)	59.558	60.376
Total Duration of Excursions (sec)	7554	6164

HAWAIIAN ELECTRIC COMPANY, INC.
CONTINGENCY RESERVE ACTIVATION EVENTS
January 2023

Event #	Date & Time	Frequency (Hz)			Spinning Reserve Shortfall (MW)	Duration (HH:MM)	Description
		Prior to Event	Nadir	Trigger			
1	1/19/2023 20:45	59.99	59.70	NA	0.00	0:00	Waiiau 9 tripped offline while generating ~45 MW. SGS called on for spinning reserves.
2	1/25/2023 15:55	60.02	59.53	NA	0.00	0:00	KPLP CT1 and Steam units tripped offline while generating ~78 MW.
3	1/31/2023 15:12	59.83	59.62	NA	-2.30	0:08	Waiiau 5 tripped offline while generating ~53 MW.

This page intentionally left blank.

HAWAIIAN ELECTRIC COMPANY, INC.
DEMAND RESPONSE EVENTS
January 2023

Event #	Date & Time	Frequency (Hz)			Load Shed (MW)	Duration (HH:MM)	Description
		Prior to Event	Nadir	Trigger			
1	1/19/2023 20:45	59.99	59.70	59.70	NA	0:01	Waiau 9 tripped offline while generating ~45 MW. RDLC activated.
2	1/25/2023 15:55	60.02	59.53	59.70	NA	0:02	KPLP CT1 and Steam units tripped offline while generating ~78 MW. RDLC activated.
3	1/31/2023 15:12	59.83	59.62	59.70	NA	0:03	Waiau 5 tripped offline while generating ~53 MW. RDLC activated.

Hawaiian Electric Company, Inc. Curtailment Report January 2023

Start Date/Time	Curtailment Set Point	MW output prior to start of curtailment	End Date/Time	MW output after curtailment released	Estimated MWh of curtailed energy during event (1)	IPP/Facility	Reason for Curtailment
01/06/23 05:35	0.0	0.00	01/06/23 07:39	0	*	KLS2	System Constraints
01/06/23 19:30	0.0	0.00	01/06/23 20:04	0	*	Waianae	System Constraints
01/06/23 19:35	0.0	0.00	01/06/23 20:03	0	*	Aloha1	System Constraints
01/06/23 20:17	0.0	0.00	01/06/23 20:24	0	*	KLS2	System Constraints
01/07/23 06:22	0.0	0.00	01/07/23 06:25	0	*	KLS2	System Constraints
01/07/23 16:57	0.0	10.10	01/07/23 17:24	0	*	Waianae	System Constraints
01/07/23 16:59	0.0	0.70	01/07/23 17:23	0	*	Aloha1	System Constraints
01/07/23 17:45	0.0	0.10	01/07/23 17:57	0	*	KLS2	System Constraints
01/08/23 05:52	0.0	0.00	01/08/23 06:20	0	*	KLS2	System Constraints
01/08/23 11:24	0.0	13.10	01/08/23 13:51	0	*	KSMakai	Oversupply
01/08/23 11:24	0.0	19.20	01/08/23 13:51	0	*	KSMauka	Oversupply
01/08/23 13:46	0.0	25.30	01/08/23 14:32	0	*	Waianae	System Constraints
01/08/23 13:47	0.0	3.60	01/08/23 14:32	0	*	Aloha1	System Constraints
01/08/23 14:47	0.0	2.90	01/08/23 14:56	0	*	KLS2	System Constraints
01/09/23 05:52	0.0	1.60	01/09/23 06:41	0	*	NPM	System Constraints
01/09/23 05:54	0.0	0.00	01/09/23 06:39	0	*	MFO	System Constraints
01/09/23 06:04	0.0	0.00	01/09/23 06:39	0	*	KWF	System Constraints
01/09/23 06:08	0.0	0.00	01/09/23 06:36	0	*	KWMakai	System Constraints
01/09/23 06:14	0.0	0.00	01/09/23 06:33	0	*	KSMakai	System Constraints
01/09/23 14:11	0.0	0.00	01/09/23 17:50	0	*	KREP	Facility Requested
01/10/23 18:37	0.0	0.00	01/10/23 18:50	0	*	WAIH N	System Constraints
01/10/23 18:38	0.0	0.00	01/10/23 19:02	0	*	KREP	System Constraints
01/10/23 18:38	0.0	0.00	01/10/23 18:50	0	*	WAIH S	System Constraints
01/10/23 18:41	0.0	0.00	01/10/23 19:02	0	0.00	WestL	System Constraints
01/11/23 05:20	0.0	0.00	01/11/23 05:36	0	*	WAIH N	System Constraints
01/11/23 05:21	0.0	0.00	01/11/23 05:36	0	*	WAIH S	System Constraints
01/11/23 05:25	0.0	0.00	01/11/23 05:50	0	*	KSMauka	System Constraints
01/11/23 05:27	0.0	0.00	01/11/23 06:01	0	*	KREP	System Constraints
01/11/23 05:29	0.0	0.00	01/11/23 06:10	0	0.00	WestL	System Constraints
01/11/23 05:46	0.0	0.00	01/11/23 05:48	0	*	KWMauka	System Constraints
01/12/23 10:17	0.0	13.80	01/12/23 14:19	0	*	KSMakai	Oversupply
01/12/23 10:17	0.0	20.20	01/12/23 14:18	0	*	KSMauka	Oversupply
01/13/23 06:23	0.0	0.00	01/13/23 07:28	0	*	WAIH N	System Constraints
01/13/23 06:23	0.0	0.00	01/13/23 07:29	0	*	WAIH S	System Constraints
01/13/23 14:42	0.0	2.80	01/13/23 16:32	0	*	KWMauka	System Constraints
01/13/23 14:45	0.0	13.90	01/13/23 16:33	0	*	KSMauka	System Constraints
01/13/23 15:53	0.0	2.30	01/13/23 16:34	0	*	WAIH N	System Constraints
01/13/23 15:54	0.0	0.50	01/13/23 16:35	0	*	WAIH S	System Constraints
01/14/23 11:29	0.0	15.10	01/14/23 13:16	0	*	KSMakai	Oversupply
01/14/23 11:29	0.0	18.60	01/14/23 14:20	0	*	KSMauka	Oversupply
01/16/23 06:11	0.0	0.00	01/17/23 14:26	0	*	NPM	System Constraints
01/16/23 06:32	0.0	0.00	01/16/23 07:08	0	*	KLS2	System Constraints
01/16/23 16:20	0.0	3.10	01/16/23 18:23	0	*	KLS2	System Constraints
01/17/23 06:26	0.0	0.00	01/17/23 07:43	0	*	WAIH N	System Constraints
01/17/23 06:27	0.0	0.00	01/17/23 07:44	0	*	WAIH S	System Constraints
01/17/23 07:50	0.0	0.00	01/17/23 08:53	0	*	KLS2	System Constraints
01/17/23 14:02	0.0	0.10	01/17/23 16:20	0	*	KWMauka	System Constraints
01/17/23 14:06	0.0	19.10	01/17/23 16:27	0	*	KSMauka	System Constraints
01/17/23 14:26	0.0	3.30	01/17/23 16:17	0	*	WAIH N	System Constraints
01/17/23 14:26	0.0	0.70	01/17/23 16:17	0	*	WAIH S	System Constraints
01/18/23 06:05	0.0	0.00	01/18/23 07:27	0	*	WAIH N	System Constraints
01/18/23 06:06	0.0	0.00	01/18/23 07:28	0	*	WAIH S	System Constraints
01/18/23 07:32	0.0	0.00	01/18/23 07:34	0	*	KLS2	System Constraints
01/18/23 14:27	0.0	0.00	01/18/23 17:16	0	*	KWMauka	System Constraints
01/18/23 14:28	0.0	20.20	01/18/23 17:23	0	*	KSMauka	System Constraints
01/18/23 15:10	0.0	1.50	01/18/23 17:14	0	*	WAIH N	System Constraints
01/18/23 15:11	0.0	0.20	01/18/23 17:14	0	*	WAIH S	System Constraints
01/18/23 16:39	0.0	2.70	01/18/23 17:04	0	*	KLS2	System Constraints
01/19/23 05:57	0.0	0.00	01/19/23 08:04	0	*	WAIH N	System Constraints
01/19/23 05:58	0.0	0.00	01/19/23 08:05	0	*	WAIH S	System Constraints
01/19/23 07:46	0.0	0.00	01/19/23 08:12	0	*	KLS2	System Constraints

Hawaiian Electric Company, Inc. Curtailment Report January 2023

Start Date/Time	Curtailment Set Point	MW output prior to start of curtailment	End Date/Time	MW output after curtailment released	Estimated MWh of curtailed energy during event (1)	IPP/Facility	Reason for Curtailment
01/19/23 15:05	0.0	6.40	01/20/23 09:50	0	*	KSMauka	System Constraints
01/19/23 15:05	0.0	1.60	01/19/23 16:44	0	*	KWMauka	System Constraints
01/19/23 15:27	0.0	0.40	01/19/23 16:47	0	*	WAIH N	System Constraints
01/19/23 15:27	0.0	0.10	01/19/23 16:47	0	*	WAIH S	System Constraints
01/19/23 17:09	0.0	1.60	01/19/23 17:37	0	*	KLS2	System Constraints
01/20/23 05:05	0.0	0.00	01/20/23 05:19	0	*	KLS2	System Constraints
01/20/23 05:40	0.0	0.00	01/20/23 06:37	0	*	WAIH N	System Constraints
01/20/23 05:41	0.0	0.00	01/20/23 06:38	0	*	WAIH S	System Constraints
01/20/23 11:40	0.0	15.10	01/20/23 14:36	0	*	KSMakai	Oversupply
01/20/23 11:40	0.0	17.10	01/20/23 14:36	0	*	KSMauka	Oversupply
01/20/23 14:11	0.0	29.90	01/20/23 19:14	0	*	KWMauka	System Constraints
01/20/23 14:14	0.0	0.00	01/20/23 19:16	0	*	KSMauka	System Constraints
01/20/23 17:44	0.0	0.00	01/20/23 18:16	0	*	KLS2	System Constraints
01/20/23 18:04	0.0	0.00	01/20/23 19:18	0	*	WAIH S	System Constraints
01/23/23 05:35	0.0	0.00	01/23/23 07:12	0	*	WAIH N	System Constraints
01/23/23 05:36	0.0	0.00	01/23/23 07:13	0	*	WAIH S	System Constraints
01/23/23 17:09	0.0	0.10	01/23/23 18:12	0	*	KWMauka	System Constraints
01/23/23 17:11	0.0	1.50	01/23/23 18:12	0	*	KSMauka	System Constraints
01/23/23 18:02	0.0	0.00	01/23/23 18:11	0	*	WAIH S	System Constraints
01/23/23 18:03	0.0	0.00	01/23/23 18:10	0	*	WAIH N	System Constraints
01/24/23 06:20	0.0	0.00	01/24/23 07:14	0	*	WAIH N	System Constraints
01/24/23 06:21	0.0	0.00	01/24/23 06:22	0	*	WAIH S	System Constraints
01/24/23 14:45	0.0	4.70	01/24/23 18:02	0	*	KWMauka	System Constraints
01/24/23 14:46	0.0	14.10	01/24/23 18:03	0	*	KSMauka	System Constraints
01/24/23 16:56	0.0	0.10	01/24/23 18:03	0	*	WAIH N	System Constraints
01/24/23 16:57	0.0	0.10	01/24/23 18:04	0	*	WAIH S	System Constraints
01/26/23 12:06	0.0	10.80	01/26/23 15:44	0	*	KSMakai	Oversupply
01/26/23 12:06	0.0	15.80	01/26/23 15:57	0	*	KSMauka	Oversupply
01/26/23 12:27	0.0	1.80	01/26/23 15:43	0	*	Aloha2	Oversupply
01/26/23 12:29	0.0	2.30	01/26/23 15:38	0	*	MFO	Oversupply
01/26/23 12:30	0.0	3.90	01/26/23 15:38	0	*	NPM	Oversupply
01/26/23 12:45	0.0	11.90	01/26/23 15:01	0	*	Lani	Oversupply
01/26/23 12:45	0.0	41.40	01/26/23 15:01	0	*	Waipio PV	Oversupply
01/27/23 05:25	0.0	0.00	01/27/23 16:48	0	*	Aloha2	System Constraints
01/27/23 05:25	0.0	0.00	01/27/23 05:41	0	*	KREP	System Constraints
01/27/23 05:28	0.0	0.00	01/27/23 05:40	0	0.00	WestL	System Constraints
01/27/23 06:20	0.0	0.00	01/27/23 06:40	0	*	KLS2	System Constraints
01/27/23 13:05	0.0	8.00	01/27/23 14:52	0	*	KSMakai	Oversupply
01/27/23 13:06	0.0	11.60	01/27/23 14:52	0	*	KSMauka	Oversupply
01/27/23 15:20	0.0	3.50	01/27/23 16:03	0	*	KLS2	System Constraints
01/27/23 16:37	0.0	4.50	01/27/23 16:45	0	0.83	WestL	System Constraints
01/29/23 02:18	0.0	0.00	01/29/23 07:57	0	*	MFO	System Constraints
01/29/23 02:23	0.0	0.00	01/29/23 02:59	0	*	KSMakai	System Constraints
01/29/23 02:23	0.0	0.00	01/29/23 03:00	0	*	KSMauka	System Constraints
01/29/23 02:25	0.0	5.20	01/29/23 02:57	0	*	KWMakai	System Constraints
01/29/23 02:26	0.0	15.40	01/29/23 02:57	0	*	KWMauka	System Constraints
01/29/23 02:28	0.0	13.20	01/29/23 07:59	0	*	KWF	System Constraints
01/29/23 06:52	0.0	0.00	01/29/23 07:53	0	*	KSMakai	System Constraints
01/29/23 06:52	0.0	0.00	01/29/23 07:53	0	*	KSMauka	System Constraints
01/29/23 07:04	0.0	16.70	01/29/23 07:50	0	*	KWMakai	System Constraints
01/29/23 07:04	0.0	38.50	01/29/23 07:50	0	*	KWMauka	System Constraints
01/31/23 05:22	0.0	0.00	01/31/23 16:19	0	*	Aloha2	System Constraints
01/31/23 05:22	0.0	0.00	01/31/23 05:45	0	*	KREP	System Constraints
01/31/23 05:25	0.0	0.00	01/31/23 05:44	0	0.00	WestL	System Constraints

Aloha1 = Aloha Solar Energy Fund I
Aloha2 = Aloha Solar Energy Fund II
KLS2 = Kalaeloa Solar Two
KREP = Kalaeloa Renewable Energy Partners
Kahuku WF = Kahuku Wind Power
Lani = Lanikuhana Solar
MFO = Mauka FIT One Solar
NPM = Na Pua Makani Power Partners

Hawaiian Electric Company, Inc. Curtailment Report January 2023

Start Date/Time	Curtailment Set Point	MW output prior to start of curtailment	End Date/Time	MW output after curtailment released	Estimated MWh of curtailed energy during event (1)	IPP/Facility	Reason for Curtailment
-----------------	-----------------------	---	---------------	--------------------------------------	--	--------------	------------------------

KSMakai = Kawaiiloa Solar Makai
KSMauka = Kawaiiloa Solar Mauka
KWMakai = Kawaiiloa Wind Makai
KWMauka = Kawaiiloa Wind Mauka
WAIH N = Waiihonu North
WAIH S = Waiihonu South
Waianae = EE Waianae Solar Project
Waipio PV = Waipio PV
WestL = West Loch PV

(1) The estimated MWh of energy curtailed during the event is supplied by IPP, and HECO does not make any representations as to its accuracy.

* Data has not been provided by IPP.

Hawai'i Electric Light Company Curtailment Report January 2023

Start Date/Time	MW output prior to start of curtailment	End Date/Time	MW output after curtailment released ¹	IPP	Reason for Curtailment
01/02/22 02:58	19.9 MW	01/02/22 05:21	19.5 MW	TGUHI	Oversupply
01/03/22 08:40	0.0 MW	01/03/22 12:43	0.0 MW	Hawi Renewable Dev	Facility Requested
01/27/23 05:08	8.6 MW	01/27/23 05:30	5.3 MW	Pakini Nui	System Constraint
01/30/23 07:55	2.5 MW	01/30/23 08:53	0.0 MW	Pakini Nui	System Constraint
01/30/23 12:36	16.4 MW	01/30/23 12:57	10.4 MW	Pakini Nui	System Constraint

¹ The MW output values are taken soon after curtailment is released by Hawai'i Electric Light and may not reflect their full output depending on ramp rate for the facility. The wind farms generally return immediately to full available levels, whereas PGV, Wailuku, and FIT Facilities may take longer to return to scheduled or full available output levels.



Maui Curtailment Report

January 2023

Start Date and Time	Duration (minutes)	IPP Curtailed	Estimated Curtailed MWH	Peak MW Curtailed	Reasons for Curtailment
1/3/2023 12:41	0:01	17-2	0.00109	0.15700	Oversupply
1/3/2023 12:44	0:01	17-2	0.00109	0.15700	Oversupply
1/3/2023 13:15	0:02	SSA3	0.01341	2.54400	Oversupply
1/3/2023 13:16	0:01	17-2	0.00125	0.16100	Oversupply
1/3/2023 13:24	0:11	17-2	0.03719	0.29200	Oversupply
1/3/2023 13:24	0:02	SSA3	0.01330	2.53700	Oversupply
1/3/2023 13:26	0:02	SSA3	0.01330	2.32100	Oversupply
1/3/2023 13:28	0:02	SSA3	0.01381	1.89400	Oversupply
1/3/2023 13:30	0:02	SSA3	0.00364	1.39700	Oversupply
1/3/2023 13:32	0:02	SSA3	0.00364	2.01500	Oversupply
1/3/2023 13:36	0:02	SSA3	0.00361	1.19000	Oversupply
1/3/2023 13:37	0:01	17-2	0.00031	0.26900	Oversupply
1/3/2023 13:42	0:01	17-2	0.00408	0.25300	Oversupply
1/3/2023 14:23	0:01	17-2	0.00157	0.25900	Oversupply
1/3/2023 14:36	0:04	17-2	0.01705	0.36600	Oversupply
1/3/2023 14:36	0:02	SSA3	-0.00227	2.33900	Oversupply
1/3/2023 14:38	0:02	SSA3	-0.00229	2.01700	Oversupply
1/3/2023 15:02	0:01	17-2	0.00236	0.42600	Oversupply
1/3/2023 15:06	0:01	17-2	0.00379	0.61900	Oversupply
1/3/2023 15:08	0:02	17-2	0.01485	0.59400	Oversupply
1/3/2023 22:41	0:54	KWPPII	5.37460	19.98006	Oversupply
1/3/2023 23:36	0:03	KWPPII	0.02662	18.81745	Oversupply
1/3/2023 23:43	0:02	KWPPII	0.02859	19.77648	Oversupply
1/3/2023 23:46	0:33	KWPPII	1.19055	19.89124	Oversupply
1/4/2023 1:16	0:02	KWPPII	0.01121	17.75762	Oversupply
1/4/2023 1:35	0:01	KWPPII	0.00747	18.81445	Oversupply
1/4/2023 1:37	0:04	KWPPII	0.05615	19.81740	Oversupply
1/4/2023 1:42	0:14	KWPPII	0.30790	20.00002	Oversupply
1/4/2023 2:09	0:01	KWPPII	0.00040	19.13978	Oversupply
1/4/2023 2:15	0:02	KWPPII	0.02850	18.50209	Oversupply
1/4/2023 2:19	0:01	KWPPII	0.00457	18.11788	Oversupply
1/4/2023 2:33	0:01	KWPPII	0.00213	17.32450	Oversupply
1/5/2023 1:32	0:01	KWPPII	0.00013	0.00798	Oversupply
1/5/2023 10:36	0:02	17-2	0.00582	0.24000	Oversupply
1/5/2023 10:39	0:01	17-2	0.00290	0.20300	Oversupply
1/5/2023 10:41	0:02	17-2	0.00499	0.75000	Oversupply
1/6/2023 0:03	0:09	KWPPII	0.10178	12.95146	Oversupply
1/6/2023 0:13	0:03	KWPPII	0.03104	12.23393	Oversupply
1/6/2023 17:52	0:01	KWPPII	0.00070	0.04191	Oversupply
1/7/2023 0:35	0:02	KWPPII	0.01719	18.36238	Oversupply
1/7/2023 0:44	0:01	KWPPII	0.00022	17.29955	Oversupply
1/7/2023 4:41	0:08	KWPPII	0.18592	19.96210	Oversupply
1/7/2023 6:45	0:09	KWPPII	0.19376	12.75287	Oversupply
1/7/2023 8:32	0:02	SSA3	0.02321	0.89500	Oversupply
1/7/2023 8:33	0:03	17-2	0.01340	0.32300	Oversupply
1/7/2023 8:34	0:02	SSA3	0.02359	0.25100	Oversupply
1/7/2023 8:36	0:02	SSA3	0.02359	0.38100	Oversupply
1/7/2023 8:37	6:08	BS250	Data Not Available	Data Not Available	Oversupply
1/7/2023 8:37	2:36	KWPPII	14.24794	17.90032	Oversupply
1/7/2023 8:37	6:30	17-2	3.53710	0.75000	Oversupply
1/7/2023 8:38	6:08	SSA3	13.31775	0.00800	Oversupply
1/7/2023 8:44	0:46	AWE	3.35541	20.20000	Oversupply
1/7/2023 9:32	0:10	AWE	0.24997	18.80000	Oversupply
1/7/2023 9:45	0:07	AWE	0.11716	19.00000	Oversupply
1/7/2023 10:01	0:03	AWE	0.01386	19.60000	Oversupply
1/7/2023 10:06	0:01	AWE	0.01477	18.10000	Oversupply
1/7/2023 10:09	4:27	AWE	36.49551	19.50000	Oversupply
1/7/2023 11:54	0:02	KWPPII	0.00081	0.02794	Oversupply
1/7/2023 11:57	0:17	KWPPII	0.04655	0.32733	Oversupply
1/7/2023 12:38	2:08	KWPPII	2.24581	2.02385	Oversupply
1/7/2023 14:37	0:04	AWE	0.02839	17.10000	Oversupply
1/7/2023 14:42	0:01	AWE	0.00999	17.50000	Oversupply
1/7/2023 14:46	0:02	SSA3	0.05845	0.11700	Oversupply
1/7/2023 14:48	0:01	BS250	Data Not Available	Data Not Available	Oversupply
1/7/2023 14:48	0:02	SSA3	0.05845	0.04800	Oversupply
1/7/2023 14:49	0:01	KWPPII	0.00725	1.11771	Oversupply
1/7/2023 14:50	0:01	BS250	Data Not Available	Data Not Available	Oversupply
1/7/2023 14:50	0:02	SSA3	0.05942	0.03400	Oversupply
1/7/2023 14:52	0:01	BS250	Data Not Available	Data Not Available	Oversupply
1/7/2023 14:52	0:01	KWPPII	0.00069	1.01292	Oversupply
1/7/2023 14:52	0:02	SSA3	0.05845	0.00500	Oversupply
1/7/2023 14:54	0:02	SSA3	0.05845	0.42200	Oversupply
1/7/2023 14:56	0:02	SSA3	0.05893	0.51100	Oversupply
1/7/2023 14:58	0:02	SSA3	0.05213	0.36600	Oversupply
1/7/2023 15:00	0:02	SSA3	0.00621	0.47000	Oversupply
1/7/2023 15:02	0:02	SSA3	0.00611	1.11400	Oversupply
1/7/2023 15:04	0:02	SSA3	0.00616	1.76400	Oversupply



Maui Curtailment Report

January 2023

Start Date and Time	Duration (minutes)	IPP Curtailed	Estimated Curtailed MWH	Peak MW Curtailed	Reasons for Curtailment
1/7/2023 15:08	0:03	17-2	0.03026	0.75000	Oversupply
1/7/2023 15:08	0:02	SSA3	0.00621	1.94600	Oversupply
1/8/2023 10:36	0:14	KWPIL	0.26319	7.34794	Oversupply
1/8/2023 10:52	0:01	KWPIL	0.00202	2.14061	Oversupply
1/8/2023 10:53	3:20	17-2	2.46592	0.75000	Oversupply
1/8/2023 10:56	0:02	SSA3	0.00560	1.82900	Oversupply
1/8/2023 10:58	0:02	SSA3	0.01423	1.91000	Oversupply
1/8/2023 11:00	0:02	SSA3	0.03690	2.15900	Oversupply
1/8/2023 11:02	0:02	SSA3	0.03751	1.51900	Oversupply
1/8/2023 11:04	0:02	SSA3	0.03751	1.41300	Oversupply
1/8/2023 11:06	0:02	SSA3	0.03690	1.51100	Oversupply
1/8/2023 11:08	0:02	SSA3	0.03751	1.60100	Oversupply
1/8/2023 11:10	0:02	SSA3	0.03751	1.24200	Oversupply
1/8/2023 11:12	0:02	SSA3	0.03720	0.95700	Oversupply
1/8/2023 11:14	0:02	SSA3	0.05016	0.80600	Oversupply
1/8/2023 11:16	0:02	SSA3	0.05408	1.51400	Oversupply
1/8/2023 11:18	0:02	SSA3	0.05498	0.98600	Oversupply
1/8/2023 11:20	0:02	SSA3	0.05453	1.44300	Oversupply
1/8/2023 11:22	0:02	SSA3	0.05408	1.03400	Oversupply
1/8/2023 11:24	0:02	SSA3	0.05543	0.94900	Oversupply
1/8/2023 11:26	0:02	SSA3	0.05453	0.69800	Oversupply
1/8/2023 11:28	0:02	SSA3	0.06659	0.12200	Oversupply
1/8/2023 11:29	0:01	KWPIL	0.00056	0.32334	Oversupply
1/8/2023 11:30	0:02	SSA3	0.08167	0.32500	Oversupply
1/8/2023 11:32	0:01	BS250	Data Not Available	Data Not Available	Oversupply
1/8/2023 11:32	0:01	AWE	0.00245	8.40000	Oversupply
1/8/2023 11:32	0:02	SSA3	0.08303	0.16700	Oversupply
1/8/2023 11:34	0:02	SSA3	0.08303	0.01200	Oversupply
1/8/2023 11:35	0:01	BS250	Data Not Available	Data Not Available	Oversupply
1/8/2023 11:35	0:02	KWPIL	0.00696	0.54688	Oversupply
1/8/2023 11:36	0:02	SSA3	0.08303	0.33600	Oversupply
1/8/2023 11:39	0:22	BS250	Data Not Available	Data Not Available	Oversupply
1/8/2023 11:39	0:22	SSA3	0.94208	0.03000	Oversupply
1/8/2023 11:41	0:03	KWPIL	0.00221	0.09481	Oversupply
1/8/2023 11:41	0:10	AWE	0.09108	9.40000	Oversupply
1/8/2023 11:52	0:09	AWE	0.11633	8.20000	Oversupply
1/8/2023 12:01	0:04	SSA3	0.17451	-0.00300	Oversupply
1/8/2023 12:02	0:02	BS250	Data Not Available	Data Not Available	Oversupply
1/8/2023 12:03	0:02	AWE	0.00925	8.00000	Oversupply
1/8/2023 12:05	1:41	BS250	Data Not Available	Data Not Available	Oversupply
1/8/2023 12:05	0:02	SSA3	0.08690	0.35200	Oversupply
1/8/2023 12:07	0:02	SSA3	0.08690	0.18400	Oversupply
1/8/2023 12:09	1:36	AWE	4.57569	11.60000	Oversupply
1/8/2023 12:09	1:27	SSA3	3.78137	0.02000	Oversupply
1/8/2023 13:36	0:10	SSA3	0.42270	0.01900	Oversupply
1/8/2023 13:46	0:02	SSA3	0.07329	0.10800	Oversupply
1/8/2023 13:48	0:02	SSA3	0.07209	0.26400	Oversupply
1/8/2023 13:49	0:03	BS250	Data Not Available	Data Not Available	Oversupply
1/8/2023 13:50	0:01	AWE	0.00687	10.30000	Oversupply
1/8/2023 13:50	0:02	SSA3	0.07269	-0.00300	Oversupply
1/8/2023 13:52	0:01	AWE	0.00725	10.30000	Oversupply
1/8/2023 13:52	0:02	SSA3	0.07329	-0.00400	Oversupply
1/8/2023 13:54	0:02	SSA3	0.07329	-0.00400	Oversupply
1/8/2023 13:56	0:02	SSA3	0.07449	0.63800	Oversupply
1/8/2023 13:58	0:02	SSA3	0.06491	0.71400	Oversupply
1/8/2023 14:00	0:02	SSA3	0.03453	0.95900	Oversupply
1/8/2023 14:02	0:02	SSA3	0.03482	0.27900	Oversupply
1/8/2023 14:04	0:02	SSA3	0.03482	1.16000	Oversupply
1/8/2023 14:06	0:02	SSA3	0.03482	0.63200	Oversupply
1/8/2023 14:08	0:02	SSA3	0.03453	0.97100	Oversupply
1/8/2023 14:10	0:02	SSA3	0.03482	1.94200	Oversupply
1/8/2023 14:14	0:01	17-2	0.00897	0.65300	Oversupply
1/8/2023 14:32	0:01	KWPIL	0.00156	0.09381	Oversupply
1/9/2023 11:05	0:05	17-2	0.03884	0.72400	Oversupply
1/9/2023 11:07	0:02	SSA3	-0.00662	1.12700	Oversupply
1/9/2023 11:17	0:01	17-2	0.00040	0.75000	Oversupply
1/9/2023 11:43	0:04	17-2	0.01653	0.75000	Oversupply
1/9/2023 11:50	0:03	17-2	0.02155	0.75000	Oversupply
1/9/2023 12:11	0:05	17-2	0.04827	0.74800	Oversupply
1/9/2023 12:20	0:01	17-2	0.00093	0.74800	Oversupply
1/9/2023 12:23	0:02	17-2	0.01948	0.74800	Oversupply
1/9/2023 12:26	0:06	17-2	0.06715	0.74800	Oversupply
1/9/2023 12:26	0:02	SSA3	0.00472	2.69100	Oversupply
1/9/2023 12:28	0:02	SSA3	0.00428	2.30700	Oversupply
1/9/2023 12:30	0:02	SSA3	0.00193	2.44500	Oversupply
1/9/2023 12:32	0:02	SSA3	0.00191	2.66700	Oversupply
1/9/2023 12:33	0:03	17-2	0.02959	0.74800	Oversupply



Maui Curtailment Report

January 2023

Start Date and Time	Duration (minutes)	IPP Curtailed	Estimated Curtailed MWH	Peak MW Curtailed	Reasons for Curtailment
1/9/2023 12:37	0:02	17-2	0.01385	0.74800	Oversupply
1/9/2023 12:40	0:05	17-2	0.03395	0.74800	Oversupply
1/9/2023 12:46	0:30	17-2	0.31448	0.74800	Oversupply
1/9/2023 12:46	0:02	SSA3	0.00697	1.99500	Oversupply
1/9/2023 12:59	0:02	SSA3	0.01210	1.89200	Oversupply
1/9/2023 13:01	0:02	SSA3	0.00977	2.42200	Oversupply
1/9/2023 13:03	0:02	SSA3	0.00977	1.87700	Oversupply
1/9/2023 13:05	0:02	SSA3	0.00977	1.18300	Oversupply
1/9/2023 13:07	0:02	SSA3	0.00985	2.17200	Oversupply
1/9/2023 13:09	0:02	SSA3	0.00977	2.28900	Oversupply
1/9/2023 13:11	0:02	SSA3	0.00969	2.73700	Oversupply
1/9/2023 13:13	0:02	SSA3	0.00948	2.82100	Oversupply
1/9/2023 13:17	0:06	17-2	0.06256	0.74800	Oversupply
1/9/2023 13:17	0:02	SSA3	0.00901	2.84100	Oversupply
1/9/2023 13:19	0:02	SSA3	0.00901	2.72600	Oversupply
1/9/2023 13:21	0:02	SSA3	0.00894	1.74200	Oversupply
1/11/2023 10:18	0:01	17-2	0.00249	0.75000	Oversupply
1/11/2023 11:14	3:42	17-2	1.47623	0.75000	Oversupply
1/11/2023 11:15	0:02	SSA3	0.05420	0.47200	Oversupply
1/11/2023 11:17	0:02	SSA3	0.05375	0.36500	Oversupply
1/11/2023 11:19	0:02	SSA3	0.05465	0.68300	Oversupply
1/11/2023 11:21	0:02	SSA3	0.05375	1.08200	Oversupply
1/11/2023 11:23	0:02	SSA3	0.05465	1.21800	Oversupply
1/11/2023 11:25	0:02	SSA3	0.05375	0.73200	Oversupply
1/11/2023 11:27	0:02	SSA3	0.05375	0.63500	Oversupply
1/11/2023 11:29	0:02	SSA3	0.06664	0.24500	Oversupply
1/11/2023 11:31	0:02	SSA3	0.07441	1.08200	Oversupply
1/11/2023 11:33	0:02	SSA3	0.07565	0.65800	Oversupply
1/11/2023 11:35	0:03	BS250	Data Not Available	Data Not Available	Oversupply
1/11/2023 11:35	0:04	SSA3	0.15006	0.00600	Oversupply
1/11/2023 11:37	0:01	KWPPI	0.01327	11.13020	Oversupply
1/11/2023 11:39	0:08	BS250	Data Not Available	Data Not Available	Oversupply
1/11/2023 11:39	0:06	SSA3	0.22762	-0.00400	Oversupply
1/11/2023 11:40	0:08	KWPPI	0.13528	10.98549	Oversupply
1/11/2023 11:45	0:02	SSA3	0.08160	-0.00300	Oversupply
1/11/2023 11:47	0:02	SSA3	0.08160	-0.00300	Oversupply
1/11/2023 11:49	1:04	BS250	Data Not Available	Data Not Available	Oversupply
1/11/2023 11:49	0:02	KWPPI	0.00344	10.58032	Oversupply
1/11/2023 11:49	0:02	SSA3	0.08227	0.66300	Oversupply
1/11/2023 11:51	0:02	SSA3	0.08092	0.16700	Oversupply
1/11/2023 11:53	1:00	KWPPI	4.85661	15.54216	Oversupply
1/11/2023 11:53	0:57	SSA3	2.32505	-0.00300	Oversupply
1/11/2023 12:50	0:02	SSA3	0.06383	-0.00300	Oversupply
1/11/2023 12:52	0:02	SSA3	0.06331	0.04900	Oversupply
1/11/2023 12:54	0:02	SSA3	0.06331	0.96000	Oversupply
1/11/2023 12:56	0:02	SSA3	0.06331	1.49900	Oversupply
1/11/2023 12:58	0:02	SSA3	0.06394	0.56400	Oversupply
1/11/2023 13:00	0:02	SSA3	0.07247	0.15100	Oversupply
1/11/2023 13:02	0:02	BS250	Data Not Available	Data Not Available	Oversupply
1/11/2023 13:02	0:04	SSA3	0.15038	0.36800	Oversupply
1/11/2023 13:05	0:01	KWPPI	0.00311	17.49515	Oversupply
1/11/2023 13:06	0:02	SSA3	0.07368	-0.00300	Oversupply
1/11/2023 13:08	0:02	SSA3	0.07368	0.05100	Oversupply
1/11/2023 13:10	0:02	SSA3	0.07368	1.01600	Oversupply
1/11/2023 13:12	1:15	BS250	Data Not Available	Data Not Available	Oversupply
1/11/2023 13:12	1:13	SSA3	2.82169	0.00200	Oversupply
1/11/2023 13:13	1:11	KWPPI	8.49731	17.57798	Oversupply
1/11/2023 13:42	0:01	5A	Data Not Available	Data Not Available	Oversupply
1/11/2023 13:42	0:01	MS	Data Not Available	Data Not Available	Oversupply
1/11/2023 13:45	0:05	5A	Data Not Available	Data Not Available	Oversupply
1/11/2023 13:45	0:05	MS	Data Not Available	Data Not Available	Oversupply
1/11/2023 13:45	0:06	AWE	0.01833	0.20000	Oversupply
1/11/2023 14:25	0:02	KWPPI	0.01910	14.84558	Oversupply
1/11/2023 14:25	0:02	SSA3	0.06806	0.02200	Oversupply
1/11/2023 14:27	0:02	SSA3	0.06863	0.99100	Oversupply
1/11/2023 14:29	0:02	SSA3	0.05120	0.66900	Oversupply
1/11/2023 14:31	0:02	SSA3	0.04543	1.02100	Oversupply
1/11/2023 14:33	0:02	SSA3	0.04468	1.89400	Oversupply
1/11/2023 14:37	0:02	SSA3	0.04506	0.81600	Oversupply
1/11/2023 14:39	0:09	BS250	Data Not Available	Data Not Available	Oversupply
1/11/2023 14:39	0:10	SSA3	0.23342	0.02400	Oversupply
1/11/2023 14:41	0:08	KWPPI	0.29445	16.02517	Oversupply
1/11/2023 14:49	0:02	SSA3	0.04442	0.96000	Oversupply
1/11/2023 14:51	0:02	SSA3	0.04405	0.01100	Oversupply
1/11/2023 14:52	0:02	BS250	Data Not Available	Data Not Available	Oversupply
1/11/2023 14:53	0:01	KWPPI	0.01382	14.55618	Oversupply
1/11/2023 14:53	0:02	SSA3	0.04442	-0.00300	Oversupply



Maui Curtailment Report

January 2023

Start Date and Time	Duration (minutes)	IPP Curtailed	Estimated Curtailed MWH	Peak MW Curtailed	Reasons for Curtailment
1/11/2023 14:58	0:02	17-2	0.02302	0.75000	Oversupply
1/11/2023 15:02	0:05	17-2	0.03380	0.68800	Oversupply
1/11/2023 15:02	0:02	SSA3	0.03250	2.13700	Oversupply
1/11/2023 15:04	0:02	BS250	Data Not Available	Data Not Available	Oversupply
1/11/2023 15:04	0:02	SSA3	0.03276	0.17100	Oversupply
1/11/2023 15:05	0:01	KWP11	0.01020	12.91953	Oversupply
1/11/2023 15:33	0:01	17-2	0.00653	0.73000	Oversupply
1/11/2023 16:23	0:02	17-2	0.01337	0.55100	Oversupply
1/11/2023 16:23	0:02	SSA3	0.00519	1.17500	Oversupply
1/11/2023 16:26	0:08	17-2	0.06643	0.54600	Oversupply
1/11/2023 16:27	0:02	SSA3	0.00519	0.46900	Oversupply
1/11/2023 16:29	0:01	KWP11	0.00223	15.22081	Oversupply
1/11/2023 16:29	0:02	SSA3	0.01679	0.79600	Oversupply
1/11/2023 16:31	0:02	BS250	Data Not Available	Data Not Available	Oversupply
1/11/2023 16:31	0:02	KWP11	0.02117	16.06908	Oversupply
1/11/2023 16:31	0:02	SSA3	0.01554	0.01100	Oversupply
1/11/2023 23:06	5:34	KWP11	77.48768	21.01594	Oversupply
1/12/2023 6:02	0:11	KWP11	0.52077	16.64789	Oversupply
1/12/2023 8:16	0:58	17-2	0.37888	0.51900	Oversupply
1/12/2023 8:16	0:02	SSA3	0.02803	0.12400	Oversupply
1/12/2023 8:17	0:56	BS250	Data Not Available	Data Not Available	Oversupply
1/12/2023 8:17	0:57	KWP11	2.84981	4.71534	Oversupply
1/12/2023 8:18	0:56	SSA3	1.03091	-0.00200	Oversupply
1/12/2023 8:20	0:54	AWE	5.54950	15.80000	Oversupply
1/12/2023 9:09	0:04	5A	Data Not Available	Data Not Available	Oversupply
1/12/2023 9:09	0:04	MS	Data Not Available	Data Not Available	Oversupply
1/12/2023 9:27	0:07	AWE	0.22615	15.80000	Oversupply
1/12/2023 9:33	0:01	17-2	0.00637	0.59600	Oversupply
1/12/2023 9:48	0:03	17-2	0.02374	0.66600	Oversupply
1/12/2023 9:49	0:02	SSA3	0.00026	1.83800	Oversupply
1/12/2023 9:51	0:02	SSA3	0.00026	1.85700	Oversupply
1/12/2023 9:52	0:01	17-2	0.01070	0.67600	Oversupply
1/12/2023 9:55	0:02	17-2	0.01419	0.68700	Oversupply
1/12/2023 9:55	0:02	SSA3	0.00026	1.90400	Oversupply
1/12/2023 9:59	0:02	17-2	0.01520	0.69800	Oversupply
1/12/2023 10:02	0:07	17-2	0.06570	0.72000	Oversupply
1/12/2023 10:05	0:02	SSA3	0.00807	0.78100	Oversupply
1/12/2023 10:07	0:02	SSA3	0.00807	0.75700	Oversupply
1/12/2023 10:29	0:05	17-2	0.03650	0.74300	Oversupply
1/12/2023 10:31	0:02	SSA3	0.00669	2.13800	Oversupply
1/12/2023 10:39	0:33	17-2	0.39124	0.74300	Oversupply
1/12/2023 10:43	0:02	SSA3	0.03319	1.36700	Oversupply
1/12/2023 10:45	0:02	SSA3	0.07040	0.67700	Oversupply
1/12/2023 10:47	0:02	SSA3	0.07157	0.44800	Oversupply
1/12/2023 10:49	0:02	SSA3	0.07157	0.17200	Oversupply
1/12/2023 10:51	0:02	SSA3	0.07099	0.45400	Oversupply
1/12/2023 10:53	0:02	SSA3	0.07040	0.37700	Oversupply
1/12/2023 10:55	0:02	BS250	Data Not Available	Data Not Available	Oversupply
1/12/2023 10:55	0:04	AWE	0.01488	14.50000	Oversupply
1/12/2023 10:55	0:04	SSA3	0.14216	-0.00200	Oversupply
1/12/2023 11:00	0:02	SSA3	0.02475	-0.00200	Oversupply
1/12/2023 11:02	0:02	SSA3	0.02435	0.54800	Oversupply
1/12/2023 11:04	0:02	SSA3	0.02435	1.02200	Oversupply
1/12/2023 11:06	0:02	SSA3	0.02475	1.95300	Oversupply
1/12/2023 11:08	0:02	SSA3	0.02475	2.04100	Oversupply
1/12/2023 11:10	0:02	SSA3	0.02455	2.30100	Oversupply
1/12/2023 11:14	0:02	17-2	0.02477	0.74300	Oversupply
1/12/2023 11:14	0:02	SSA3	0.00855	2.41500	Oversupply
1/12/2023 11:22	0:04	17-2	0.04445	0.74300	Oversupply
1/12/2023 11:27	2:26	17-2	1.75641	0.74300	Oversupply
1/12/2023 11:32	0:02	SSA3	0.03355	1.82100	Oversupply
1/12/2023 11:34	0:02	SSA3	0.03327	2.03300	Oversupply
1/12/2023 11:36	0:02	SSA3	0.03327	1.51300	Oversupply
1/12/2023 11:38	0:02	SSA3	0.03383	1.31800	Oversupply
1/12/2023 11:40	0:02	SSA3	0.03383	1.43900	Oversupply
1/12/2023 11:42	0:02	SSA3	0.03355	1.31500	Oversupply
1/12/2023 11:44	0:02	SSA3	0.05243	1.22600	Oversupply
1/12/2023 11:46	0:02	SSA3	0.06084	1.04800	Oversupply
1/12/2023 11:48	0:02	SSA3	0.06084	1.33300	Oversupply
1/12/2023 11:50	0:02	SSA3	0.05984	0.57700	Oversupply
1/12/2023 11:52	0:02	SSA3	0.06084	0.53200	Oversupply
1/12/2023 11:54	0:02	SSA3	0.05984	0.71200	Oversupply
1/12/2023 11:56	0:02	SSA3	0.05984	0.75900	Oversupply
1/12/2023 11:58	0:02	SSA3	0.06266	0.80000	Oversupply
1/12/2023 12:00	0:02	SSA3	0.06727	0.84600	Oversupply
1/12/2023 12:02	0:02	SSA3	0.06782	0.51500	Oversupply
1/12/2023 12:04	0:02	SSA3	0.06782	0.40600	Oversupply



Maui Curtailment Report

January 2023

Start Date and Time	Duration (minutes)	IPP Curtailed	Estimated Curtailed MWH	Peak MW Curtailed	Reasons for Curtailment
1/12/2023 12:06	0:02	SSA3	0.06838	0.86300	Oversupply
1/12/2023 12:08	0:02	SSA3	0.06671	0.85800	Oversupply
1/12/2023 12:10	0:02	SSA3	0.06727	0.92000	Oversupply
1/12/2023 12:12	0:02	SSA3	0.06893	0.53100	Oversupply
1/12/2023 12:14	0:02	SSA3	0.07169	0.20100	Oversupply
1/12/2023 12:15	0:01	BS250	Data Not Available	Data Not Available	Oversupply
1/12/2023 12:16	0:02	SSA3	0.07169	0.32100	Oversupply
1/12/2023 12:18	0:02	SSA3	0.07348	0.69000	Oversupply
1/12/2023 12:20	0:02	SSA3	0.07288	0.81700	Oversupply
1/12/2023 12:23	0:02	SSA3	0.07228	0.21800	Oversupply
1/12/2023 12:25	0:02	SSA3	0.07169	0.81200	Oversupply
1/12/2023 12:27	0:02	SSA3	0.07288	0.78400	Oversupply
1/12/2023 12:29	0:02	SSA3	0.07951	0.97600	Oversupply
1/12/2023 12:31	0:01	BS250	Data Not Available	Data Not Available	Oversupply
1/12/2023 12:31	0:02	SSA3	0.08617	0.01500	Oversupply
1/12/2023 12:33	0:02	SSA3	0.08617	0.34300	Oversupply
1/12/2023 12:35	0:01	BS250	Data Not Available	Data Not Available	Oversupply
1/12/2023 12:35	0:04	SSA3	0.17377	0.03900	Oversupply
1/12/2023 12:37	0:02	BS250	Data Not Available	Data Not Available	Oversupply
1/12/2023 12:37	0:02	AWE	0.01823	12.60000	Oversupply
1/12/2023 12:39	0:02	SSA3	0.08546	-0.00300	Oversupply
1/12/2023 12:41	0:01	AWE	0.00230	11.40000	Oversupply
1/12/2023 12:41	0:02	SSA3	0.08617	-0.00200	Oversupply
1/12/2023 12:42	0:01	BS250	Data Not Available	Data Not Available	Oversupply
1/12/2023 12:43	0:02	SSA3	0.08560	0.49300	Oversupply
1/12/2023 12:44	0:01	AWE	0.00393	11.40000	Oversupply
1/12/2023 12:45	0:02	SSA3	0.08078	0.22000	Oversupply
1/12/2023 12:46	0:02	BS250	Data Not Available	Data Not Available	Oversupply
1/12/2023 12:46	0:01	AWE	0.00954	12.20000	Oversupply
1/12/2023 12:47	0:02	SSA3	0.08145	-0.00400	Oversupply
1/12/2023 12:49	0:02	SSA3	0.08012	-0.00400	Oversupply
1/12/2023 12:51	0:02	SSA3	0.08145	-0.00300	Oversupply
1/12/2023 12:52	0:01	AWE	0.00450	12.60000	Oversupply
1/12/2023 12:53	0:02	SSA3	0.08145	0.89400	Oversupply
1/12/2023 12:55	0:02	SSA3	0.08078	0.35000	Oversupply
1/12/2023 12:57	0:02	SSA3	0.08145	0.78800	Oversupply
1/12/2023 12:59	0:02	SSA3	0.05838	0.34400	Oversupply
1/12/2023 13:01	0:02	SSA3	0.04705	0.49800	Oversupply
1/12/2023 13:03	0:02	SSA3	0.04705	0.91900	Oversupply
1/12/2023 13:04	0:01	BS250	Data Not Available	Data Not Available	Oversupply
1/12/2023 13:05	0:02	SSA3	0.04784	0.71500	Oversupply
1/12/2023 13:07	0:02	SSA3	0.04745	1.23400	Oversupply
1/12/2023 13:09	0:02	SSA3	0.04705	1.74800	Oversupply
1/12/2023 13:11	0:02	SSA3	0.04784	2.55000	Oversupply
1/12/2023 13:13	0:02	SSA3	0.04641	1.92300	Oversupply
1/12/2023 13:15	0:02	SSA3	0.04341	1.34300	Oversupply
1/12/2023 13:17	0:02	SSA3	0.04341	1.56500	Oversupply
1/12/2023 13:19	0:02	SSA3	0.04269	1.54400	Oversupply
1/12/2023 13:21	0:02	SSA3	0.04341	1.49100	Oversupply
1/12/2023 13:23	0:02	SSA3	0.04305	1.17200	Oversupply
1/12/2023 13:25	0:02	SSA3	0.04305	1.54700	Oversupply
1/12/2023 13:27	0:02	SSA3	0.04305	1.42800	Oversupply
1/12/2023 13:29	0:02	SSA3	0.03315	1.42400	Oversupply
1/12/2023 13:31	0:02	SSA3	0.02868	1.16200	Oversupply
1/12/2023 13:33	0:02	SSA3	0.02916	1.13100	Oversupply
1/12/2023 13:35	0:02	SSA3	0.02892	1.22600	Oversupply
1/12/2023 13:37	0:02	SSA3	0.02868	1.16000	Oversupply
1/12/2023 13:39	0:02	SSA3	0.02916	1.81900	Oversupply
1/12/2023 13:47	0:02	SSA3	0.00538	2.18500	Oversupply
1/12/2023 13:49	0:02	SSA3	0.00529	2.45400	Oversupply
1/13/2023 10:24	0:01	KWPll	0.00063	0.03792	Oversupply
1/13/2023 10:43	0:03	17-2	0.01478	0.75000	Oversupply
1/13/2023 10:48	3:37	17-2	2.28872	0.75000	Oversupply
1/13/2023 10:50	0:02	SSA3	0.02237	2.30900	Oversupply
1/13/2023 10:52	0:02	SSA3	0.02237	2.31000	Oversupply
1/13/2023 10:54	0:02	SSA3	0.02237	1.44700	Oversupply
1/13/2023 10:56	0:02	SSA3	0.02218	0.81600	Oversupply
1/13/2023 10:58	0:02	SSA3	0.03624	0.87100	Oversupply
1/13/2023 11:00	0:02	SSA3	0.07909	0.98900	Oversupply
1/13/2023 11:02	0:02	SSA3	0.07779	0.40400	Oversupply
1/13/2023 11:03	0:13	BS250	Data Not Available	Data Not Available	Oversupply
1/13/2023 11:04	0:03	KWPll	0.02178	1.03987	Oversupply
1/13/2023 11:04	0:12	SSA3	0.47110	0.01400	Oversupply
1/13/2023 11:06	0:01	AWE	0.00128	12.50000	Oversupply
1/13/2023 11:08	0:08	AWE	0.12567	12.70000	Oversupply
1/13/2023 11:08	0:08	KWPll	0.03361	0.41216	Oversupply
1/13/2023 11:16	0:02	SSA3	0.08208	0.29600	Oversupply



Maui Curtailment Report

January 2023

Start Date and Time	Duration (minutes)	IPP Curtailed	Estimated Curtailed MWH	Peak MW Curtailed	Reasons for Curtailment
1/13/2023 11:18	0:05	BS250	Data Not Available	Data Not Available	Oversupply
1/13/2023 11:18	0:04	KWPPII	0.00967	0.36825	Oversupply
1/13/2023 11:18	0:08	AWE	0.08194	14.00000	Oversupply
1/13/2023 11:18	0:10	SSA3	0.41521	0.00200	Oversupply
1/13/2023 11:24	0:05	BS250	Data Not Available	Data Not Available	Oversupply
1/13/2023 11:25	0:04	KWPPII	0.00699	0.24649	Oversupply
1/13/2023 11:27	0:02	AWE	0.03509	14.70000	Oversupply
1/13/2023 11:28	0:02	SSA3	0.08277	-0.00200	Oversupply
1/13/2023 11:30	0:03	BS250	Data Not Available	Data Not Available	Oversupply
1/13/2023 11:30	0:02	SSA3	0.08418	0.10800	Oversupply
1/13/2023 11:31	0:01	AWE	0.00305	15.40000	Oversupply
1/13/2023 11:31	0:02	KWPPII	0.00887	0.42313	Oversupply
1/13/2023 11:32	0:02	SSA3	0.08488	0.20000	Oversupply
1/13/2023 11:34	0:06	BS250	Data Not Available	Data Not Available	Oversupply
1/13/2023 11:34	0:14	SSA3	0.58686	0.00100	Oversupply
1/13/2023 11:35	0:06	KWPPII	0.01858	0.39120	Oversupply
1/13/2023 11:36	0:05	AWE	0.04594	15.10000	Oversupply
1/13/2023 11:42	0:02	KWPPII	0.00288	0.27643	Oversupply
1/13/2023 11:43	0:01	AWE	0.00245	14.30000	Oversupply
1/13/2023 11:44	0:04	BS250	Data Not Available	Data Not Available	Oversupply
1/13/2023 11:45	0:04	AWE	0.06773	15.30000	Oversupply
1/13/2023 11:45	0:05	KWPPII	0.01677	0.31935	Oversupply
1/13/2023 11:48	0:02	SSA3	0.08136	-0.00300	Oversupply
1/13/2023 11:50	0:02	SSA3	0.08136	0.50500	Oversupply
1/13/2023 11:52	0:02	KWPPII	0.00025	0.44908	Oversupply
1/13/2023 11:52	0:02	SSA3	0.08136	0.07300	Oversupply
1/13/2023 11:53	0:01	BS250	Data Not Available	Data Not Available	Oversupply
1/13/2023 11:55	0:02	SSA3	0.08069	0.55500	Oversupply
1/13/2023 11:56	0:01	KWPPII	0.00270	0.53590	Oversupply
1/13/2023 11:57	0:01	BS250	Data Not Available	Data Not Available	Oversupply
1/13/2023 11:57	0:02	SSA3	0.08204	0.19900	Oversupply
1/13/2023 11:59	0:02	SSA3	0.07725	0.11600	Oversupply
1/13/2023 12:01	0:01	BS250	Data Not Available	Data Not Available	Oversupply
1/13/2023 12:01	0:02	SSA3	0.07578	0.05600	Oversupply
1/13/2023 12:03	0:02	SSA3	0.07704	0.40000	Oversupply
1/13/2023 12:05	0:02	SSA3	0.07704	0.72200	Oversupply
1/13/2023 12:07	0:02	SSA3	0.07641	0.72000	Oversupply
1/13/2023 12:09	0:02	SSA3	0.07641	1.14900	Oversupply
1/13/2023 12:11	0:02	SSA3	0.07704	0.38100	Oversupply
1/13/2023 12:12	0:01	BS250	Data Not Available	Data Not Available	Oversupply
1/13/2023 12:13	0:01	KWPPII	0.00087	0.46704	Oversupply
1/13/2023 12:13	0:02	SSA3	0.07868	-0.00300	Oversupply
1/13/2023 12:15	0:02	SSA3	0.08623	-0.00300	Oversupply
1/13/2023 12:17	0:02	BS250	Data Not Available	Data Not Available	Oversupply
1/13/2023 12:17	0:02	SSA3	0.08623	-0.00400	Oversupply
1/13/2023 12:18	0:01	KWPPII	0.00013	0.57083	Oversupply
1/13/2023 12:19	0:02	SSA3	0.08766	0.58700	Oversupply
1/13/2023 12:20	0:02	BS250	Data Not Available	Data Not Available	Oversupply
1/13/2023 12:21	0:01	KWPPII	0.00348	1.13966	Oversupply
1/13/2023 12:21	0:02	SSA3	0.08623	-0.00100	Oversupply
1/13/2023 12:23	0:02	SSA3	0.08695	-0.00300	Oversupply
1/13/2023 12:24	0:08	BS250	Data Not Available	Data Not Available	Oversupply
1/13/2023 12:24	0:01	KWPPII	0.00275	0.96103	Oversupply
1/13/2023 12:25	0:08	SSA3	0.34509	-0.00300	Oversupply
1/13/2023 12:26	0:01	AWE	0.00506	16.10000	Oversupply
1/13/2023 12:26	0:03	KWPPII	0.01685	0.87221	Oversupply
1/13/2023 12:30	0:01	KWPPII	0.00445	0.75545	Oversupply
1/13/2023 12:33	0:02	SSA3	0.08592	-0.00300	Oversupply
1/13/2023 12:35	0:02	SSA3	0.08733	0.10300	Oversupply
1/13/2023 12:37	0:02	SSA3	0.08522	1.02900	Oversupply
1/13/2023 12:39	0:02	SSA3	0.08522	0.32600	Oversupply
1/13/2023 12:41	0:02	BS250	Data Not Available	Data Not Available	Oversupply
1/13/2023 12:41	0:01	KWPPII	0.00727	0.85824	Oversupply
1/13/2023 12:41	0:04	SSA3	0.17027	-0.00300	Oversupply
1/13/2023 12:44	0:01	BS250	Data Not Available	Data Not Available	Oversupply
1/13/2023 12:45	0:01	KWPPII	0.00348	1.08877	Oversupply
1/13/2023 12:45	0:02	SSA3	0.07884	-0.00300	Oversupply
1/13/2023 12:47	0:01	KWPPII	0.00109	1.35323	Oversupply
1/13/2023 12:47	0:02	SSA3	0.07819	0.65800	Oversupply
1/13/2023 12:49	0:02	SSA3	0.07949	1.34200	Oversupply
1/13/2023 12:51	0:02	SSA3	0.07884	0.02500	Oversupply
1/13/2023 12:52	0:01	KWPPII	0.00547	1.54683	Oversupply
1/13/2023 12:53	0:02	SSA3	0.07819	0.16900	Oversupply
1/13/2023 12:54	0:04	BS250	Data Not Available	Data Not Available	Oversupply
1/13/2023 12:54	0:04	KWPPII	0.01845	1.33826	Oversupply
1/13/2023 12:55	0:02	SSA3	0.07755	-0.00400	Oversupply
1/13/2023 12:57	0:02	SSA3	0.08013	0.09400	Oversupply



Maui Curtailment Report

January 2023

Start Date and Time	Duration (minutes)	IPP Curtailed	Estimated Curtailed MWH	Peak MW Curtailed	Reasons for Curtailment
1/13/2023 12:59	0:02	SSA3	0.09193	0.07100	Oversupply
1/13/2023 13:01	1:03	BS250	Data Not Available	Data Not Available	Oversupply
1/13/2023 13:01	1:01	SSA3	2.59090	0.00000	Oversupply
1/13/2023 13:02	0:53	AWE	3.19174	13.60000	Oversupply
1/13/2023 13:02	1:01	KWP11	0.79746	1.34325	Oversupply
1/13/2023 13:29	0:04	5A	Data Not Available	Data Not Available	Oversupply
1/13/2023 13:29	0:04	MS	Data Not Available	Data Not Available	Oversupply
1/13/2023 13:57	0:02	AWE	0.01058	12.30000	Oversupply
1/13/2023 14:00	0:01	AWE	0.00814	11.70000	Oversupply
1/13/2023 14:02	0:02	SSA3	0.05855	0.02900	Oversupply
1/13/2023 14:04	0:02	SSA3	0.05855	0.46700	Oversupply
1/13/2023 14:06	0:02	SSA3	0.05855	0.46100	Oversupply
1/13/2023 14:08	0:02	SSA3	0.05759	0.80100	Oversupply
1/13/2023 14:10	0:02	SSA3	0.05855	0.65600	Oversupply
1/13/2023 14:12	0:02	SSA3	0.05855	0.64000	Oversupply
1/13/2023 14:14	0:02	SSA3	0.01218	1.11900	Oversupply
1/13/2023 14:16	0:02	SSA3	0.00793	2.06700	Oversupply
1/13/2023 14:21	0:02	SSA3	0.00787	2.28400	Oversupply
1/13/2023 14:23	0:02	SSA3	0.00787	2.25300	Oversupply
1/13/2023 14:28	0:27	17-2	0.32915	0.75000	Oversupply
1/13/2023 14:29	0:02	SSA3	0.03820	2.20600	Oversupply
1/13/2023 14:31	0:02	SSA3	0.06073	1.21800	Oversupply
1/13/2023 14:33	0:02	SSA3	0.06023	2.03900	Oversupply
1/13/2023 14:35	0:06	BS250	Data Not Available	Data Not Available	Oversupply
1/13/2023 14:35	0:01	KWP11	0.00208	2.45497	Oversupply
1/13/2023 14:35	0:06	SSA3	0.18269	0.01200	Oversupply
1/13/2023 14:37	0:04	KWP11	0.03445	1.96597	Oversupply
1/13/2023 14:41	0:02	SSA3	0.06073	0.07300	Oversupply
1/13/2023 14:42	0:01	KWP11	0.00689	1.73544	Oversupply
1/13/2023 14:43	0:02	SSA3	0.05827	0.04500	Oversupply
1/13/2023 14:44	0:05	BS250	Data Not Available	Data Not Available	Oversupply
1/13/2023 14:44	0:05	KWP11	0.05154	2.24740	Oversupply
1/13/2023 14:45	0:04	SSA3	0.07344	-0.00300	Oversupply
1/13/2023 14:46	0:01	AWE	0.00303	16.20000	Oversupply
1/13/2023 14:49	0:02	SSA3	0.03642	-0.00300	Oversupply
1/13/2023 14:51	0:02	SSA3	0.03702	0.83600	Oversupply
1/13/2023 14:53	0:02	SSA3	0.03672	0.82500	Oversupply
1/13/2023 19:55	0:01	KWP11	0.00013	0.00798	Oversupply
1/14/2023 0:52	0:01	AWE	0.00209	20.70000	Oversupply
1/14/2023 0:52	0:02	KWP11	0.00720	0.21755	Oversupply
1/14/2023 0:58	0:01	KWP11	0.00180	0.10778	Oversupply
1/14/2023 1:23	0:01	AWE	0.00018	20.40000	Oversupply
1/14/2023 1:25	0:01	AWE	0.00127	20.20000	Oversupply
1/14/2023 1:33	0:06	AWE	0.03414	19.80000	Oversupply
1/14/2023 1:43	0:01	AWE	0.00614	19.20000	Oversupply
1/14/2023 1:47	0:01	AWE	0.01207	19.50000	Oversupply
1/14/2023 2:37	0:02	AWE	0.00441	17.60000	Oversupply
1/14/2023 2:41	0:01	AWE	0.00717	17.30000	Oversupply
1/14/2023 2:44	0:34	AWE	1.13357	17.70000	Oversupply
1/14/2023 3:19	0:08	AWE	0.09258	16.30000	Oversupply
1/14/2023 3:30	0:01	AWE	0.00142	14.90000	Oversupply
1/14/2023 3:41	0:02	AWE	0.00214	15.40000	Oversupply
1/14/2023 3:44	0:01	AWE	0.00404	15.60000	Oversupply
1/14/2023 3:48	0:02	AWE	0.01465	16.50000	Oversupply
1/14/2023 10:31	0:01	17-2	0.01250	0.75000	Oversupply
1/14/2023 10:33	0:05	17-2	0.04633	0.75000	Oversupply
1/14/2023 10:34	0:02	SSA3	0.01998	1.59100	Oversupply
1/14/2023 10:39	3:24	17-2	2.13061	0.75000	Oversupply
1/14/2023 10:40	0:02	SSA3	0.01998	1.48700	Oversupply
1/14/2023 10:42	0:02	SSA3	0.01982	0.97500	Oversupply
1/14/2023 10:44	0:02	SSA3	0.02305	0.83500	Oversupply
1/14/2023 10:46	0:02	SSA3	0.03549	1.73400	Oversupply
1/14/2023 10:48	0:02	SSA3	0.03491	1.78200	Oversupply
1/14/2023 10:50	0:02	SSA3	0.03549	1.51600	Oversupply
1/14/2023 10:52	0:02	SSA3	0.03520	1.68200	Oversupply
1/14/2023 10:54	0:02	SSA3	0.03491	1.82600	Oversupply
1/14/2023 10:56	0:02	SSA3	0.03520	0.72100	Oversupply
1/14/2023 10:58	0:02	SSA3	0.04058	0.88300	Oversupply
1/14/2023 11:00	0:02	SSA3	0.05301	0.68300	Oversupply
1/14/2023 11:02	0:02	SSA3	0.05301	0.02200	Oversupply
1/14/2023 11:03	0:01	AWE	0.00243	9.60000	Oversupply
1/14/2023 11:04	0:02	SSA3	0.05345	0.36800	Oversupply
1/14/2023 11:06	0:02	SSA3	0.05345	1.02400	Oversupply
1/14/2023 11:08	0:02	SSA3	0.05345	1.32600	Oversupply
1/14/2023 11:10	0:02	SSA3	0.05345	1.48200	Oversupply
1/14/2023 11:12	0:02	SSA3	0.05345	0.93800	Oversupply
1/14/2023 11:14	0:02	SSA3	0.03351	1.55200	Oversupply



Maui Curtailment Report

January 2023

Start Date and Time	Duration (minutes)	IPP Curtailed	Estimated Curtailed MWH	Peak MW Curtailed	Reasons for Curtailment
1/14/2023 11:16	0:02	SSA3	0.03628	0.83600	Oversupply
1/14/2023 11:18	0:02	SSA3	0.03568	1.20400	Oversupply
1/14/2023 11:20	0:02	SSA3	0.03658	1.45100	Oversupply
1/14/2023 11:23	0:02	SSA3	0.03658	1.40800	Oversupply
1/14/2023 11:25	0:02	SSA3	0.03598	1.63600	Oversupply
1/14/2023 11:27	0:02	SSA3	0.03628	1.30700	Oversupply
1/14/2023 11:29	0:02	SSA3	0.03628	1.66600	Oversupply
1/14/2023 11:31	0:02	SSA3	0.03844	1.37200	Oversupply
1/14/2023 11:33	0:02	SSA3	0.03940	2.06100	Oversupply
1/14/2023 11:35	0:02	SSA3	0.03844	2.23600	Oversupply
1/14/2023 11:37	0:02	SSA3	0.03844	1.86500	Oversupply
1/14/2023 11:39	0:02	SSA3	0.03844	1.80100	Oversupply
1/14/2023 11:41	0:02	SSA3	0.03876	1.43400	Oversupply
1/14/2023 11:43	0:02	SSA3	0.04524	0.65600	Oversupply
1/14/2023 11:45	0:02	SSA3	0.08384	1.02000	Oversupply
1/14/2023 11:47	0:02	BS250	Data Not Available	Data Not Available	Oversupply
1/14/2023 11:47	0:01	AWE	0.00735	4.60000	Oversupply
1/14/2023 11:47	0:02	SSA3	0.08453	-0.00100	Oversupply
1/14/2023 11:49	0:01	AWE	0.00466	3.60000	Oversupply
1/14/2023 11:49	0:02	SSA3	0.08247	0.03400	Oversupply
1/14/2023 11:51	0:02	SSA3	0.08316	0.54800	Oversupply
1/14/2023 11:53	0:01	BS250	Data Not Available	Data Not Available	Oversupply
1/14/2023 11:53	0:02	SSA3	0.08316	0.02700	Oversupply
1/14/2023 11:55	0:02	SSA3	0.08316	0.29600	Oversupply
1/14/2023 11:56	0:03	BS250	Data Not Available	Data Not Available	Oversupply
1/14/2023 11:57	0:02	AWE	0.02215	3.60000	Oversupply
1/14/2023 11:57	0:02	SSA3	0.08316	0.00900	Oversupply
1/14/2023 11:59	0:02	SSA3	0.07216	0.11900	Oversupply
1/14/2023 12:00	0:03	BS250	Data Not Available	Data Not Available	Oversupply
1/14/2023 12:01	0:03	AWE	0.02291	3.70000	Oversupply
1/14/2023 12:01	0:06	SSA3	0.20837	0.01800	Oversupply
1/14/2023 12:05	0:02	BS250	Data Not Available	Data Not Available	Oversupply
1/14/2023 12:06	0:01	AWE	0.00788	3.80000	Oversupply
1/14/2023 12:07	0:02	SSA3	0.07003	0.53600	Oversupply
1/14/2023 12:09	0:02	SSA3	0.06888	0.53400	Oversupply
1/14/2023 12:11	0:02	SSA3	0.07003	0.93900	Oversupply
1/14/2023 12:13	0:02	SSA3	0.06228	1.25200	Oversupply
1/14/2023 12:15	0:02	SSA3	0.04754	1.08600	Oversupply
1/14/2023 12:17	0:02	SSA3	0.04754	0.99400	Oversupply
1/14/2023 12:19	0:02	SSA3	0.04754	1.36000	Oversupply
1/14/2023 12:21	0:02	SSA3	0.04754	1.49100	Oversupply
1/14/2023 12:23	0:02	SSA3	0.04754	1.37700	Oversupply
1/14/2023 12:25	0:02	SSA3	0.04714	0.79500	Oversupply
1/14/2023 12:27	0:02	SSA3	0.04714	1.34400	Oversupply
1/14/2023 12:29	0:02	SSA3	0.05859	1.78300	Oversupply
1/14/2023 12:31	0:02	SSA3	0.06187	1.05300	Oversupply
1/14/2023 12:33	0:02	SSA3	0.06545	1.36000	Oversupply
1/14/2023 12:35	0:02	SSA3	0.06136	1.29900	Oversupply
1/14/2023 12:37	0:02	SSA3	0.06136	0.97000	Oversupply
1/14/2023 12:39	0:02	SSA3	0.06187	0.97700	Oversupply
1/14/2023 12:41	0:02	SSA3	0.06187	0.92100	Oversupply
1/14/2023 12:43	0:02	SSA3	0.06309	0.56800	Oversupply
1/14/2023 12:45	0:01	KWPPI	0.00220	0.48600	Oversupply
1/14/2023 12:45	0:02	SSA3	0.06608	0.57100	Oversupply
1/14/2023 12:47	0:02	SSA3	0.06608	0.68200	Oversupply
1/14/2023 12:49	0:02	SSA3	0.06499	1.79900	Oversupply
1/14/2023 12:51	0:02	SSA3	0.06553	0.94800	Oversupply
1/14/2023 12:54	0:02	SSA3	0.06553	0.79300	Oversupply
1/14/2023 12:56	0:02	SSA3	0.06553	0.29200	Oversupply
1/14/2023 12:58	0:02	SSA3	0.06679	0.82500	Oversupply
1/14/2023 13:00	0:02	SSA3	0.08640	0.80000	Oversupply
1/14/2023 13:02	0:02	SSA3	0.08569	1.15800	Oversupply
1/14/2023 13:04	0:53	BS250	Data Not Available	Data Not Available	Oversupply
1/14/2023 13:04	0:55	SSA3	2.32293	0.19500	Oversupply
1/14/2023 13:05	0:04	KWPPI	0.00551	0.82032	Oversupply
1/14/2023 13:05	0:45	AWE	1.63431	16.70000	Oversupply
1/14/2023 13:11	0:01	KWPPI	0.00889	0.92311	Oversupply
1/14/2023 13:13	0:43	KWPPI	0.59083	1.27439	Oversupply
1/14/2023 13:57	0:01	KWPPI	0.00699	0.72452	Oversupply
1/14/2023 13:58	0:02	SSA3	0.05253	0.92000	Oversupply
1/14/2023 14:00	0:02	SSA3	0.00559	1.46800	Oversupply
1/14/2023 14:10	0:01	17-2	0.00564	0.75000	Oversupply
1/15/2023 5:56	0:01	KWPPI	0.01081	2.04281	Oversupply
1/15/2023 6:00	0:02	KWPPI	0.01000	2.35018	Oversupply
1/15/2023 6:12	0:01	KWPPI	0.00400	2.26436	Oversupply
1/15/2023 6:17	0:10	KWPPI	0.12998	2.56075	Oversupply
1/15/2023 6:19	0:01	AWE	0.00221	15.20000	Oversupply



Maui Curtailment Report

January 2023

Start Date and Time	Duration (minutes)	IPP Curtailed	Estimated Curtailed MWH	Peak MW Curtailed	Reasons for Curtailment
1/15/2023 6:39	0:01	KWPIL	0.00194	3.60561	Oversupply
1/15/2023 6:41	0:03	KWPIL	0.01556	4.17844	Oversupply
1/15/2023 9:13	0:01	17-2	0.00451	0.51100	Oversupply
1/15/2023 9:15	0:01	17-2	0.00046	0.52400	Oversupply
1/15/2023 9:16	0:02	SSA3	0.03668	1.46000	Oversupply
1/15/2023 9:17	6:12	17-2	1.32653	0.75000	Oversupply
1/15/2023 9:18	0:02	SSA3	0.03668	0.83500	Oversupply
1/15/2023 9:20	0:02	SSA3	0.03699	0.20900	Oversupply
1/15/2023 9:22	5:34	BS250	Data Not Available	Data Not Available	Oversupply
1/15/2023 9:22	0:02	SSA3	0.03699	0.00300	Oversupply
1/15/2023 9:23	5:23	AWE	42.49341	17.70000	Oversupply
1/15/2023 9:24	5:31	SSA3	13.04141	0.02100	Oversupply
1/15/2023 12:11	0:01	KWPIL	0.00128	0.07684	Oversupply
1/15/2023 12:13	0:02	KWPIL	0.00203	0.10678	Oversupply
1/15/2023 12:16	0:03	KWPIL	0.00642	0.26645	Oversupply
1/15/2023 12:20	2:36	KWPIL	3.32573	2.14960	Oversupply
1/15/2023 14:47	0:03	AWE	0.01127	17.70000	Oversupply
1/15/2023 14:56	0:02	SSA3	0.08216	0.37500	Oversupply
1/15/2023 14:57	0:04	BS250	Data Not Available	Data Not Available	Oversupply
1/15/2023 14:58	0:01	AWE	0.00141	17.80000	Oversupply
1/15/2023 14:58	0:04	KWPIL	0.02705	0.67063	Oversupply
1/15/2023 14:58	0:04	SSA3	0.13616	0.00900	Oversupply
1/15/2023 15:00	0:01	AWE	0.00124	17.70000	Oversupply
1/15/2023 15:02	0:02	SSA3	0.05401	0.35000	Oversupply
1/15/2023 15:04	0:02	SSA3	0.05446	0.52900	Oversupply
1/15/2023 15:06	0:02	SSA3	0.05401	0.83300	Oversupply
1/15/2023 15:08	0:02	SSA3	0.05401	0.56200	Oversupply
1/15/2023 15:10	0:02	SSA3	0.05401	0.20100	Oversupply
1/15/2023 15:12	0:02	SSA3	0.05401	0.67400	Oversupply
1/15/2023 15:14	0:02	SSA3	0.03669	0.68400	Oversupply
1/15/2023 15:16	0:02	SSA3	0.01798	1.07400	Oversupply
1/15/2023 15:18	0:02	SSA3	0.01813	1.61100	Oversupply
1/15/2023 15:20	0:02	SSA3	0.01798	1.81100	Oversupply
1/15/2023 15:22	0:02	SSA3	0.01813	1.46900	Oversupply
1/15/2023 15:24	0:02	SSA3	0.01784	1.10200	Oversupply
1/15/2023 15:26	0:02	SSA3	0.01843	1.21600	Oversupply
1/16/2023 10:23	0:01	17-2	0.00762	0.49300	Oversupply
1/16/2023 10:24	0:02	SSA3	-0.00102	1.87800	Oversupply
1/16/2023 10:25	0:02	17-2	0.01398	0.42600	Oversupply
1/16/2023 10:28	0:04	17-2	0.02379	0.48800	Oversupply
1/16/2023 10:38	0:56	17-2	0.44544	0.75000	Oversupply
1/16/2023 10:38	0:02	SSA3	0.00835	2.21600	Oversupply
1/16/2023 10:40	0:02	SSA3	0.00829	0.98500	Oversupply
1/16/2023 10:42	0:02	SSA3	0.00835	2.13200	Oversupply
1/16/2023 10:44	0:02	SSA3	0.05853	1.57000	Oversupply
1/16/2023 10:46	0:02	SSA3	0.06378	2.06900	Oversupply
1/16/2023 10:49	0:02	SSA3	0.06326	0.45300	Oversupply
1/16/2023 10:51	0:02	SSA3	0.06326	0.29500	Oversupply
1/16/2023 10:53	0:02	BS250	Data Not Available	Data Not Available	Oversupply
1/16/2023 10:53	0:01	AWE	0.00080	19.00000	Oversupply
1/16/2023 10:53	0:02	SSA3	0.06326	0.01400	Oversupply
1/16/2023 10:55	0:02	SSA3	0.06378	0.27200	Oversupply
1/16/2023 10:56	0:01	BS250	Data Not Available	Data Not Available	Oversupply
1/16/2023 10:56	0:01	AWE	0.00120	18.60000	Oversupply
1/16/2023 10:57	0:02	SSA3	0.06326	0.23600	Oversupply
1/16/2023 10:58	0:04	BS250	Data Not Available	Data Not Available	Oversupply
1/16/2023 10:59	0:04	AWE	0.03245	18.60000	Oversupply
1/16/2023 10:59	0:04	KWPIL	0.01470	0.43810	Oversupply
1/16/2023 10:59	0:02	SSA3	0.06477	-0.00300	Oversupply
1/16/2023 11:01	0:02	SSA3	0.07146	-0.00300	Oversupply
1/16/2023 11:03	0:02	SSA3	0.07088	-0.00200	Oversupply
1/16/2023 11:05	0:02	SSA3	0.07146	0.67300	Oversupply
1/16/2023 11:07	0:02	SSA3	0.07029	1.51600	Oversupply
1/16/2023 11:09	0:02	SSA3	0.07146	0.29400	Oversupply
1/16/2023 11:11	0:14	BS250	Data Not Available	Data Not Available	Oversupply
1/16/2023 11:11	0:14	KWPIL	0.10624	0.76743	Oversupply
1/16/2023 11:11	0:14	SSA3	0.51091	0.00200	Oversupply
1/16/2023 11:12	0:03	AWE	0.03726	19.70000	Oversupply
1/16/2023 11:16	0:08	AWE	0.11490	19.30000	Oversupply
1/16/2023 11:25	0:02	SSA3	0.07338	0.61900	Oversupply
1/16/2023 11:27	0:02	SSA3	0.07399	0.87100	Oversupply
1/16/2023 11:29	0:02	SSA3	0.02607	1.20100	Oversupply
1/16/2023 11:31	0:02	SSA3	0.00668	1.63600	Oversupply
1/16/2023 11:38	0:03	17-2	0.01332	0.47600	Oversupply
1/16/2023 11:39	0:02	SSA3	0.00668	2.39800	Oversupply
1/16/2023 14:36	0:01	17-2	0.00344	0.30800	Oversupply
1/17/2023 9:54	0:10	17-2	0.10172	0.68300	Oversupply



Maui Curtailment Report

January 2023

Start Date and Time	Duration (minutes)	IPP Curtailed	Estimated Curtailed MWH	Peak MW Curtailed	Reasons for Curtailment
1/17/2023 9:55	0:02	SSA3	-0.00189	1.57700	Oversupply
1/17/2023 9:59	0:02	SSA3	-0.00444	1.45300	Oversupply
1/17/2023 10:01	0:02	SSA3	-0.00070	1.69800	Oversupply
1/17/2023 10:05	0:01	17-2	0.00376	0.68300	Oversupply
1/17/2023 10:07	0:02	17-2	0.01491	0.69400	Oversupply
1/17/2023 10:10	0:05	17-2	0.04833	0.71600	Oversupply
1/17/2023 10:11	0:02	SSA3	-0.00070	1.92100	Oversupply
1/17/2023 10:13	0:02	SSA3	-0.00068	1.99300	Oversupply
1/17/2023 10:23	0:07	17-2	0.06840	0.74800	Oversupply
1/17/2023 10:23	0:02	SSA3	0.00419	2.09300	Oversupply
1/17/2023 10:25	0:02	SSA3	0.00419	1.32000	Oversupply
1/17/2023 10:27	0:02	SSA3	0.00413	1.78200	Oversupply
1/17/2023 10:33	0:02	17-2	0.01446	0.74100	Oversupply
1/17/2023 10:36	0:12	17-2	0.11242	0.75000	Oversupply
1/17/2023 10:37	0:02	SSA3	0.01007	2.04300	Oversupply
1/17/2023 10:39	0:02	SSA3	0.01007	1.20100	Oversupply
1/17/2023 10:41	0:02	SSA3	0.01015	1.11900	Oversupply
1/17/2023 10:49	0:06	17-2	0.06794	0.75000	Oversupply
1/17/2023 10:49	0:02	SSA3	0.00097	2.19200	Oversupply
1/17/2023 10:51	0:02	SSA3	0.00095	2.26900	Oversupply
1/17/2023 11:55	0:06	17-2	0.03731	0.75000	Oversupply
1/17/2023 11:58	0:02	SSA3	0.00914	2.71300	Oversupply
1/17/2023 12:02	0:21	17-2	0.21336	0.72300	Oversupply
1/17/2023 12:02	0:02	SSA3	0.02040	2.59300	Oversupply
1/17/2023 12:04	0:02	SSA3	0.02057	2.57300	Oversupply
1/17/2023 12:06	0:02	SSA3	0.02057	2.55800	Oversupply
1/17/2023 12:08	0:02	SSA3	0.02040	1.24900	Oversupply
1/17/2023 12:10	0:02	SSA3	0.02040	2.06700	Oversupply
1/17/2023 12:12	0:02	SSA3	0.02074	2.04000	Oversupply
1/17/2023 12:14	0:02	SSA3	0.01067	1.94800	Oversupply
1/17/2023 12:16	0:02	SSA3	0.00804	2.13800	Oversupply
1/17/2023 12:18	0:02	SSA3	0.00798	2.01800	Oversupply
1/17/2023 12:20	0:02	SSA3	0.00804	2.61500	Oversupply
1/17/2023 12:24	0:01	17-2	0.00243	0.72300	Oversupply
1/17/2023 12:35	0:01	17-2	0.00427	0.72300	Oversupply
1/17/2023 13:07	0:01	17-2	0.00394	0.42100	Oversupply
1/17/2023 13:08	0:02	SSA3	0.00349	1.70100	Oversupply
1/17/2023 13:09	0:01	17-2	0.00394	0.42100	Oversupply
1/17/2023 13:11	0:01	17-2	0.00394	0.42100	Oversupply
1/17/2023 13:14	0:02	17-2	0.00057	0.42100	Oversupply
1/17/2023 15:48	0:03	BS250	Data Not Available	Data Not Available	Oversupply
1/17/2023 15:49	0:01	AWE	0.00035	3.50000	Oversupply
1/17/2023 15:49	0:02	17-2	0.02123	0.65300	Oversupply
1/17/2023 15:49	0:02	KWPll	0.01051	0.38621	Oversupply
1/17/2023 15:49	0:02	SSA3	0.02504	0.82400	Oversupply
1/17/2023 19:19	0:01	AWE	0.00167	0.10000	Oversupply
1/18/2023 11:01	0:01	17-2	0.00519	0.74900	Oversupply
1/18/2023 11:06	0:19	17-2	0.23013	0.74900	Oversupply
1/18/2023 11:08	0:02	SSA3	0.02264	1.70400	Oversupply
1/18/2023 11:10	0:02	SSA3	0.02283	1.87700	Oversupply
1/18/2023 11:12	0:02	SSA3	0.02283	0.67800	Oversupply
1/18/2023 11:14	0:02	SSA3	0.05399	0.14900	Oversupply
1/18/2023 11:16	0:08	SSA3	0.27907	0.02100	Oversupply
1/18/2023 11:17	0:07	BS250	Data Not Available	Data Not Available	Oversupply
1/18/2023 11:17	0:01	KWPll	0.00642	0.85525	Oversupply
1/18/2023 11:19	0:03	KWPll	0.01480	0.93109	Oversupply
1/18/2023 11:19	0:06	AWE	0.02312	6.30000	Oversupply
1/18/2023 11:23	0:02	KWPll	0.01273	0.66663	Oversupply
1/18/2023 11:28	0:04	17-2	0.04205	0.74900	Oversupply
1/18/2023 11:28	0:02	SSA3	0.05498	0.85800	Oversupply
1/18/2023 11:30	0:02	SSA3	0.01205	1.48600	Oversupply
1/18/2023 11:36	0:02	17-2	0.01864	0.74900	Oversupply
1/18/2023 11:39	1:28	17-2	0.94542	0.75000	Oversupply
1/18/2023 11:40	0:02	SSA3	0.01205	1.92600	Oversupply
1/18/2023 11:42	0:02	SSA3	0.01195	1.89900	Oversupply
1/18/2023 11:44	0:02	SSA3	0.06313	1.06700	Oversupply
1/18/2023 11:46	0:02	SSA3	0.07707	0.59600	Oversupply
1/18/2023 11:48	0:02	SSA3	0.07643	0.32400	Oversupply
1/18/2023 11:50	0:02	SSA3	0.07771	0.29300	Oversupply
1/18/2023 11:51	0:05	BS250	Data Not Available	Data Not Available	Oversupply
1/18/2023 11:51	0:06	KWPll	0.02767	0.69957	Oversupply
1/18/2023 11:52	0:04	SSA3	0.15350	-0.00300	Oversupply
1/18/2023 11:55	0:01	AWE	0.00637	11.50000	Oversupply
1/18/2023 11:56	0:02	SSA3	0.07643	-0.00300	Oversupply
1/18/2023 11:58	0:02	SSA3	0.07783	0.78800	Oversupply
1/18/2023 11:59	0:01	BS250	Data Not Available	Data Not Available	Oversupply
1/18/2023 12:00	0:01	AWE	0.00362	11.90000	Oversupply



Maui Curtailment Report

January 2023

Start Date and Time	Duration (minutes)	IPP Curtailed	Estimated Curtailed MWH	Peak MW Curtailed	Reasons for Curtailment
1/18/2023 12:00	0:02	SSA3	0.08308	0.16100	Oversupply
1/18/2023 12:02	0:05	BS250	Data Not Available	Data Not Available	Oversupply
1/18/2023 12:02	0:04	AWE	0.02434	13.10000	Oversupply
1/18/2023 12:02	0:06	SSA3	0.24856	-0.00400	Oversupply
1/18/2023 12:04	0:04	KWP11	0.01601	0.55985	Oversupply
1/18/2023 12:07	0:01	AWE	0.00038	11.10000	Oversupply
1/18/2023 12:08	0:02	SSA3	0.08308	0.73900	Oversupply
1/18/2023 12:10	0:02	SSA3	0.08239	0.37600	Oversupply
1/18/2023 12:11	0:08	BS250	Data Not Available	Data Not Available	Oversupply
1/18/2023 12:12	0:03	KWP11	0.01700	0.54788	Oversupply
1/18/2023 12:12	0:07	AWE	0.04896	12.90000	Oversupply
1/18/2023 12:12	0:06	SSA3	0.23928	0.03000	Oversupply
1/18/2023 12:18	0:02	SSA3	0.07792	0.10800	Oversupply
1/18/2023 12:20	0:02	SSA3	0.07922	0.52500	Oversupply
1/18/2023 12:22	0:02	SSA3	0.07922	0.26700	Oversupply
1/18/2023 12:24	0:02	SSA3	0.07857	0.29500	Oversupply
1/18/2023 12:26	0:02	SSA3	0.07857	0.50300	Oversupply
1/18/2023 12:28	0:02	SSA3	0.06118	0.00500	Oversupply
1/18/2023 12:29	0:01	BS250	Data Not Available	Data Not Available	Oversupply
1/18/2023 12:29	0:01	AWE	0.00082	10.90000	Oversupply
1/18/2023 12:30	0:02	SSA3	0.04053	0.51000	Oversupply
1/18/2023 12:32	0:02	SSA3	0.04053	0.51800	Oversupply
1/18/2023 12:35	0:02	SSA3	0.03986	1.23900	Oversupply
1/18/2023 12:37	0:02	SSA3	0.04019	1.37100	Oversupply
1/18/2023 12:39	0:02	SSA3	0.03986	1.73200	Oversupply
1/18/2023 12:41	0:02	SSA3	0.04019	2.09500	Oversupply
1/18/2023 12:43	0:02	SSA3	0.03975	2.03400	Oversupply
1/18/2023 12:45	0:02	SSA3	0.03436	1.96500	Oversupply
1/18/2023 12:47	0:02	SSA3	0.03380	2.11200	Oversupply
1/18/2023 12:49	0:02	SSA3	0.03436	1.31500	Oversupply
1/18/2023 12:51	0:02	SSA3	0.03408	1.46800	Oversupply
1/18/2023 12:53	0:02	SSA3	0.03436	1.83900	Oversupply
1/18/2023 12:55	0:02	SSA3	0.03380	1.37900	Oversupply
1/18/2023 12:57	0:02	SSA3	0.03408	1.64200	Oversupply
1/18/2023 12:59	0:02	SSA3	0.01747	2.03200	Oversupply
1/18/2023 13:01	0:02	SSA3	0.00620	2.39200	Oversupply
1/18/2023 13:05	0:02	SSA3	0.00630	2.23200	Oversupply
1/18/2023 13:08	0:02	17-2	0.00645	0.19900	Oversupply
1/18/2023 13:11	0:03	17-2	0.00872	0.18600	Oversupply
1/18/2023 13:11	0:02	SSA3	0.00635	2.56000	Oversupply
1/20/2023 13:07	0:02	17-2	0.00554	0.75000	Oversupply
1/20/2023 13:10	0:01	17-2	0.00284	0.75000	Oversupply
1/20/2023 13:19	0:02	17-2	0.00981	0.75000	Oversupply
1/20/2023 13:27	0:02	SSA3	0.00778	2.61500	Oversupply
1/20/2023 13:28	0:11	17-2	0.07920	0.56300	Oversupply
1/20/2023 13:29	0:02	SSA3	0.02172	1.94500	Oversupply
1/20/2023 13:31	0:02	SSA3	0.00981	1.13400	Oversupply
1/20/2023 13:33	0:02	SSA3	0.00965	1.33600	Oversupply
1/20/2023 13:35	0:02	SSA3	0.00981	1.63000	Oversupply
1/20/2023 13:40	0:10	17-2	0.04532	0.35400	Oversupply
1/20/2023 13:42	0:02	SSA3	0.00965	2.40500	Oversupply
1/20/2023 13:44	0:02	SSA3	0.00220	2.12900	Oversupply
1/20/2023 14:05	0:02	17-2	0.01284	0.74400	Oversupply
1/20/2023 14:17	0:07	17-2	0.06691	0.75000	Oversupply
1/20/2023 14:18	0:02	SSA3	0.00311	1.36700	Oversupply
1/20/2023 14:20	0:02	SSA3	0.00311	1.32100	Oversupply
1/20/2023 14:25	0:02	17-2	0.01046	0.36400	Oversupply
1/20/2023 15:34	0:01	KWP11	0.00015	0.00898	Oversupply
1/21/2023 11:34	0:04	17-2	0.02190	0.75000	Oversupply
1/21/2023 11:39	0:06	17-2	0.06050	0.75000	Oversupply
1/21/2023 11:40	0:02	SSA3	0.00312	1.43400	Oversupply
1/21/2023 11:46	0:34	17-2	0.25604	0.75000	Oversupply
1/21/2023 11:48	0:02	SSA3	-0.00046	0.92600	Oversupply
1/21/2023 11:50	0:02	SSA3	-0.00046	0.51000	Oversupply
1/21/2023 11:52	0:02	SSA3	-0.00046	0.72800	Oversupply
1/21/2023 11:58	0:01	AWE	0.00167	0.10000	Oversupply
1/21/2023 11:58	0:02	SSA3	0.00055	0.69500	Oversupply
1/21/2023 12:00	0:02	SSA3	0.03032	1.26500	Oversupply
1/21/2023 12:02	0:02	SSA3	0.03058	0.88400	Oversupply
1/21/2023 12:04	0:02	SSA3	0.03083	0.82200	Oversupply
1/21/2023 12:06	0:02	SSA3	0.03032	1.36000	Oversupply
1/21/2023 12:08	0:02	SSA3	0.03058	0.56700	Oversupply
1/21/2023 12:10	0:02	SSA3	0.03058	0.63400	Oversupply
1/21/2023 12:11	0:01	AWE	0.00167	0.10000	Oversupply
1/21/2023 12:12	0:02	SSA3	0.03058	0.32900	Oversupply
1/21/2023 12:14	0:02	SSA3	0.01326	0.42100	Oversupply
1/21/2023 12:16	0:02	SSA3	0.00711	0.83000	Oversupply



Maui Curtailment Report

January 2023

Start Date and Time	Duration (minutes)	IPP Curtailed	Estimated Curtailed MWH	Peak MW Curtailed	Reasons for Curtailment
1/21/2023 12:18	0:02	SSA3	0.00706	0.68100	Oversupply
1/21/2023 12:20	0:02	SSA3	0.00706	1.17500	Oversupply
1/21/2023 12:21	0:03	17-2	0.01520	0.30400	Oversupply
1/21/2023 12:30	0:03	17-2	0.01520	0.30400	Oversupply
1/21/2023 12:30	0:02	SSA3	0.00765	2.33600	Oversupply
1/22/2023 9:23	0:11	17-2	0.05824	0.68200	Oversupply
1/22/2023 9:23	0:02	SSA3	0.01095	1.14000	Oversupply
1/22/2023 9:25	0:02	SSA3	0.01086	1.28100	Oversupply
1/22/2023 9:27	0:02	SSA3	0.01104	0.26300	Oversupply
1/22/2023 9:28	0:01	KWP/II	0.00236	0.96303	Oversupply
1/22/2023 9:29	0:02	SSA3	0.00704	0.55600	Oversupply
1/22/2023 9:35	0:11	17-2	0.07941	0.66000	Oversupply
1/22/2023 9:37	0:02	SSA3	0.01094	1.66600	Oversupply
1/22/2023 9:39	0:02	SSA3	0.01085	0.71200	Oversupply
1/22/2023 9:41	0:02	SSA3	0.01094	0.60700	Oversupply
1/22/2023 9:43	0:02	SSA3	0.01044	1.04200	Oversupply
1/22/2023 9:48	0:02	17-2	0.01401	0.66600	Oversupply
1/22/2023 9:52	4:05	17-2	2.44056	0.75000	Oversupply
1/22/2023 9:53	0:02	SSA3	0.01513	1.18000	Oversupply
1/22/2023 9:55	0:02	SSA3	0.01525	0.98000	Oversupply
1/22/2023 9:57	0:02	SSA3	0.01513	0.90800	Oversupply
1/22/2023 9:59	0:02	SSA3	0.05000	1.04400	Oversupply
1/22/2023 10:01	0:02	SSA3	0.06115	0.15300	Oversupply
1/22/2023 10:03	2:07	BS250	Data Not Available	Data Not Available	Oversupply
1/22/2023 10:03	1:51	KWP/II	3.09168	3.90700	Oversupply
1/22/2023 10:03	1:35	SSA3	3.61705	-0.00200	Oversupply
1/22/2023 10:06	2:00	AWE	9.09449	20.10000	Oversupply
1/22/2023 11:38	0:32	SSA3	1.38284	-0.00200	Oversupply
1/22/2023 12:01	0:04	KWP/II	0.03664	0.74847	Oversupply
1/22/2023 12:07	0:04	AWE	0.06623	19.50000	Oversupply
1/22/2023 12:07	0:04	KWP/II	0.01306	0.28941	Oversupply
1/22/2023 12:11	1:04	BS250	Data Not Available	Data Not Available	Oversupply
1/22/2023 12:11	1:05	SSA3	2.81478	-0.00300	Oversupply
1/22/2023 12:12	1:04	AWE	2.80327	19.70000	Oversupply
1/22/2023 12:36	0:10	KWP/II	0.04619	0.52991	Oversupply
1/22/2023 13:15	0:02	SSA3	0.07878	0.42500	Oversupply
1/22/2023 13:17	0:01	BS250	Data Not Available	Data Not Available	Oversupply
1/22/2023 13:17	0:03	AWE	0.01835	19.50000	Oversupply
1/22/2023 13:17	0:02	SSA3	0.07878	0.02200	Oversupply
1/22/2023 13:19	0:04	BS250	Data Not Available	Data Not Available	Oversupply
1/22/2023 13:20	0:04	SSA3	0.15691	0.01900	Oversupply
1/22/2023 13:21	0:03	KWP/II	0.03085	0.87620	Oversupply
1/22/2023 13:22	0:01	AWE	0.00340	18.70000	Oversupply
1/22/2023 13:24	0:02	SSA3	0.07749	0.05400	Oversupply
1/22/2023 13:26	0:02	SSA3	0.07878	0.73500	Oversupply
1/22/2023 13:28	0:02	SSA3	0.07665	1.13900	Oversupply
1/22/2023 13:30	0:02	SSA3	0.04618	0.63100	Oversupply
1/22/2023 13:32	0:02	SSA3	0.04507	0.32500	Oversupply
1/22/2023 13:34	0:02	SSA3	0.04544	0.16500	Oversupply
1/22/2023 13:36	0:02	SSA3	0.04544	0.63100	Oversupply
1/22/2023 13:38	0:02	SSA3	0.04469	0.92900	Oversupply
1/22/2023 13:40	0:02	SSA3	0.04544	1.87200	Oversupply
1/22/2023 13:42	0:02	SSA3	0.04507	0.99200	Oversupply
1/22/2023 13:44	0:02	SSA3	0.02253	1.82500	Oversupply
1/22/2023 13:46	0:02	SSA3	0.02152	1.18600	Oversupply
1/22/2023 13:48	0:02	SSA3	0.02152	1.54100	Oversupply
1/22/2023 13:50	0:02	SSA3	0.02170	2.19400	Oversupply
1/22/2023 13:52	0:02	SSA3	0.02134	2.29400	Oversupply
1/22/2023 13:54	0:02	SSA3	0.02152	1.60700	Oversupply
1/22/2023 14:01	0:01	17-2	0.00907	0.75000	Oversupply
1/22/2023 14:02	0:02	SSA3	0.00259	2.40700	Oversupply
1/22/2023 14:03	0:04	17-2	0.04416	0.75000	Oversupply
1/22/2023 14:10	0:02	SSA3	0.00256	2.37500	Oversupply
1/22/2023 14:11	0:03	17-2	0.02930	0.75000	Oversupply
1/22/2023 14:15	0:01	17-2	0.00131	0.75000	Oversupply
1/22/2023 15:34	0:01	KWP/II	0.00225	0.13472	Oversupply
1/23/2023 11:45	0:01	KWP/II	0.00048	0.02894	Oversupply
1/23/2023 12:28	0:02	17-2	0.00455	0.19500	Oversupply
1/24/2023 9:35	0:14	17-2	0.13085	0.66900	Oversupply
1/24/2023 9:37	0:02	SSA3	0.00283	2.06700	Oversupply
1/24/2023 9:40	0:02	SSA3	0.00279	1.55000	Oversupply
1/24/2023 9:42	0:02	SSA3	0.00293	1.61800	Oversupply
1/24/2023 9:44	0:02	SSA3	0.00430	1.79700	Oversupply
1/24/2023 9:51	0:08	17-2	0.08256	0.74700	Oversupply
1/24/2023 9:52	0:02	SSA3	0.00107	1.63800	Oversupply
1/24/2023 9:54	0:02	SSA3	0.00106	1.64100	Oversupply
1/24/2023 9:56	0:02	SSA3	0.00107	1.95300	Oversupply



Maui Curtailment Report

January 2023

Start Date and Time	Duration (minutes)	IPP Curtailed	Estimated Curtailed MWH	Peak MW Curtailed	Reasons for Curtailment
1/24/2023 10:06	0:27	17-2	0.20247	0.75000	Oversupply
1/24/2023 10:06	0:02	SSA3	0.01211	1.98000	Oversupply
1/24/2023 10:08	0:02	SSA3	0.01211	1.51100	Oversupply
1/24/2023 10:10	0:02	SSA3	0.01201	0.55900	Oversupply
1/24/2023 10:12	0:02	SSA3	0.01181	1.36600	Oversupply
1/24/2023 10:14	0:02	SSA3	0.04207	1.75500	Oversupply
1/24/2023 10:18	0:02	SSA3	0.05689	0.59700	Oversupply
1/24/2023 10:20	0:02	SSA3	0.05642	0.08100	Oversupply
1/24/2023 10:21	0:05	BS250	Data Not Available	Data Not Available	Oversupply
1/24/2023 10:22	0:03	AWE	0.04126	18.30000	Oversupply
1/24/2023 10:22	0:08	SSA3	0.20441	-0.00300	Oversupply
1/24/2023 10:27	0:03	BS250	Data Not Available	Data Not Available	Oversupply
1/24/2023 10:27	0:03	AWE	0.01024	19.10000	Oversupply
1/24/2023 10:30	0:02	SSA3	0.00614	1.93900	Oversupply
1/24/2023 10:34	0:02	SSA3	0.00624	2.31700	Oversupply
1/24/2023 10:35	0:06	17-2	0.06205	0.74000	Oversupply
1/24/2023 10:47	0:23	17-2	0.10051	0.35300	Oversupply
1/24/2023 10:47	0:02	SSA3	0.06125	2.33300	Oversupply
1/24/2023 10:49	0:02	SSA3	0.06026	0.60300	Oversupply
1/24/2023 10:51	0:02	SSA3	0.05977	0.74200	Oversupply
1/24/2023 10:52	0:04	BS250	Data Not Available	Data Not Available	Oversupply
1/24/2023 10:53	0:02	SSA3	0.05977	-0.00300	Oversupply
1/24/2023 10:54	0:03	KWPPII	0.01355	1.60771	Oversupply
1/24/2023 10:55	0:02	SSA3	0.06075	-0.00300	Oversupply
1/24/2023 10:57	0:02	BS250	Data Not Available	Data Not Available	Oversupply
1/24/2023 10:57	0:02	SSA3	0.05977	0.00500	Oversupply
1/24/2023 10:58	0:02	KWPPII	0.01058	1.60870	Oversupply
1/24/2023 10:59	0:02	SSA3	0.03795	0.08800	Oversupply
1/24/2023 11:01	0:01	BS250	Data Not Available	Data Not Available	Oversupply
1/24/2023 11:01	0:02	SSA3	0.02287	-0.00100	Oversupply
1/24/2023 11:03	0:02	SSA3	0.02306	0.83500	Oversupply
1/24/2023 11:05	0:02	SSA3	0.02287	0.99600	Oversupply
1/24/2023 11:07	0:02	SSA3	0.02306	1.68600	Oversupply
1/24/2023 11:15	0:01	17-2	0.00514	0.36500	Oversupply
1/24/2023 11:43	0:02	SSA3	0.00324	2.52600	Oversupply
1/24/2023 11:45	0:01	17-2	0.01250	0.75000	Oversupply
1/24/2023 12:00	0:01	17-2	0.00089	0.30200	Oversupply
1/24/2023 14:29	0:02	17-2	0.01575	0.75000	Oversupply
1/24/2023 14:55	0:02	17-2	0.01833	0.75000	Oversupply
1/24/2023 20:44	0:01	AWE	0.00167	0.10000	Oversupply
1/25/2023 13:35	0:01	17-2	0.00658	0.75000	Oversupply
1/25/2023 13:40	0:01	17-2	0.00619	0.73300	Oversupply
1/25/2023 13:42	0:04	17-2	0.02146	0.75000	Oversupply
1/25/2023 23:47	0:54	KWPPII	8.96726	19.66571	Oversupply
1/26/2023 1:06	0:25	KWPPII	2.16065	15.06713	Oversupply
1/26/2023 1:50	0:54	KWPPII	3.57709	13.66800	Oversupply
1/26/2023 9:45	0:25	17-2	0.05395	0.18300	Oversupply
1/26/2023 9:46	0:02	SSA3	0.03200	0.18700	Oversupply
1/26/2023 9:48	0:19	BS250	Data Not Available	Data Not Available	Oversupply
1/26/2023 9:48	0:18	SSA3	0.22536	0.00900	Oversupply
1/26/2023 9:50	0:14	KWPPII	0.82294	18.24063	Oversupply
1/26/2023 10:05	0:04	KWPPII	0.02897	18.27855	Oversupply
1/26/2023 10:06	0:02	SSA3	0.01233	0.26300	Oversupply
1/26/2023 10:08	0:02	SSA3	0.01233	0.35600	Oversupply
1/26/2023 10:18	0:02	SSA3	0.02142	1.47200	Oversupply
1/26/2023 10:19	0:02	17-2	0.00447	0.13400	Oversupply
1/26/2023 10:22	2:13	17-2	0.37057	0.75000	Oversupply
1/26/2023 10:22	1:29	SSA3	1.72170	0.30800	Oversupply
1/26/2023 10:23	0:06	BS250	Data Not Available	Data Not Available	Oversupply
1/26/2023 10:24	0:53	KWPPII	5.65798	18.20670	Oversupply
1/26/2023 10:30	0:47	BS250	Data Not Available	Data Not Available	Oversupply
1/26/2023 11:18	0:30	BS250	Data Not Available	Data Not Available	Oversupply
1/26/2023 11:19	0:02	KWPPII	0.00866	11.48048	Oversupply
1/26/2023 11:22	0:27	KWPPII	1.95615	11.77587	Oversupply
1/26/2023 11:50	0:01	KWPPII	0.00740	12.30978	Oversupply
1/26/2023 11:53	0:30	SSA3	0.57046	0.50100	Oversupply
1/26/2023 11:54	0:30	BS250	Data Not Available	Data Not Available	Oversupply
1/26/2023 11:55	0:29	KWPPII	2.55128	14.91943	Oversupply
1/26/2023 12:23	0:02	SSA3	0.03883	-0.00200	Oversupply
1/26/2023 12:25	0:02	SSA3	0.03915	0.82700	Oversupply
1/26/2023 12:27	0:02	SSA3	0.03915	0.21100	Oversupply
1/26/2023 12:29	0:02	SSA3	0.01047	0.84600	Oversupply
1/26/2023 12:31	0:02	SSA3	-0.00193	0.59700	Oversupply
1/26/2023 12:33	0:02	SSA3	-0.00191	1.00000	Oversupply
1/26/2023 12:44	0:01	17-2	0.00170	0.10200	Oversupply
1/26/2023 12:48	0:03	17-2	0.00875	0.18900	Oversupply
1/26/2023 12:48	0:02	SSA3	-0.00544	1.48900	Oversupply



Maui Curtailment Report

January 2023

Start Date and Time	Duration (minutes)	IPP Curtailed	Estimated Curtailed MWH	Peak MW Curtailed	Reasons for Curtailment
1/26/2023 12:52	0:01	17-2	0.00091	0.15300	Oversupply
1/26/2023 12:54	0:01	17-2	0.00203	0.12200	Oversupply
1/26/2023 13:04	0:02	SSA3	-0.00672	2.07100	Oversupply
1/26/2023 13:05	0:01	17-2	0.00047	0.05100	Oversupply
1/26/2023 13:40	0:02	SSA3	-0.00281	1.69700	Oversupply
1/26/2023 13:41	0:03	17-2	0.00140	0.05100	Oversupply
1/26/2023 14:57	0:02	17-2	0.00127	0.04600	Oversupply
1/26/2023 14:57	0:02	SSA3	-0.00207	1.06900	Oversupply
1/26/2023 15:09	0:04	17-2	0.00435	0.06800	Oversupply
1/26/2023 15:09	0:02	SSA3	-0.00171	0.74800	Oversupply
1/26/2023 15:15	0:02	SSA3	-0.00062	0.71200	Oversupply
1/26/2023 15:16	0:01	17-2	0.00058	0.03500	Oversupply
1/26/2023 15:35	0:02	SSA3	0.01431	0.91800	Oversupply
1/26/2023 15:36	0:11	17-2	0.01012	0.07900	Oversupply
1/26/2023 15:37	0:08	BS250	Data Not Available	Data Not Available	Oversupply
1/26/2023 15:37	0:02	SSA3	0.01443	-0.00300	Oversupply
1/26/2023 15:38	0:08	KWP/II	0.11333	17.86340	Oversupply
1/26/2023 15:39	0:06	SSA3	0.04025	-0.00300	Oversupply
1/26/2023 22:36	7:23	KWP/II	87.35933	20.93810	Oversupply
1/27/2023 2:24	0:01	KWP	0.00800	19.60000	Oversupply
1/27/2023 2:36	0:01	KWP	0.00800	18.00000	Oversupply
1/27/2023 2:41	0:01	KWP	0.00267	17.52000	Oversupply
1/27/2023 2:55	0:01	KWP	0.00267	18.32000	Oversupply
1/27/2023 6:01	0:01	KWP/II	0.00065	17.92527	Oversupply
1/27/2023 13:52	0:01	17-2	0.00105	0.14600	Oversupply
1/27/2023 13:53	0:02	SSA3	0.00207	0.16900	Oversupply
1/27/2023 13:54	0:25	17-2	0.07528	0.26500	Oversupply
1/27/2023 13:55	0:02	SSA3	0.00208	0.09500	Oversupply
1/27/2023 13:57	0:05	BS250	Data Not Available	Data Not Available	Oversupply
1/27/2023 13:57	0:20	SSA3	0.05717	0.00500	Oversupply
1/27/2023 13:58	0:20	KWP/II	0.37141	20.80637	Oversupply
1/27/2023 14:03	0:14	BS250	Data Not Available	Data Not Available	Oversupply
1/27/2023 14:17	0:02	SSA3	0.00097	0.09600	Oversupply
1/27/2023 14:27	0:19	17-2	0.10215	0.50100	Oversupply
1/27/2023 14:31	0:02	SSA3	0.00310	0.16900	Oversupply
1/27/2023 14:33	0:02	SSA3	0.00312	0.03500	Oversupply
1/27/2023 14:35	0:02	SSA3	0.00315	0.18100	Oversupply
1/27/2023 14:37	0:02	SSA3	0.00315	0.00400	Oversupply
1/27/2023 14:38	0:04	BS250	Data Not Available	Data Not Available	Oversupply
1/27/2023 14:38	0:03	KWP/II	0.03043	20.83032	Oversupply
1/27/2023 14:39	0:02	SSA3	0.00310	-0.00200	Oversupply
1/27/2023 14:41	0:02	SSA3	0.00310	0.00900	Oversupply
1/27/2023 14:42	0:02	KWP/II	0.00897	20.52594	Oversupply
1/27/2023 14:43	0:01	BS250	Data Not Available	Data Not Available	Oversupply
1/27/2023 14:43	0:02	SSA3	0.00317	0.06300	Oversupply
1/27/2023 14:47	0:17	17-2	0.05863	0.44300	Oversupply
1/27/2023 14:47	0:02	SSA3	0.00120	0.09400	Oversupply
1/27/2023 14:49	0:02	SSA3	0.00120	0.07600	Oversupply
1/27/2023 14:51	0:02	SSA3	0.00122	0.06400	Oversupply
1/27/2023 14:52	0:01	BS250	Data Not Available	Data Not Available	Oversupply
1/27/2023 14:53	0:02	SSA3	0.00121	0.07800	Oversupply
1/27/2023 14:57	0:02	SSA3	0.00122	0.00400	Oversupply
1/27/2023 23:00	3:36	KWP/II	44.24688	20.81336	Oversupply
1/28/2023 2:58	0:01	KWP/II	0.00211	8.15928	Oversupply
1/28/2023 3:01	0:46	KWP/II	4.75274	17.71969	Oversupply
1/28/2023 3:48	0:01	KWP/II	0.01944	11.77388	Oversupply
1/28/2023 3:50	1:40	KWP/II	16.50348	20.62275	Oversupply
1/28/2023 5:31	0:01	KWP/II	0.00993	15.35254	Oversupply
1/28/2023 6:31	0:01	KWP/II	0.00035	0.02096	Oversupply
1/28/2023 7:58	0:02	SSA3	0.00175	0.12700	Oversupply
1/28/2023 8:00	0:01	BS250	Data Not Available	Data Not Available	Oversupply
1/28/2023 8:02	0:04	SSA3	0.00257	0.07700	Oversupply
1/28/2023 8:05	0:01	BS250	Data Not Available	Data Not Available	Oversupply
1/28/2023 9:58	0:02	BS250	Data Not Available	Data Not Available	Oversupply
1/28/2023 9:58	0:04	17-2	0.00452	0.09200	Oversupply
1/28/2023 9:58	0:02	SSA3	-0.00011	0.00200	Oversupply
1/28/2023 9:59	0:02	KWP/II	0.00379	19.10985	Oversupply
1/28/2023 10:06	0:01	17-2	0.00160	0.09600	Oversupply
1/28/2023 10:08	0:01	17-2	0.00155	0.09300	Oversupply
1/28/2023 10:18	0:01	17-2	0.00152	0.09100	Oversupply
1/28/2023 10:21	0:02	BS250	Data Not Available	Data Not Available	Oversupply
1/28/2023 10:21	0:05	17-2	0.00340	0.04800	Oversupply
1/28/2023 10:22	0:04	SSA3	0.00493	0.00300	Oversupply
1/28/2023 10:23	0:03	KWP/II	0.02088	19.56890	Oversupply
1/28/2023 10:29	0:01	17-2	0.00080	0.04800	Oversupply
1/28/2023 10:50	0:02	17-2	0.00487	0.15200	Oversupply
1/28/2023 10:50	0:02	SSA3	0.00226	0.02300	Oversupply



Maui Curtailment Report

January 2023

Start Date and Time	Duration (minutes)	IPP Curtailed	Estimated Curtailed MWH	Peak MW Curtailed	Reasons for Curtailment
1/28/2023 10:56	0:18	SSA3	0.08804	0.00100	Oversupply
1/28/2023 10:57	0:07	BS250	Data Not Available	Data Not Available	Oversupply
1/28/2023 10:57	0:26	17-2	0.05995	0.17500	Oversupply
1/28/2023 10:59	0:02	KWP	0.03925	18.89728	Oversupply
1/28/2023 11:02	0:14	KWP	0.34568	20.23953	Oversupply
1/28/2023 11:05	0:08	BS250	Data Not Available	Data Not Available	Oversupply
1/28/2023 11:14	0:01	BS250	Data Not Available	Data Not Available	Oversupply
1/28/2023 11:15	0:02	SSA3	0.00793	0.04300	Oversupply
1/28/2023 11:16	0:05	BS250	Data Not Available	Data Not Available	Oversupply
1/28/2023 11:17	0:06	KWP	0.12549	19.59884	Oversupply
1/28/2023 11:17	0:04	SSA3	0.01573	0.00100	Oversupply
1/28/2023 11:21	0:02	SSA3	0.00793	0.04000	Oversupply
1/28/2023 11:23	0:02	SSA3	0.00793	0.29800	Oversupply
1/28/2023 11:24	0:03	17-2	0.00318	0.08600	Oversupply
1/28/2023 11:41	0:01	BS250	Data Not Available	Data Not Available	Oversupply
1/28/2023 11:41	0:02	17-2	0.00462	0.14400	Oversupply
1/28/2023 11:41	0:02	SSA3	0.00053	0.00300	Oversupply
1/28/2023 11:50	0:56	BS250	Data Not Available	Data Not Available	Oversupply
1/28/2023 11:51	0:56	17-2	0.09567	0.11100	Oversupply
1/28/2023 11:51	0:55	KWP	6.38614	20.82633	Oversupply
1/28/2023 11:51	0:54	SSA3	0.10746	0.00700	Oversupply
1/28/2023 12:45	0:02	SSA3	-0.00083	0.08700	Oversupply
1/28/2023 17:28	0:08	BS250	Data Not Available	Data Not Available	Oversupply
1/28/2023 17:29	0:08	17-2	0.00240	0.02000	Oversupply
1/28/2023 17:30	0:06	SSA3	0.00230	-0.00100	Oversupply
1/28/2023 17:31	0:06	KWP	0.07503	19.75552	Oversupply
1/28/2023 19:31	0:01	KWP	0.00137	20.79539	Oversupply
1/28/2023 19:33	0:02	KWP	0.00749	19.68467	Oversupply
1/28/2023 19:36	0:01	KWP	0.00620	18.87832	Oversupply
1/28/2023 19:56	0:01	KWP	0.00686	16.04513	Oversupply
1/28/2023 19:59	0:01	KWP	0.00624	16.50518	Oversupply
1/28/2023 20:07	0:01	KWP	0.00245	17.63088	Oversupply
1/28/2023 20:10	0:02	KWP	0.00671	17.35345	Oversupply
1/28/2023 20:39	0:01	KWP	0.00695	18.33344	Oversupply
1/28/2023 20:45	0:16	KWP	0.60132	19.88925	Oversupply
1/28/2023 21:03	0:03	KWP	0.02406	20.07487	Oversupply
1/28/2023 21:13	0:04	KWP	0.07457	19.95711	Oversupply
1/28/2023 21:34	0:07	KWP	0.07225	18.48812	Oversupply
1/28/2023 21:45	0:03	KWP	0.00984	19.29646	Oversupply
1/28/2023 21:49	0:01	KWP	0.00665	19.00506	Oversupply
1/28/2023 22:01	1:00	KWP	6.18762	19.72459	Oversupply
1/28/2023 23:29	1:55	KWP	21.33992	18.73262	Oversupply
1/29/2023 0:34	0:01	KWP	0.00267	9.84000	Oversupply
1/29/2023 1:26	0:01	KWP	0.02666	10.42564	Oversupply
1/29/2023 1:35	8:02	KWP	105.84040	20.94209	Oversupply
1/29/2023 2:44	0:01	KWP	0.00267	10.00000	Oversupply
1/29/2023 2:47	0:01	KWP	0.00267	10.64000	Oversupply
1/29/2023 3:01	0:01	KWP	0.00113	14.48000	Oversupply
1/29/2023 3:08	0:02	KWP	0.00533	13.68000	Oversupply
1/29/2023 3:12	0:01	KWP	0.00267	13.68000	Oversupply
1/29/2023 3:16	0:01	KWP	0.00267	13.36000	Oversupply
1/29/2023 3:56	0:01	KWP	0.00267	13.52000	Oversupply
1/29/2023 3:59	0:01	KWP	0.00267	13.36000	Oversupply
1/29/2023 4:04	0:01	KWP	0.00267	14.32000	Oversupply
1/29/2023 4:20	0:01	KWP	0.00267	14.00000	Oversupply
1/29/2023 4:22	0:03	KWP	0.00743	14.00000	Oversupply
1/29/2023 4:26	0:01	KWP	0.00267	13.36000	Oversupply
1/29/2023 4:47	0:01	KWP	0.00267	13.52000	Oversupply
1/29/2023 5:04	0:24	AWE	0.11245	0.90000	Oversupply
1/29/2023 5:13	0:02	KWP	0.00533	16.56000	Oversupply
1/29/2023 5:16	0:01	KWP	0.00135	16.56000	Oversupply
1/29/2023 5:54	0:01	KWP	0.00267	19.28000	Oversupply
1/29/2023 7:02	2:35	BS250	Data Not Available	Data Not Available	Oversupply
1/29/2023 7:11	2:26	SSA3	0.78972	0.00000	Oversupply
1/29/2023 7:37	2:52	17-2	0.29825	0.19200	Oversupply
1/29/2023 9:37	0:02	SSA3	0.01781	0.40600	Oversupply
1/29/2023 9:39	0:44	SSA3	0.39746	0.45000	Oversupply
1/29/2023 9:40	0:42	BS250	Data Not Available	Data Not Available	Oversupply
1/29/2023 9:43	0:40	KWP	2.24166	20.88920	Oversupply
1/29/2023 10:23	0:02	SSA3	0.01528	0.29900	Oversupply
1/29/2023 10:25	0:02	SSA3	0.01528	0.52600	Oversupply
1/29/2023 10:29	0:03	BS250	Data Not Available	Data Not Available	Oversupply
1/29/2023 10:29	0:02	SSA3	0.00916	0.01200	Oversupply
1/29/2023 10:30	0:11	17-2	0.02801	0.18200	Oversupply
1/29/2023 10:31	0:01	KWP	0.01403	20.86724	Oversupply
1/29/2023 10:31	0:06	SSA3	0.02199	0.02600	Oversupply
1/29/2023 10:33	0:03	BS250	Data Not Available	Data Not Available	Oversupply



Maui Curtailment Report

January 2023

Start Date and Time	Duration (minutes)	IPP Curtailed	Estimated Curtailed MWH	Peak MW Curtailed	Reasons for Curtailment
1/29/2023 10:34	0:05	KWP/II	0.05150	20.89419	Oversupply
1/29/2023 10:37	0:01	BS250	Data Not Available	Data Not Available	Oversupply
1/29/2023 10:37	0:02	SSA3	0.00727	0.00300	Oversupply
1/29/2023 10:48	0:02	SSA3	-0.00401	0.68100	Oversupply
1/29/2023 10:53	0:01	17-2	0.00222	0.13300	Oversupply
1/29/2023 10:55	0:02	17-2	0.00480	0.14400	Oversupply
1/29/2023 10:56	0:02	SSA3	-0.00401	0.64500	Oversupply
1/29/2023 11:07	0:01	17-2	0.00085	0.11100	Oversupply
1/29/2023 11:09	4:57	17-2	0.60295	0.29200	Oversupply
1/29/2023 11:10	0:01	BS250	Data Not Available	Data Not Available	Oversupply
1/29/2023 11:10	0:02	SSA3	0.00413	0.05200	Oversupply
1/29/2023 11:12	0:02	SSA3	0.00406	0.50700	Oversupply
1/29/2023 11:14	0:02	SSA3	0.01426	0.15100	Oversupply
1/29/2023 11:15	4:49	BS250	Data Not Available	Data Not Available	Oversupply
1/29/2023 11:15	0:02	KWP/II	0.00225	20.50499	Oversupply
1/29/2023 11:16	0:02	SSA3	0.02454	0.01300	Oversupply
1/29/2023 11:18	4:45	KWP/II	58.00802	20.99798	Oversupply
1/29/2023 11:18	0:02	SSA3	0.02454	0.01100	Oversupply
1/29/2023 11:20	4:43	SSA3	3.27732	0.01200	Oversupply
1/29/2023 13:58	0:01	AWE	0.00118	5.60000	Oversupply
1/29/2023 14:01	0:05	AWE	0.07306	9.00000	Oversupply
1/29/2023 14:07	0:01	AWE	0.00084	8.20000	Oversupply
1/29/2023 14:40	0:01	AWE	0.00034	8.20000	Oversupply
1/29/2023 14:53	0:14	AWE	0.46023	13.50000	Oversupply
1/29/2023 15:08	0:01	AWE	0.00386	8.60000	Oversupply
1/29/2023 16:03	0:02	SSA3	0.00146	0.02900	Oversupply
1/29/2023 16:04	0:01	KWP/II	0.00044	20.94209	Oversupply
1/29/2023 16:05	0:02	SSA3	0.00144	0.14000	Oversupply
1/29/2023 16:07	0:01	17-2	0.00175	0.10500	Oversupply
1/29/2023 16:07	0:02	SSA3	0.00143	0.08600	Oversupply
1/29/2023 17:56	0:20	BS250	Data Not Available	Data Not Available	Oversupply
1/29/2023 17:57	0:01	KWP/II	0.00405	15.68985	Oversupply
1/29/2023 17:59	0:20	KWP/II	0.97020	19.50703	Oversupply
1/29/2023 20:17	0:01	KWP/II	0.00316	19.64176	Oversupply
1/29/2023 20:35	0:01	KWP/II	0.00308	20.68163	Oversupply
1/29/2023 20:37	0:03	KWP/II	0.03392	20.95207	Oversupply
1/29/2023 20:42	0:02	KWP/II	0.00465	20.89818	Oversupply
1/29/2023 20:47	0:01	KWP/II	0.00116	20.84529	Oversupply
1/29/2023 20:54	0:03	KWP/II	0.02112	20.66067	Oversupply
1/29/2023 20:59	0:01	KWP/II	0.00085	20.22656	Oversupply
1/29/2023 21:20	4:51	KWP/II	64.40344	20.87024	Oversupply
1/29/2023 23:17	0:03	KWP	0.00800	19.92000	Oversupply
1/29/2023 23:17	0:06	AWE	0.01144	0.20000	Oversupply
1/29/2023 23:22	0:01	KWP	0.00267	18.96000	Oversupply
1/29/2023 23:25	0:01	KWP	0.00267	17.68000	Oversupply
1/29/2023 23:40	0:01	KWP	0.00267	20.40000	Oversupply
1/29/2023 23:55	0:01	KWP	0.00267	18.48000	Oversupply
1/30/2023 0:16	0:01	KWP	0.00533	20.24000	Oversupply
1/30/2023 1:48	0:01	KWP	0.00032	20.24000	Oversupply
1/30/2023 1:50	0:01	KWP	0.00533	21.04000	Oversupply
1/30/2023 2:36	1:22	KWP/II	11.95337	20.16768	Oversupply
1/30/2023 4:46	0:09	KWP/II	0.37594	14.48532	Oversupply
1/30/2023 4:56	0:01	KWP/II	0.01013	11.38567	Oversupply
1/30/2023 5:03	0:46	KWP/II	2.22692	15.70482	Oversupply
1/30/2023 5:58	0:06	KWP/II	0.17440	14.34960	Oversupply
1/30/2023 16:41	0:13	BS250	Data Not Available	Data Not Available	Oversupply
1/30/2023 16:41	0:13	17-2	0.02160	0.10200	Oversupply
1/30/2023 16:42	0:12	SSA3	0.01451	-0.00100	Oversupply
1/30/2023 16:43	0:11	KWP/II	0.47518	12.99238	Oversupply
1/31/2023 2:58	0:03	KWP/II	0.01462	2.93898	Oversupply
1/31/2023 3:03	0:16	KWP/II	0.52397	4.15449	Oversupply
1/31/2023 3:08	0:10	AWE	0.17049	8.60000	Oversupply
1/31/2023 3:26	0:14	KWP/II	0.17310	2.58171	Oversupply
1/31/2023 3:56	0:01	KWP/II	0.00210	4.77921	Oversupply
1/31/2023 3:58	1:09	KWP/II	13.11151	20.81934	Oversupply
1/31/2023 4:45	0:03	AWE	0.04292	3.90000	Oversupply
1/31/2023 4:49	0:02	AWE	0.01090	3.50000	Oversupply
1/31/2023 10:42	0:02	SSA3	0.01408	2.30900	Oversupply
1/31/2023 10:43	0:26	17-2	0.27649	0.75000	Oversupply
1/31/2023 10:44	0:02	SSA3	0.05153	1.79400	Oversupply
1/31/2023 10:46	0:02	SSA3	0.05726	1.48300	Oversupply
1/31/2023 10:48	0:02	SSA3	0.05678	1.02900	Oversupply
1/31/2023 10:50	0:02	SSA3	0.05773	0.64800	Oversupply
1/31/2023 10:52	0:02	SSA3	0.05773	0.14500	Oversupply
1/31/2023 10:54	0:02	SSA3	0.05726	0.01900	Oversupply
1/31/2023 10:56	0:02	SSA3	0.05773	0.37800	Oversupply
1/31/2023 10:59	0:02	SSA3	0.03913	0.79900	Oversupply



Maui Curtailment Report

January 2023

Start Date and Time	Duration (minutes)	IPP Curtailed	Estimated Curtailed MWH	Peak MW Curtailed	Reasons for Curtailment
1/31/2023 11:01	0:02	SSA3	0.01595	1.17600	Oversupply
1/31/2023 11:03	0:02	SSA3	0.01595	1.13200	Oversupply
1/31/2023 11:05	0:02	SSA3	0.01569	1.41800	Oversupply
1/31/2023 11:07	0:02	SSA3	0.01582	1.68700	Oversupply
1/31/2023 12:48	0:02	SSA3	-0.00207	1.78600	Oversupply
1/31/2023 12:49	0:02	17-2	0.00360	0.10800	Oversupply
1/31/2023 12:50	0:02	SSA3	-0.00207	0.58200	Oversupply
1/31/2023 13:44	0:02	SSA3	0.03438	2.01700	Oversupply
1/31/2023 13:45	1:44	17-2	1.09806	0.75000	Oversupply
1/31/2023 13:46	0:02	SSA3	0.05850	0.52400	Oversupply
1/31/2023 13:47	0:24	BS250	Data Not Available	Data Not Available	Oversupply
1/31/2023 13:48	0:23	AWE	1.06152	5.40000	Oversupply
1/31/2023 13:48	0:22	SSA3	0.55019	0.00200	Oversupply
1/31/2023 13:49	0:20	5A	Data Not Available	Data Not Available	Oversupply
1/31/2023 13:49	0:20	MS	Data Not Available	Data Not Available	Oversupply
1/31/2023 13:49	0:21	KWP	0.01826	0.08000	Oversupply
1/31/2023 14:10	0:02	SSA3	0.04118	0.31100	Oversupply
1/31/2023 14:12	0:02	SSA3	0.04118	1.26800	Oversupply
1/31/2023 14:14	0:24	SSA3	0.75823	0.25000	Oversupply
1/31/2023 14:15	0:24	BS250	Data Not Available	Data Not Available	Oversupply
1/31/2023 14:15	0:24	AWE	1.40876	10.00000	Oversupply
1/31/2023 14:19	0:20	5A	Data Not Available	Data Not Available	Oversupply
1/31/2023 14:19	0:20	MS	Data Not Available	Data Not Available	Oversupply
1/31/2023 14:19	0:20	KWP	0.02022	0.08000	Oversupply
1/31/2023 14:39	0:02	SSA3	0.05756	0.07700	Oversupply
1/31/2023 14:43	0:06	BS250	Data Not Available	Data Not Available	Oversupply
1/31/2023 14:43	0:06	AWE	0.23247	6.70000	Oversupply
1/31/2023 14:43	0:06	SSA3	0.19227	0.01000	Oversupply
1/31/2023 14:45	0:03	5A	Data Not Available	Data Not Available	Oversupply
1/31/2023 14:45	0:03	MS	Data Not Available	Data Not Available	Oversupply
1/31/2023 14:46	0:02	KWP	0.00267	0.08000	Oversupply
1/31/2023 14:49	0:02	SSA3	0.06615	0.59600	Oversupply
1/31/2023 14:50	0:05	BS250	Data Not Available	Data Not Available	Oversupply
1/31/2023 14:51	0:04	AWE	0.08388	4.30000	Oversupply
1/31/2023 14:51	0:04	SSA3	0.13395	0.01100	Oversupply
1/31/2023 14:55	0:02	SSA3	0.06725	0.48400	Oversupply
1/31/2023 14:57	0:07	BS250	Data Not Available	Data Not Available	Oversupply
1/31/2023 14:57	0:08	SSA3	0.20276	0.00400	Oversupply
1/31/2023 14:58	0:07	AWE	0.13466	5.10000	Oversupply
1/31/2023 14:59	0:01	5A	Data Not Available	Data Not Available	Oversupply
1/31/2023 14:59	0:01	MS	Data Not Available	Data Not Available	Oversupply
1/31/2023 15:00	0:01	KWP	0.00133	0.08000	Oversupply
1/31/2023 15:05	0:02	SSA3	0.04422	0.25500	Oversupply
1/31/2023 15:06	0:01	BS250	Data Not Available	Data Not Available	Oversupply
1/31/2023 15:07	0:02	SSA3	0.04422	0.86400	Oversupply
1/31/2023 15:09	0:02	SSA3	0.04386	1.92300	Oversupply
1/31/2023 15:13	0:02	SSA3	0.04546	1.96100	Oversupply
1/31/2023 15:15	0:02	SSA3	0.03719	1.27300	Oversupply
1/31/2023 15:17	0:02	SSA3	0.03719	0.79000	Oversupply
1/31/2023 15:19	0:02	BS250	Data Not Available	Data Not Available	Oversupply
1/31/2023 15:19	0:02	SSA3	0.03749	0.00500	Oversupply
1/31/2023 15:20	0:02	AWE	0.03458	4.10000	Oversupply
1/31/2023 15:21	0:02	SSA3	0.03780	0.28300	Oversupply
1/31/2023 15:23	0:02	SSA3	0.03749	0.27800	Oversupply
1/31/2023 15:25	0:02	SSA3	0.03688	1.00900	Oversupply
Total Estimated Curtailed MWh			835.873		

Notes:

- Curtailment for Kaheawa Wind Power ("KWP"), AAAAA Rent-A-Space Maui LTD ("5A"), Maui Solar, LLC (MS) fka Strategic Alliance Group ("SAG") fka Bioreal Solar, LLC ("BS"), Auwahi Wind Energy ("AWE"), Kaheawa Wind Power II ("KWPII") Bioreal Solar 250, LLC ("BS250"), Extra Spaces A ("ESA"), Extra Spaces B ("ESB"), SSA Solar of Hawaii 3 ("SSA3") fka South Maui Renewable Resources ("SMRR"), SSA Solar of HI 2 ("SSA2") fka Ku'ia Solar ("KS"), and Maui 17-2 ("17-2") may now be controlled by Maui Electric's Automatic Generation Control System ("AGC") or a Maui Electric operator-entered curtailment limit. The AGC curtailment control automatically calculates the amount of Maximum Allowable Variable Generation ("MAVG") that Maui Electric can accept into the Maui system, based on the system current available variable generation ("CAVG"), regulating reserve down requirement ("RRDR"), and available regulating reserve down ("ARRD"). Thus, the AGC MAVG - calculated is equal to CAVG less (RRDR less ARRD). Additionally, the AGC curtailment control allows the Maui Electric operator to enter an AGC MAVG value. The AGC curtailment control will employ the lesser of the AGC MAVG - calculated and AGC MAVG - entered values in the control logic.
- Curtailment signals sent to 5A, MS (fka SAG fka BS), BS250, ESA, ESB, SSA3 (fka SMRR), SSA2 (fka KS) and 17-2 during nighttime hours only are not recorded as curtailment events because no energy generation is possible during that time.
- The curtailment reasons have been modified to oversupply, system constraints, and facility requested, to provide continuity with HPUC Docket No. 2013-0141 Decoupling for HECO companies metrics.
- Facility Requested curtailment includes but is not limited to conditions that are attributed to IPPs such as communication problems and curtailment control testing.
- The data to calculate the Estimated Curtailed MWH and Peak MW Curtailed is not provided by 5A, MS, BS 250, ESA, and ESB.
- The Estimated Curtailed MWH and Peak MW Curtailed are calculated with information estimated or provided by AWE, KWP, KWPII, SSA 2 (fka KS), SSA 3 (fka SMRR) and 17-2. Maui Electric does not make any representation as to its accuracy.
- ESA, and ESB facilities were offline for the month because of Seller equipment problems.
- Kuia Solar was offline for the entire month of January 2023 due to the Lahaina Fire on November 12, 2022.



Start Date and Time	Duration (h:mm)	IPP Curtailed	Estimated MWh Curtailed	Peak MW Curtailed	Reasons for Curtailment
No curtailment for January 2023					
Notes:					
On June 27, 2012, Maui Electric notified Lanai Sustainability Research (LSR) that although LSR has not operated in compliance with the revised ramp rate of 360 kW/minute, Maui Electric would conditionally allow LSR to operate at the allowed capacity of 1.2 MW while the Maui Electric-Lanai Diesel Operator was in the control room.					
LSR possible output data is not available. Therefore, Maui Electric assumes LSR is curtailed if the LSR curtailment set point is less than 1,200 kW and LSR's output is within 70 kW of the curtailment set point.					
The curtailment reasons have been modified to oversupply, system constraints, and facility requested, to provide continuity with HPUC Docket No. 2013-0141 Decoupling for HECO companies' metrics.					
Facility Requested curtailment includes but is not limited to conditions that are attributed to IPPs such as communication problems and curtailment control testing.					

SERVICE LIST
(Docket No. 2011-0206)

DEAN NISHINA
EXECUTIVE DIRECTOR
DEPARTMENT OF COMMERCE AND CONSUMER AFFAIRS
DIVISION OF CONSUMER ADVOCACY
P.O. Box 541
Honolulu, HI 96809

1 Copy
Electronically Transmitted

GREGG J. KINKLEY, ESQ.
DEPARTMENT OF THE ATTORNEY GENERAL
425 Queen Street
Honolulu, Hawaii 96813
Counsel for DBEDT

1 Copy
Electronically Transmitted

DANIEL W.S. LAWRENCE, ESQ.
DEPARTMENT OF THE CORPORATION COUNSEL
CITY AND COUNTY OF HONOLULU
530 S. King Street, Room 110
Honolulu, HI 96813
Counsel for the CITY AND COUNTY OF HONOLULU

1 Copy
Electronically Transmitted

JOSEPH K. KAMELAMELA
ANGELIC M. HO
DEPARTMENT OF THE CORPORATION COUNSEL
COUNTY OF HAWAII
101 Aupuni Street, Suite 325
Hilo, HI 96720
Counsel for the COUNTY OF HAWAII

1 Copy
Electronically Transmitted

HENRY Q CURTIS
VICE PRESIDENT FOR CONSUMER ISSUES
LIFE OF THE LAND
P.O. Box 37158
Honolulu, HI 96837-0158

1 Copy
Electronically Transmitted

MELISSA MIYASHIRO (9360)
CHIEF OF STAFF
BLUE PLANET FOUNDATION
55 Merchant Street, 17th Floor
Honolulu, HI 96813

1 Copy
Electronically Transmitted

SERVICE LIST
(Docket No. 2011-0206)

ISAAC MORIWAKE, ESQ.
DAVID HENKIN, ESQ.
EARTHJUSTICE
850 Richards Street, Suite 400
Honolulu, HI 96813-4501
Counsel for HAWAII SOLAR ENERGY ASSOCIATION

1 Copy
Electronically Transmitted

RICK REED
DIRECTOR
HAWAII SOLAR ENERGY ASSOCIATION
761 Ahua Street
Honolulu, HI 96819

1 Copy
Electronically Transmitted

KENT D. MORIHARA, ESQ.
KRIS N. NAKAGAWA, ESQ.
LAUREN M. IMADA-LEE, ESQ.
TANYA M. FERNANDES, ESQ.
MoriHara Lau & Fong LLP
841 Bishop Street, Suite 400
Honolulu, Hawaii 96813
Counsel for KAUAI ISLAND UTILITY COOPERATIVE

1 Copy
Electronically Transmitted

ERIK W. KVAM
CHIEF EXECUTIVE OFFICER
ZERO EMISSIONS LEASING LLC
4188-4 Keanu Street
Honolulu, HI 96816

1 Copy
Electronically Transmitted

SANDRA-ANN Y.H. WONG, ESQ.
ATTORNEY AT LAW, A LAW CORPORATION
1050 Bishop Street, #514
Honolulu, HI 96813
Counsel for TAWHIRI POWER LLC

1 Copy
Electronically Transmitted

RILEY SAITO
73-1294 Awakea Street
Kailua-Kona, HI 96740
For SOLAR ENERGY INDUSTRIES ASSOCIATION

1 Copy
Electronically Transmitted

DEAN T. YAMAMOTO, ESQ.
YAMAMOTO & SETTLE
1100 Alakea Street, Suite 3100
Honolulu, HI 96813
Counsel for CASTLE & COOKE HOMES HAWAII, INC.,
CASTLE & COOKE RESORTS, LLC and
LANAI SUSTAINABILITY RESEARCH, LLC

1 Copy
Electronically Transmitted

SERVICE LIST
(Docket No. 2011-0206)

MICHAEL J. HOPPER, ESQ. DEPUTY CORPORATION COUNSEL DEPARTMENT OF THE CORPORATION COUNSEL COUNTY OF MAUI 200 S. High Street Wailuku, HI 96793 Counsel for the COUNTY OF MAUI	1 Copy Electronically Transmitted
CURTIS SEYMOUR SENIOR MANAGER, GOVERNMENT AFFAIRS SUN EDISON LLC 600 Clipper Drive Belmont, CA 94002	1 Copy Electronically Transmitted
MONA W. CLARK, ESQ. OFFICE OF THE COUNTY ATTORNEY COUNTY OF KAUAI 4444 Rice Street, Suite 200 Lihue, HI 96766-1300	1 Copy Electronically Transmitted
BRADLEY ALBERT PRESIDENT HAWAII PV COALITION P.O. Box 81501 Haiku, HI 96708	1 Copy Electronically Transmitted
HILTON H. UNEMORI ECM, INC. 130 N. Market Street Wailuku, HI 96793-1716 For SOUTH MAUI RENEWABLE RESOURCES, LLC	1 Copy Electronically Transmitted
SKY STANFIELD SHUTE, MIHALY & WEINBERGER LLP 396 Hayes Street San Francisco, CA 94102 For the INTERSTATE RENEWABLE ENERGY COUNCIL	1 Copy Electronically Transmitted
PETE COOPER SOLARCITY CORPORATION REGIONAL DIRECTOR, HAWAII 599 Kahelu Street Mililani, HI 96789	1 Copy Electronically Transmitted

SERVICE LIST
(Docket No. 2011-0206)

ALISON SILVERSTEIN
19213 Luedtke Lane
Pflugerville, TX 78660

1 Copy
Electronically Transmitted

BRENDAN KIRBY
12011 SW Pineapple Court
Palm City, FL 34990

1 Copy
Electronically Transmitted

Chu, Michael

From: puc@hawaii.gov
Sent: Friday, February 24, 2023 10:55 AM
To: Chu, Michael
Subject: Hawaii PUC eFiling Confirmation of Filing

[This email is coming from an EXTERNAL source. Please use caution when opening attachments or links in suspicious email.]

Your eFile document has been filed with the Hawaii Public Utilities commission on 2023 Feb 24 AM 10:54. The mere fact of filing shall not waive any failure to comply with Hawaii Administrative Rules Chapter 6-61, Rules of Practice and Procedure Before the Public Utilities Commission, or any other application requirements. Your confirmation number is MICH23105432667. If you have received this email in error please notify the Hawaii Public Utilities Commission by phone at 808 586-2020 or email at hawaii.puc@hawaii.gov.