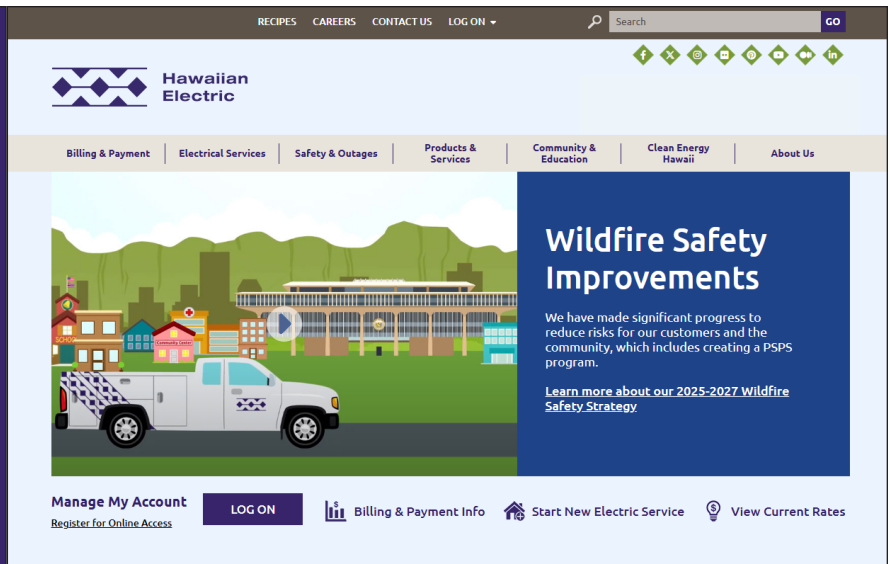


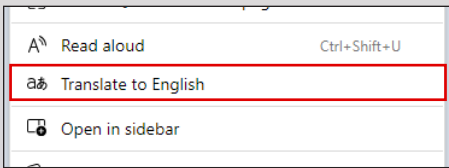


Website Browser Language Accessibility Guide

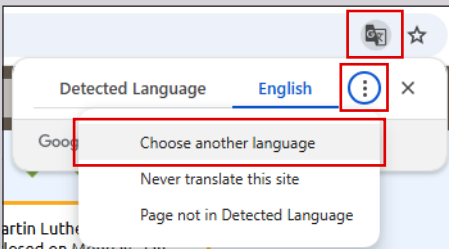



Customers can translate a web page on the Hawaiian Electric website in their preferred language on a Google Chrome or Microsoft Edge browser by following the steps below:

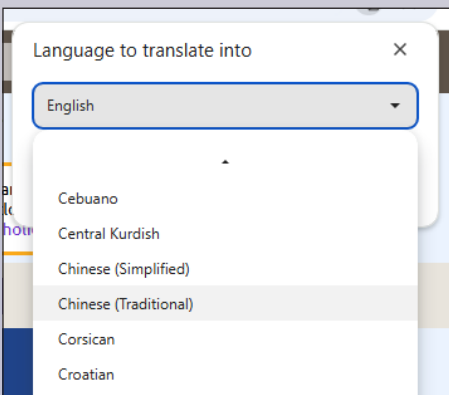
- 1 On your computer, open Chrome or Microsoft Edge.
- 2 Go to a web page you want to translate.



- 3 On the web page, right click on it, select **Translate to [Language]**. Note: If your operating system is defaulted to English. You can select **Translate to English**.



- 4 Then, on the right side of the address bar for your browser, select the **Translate** icon .
 - You can select **Choose another language**.



- 5 Select your preferred language.
- 6 Follow the same steps for each page you would like to translate.

