



**DRAFT**

**REQUEST FOR PROPOSALS**

**FOR**

**RENEWABLE DISPATCHABLE GENERATION**

**AND**

**ENERGY STORAGE**

**MAUI**

MAY 2, 2022

Docket No. 2017-0352

## Table of Contents

Chapter 1: Introduction and General Information .....	1
1.1 Authority and Purpose of the Request for Proposals .....	3
1.2 Scope of the RFP .....	4
1.3 Competitive Bidding Framework .....	8
1.4 Role of the Independent Observer .....	8
1.5 Communications Between the Company and Proposers – Code of Conduct Procedures Manual.....	9
1.6 Company Contact for Proposals .....	9
1.7 Proposal Submission Requirements.....	9
1.8 Proposal Fee.....	11
1.9 Procedures for any Hawaiian Electric Proposal or Affiliate Proposal.....	12
1.10 Dispute Resolution Process.....	14
1.11 No Protest or Appeal.....	15
1.12 Modification or Cancellation of the Solicitation Process .....	15
Chapter 2: Resource Needs and Requirements .....	15
2.1 Performance Standards .....	15
2.2 Transmission System Information .....	16
2.3 Interconnection to the Company System .....	17
Chapter 3: Instructions to Proposers .....	19
3.1 Schedule for the Proposal Process .....	19
3.2 Company RFP Website/Electronic Procurement Platform.....	20
3.3 Information Exchange.....	21
3.4 Preparation of Proposals .....	21
3.5 Organization of the Proposal .....	22
3.6 Proposal Limitations .....	22
3.7 Proposal Compliance and Bases for Disqualification.....	23
3.8 Stage 3 Contract.....	23
3.9 Pricing Requirements.....	26
3.10 Project Description.....	27
3.11 Sites Identified through the Land RFI .....	29
3.12 Confidentiality .....	29

3.13	Credit Requirements .....	30
Chapter 4: Evaluation Process and Evaluation Criteria.....		30
4.1	Proposal Evaluation and Selection Process .....	30
4.2	Eligibility Requirements Assessment .....	33
4.3	Threshold Requirement Assessment.....	34
4.4	Initial Evaluation – Price and Non-Price Analysis .....	37
4.5	Selection of a Priority List .....	46
4.6	Best and Final Offer (BAFO) .....	47
4.7	Detailed Evaluation.....	49
4.8	Selection of the Final Award Group .....	50
Chapter 5: Post Evaluation Process .....		51
5.1	Project Interconnection Process .....	51
5.2	Contract Negotiation Process.....	52
5.3	Community Outreach and Engagement .....	53
5.4	Greenhouse Gas Emissions Analysis.....	54
5.5	PUC Approval.....	55
5.6	Facility In-Service.....	55
5.7	Archaeological Literature Review and Field Inspection Report.....	55

## List of Appendices

Appendix A	Definitions
Appendix B	Proposer's Response Package / Project Interconnection Data Request
Appendix C	Code of Conduct Procedures Manual
Appendix D	PowerAdvocate User Information
Appendix E	Mutual Confidentiality and Non-Disclosure Agreement
Appendix F	[RESERVED]
Appendix G	Hawaiian Electric Development Team Certification Form
Appendix H	Interconnection Facilities and Cost Information
Appendix I	Maui Near-Term Grid Needs Assessment [To Be Updated at Next Release] <sup>1</sup>
Appendix J	Model PV+BESS RDG PPA
Appendix K	Model Wind+BESS RDG PPA
Appendix L	Model Firm PPA
Appendix M	Model ESPA

---

<sup>1</sup> The Maui Near-Term Grid Needs Assessment has an anticipated filing date of June 1, 2022.



## **Chapter 1: Introduction and General Information**

Maui Electric Company, Ltd. (“Maui Electric” or the “Company”) seeks proposals to acquire at least 180 gigawatt hours (“GWh”) annually of variable renewable dispatchable generation, and proposals to acquire at least 40 megawatts (“MW”) of renewable firm capacity through this Request for Proposals (“RFP”), as defined further in Section 1.2.2.<sup>2</sup> By no later than December 1, 2027, the Company seeks to have both the variable renewable energy and renewable firm capacity in service. Proposers should submit Proposals to achieve commercial operations as soon as possible to address urgent reliability needs. For renewable firm Proposals, if December 1, 2027 is not an achievable in-service date, Proposals should indicate the earliest achievable commercial operations date. Due to having separate variable and firm targets, variable and firm Proposals will be evaluated and selected separately.

The Company seeks three general types of projects in this RFP, 1) new variable renewable dispatchable generation projects (with or without energy storage systems),<sup>3</sup> 2) standalone energy storage projects, and 3) new firm renewable dispatchable generation projects. The Company will also accept Proposals from existing renewable generation projects or existing fossil fuel projects that convert to a renewable source for new terms after the expiration of their current agreements. Any existing project’s Proposal must meet all of the terms of this RFP, including agreement to use the applicable model Stage 3 Contract attached hereto.

Through this RFP, the Company intends to contract any variable renewable dispatchable generation projects using its Model Renewable Dispatchable Generation Power Purchase Agreement (“RDG PPA”),<sup>4</sup> which treats variable generation facilities as fully dispatchable; any firm<sup>5</sup> dispatchable generation projects using its Model Firm Renewable Dispatchable Generation Power Purchase Agreement (“Firm PPA”); and any standalone energy storage projects using its Model Energy Storage Purchase Agreement (“ESPA”). Collectively, these model purchase agreements are referred to as the “Stage 3 Contracts”.<sup>6</sup> If a proposed Project utilizes a technology that is not encompassed by the model purchase agreements provided, then the terms of the applicable model purchase agreement will be modified to address the specific technology and/or component.<sup>7</sup>

Each successful Proposer will provide variable renewable dispatchable generation with/without energy storage, standalone energy storage, or firm renewable dispatchable generation to the

---

<sup>2</sup> Adjustments to the procurement targets may be made in future drafts of this RFP based on additional analyses or other generation resource developments.

<sup>3</sup> Any photovoltaic (“PV”) projects must be paired with an energy storage component.

<sup>4</sup> The Company offers a Model PV+BESS RDG PPA version for PV paired with energy storage and a Model Wind+BESS RDG PPA version for wind paired with energy storage. If a generation-only wind proposal is proposed, the BESS-specific provisions will be removed from the Model Wind+BESS RDG PPA.

<sup>5</sup> Firm generation is a synchronous machine based technology that is available up to 100% of the contract capacity at any time under Company dispatch for as long as needed, except during periods of outage and deration, independent of source energy resource availability. Firm Generation must not be energy limited or weather dependent.

<sup>6</sup> Herein, the term “Stage 3 Contract” will be used generically to refer to the applicable purchase agreement for that technology (i.e., PV+BESS RDG PPA, Wind+BESS RDG PPA, Firm PPA, or ESPA).

<sup>7</sup> Contact the Company if there is any uncertainty with which model Stage 3 Contract the Proposer’s technology aligns.

Company pursuant to the terms of an applicable Stage 3 Contract which will be negotiated between the Company and Proposer, and also be subject to review and approval by the State of Hawai'i Public Utilities Commission. Proposers are instructed to thoroughly review their respective model Stage 3 Contract attached as Appendix J, K, L, and M that represents the technology of their project. The structure of the RDG PPA, Firm PPA and ESPA intends to provide monthly payments to the Proposer by the Company (e.g., Lump Sum Payment, Capacity Charge payment), based upon the energy potential or contract capacity, as applicable, of the Facility, regardless of the actual energy dispatched.<sup>8</sup> In exchange, the utility maintains full dispatch control of the Facility as needed. Under the RDG PPA, Firm PPA and ESPA, each Facility must meet certain requirements to receive the full Lump Sum Payment/Capacity Charge payment (as applicable) each month. The Firm PPA also provides for a separate monthly Energy Charge payment. These requirements ensure that each plant is available to the Company for dispatch to meet System needs. The Company intends to use all Projects selected for the Final Award Group in accordance with the performance and dispatchability requirements described in the model Stage 3 Contracts to meet various grid needs identified in Appendix I of this RFP.

Appendix I provides information to Proposers on the grid needs of the System based on computer modeling of the future dispatch of the System, including how new resources acquired through this RFP may be dispatched to provide various services (e.g., 20- and 1-minute upward and downward regulating reserve, ramp, and capacity). In addition to the expected provision for grid services, the Grid Needs Assessment also provides the portfolio of projects' aggregated dispatch on typical days to inform Proposers when and how the projects may be utilized in addition to existing system resources. In turn, Proposers can use this information to design their Project to better fit within the Maui resource portfolio. The Company is committed to selecting a portfolio of renewable dispatchable generation projects and a portfolio of renewable firm generation projects based on the results of the RFP to meet the System needs. Therefore, acquiring the amount of grid needs set forth in Appendix I will be dependent on the final resource mix selected. As detailed in this RFP, during the detailed evaluation, modeling will be performed to assess the grid resources being provided by the final selected portfolios, which as noted above, firm renewable generation projects and renewable dispatchable generation will be evaluated and selected separately to meet the needs being sought in this RFP.

To assist Proposers in developing costs of potential projects, the Company also offers interconnection facilities cost and schedule information in Appendix H. The information provided in Appendix H can be used to approximate the cost for Company-Owned Interconnection Facilities, including substation, telecommunications, security, transmission and distribution lines, and project management.

The Company or its Affiliates may submit a Proposal in response to this RFP subject to the requirements of this RFP.

---

<sup>8</sup> Firm proposals may include an Energy Charge payment component in addition to the Capacity Charge payment component. The Energy Charge payment would be based on actual production and delivery to the grid. The Stage 3 Contract allows the Company dispatch rights and does not guarantee Seller any amount of energy will be delivered to the Point of Interconnection. In the event that the Company does not accept any energy at the Point of Interconnection, the Company will not pay any Energy Charge payment.

The Company will evaluate Proposals using the evaluation and selection process described in Chapter 4. The Company will evaluate and select Proposals based on both price and non-price factors that impact the Company, its customers, and communities affected by the proposed Projects. The number of Projects that the Company may acquire from this RFP depends on, among other things, the quality and cost-effectiveness of bids received in response to this RFP; economic comparison to other RFP responses; updates to the Company's forecasts; transmission and distribution availability; and changes to regulatory or legal requirements. **If Proposals are received that will provide energy and other services in excess of the targeted amounts, the Company will consider selecting such Proposal(s) if benefits to customers are demonstrated.**

All requirements necessary to submit a Proposal(s) are stated in this RFP. A description of the technical requirements for Proposers is included in the body of this RFP, Appendix B, and in the applicable RDG PPA, Firm PPA, and ESPA attached as Appendix J, K, L, and M.

All capitalized terms used in this RFP shall have the meaning set forth in the glossary of defined terms attached as Appendix A. Capitalized terms that are not included in Appendix A shall have the meaning ascribed in this RFP.

## **1.1 Authority and Purpose of the Request for Proposals**

- 1.1.1 This RFP is issued in response to the PUC's letters dated February 18, 2022 and March 23, 2022 in Docket No. 2017-0352 requesting the Company to proceed with developing a Stage 3 RFP specifically for O'ahu and Maui, and to file the draft RFPs no later than May 2, 2022 as well as based on the Company's grid needs assessment.
- 1.1.2 While storage was not contemplated in Decision and Order ("D&O") No. 23121 in Docket No. 03-0372 (To Investigate Competitive Bidding for New Generating Capacity in Hawai'i), which sets forth the PUC's Framework for Competitive Bidding ("Framework" or "Competitive Bidding Framework"), the Company intends to follow the Framework to the extent applicable for this RFP. This RFP is also consistent with the Updated Framework for Competitive Bidding ("Updated Framework"), which was drafted to be more inclusive of various technologies, and filed on February 12, 2021 in Docket No. 2018-0165. The Updated Framework is currently pending PUC approval, and if approved prior to the issuance of this RFP, this RFP shall be subject to the Updated Framework.
- 1.1.3 Proposers must review Appendix I, the Company's Maui Near-Term Grid Needs Assessment, and letters filed by the Company in Docket No. 2021-0024 on March 21, 2022 and April 8, 2022 related to Generation Update for Maui Electric Company. This RFP seeks to address potentially urgent reliability needs on the island of Maui due to the removal and conversion to synchronous condensers of the Kahului Power Plant and potential end of service for diesel engines located at Maalaea Power Plant

## **1.2 Scope of the RFP**

- 1.2.1 The Company has established two separate targets in this RFP. The first is for variable renewable dispatchable generation projects (with or without energy storage systems) and

standalone energy storage projects. The second is for firm renewable dispatchable generation projects. There is no predetermined preference for a particular renewable energy generation or storage technology; however, The firm renewable dispatchable generation targets must be from a synchronous machine-based generation technology. The two separate targets are also intended to diversify the generation portfolio on the island of Maui and reduce procurement and execution risks associated with a potentially homogenous Final Award Group, if not for separate procurement targets.

1.2.2 Proposals may be submitted as:

- Target 1: Renewable Dispatchable Generation Need
  - Variable renewable generation Projects (“Variable Generation Projects”)<sup>9</sup>
  - Paired variable renewable generation with energy storage Projects (“Paired Projects”)
  - Standalone energy storage Projects (“Standalone Storage Projects”)
- Target 2: Firm Renewable Generation Need
  - Firm renewable generation Projects<sup>10</sup>

1.2.3 All Proposals with a generation component submitted in response to this RFP must utilize qualified renewable energy resource(s), as defined under the Hawai‘i Renewable Portfolio Standards (“RPS”) law.<sup>11</sup> By statute, “Renewable Energy” means energy generated or produced using the following sources: (1) wind; (2) the sun; (3) falling water; (4) biogas, including landfill and sewage-based digester gas; (5) geothermal; (6) ocean water, currents, and waves, including ocean thermal energy conversion; (7) biomass, including biomass crops, agricultural and animal residues and wastes, and municipal solid waste and other solid waste; (8) biofuels; and (9) hydrogen produced from renewable energy sources.<sup>12</sup>

All Proposals with a generation component that operates on fuel must include any and all costs of such fuel for the entire proposed Firm PPA term in its Proposal, with the exception of biofuel proposals. Proposals operating on biofuel do not need to include the cost of biofuel in their Proposal cost, but those Proposals must provide a biofuel price forecast. The Proposal will not have to guarantee the biofuel forecast pricing, but the Company reserves the right to use an alternative appropriate fuel forecast when evaluating the Proposal (i.e. the Company may choose to use the Company’s biofuel forecast, or potentially look at more than one fuel forecast for evaluation purposes). Proposers must also describe their fuel supply plan<sup>13</sup> that will ensure sufficient fuel for

---

<sup>9</sup> Variable Generation Projects, with the exception of PV, do not need to include an energy storage component. PV generation projects must be paired with an energy storage component and proposed as a Paired Project.

<sup>10</sup> As noted in footnote [4] above, firm generation is a synchronous machine based technology that is available up to 100% of the contract capacity at any time under Company dispatch for as long as needed, except during periods of outage and deration, independent of source energy resource availability. Firm generation must not be energy limited or weather dependent.

<sup>11</sup> RPS requirements in Hawai‘i are codified in Hawai‘i Revised Statutes (“HRS”) §§ 269-91 through 269-95.

<sup>12</sup> See HRS § 269-91.

<sup>13</sup> Biofuel is defined in HRS § 269-91: “Biofuels” means liquid or gaseous fuels produced from organic sources such as biomass crops, agricultural residues and oil crops, such as palm oil, canola oil, soybean oil, waste cooking oil, grease, and food wastes, animal residues and wastes, and sewage and landfill wastes.

unconstrained dispatch and fuel storage for at least thirty (30) days<sup>14</sup> on Maui. All Proposals with a generation component that operate on fuel must also commit to provide fuel for the entire proposed term of the Firm PPA and, with the exception of biofuel, provide evidence, such as in the form of contracts, that the fuel will be secured for the duration of the Firm PPA term.<sup>15</sup> All Proposals utilizing a fuel source must also specify any minimum monthly, quarterly, and/or annual fuel purchases in their fuel contract. Proposers for facilities that elect to use a liquid or gaseous fuel source must also be capable of operating using fossil fuel, including obtaining the proper permitting, and include the costs for the use of such fuel in its Proposal. The Company will maintain the right to consent to any fuel supply changes during the term of the PPA.

- 1.2.4 Each Proposal submitted into this RFP must represent a Project that is capable of meeting the requirements of this RFP without having to rely on the completion or implementation of any other Project, or without having to rely on a proposed change in law, rule, or regulation.
- 1.2.5 Proposals that will require System upgrades and the construction of which, in the reasonable judgment of the Company (in consultation with the Independent Observer), creates a significant risk that their Project's Guaranteed Commercial Operations Date ("GCOD") will not be met, will not be considered in this RFP.
- 1.2.6 Projects submitted into this RFP must be located on the island of Maui.
- 1.2.7 The term of the Firm PPA for any proposed firm renewable dispatchable generation Project must be thirty (30) years. Proposals utilizing the RDG or ESPA contracts, meeting the renewable dispatchable generation target, may propose the term of such contract.
- 1.2.8 Proposers must determine their Project Site, interconnection facilities and route of interconnection facilities, and Point(s) of Interconnection ("POI").
- 1.2.9 Proposers must locate all Project infrastructure within areas of their Site that are:
  - outside the 3.2 feet sea level rise exposure area (SLR-XA) as described in the Hawai'i Sea Level Rise Vulnerability, and Adaptation Report (2017);<sup>16</sup>

---

<sup>14</sup> Days refer to calendar days, unless the term "business day" is used, which means calendar day excluding weekends and federal and State of Hawai'i holidays.

<sup>15</sup> Proposals operating on biofuel must commit to providing fuel for the entire duration, but do not have to provide evidence of a fuel supply contract for the entire duration of the contract. However, Proposals utilizing biofuel must commit to provide evidence of a fuel supply for at least the first 3 years of the Firm PPA term.

<sup>16</sup> Hawai'i Climate Change Mitigation and Adaptation Commission. 2017. Hawai'i Sea Level Rise Vulnerability and Adaptation Report. Prepared by Tetra Tech, Inc. and the State of Hawai'i Department of Land and Natural Resources, Office of Conservation and Coastal Lands, under the State of Hawai'i Department of Land and Natural Resources Contract No: 64064. This report is available at: [https://climateadaptation.hawaii.gov/wp-content/uploads/2017/12/SLR-Report\\_Dec2017.pdf](https://climateadaptation.hawaii.gov/wp-content/uploads/2017/12/SLR-Report_Dec2017.pdf)

- not located within a Tsunami Evacuation Zone;<sup>17</sup> and
- not located within the Hawaii Department of Land and Natural Resources flood map's flood zones A, AE, AEF, AH, AO, VE based on the Federal Emergency Management Agency's Digital Flood Insurance Rate Maps.<sup>18</sup>

All equipment required for a Proposer's project must be sited within the proposed Project Site with no assumptions that any equipment will be sited on Company property unless specified by the Company.

- 1.2.10 Projects must either interconnect to the Maui Electric System (1) at the 69 kV transmission-level via the transmission lines identified in Section 2.2.1 and constructing a new substation to the 69 kV transmission-level line or alternatively, or (2) via one of two existing Company substations the Company will offer available space at for interconnection consideration – the Lahainaluna substation and the Kealahou substation. Proposers must inquire about the transmission line available MW capacity or substation conditions. See Section 2.2.1 below. To the extent the Company's existing land rights for any Company-provided interconnection location are not perpetual, Proposers will remain responsible for securing land rights in Company's favor for any such Company-provided interconnection location in accordance with the requirements of the applicable Stage 3 Contract.
- 1.2.11 A Project's size must be greater than 2.5 MW, the threshold for a waiver from the Competitive Bidding Framework applicable to Maui. No single point of failure from the Facility shall result in a decrease in active power output measured at the Project's POI greater than 20 MW. Additionally, in meeting the single point of failure requirement, if the Project's generator step-up transformers are operated in parallel, the parallel step-up transformers must be equal in size (MVA) and have the same electrical characteristics and available tap positions. Each generator step-up transformer must have its own POI not in adjacent positions of the same breaker-and-a-half bay into the Maui Electric System that can be independently dispatched via the Company's Energy Management System. Revisions will need to be made to the Stage 3 Contract to account for multiple POI.
- 1.2.12 Contracts for Projects selected through this RFP must use the appropriate Stage 3 Contract as described in Section 3.8. Under the RDG PPA and Firm PPA, the Company shall maintain exclusive rights to fully direct dispatch of the Facility, subject to availability of the resource. Under the ESPA, the Company shall maintain exclusive rights to fully direct the charging and discharging of the Facility. Additionally, due to the critical nature and usage of this to support the grid, the ability to control and tune the Facility's response to certain grid events and conditions is an important aspect that will be required of all facilities.

---

<sup>17</sup> See Hawai'i Sea Level Rise Viewer at <https://www.pacioos.hawaii.edu/shoreline/slr-hawaii/>, and National Oceanic and Atmospheric Administration (NOAA) interactive map in partnership with the State of Hawai'i at <https://tsunami.coast.noaa.gov/#/>. Projects infrastructure must be outside the "Tsunami Evacuation Zone" (but not necessary to be outside the "Extreme Tsunami Evacuation Zone").

<sup>18</sup> See Hawaii Department of Land and Natural Resources Flood Hazard Assessment Tool at <http://gis.hawaiiinfip.org/FHAT/>.

1.2.13 The storage component of a Paired Project will be charged during periods when full potential export of the generation component is not being dispatched by the Company. Energy in the storage component will be exported to the Company's System subject to Company dispatch. The storage component of a Paired Project must be sized to support the Facility's Net Nameplate Capacity (in MW)<sup>19</sup> for at least two (2) continuous hours for a Wind+BESS Project or at least four (4) continuous hours for a PV+BESS Project throughout the term of the respective RDG PPA and support a minimum of 365 full charging/discharging cycles per year.

For example, for a 10 MW PV facility, the energy storage component must be able to store and discharge at least 40 MWh of energy in a cycle throughout the term of the PV+BESS RDG PPA. For a 10 MW wind facility, the Proposer could propose an energy storage component that is able to store and discharge at least 20 MWh of energy in a cycle throughout the term of the Wind+BESS RDG PPA.

Grid-charging is required for Paired Projects at the direction of the Company after the 5-year federal Investment Tax Credit ("ITC") recapture period has lapsed. Paired Projects that are incapable of claiming the ITC must be capable of being 100% charged from the grid from the GCOD.

1.2.14 The amount of energy discharged from any energy storage component (Paired Project or Standalone Storage Project) in a year will be limited to the BESS Contract Capacity (in MWh) multiplied by the number of days in that year. An energy storage component may be dispatched more than once per day, subject to such discharge energy limitations.

1.2.15 Standalone Storage Projects will provide energy to the Company during times that are deemed by the Company to be beneficial to the System. These facilities must be connected to the grid at all times, with the exception of allowed maintenance periods.

1.2.15.1 Standalone Storage Projects must be sized to support the Facility's Net Nameplate Capacity (in MW) for either two (2) or four (4) continuous hours throughout the term of the ESPA and support a minimum of 365 full charging/discharging cycles per year.

For example, for a 10 MW facility, the energy storage component must be able to store and discharge at least 20 MWh or 40 MWh of energy in a cycle throughout the term of the ESPA.

For both Paired Projects and Standalone Storage Projects, the inverter which interfaces between the BESS DC side and AC side must be a grid-forming control type inverter.

1.2.16 Proposals must specify a GCOD no later than December 1, 2027. If this date is not achievable for renewable firm Proposals, a Proposal stating its earliest achievable commercial operations date may be submitted. A Proposer's GCOD set forth in its Proposal or variation that is selected will be the GCOD in any resulting Stage 3 Contract

---

<sup>19</sup> A Project's Net Nameplate Capacity is the net maximum output (MWac) of the Facility at POI, whether that maximum is based on: nameplate power rating of energy generating equipment sizing; expected losses in delivery of power to the POI; and/or any project control system involved in managing the delivery of power to the POI.

if such Proposal is selected to the Final Award Group. Proposers will not be able to request a change in the GCOD set forth in their Proposal or variation.

- 1.2.17 If selected, Proposers will be responsible for all costs throughout the term of the Stage 3 Contract, including but not limited to Project development, completion of an Interconnection Requirements Study (“IRS”), the cost of conducting a greenhouse gas (“GHG”) emissions analysis, land acquisition, permitting, financing, construction of the Facility and all Interconnection Facilities, all fuel to operate the Facility, and the operation and maintenance (“O&M”) of the Facility.
- 1.2.18 If selected, Proposers will be solely responsible for the decommissioning of the Project and the restoration of the Site upon the expiration of the Stage 3 Contract, as described in Attachment G, Section 7 of the RDG PPA, Firm PPA or ESPA.
- 1.2.19 If selected, Proposers shall pursue all available applicable federal and state tax credits. Proposal pricing must be set to incorporate the benefit of such available federal tax credits. In the event additional federal tax credits become available through new tax legislation after Proposals are submitted but before Proposals are selected to the Final Award Group, the Company may require applicable Proposals propose an additional downward only price adjustment to allow the benefits of those additional tax credits to be passed along to the Company’s customers.

However, to mitigate the risk on Proposers due solely to potential changes to Hawai‘i state’s tax credit law before a selected Project reaches commercial operations, Proposal pricing shall be set without including any state tax credits. If a Proposal is selected, the Stage 3 Contract for the Project will require the Proposer to pursue the maximum available state tax credit and remit tax credit proceeds to the Company for customers’ benefit as described in Attachment J of the RDG PPA, Firm PPA, or ESPA. The Stage 3 Contract will also provide that the Proposer will be responsible for payment of liquidated damages for failure to pursue the state tax credit.

### **1.3 Competitive Bidding Framework**

Consistent with the Framework, this RFP outlines the Company’s requirements in relation to the resources being solicited and the procedures for conducting the RFP process. It also includes information and instructions to prospective Proposers participating in and responding to this RFP.

### **1.4 Role of the Independent Observer and Independent Engineer**

- 1.4.1 Part III.C.1 of the Framework sets forth the circumstances under which an Independent Observer is required in a competitive bidding process. The Independent Observer will advise and monitor all phases of the RFP process and will coordinate with PUC staff throughout the RFP process to ensure that the RFP is undertaken in a fair and unbiased manner. In particular, the Company will review and discuss with the Independent Observer decisions regarding the evaluation, disqualification, non-selection, and selection of Proposals.



- 1.4.2 The role of the Independent Observer, as described in the Framework, will include, but is not limited to:
- Monitor all steps in the competitive bidding process
  - Monitor communications (and communications protocols) with Proposers
  - Monitor adherence to the Company’s Code of Conduct
  - Submit comments and recommendations, if any, to the PUC concerning the RFP
  - Review the Company’s Proposal evaluation methodology, models, criteria, and assumptions
  - Review the Company’s evaluation of Proposals
  - Advise the Company on its decision-making
  - Participate in dispute resolution as set forth in Section 1.10
  - Monitor contract negotiations with Proposers
  - Report to the PUC on monitoring results during each stage of the competitive bidding process
  - Provide an overall assessment of whether the goals of the RFP were achieved

The Independent Observer will also oversee the Independent Engineer. The Independent Engineer’s role will include, but not be limited to:

- Reviewing the Company’s requirements and standards for interconnection
- Review the interconnection documents provided by Proposers
- Participate in discussions with the Company and Proposers over interconnection requirements, scope, and cost
- Report to Independent Observer

1.4.3 The Independent Observer for this RFP is: [DRAFTING NOTE – to be determined]  
The Independent Observer Email Address: [DRAFTING NOTE – to be determined]

1.4.4 The Independent Engineer for this RFP is: [DRAFTING NOTE – to be determined]  
The Independent Engineer Email Address: [DRAFTING NOTE – to be determined]

## **1.5 Communications Between the Company and Proposers – Code of Conduct Procedures Manual**

1.5.1 Communications and other procedures under this RFP are governed by the “Code of Conduct Procedures Manual” (also referred to as the “Procedures Manual”) developed by the Company as required by the Framework, and attached as Appendix C.

1.5.2 All Proposal communication with prospective Proposers will be conducted via the Company’s RFP website, Electronic Procurement Platform, and/or electronic mail (“Email”) through the address specified in Section 1.6 (the “RFP Email Address”). Phone communication or face-to-face meetings will not be supported.

To ensure the Independent Observer can monitor communication, questions regarding the RFP or a proposed Project submitted to the RFP Email Address should include the

Independent Observer Email Address found in Section 1.4.3 above. Frequently asked questions submitted by prospective Proposers and the answers to those questions may be posted on the Company's RFP website. The Company reserves the right to respond only to comments and questions it deems are appropriate and relevant to the RFP. Proposers shall submit questions no later than fifteen days before the respective Proposal Due Date (RFP Schedule in Section 3.1, Table 2). The Company will endeavor to respond to all questions no later than five days before the respective Proposal Due Date.

- 1.5.3 After Proposals have been submitted, the Company may contact individual Proposers for purposes of clarifying their Proposal(s).
- 1.5.4 Any confidential information deemed by the Company, in its sole discretion, to be appropriate to share, will only be transmitted to the requesting party after receipt of a fully executed Stage 3 Mutual Confidentiality and Non-Disclosure Agreement ("NDA"). See Appendix E.
- 1.5.5 Except as expressly permitted and in the manner prescribed in the Procedures Manual, any unsolicited contact by a Proposer or prospective Proposer with personnel of the Company pertaining to this RFP is prohibited.

## **1.6 Company Contact for Proposals**

The primary contact for this RFP is:

Isaac Kawahara  
Energy Contract Manager  
Hawaiian Electric Company, Inc.

RFP Email Address: [mauirenewablerfp@hawaiianelectric.com](mailto:mauirenewablerfp@hawaiianelectric.com)

## **1.7 Proposal Submission Requirements**

- 1.7.1 All Proposals must be prepared and submitted in accordance with the procedures and format specified in the RFP. Proposers are required to respond to all questions and provide all information requested in the RFP, as applicable, and only via the communication methods specified in the RFP.
- 1.7.2 Detailed requirements regarding the form, submission, organization and information for the Proposal are set forth in Chapter 3 and Appendix B.
- 1.7.3 Proposals must not rely on any information that is not contained within the Proposal itself in demonstrating compliance for any requirement in this RFP.
- 1.7.4 In submitting a Proposal in response to this RFP, each Proposer certifies that the Proposal has been submitted in good faith and without fraud or collusion with any other unaffiliated person or entity. The Proposer shall acknowledge this in the Response Package submitted with its Proposal. Furthermore, in executing the NDA provided as Appendix E, the Proposer agrees on behalf of its Representatives (as defined in the NDA)

that the Company's negotiating positions will not be shared with other Proposers or their respective Representatives.

In addition, in submitting a Proposal, a Proposer will be required to provide Company with its legal counsel's written certification in the form attached as Appendix B, Attachment 1 certifying in relevant part, that irrespective of any Proposer's direction, waiver, or request to the contrary, the attorney will not share a Proposer's confidential information associated with such Proposer with others, including, but not limited to, such information such as a Proposer's or Company's negotiating positions. If legal counsel represents multiple unaffiliated Proposers whose Proposals are selected for the Final Award Group, such counsel will also be required to submit a similar certification at the conclusion of contract negotiations that he or she has not shared a Proposer's confidential information or the Company's confidential information associated with such Proposer with others, including but not limited to, such information as a Proposer's or Company's negotiating positions.

- 1.7.5 All Proposals must be submitted via the Electronic Procurement Platform by 2:00 pm Hawai'i Standard Time ("HST") on the respective Proposal Due Date shown in the RFP Schedule in Section 3.1, Table 2. No hard copies of these Proposals will be accepted by the Company.

It is the Proposer's sole responsibility to ensure that complete and accurate information has been submitted on time and consistent with the instructions of this RFP. With this assurance, the Company shall be entitled to rely upon the completeness and accuracy of every Proposal. Any errors identified by the Proposer or Company after the Proposal Due Date has passed may jeopardize further consideration and success of the Proposal. If an error or errors are later identified, the Company, in consultation with the Independent Observer, may permit the error(s) to be corrected without further revision to the Proposal, or may require the Proposer to adhere to terms of the Proposal as submitted without correction. Additionally, and in the Company's sole discretion, if such error(s) would materially affect the Priority List or Final Award Group, the Company reserves the right, in consultation with the Independent Observer, to remove or disqualify a Proposal upon discovery of the material error(s). The Proposer of such Proposal shall bear the full responsibility for such error(s) and shall have no recourse against the Company's decision to address Proposal error(s), including removal or disqualification. The Energy Contract Manager, in consultation with the Independent Observer, will confirm that all Proposals were submitted by the respective Proposal Due Dates shown in Section 3.1, Table 2. The Electronic Procurement Platform automatically closes to further submissions after the IPP Proposal Due Date shown in Section 3.1, Table 2.

## **1.8 Proposal Fee**

- 1.8.1 IPP and Affiliate proposers are required to tender a non-refundable Proposal Fee of \$10,000 for each Proposal submitted.
- 1.8.2 Proposers may submit up to three (3) variations of their Proposal, one of which is the base variation of the Proposal, under a single Proposal Fee.

- 1.8.3 Variations of GCOD, pricing terms, and/or Facility size or with/without storage (solar energy must include storage) can be offered. Note that per Section 1.2.16, with regard to renewable firm Proposals, if the targeted GCOD is not achievable, a Proposal stating its earliest achievable commercial operations date may be submitted. Variations which propose a different Site or different generation technology will not be considered and will be deemed a separate Proposal, and a separate Proposal Fee must be paid for each such Proposal. All unique information for each variation of a Proposal, no matter how minor such variation is, must be clearly identified and separated by following the instructions in Appendix B pertaining to “(Optional) Minor Proposal Variations”.
- 1.8.4 The Proposal Fee must be in the form of a cashier’s check from a U.S.-chartered bank made payable to “Maui Electric Company, Ltd.” and must be delivered and received by the Company by 2:00 pm (HST) on the respective Proposal Due Date shown in the RFP Schedule in Section 3.1, Table 2. The cashier’s check should include a reference to the Proposal(s) for which the Proposal Fee is being provided. Proposers must identify in the Proposal Response Package (instructions in Appendix B, Section 1.3.1) the delivery information for its Proposal Fee. Proposers are strongly encouraged to utilize a delivery service method that provides proof of delivery to validate delivery date and time.

If the Proposal Fee is delivered by U.S. Postal Service (with registered, certified, receipt verification), the Proposer shall address it to:

Isaac Kawahara  
Energy Contract Manager  
Hawaiian Electric Company, Inc.  
Mail Code AL12-IU  
PO Box 2750  
Honolulu, Hawai‘i 96840

If the Proposal Fee is delivered by other courier services, the Proposer shall address it to:

Hawaiian Electric Company, Inc.  
Ward Receiving  
Attention: Isaac Kawahara, Energy Contract Manager  
Mail Code AL12-IU  
799 S. King St.  
Honolulu, Hawai‘i 96813

Due to coronavirus prevention measures, in-person delivery of Proposal Fees by Proposers will not be allowed.

## **1.9 Procedures for any Hawaiian Electric Proposal or Affiliate Proposal**

- 1.9.1 The Competitive Bidding Framework allows the Company the option to offer a Self-Build Proposal in response to this RFP (“Hawaiian Electric Proposal”). Accordingly, the Company must follow certain requirements and procedures designed to safeguard against and address concerns associated with: (1) preferential treatment of the Hawaiian Electric

Proposal or members, agents, or consultants of the Company formulating the Hawaiian Electric Development Team; and (2) preferential access to proprietary information by the Hawaiian Electric Development Team. These requirements are specified in the Code of Conduct required under the Framework and implemented by certain rules and procedures found in the Procedures Manual submitted with this RFP and attached as Appendix C. The Code of Conduct will apply to this RFP, regardless of whether the Company submits a Hawaiian Electric Proposal.

The Competitive Bidding Framework also allows Affiliates of the Company to submit Proposals<sup>20</sup> to RFPs issued by the Company. All Hawaiian Electric Proposals and Affiliate Proposals are subject to the Company's Code of Conduct and the Procedures Manual. Affiliate Proposals are also subject to any applicable Affiliate Transaction Requirements issued by the PUC in Decision and Order No. 35962 on December 19, 2018, and subsequently modified by Order No. 36112, issued on January 24, 2019, in Docket No. 2018-0065. Affiliate Proposals will be treated identically to IPP Proposals and must be submitted electronically through the Electronic Procurement Platform by the Hawaiian Electric and Affiliate Proposal Due Date in RFP Section 3.1, Table 2.

- 1.9.2 The Company will require that the Hawaiian Electric Proposal(s) and Affiliate Proposals be submitted electronically through the Electronic Procurement Platform. Hawaiian Electric and Affiliate Proposals will be due a minimum of one (1) day before other Proposals are due. A Hawaiian Electric and Affiliate Proposal will be uploaded into the Electronic Procurement Platform in the same manner Proposals from other Proposers are uploaded. The Energy Contract Manager, in consultation with the Independent Observer, will confirm that the Hawaiian Electric and Affiliate Proposals are timestamped by the Hawaiian Electric and Affiliate Proposal Due Date found in RFP Section 3.1, Table 2.
- 1.9.3 Detailed requirements for a Hawaiian Electric Proposal can be found in Appendix G. These requirements are intended to provide a level playing field between Hawaiian Electric Proposals and third-party Proposals. Except where specifically noted, a Hawaiian Electric Proposal must adhere to the same price and non-price Proposal requirements as required of all Proposers, as well as certain Stage 3 Contract requirements, such as milestones and liquidated damages, as described in Appendix G. The non-negotiability of the Performance Standards shall apply to any Hawaiian Electric Proposal to the same extent it would for any other Proposal. Notwithstanding the fact that it will not be required to enter into a Stage 3 Contract with the Company, a Hawaiian Electric Proposer will be required to note its exceptions, if any, to the Stage 3 Contract in the same manner required of other Proposers, and will be held to such modified parameters if selected. In addition to its Proposal, the Hawaiian Electric Development Team will be required to submit the Hawaiian Electric Development Team Certification Form provided as Attachment 1 of Appendix G, acknowledging it has followed the rules and requirements of the RFP to the best of its ability and has not engaged in any collusive actions or received any preferential treatment or information providing an impermissible competitive advantage to the Hawaiian Electric Development Team over other Proposers responding to this RFP, as well as adherence to Stage 3 Contract terms and milestones

---

<sup>20</sup> A Proposal will also be treated as an Affiliate Proposal if the Affiliate is a partner for the Proposal.

required of all Proposers and the Hawaiian Electric Proposal's proposed cost protection measures.

The cost recovery methods between a regulated utility proposal and IPP proposals are fundamentally different due to the business environments they operate in. As a result, the Company has instituted a process to compare the two types of Proposals for the initial evaluation of the price-related criteria on a 'like' basis through comparative analysis.

At the core of a Hawaiian Electric Proposal are its total project capital cost and any associated annual O&M costs. During the RFP's initial pricing evaluation step, these capital costs<sup>21</sup> and O&M costs will be used in a revenue requirement calculation to determine the estimated revenues needed from customers which would allow the Company to recover the total cost of the project. The Hawaiian Electric Proposal revenue requirements are then used to determine a levelized price calculation, which will then be used for comparison to IPP and any Affiliate Proposals (see [Section 4.4.1](#)).

The Company, in conjunction with the Independent Observer, may also conduct a risk assessment of the Hawaiian Electric Proposal to ensure an appropriate level of customer cost protection measures are included in such Proposal.

If the Hawaiian Electric Proposal is not included in any shared savings mechanism for this RFP pre-approved by the PUC, the Hawaiian Electric Proposal will be permitted to submit a shared savings mechanism with its Proposal to share in any cost savings between the amount of cost bid in the Hawaiian Electric Proposal and the actual cost to construct the Project. If the Hawaiian Electric Proposal is selected to the Final Award Group, the proposed shared savings mechanism will need to be approved by the PUC. Submission of a shared savings mechanism is not required and will not be considered in the evaluation of the Hawaiian Electric Proposal.

## **1.10 Dispute Resolution Process**

- 1.10.1 If disputes arise under the RFP, the provisions of this [Section 1.10](#) and the dispute resolution process established in the Framework will control. See [Part V](#) of the Framework.
- 1.10.2 Proposers who challenge or contest any aspect of the RFP process must first attempt to resolve their concerns with the Company and the Independent Observer ("[Initial Meeting](#)"). The Independent Observer will seek to work cooperatively with the parties to resolve any disputes or pending issues and may offer to mediate the Initial Meeting to resolve disputes prior to such issues being presented to the PUC.
- 1.10.3 Any and all disputes arising out of or relating to the RFP which remain unresolved for a period of twenty (20) days after the Initial Meeting takes place may, upon the agreement of the Proposer and the Company, be submitted to confidential mediation in Honolulu,

---

<sup>21</sup> Hawaiian Electric Proposals will be required to provide a table identifying project costs by year. These capital costs should be all inclusive, including but not limited to costs associated with equipment, Engineering, Procurement, and Construction, interconnection, overhead, and Allowance for Funds Used During Construction.

Hawai‘i, pursuant to and in accordance with the Mediation Rules, Procedures, and Protocols of Dispute Prevention Resolution, Inc. (“DPR”) (or its successor) or, in its absence, the American Arbitration Association then in effect (“Mediation”). The Mediation will be administered by DPR. If the parties agree to submit the dispute to Mediation, the Proposer and the Company shall each pay fifty percent (50%) of the cost of the Mediation (i.e., the fees and expenses charged by the mediator and DPR) and shall otherwise each bear their own Mediation costs and attorney’s fees.

- 1.10.4 If settlement of the dispute is not reached within sixty (60) days after commencement of the Mediation, or if after the Initial Meeting, the parties do not agree to submit any unresolved disputes to Mediation, then as provided in the Framework, the Proposer may submit the dispute to the PUC in accordance with the Framework.
- 1.10.5 In accordance with the Framework, the PUC will serve as the arbiter of last resort for any disputes relating to this RFP involving Proposers. The PUC will use an informal expedited dispute resolution process to resolve the dispute within thirty (30) days, as described in Parts III.B.8 and V of the Framework.<sup>22</sup> There will be no right to hearing or appeal from this informal expedited dispute resolution process.
- 1.10.6 By submitting a Proposal in response to this RFP, each Proposer expressly agrees that if it initiates a dispute resolution process for any dispute or claim submitted in violation of or arising under or relating to this RFP (e.g., a court proceeding, arbitration, etc.), other than as permitted by the Framework and Section 1.10.5 of this RFP, such dispute shall be dismissed with prejudice and the Proposer filing such dispute or claim shall be responsible for any and all attorneys’ fees and costs that may be incurred by the Company or the PUC in order to resolve such claim.

### **1.11 No Protest or Appeal**

Subject to Section 1.10, no Proposer or other person will have the right to protest or appeal to any court or other dispute resolution organization, any award, non-award or disqualification of a Project made by the Company or any decision by the Commission made pursuant to Section 1.10.5.

By submitting a Proposal in response to the RFP, the Proposer expressly agrees to the terms and conditions set forth in this RFP.

### **1.12 Modification or Cancellation of the Solicitation Process**

- 1.12.1 Unless otherwise expressly prohibited, the Company may, at any time up to the final execution of a Stage 3 Contract, as may be applicable, in consultation with the

---

<sup>22</sup> The informal expedited dispute resolution process does not apply to PUC review of contracts that result from the RFP. See Decision and Order No. 23121 at 34-35. Further, the informal expedited dispute resolution process does not apply to the Framework’s process relating to issuance of a draft and final RFP, and/or to the PUC approval of the RFP because: (1) the Framework (and the RFP) set forth specific processes whereby interested parties may provide input through the submission of comments; and (2) the Framework’s dispute resolution process applies to “Bidders” and there are no “Bidders” at this stage in the RFP process.

Independent Observer, postpone, withdraw, and/or cancel any requirement, term, or condition of this RFP, including deferral of the award or negotiation of any contract, and/or cancellation of the award all together, all of which will be without any liability to the Company.

- 1.12.2 The Company may modify this RFP subject to requirements of the Framework, whereby the modified RFP will be reviewed by the Independent Observer and submitted to the PUC thirty (30) days prior to its issuance, unless the PUC directs otherwise. See Framework Part IV.B.10. The Company will follow the same procedure with regard to any potential postponement, withdrawal, or cancellation of the RFP or any portion thereof.

## **Chapter 2: Resource Needs and Requirements**

### **2.1 Performance Standards**

Proposals must meet the Performance Standards and attributes set forth in this RFP, and the Performance Standards and requirements set forth in the respective model Stage 3 Contract. This RFP and the applicable Stage 3 Contract set forth the minimum requirements that all Proposals must satisfy to be eligible for consideration in this RFP. Additional Performance Standards may be required based on the results of the IRS.

- 2.1.1 Storage inverters (i.e., Paired Projects and Standalone Storage Projects) must be able to operate in grid-forming mode as defined in the applicable Stage 3 Contract.
- 2.1.2 Black start capability<sup>23</sup> is required for Generation Projects using synchronous machines, Paired Projects and Standalone Storage Projects.
- 2.1.3 For Proposals with energy storage components, the functionality and characteristics of the storage must be maintained throughout the term of the Stage 3 Contract since the Company will rely on the capacity the energy storage components provide. To be clear, Proposers may not propose any energy storage degradation for either capacity or efficiency in their Proposals. Ensuring that there is no degradation in storage capacity or efficiency over the term of the PPA can be accomplished in a number of ways, including overbuilding or pricing in replacement components. The particular manner in which this requirement is achieved is ultimately up to the Proposer to include in its Proposal. The Companies are not seeking proposals for Microgrids and will not pay for availability, energy, capacity or any other service if a Project is being operated in a island mode. However, in the event that a landowner requires a Project have the capability to provide such services to the landowner the Companies require that Proposals being used for

---

<sup>23</sup> Black start capability refers to the Facility's ability to start itself and provide power to the Company's grid without relying on any services or energy from the Company's grid in order to assist the grid in recovering from a total or partial shutdown. During such a total or partial shutdown of the grid, the Project may experience step changes in load and other transient and dynamic conditions as it picks up load without support from other resources on the grid during start-up (if the Project remains connected) or while connecting to the loads the Project is picking up (not the start-up and connecting of the Facility itself).



microgrid applications must operate in a grid-connected mode as its primary function but may operate from grid-connected mode to island mode at the Company's sole discretion. Microgrid generators in island mode must return to grid-connected mode at the Company's sole discretion.

## **2.2 Transmission System Information**

- 2.2.1 As specified in Section 1.2.10, Projects must interconnect to the Maui Electric 69 kV transmission-level. Proposers must inquire about the potential available MW capacity of the line at the specific location at which they propose to interconnect, or about the available MW capacity and substation conditions of the offered Company substation at which they propose to interconnect.<sup>24</sup> Proposers may also request a high-level map identifying the offered 69 kV line and the offered substations. Requests shall be directed to the RFP Email Address in Section 1.6 after the execution of the NDA as specified in Section 3.12.1. Proposers should perform their own evaluation of project locations, and the Company does not guarantee any project output or ability to connect based on information provided prior to the completion of an IRS. For example, an IRS may find that a project causes an effective grounding issue, requiring additional grounding equipment to mitigate the issue.

Proposers may propose Project sizes greater than the potential available MW capacities, but such proposals are expected to require reconductoring of existing lines<sup>25</sup> or the addition of transmission lines and/or other infrastructure, which would be at the Proposer's cost. Further, Projects may require capacity reduction if identified in the detailed IRS.

- 2.2.2 A detailed IRS, when performed, may reveal other adverse system impacts that may further limit a Project's ability to interconnect and/or further limit the net output of the Facility without upgrades.

## **2.3 Interconnection to the Company System**

- 2.3.1 The Proposer must provide information pertaining to the design, development, and construction of the Interconnection Facilities. Interconnection Facilities includes both: (1) Seller-Owned Interconnection Facilities; and (2) Company-Owned Interconnection Facilities. All Proposals must include a description and conceptual or schematic diagrams of the Proposer's plan to transmit power from the Facility to the Company's System. The proposed Interconnection Facilities must be compatible with the Company's System. In the design, Projects must adequately consider Company requirements to address impacts on the performance, safety, and reliability of the Company System.

In addition to the Performance Standards and findings of the IRS, the design of the Interconnection Facilities, including power rating, POI with the Company's System, and

---

<sup>24</sup> Responses will be provided upon the execution of an NDA with the Company as specified in Section 3.12.1.

<sup>25</sup> Proposers seeking to propose Projects with transmission line upgrades must seek feedback from the Company, as there may be reliability limitations on certain lines that do not allow capacity increases through reconductoring.

scheme of interconnection, must meet Company standards.

The Company will offer its construction specifications and procedures (Engineer, Procure, Construct Specifications for Hawaiian Electric Power Lines and Substations) to Proposers if requested via the communication method identified in Section 1.6 and upon the execution of an NDA as specified in Section 3.12.1 and the execution of a separate Confidentiality, Waiver, and Hold Harmless Agreement with the Company provided as Attachment 1 of Appendix E. These specifications are intended to illustrate the scope of work typically required to administer and perform the design and construction of a Maui Electric substation and power line.

The Company will also make available typical substation layouts and typical transmission and distribution estimating assumptions to assist with Proposal estimations and familiarize Proposers with the Company's engineering expectations for the Proposer's Interconnection Facilities. The layouts and design assumptions may not reflect the exact requirements of a Proposer's Project but should provide useful guidance to assist with their Proposal development. The most updated applicable Engineering Standards will also be provided to Projects who are selected to the Final Award Group and continue through negotiations. To request these layouts and assumptions, Proposers may submit a request via the communication method identified in Section 1.6 upon the execution of an NDA as specified in Section 3.12.1.

Past PPAs executed with the Company are filed with the PUC and are publicly available on the PUC's Document Management System website. Attachment G and Matrix G-1 of recently filed PPAs, which contain summarized total estimated interconnection cost information of the Company-Owned Interconnection Facilities and the identification of substation responsibilities. In addition, on March 31, 2022, the Company's Key Performance Metrics Interconnection Experience website went live. The website contains a list of projects and their estimated and actual interconnection costs for the Company-Owned Interconnection Facilities built by the Company. These resources may also aid Proposers in estimating the costs of their Interconnection Facilities. However, the Company notes that each Project and point of interconnection is unique and it is the Proposer's responsibility to ensure it conducts proper due diligence to determine the proper interconnection requirements for its Project. Proposers should therefore not assume that an interconnection configuration and associated interconnection costs for a prior project is suitable and appropriate for its proposed Project.

- 2.3.1.1 Interconnection Facilities must be designed such that it meets or exceeds the applicable single line diagram in Appendix H. Attachments 5 through 6 of Appendix H may be requested via the communication method identified in Section 1.6 upon the execution of an NDA as specified in Section 3.12.1.
- 2.3.2 Tariff Rule No. 19 establishes provisions for Interconnection and Transmission Upgrades and can be found at [https://www.hawaiianelectric.com/documents/billing\\_and\\_payment/rates/maui\\_electric\\_rules/19.pdf](https://www.hawaiianelectric.com/documents/billing_and_payment/rates/maui_electric_rules/19.pdf). The tariff provisions are intended to simplify the rules regarding who pays for, installs, owns, and operates Interconnection Facilities in the context of competitive bidding. As stated in the tariff, in the event there is any conflict

between the tariff and this RFP, the provisions of this RFP shall prevail. Proposers shall be required to build the Company-Owned Interconnection Facilities, including the switching station and line work, except for any work in the Company's existing energized facilities and the final tap as described in Appendix H. Construction of Company-Owned Interconnection Facilities by the Proposer must comply with industry standards, laws, rules and licensing requirements, as well as the Company's specific construction standards and procedures that the Company will provide upon request. (See Section 2.3.1.)

- 2.3.3 The Proposer shall be responsible for all costs required to interconnect a Project to the Company's System, including all Seller-Owned Interconnection Facilities and Company-Owned Interconnection Facilities, regardless of who is responsible for building such facilities. Unless otherwise explicitly stated in this RFP, a Proposer should assume that it is responsible for all interconnection costs and should not assume that any portion of such interconnection costs is for a System upgrade allocable to the Company.
- 2.3.4 Proposers are required to include in their pricing proposal all costs for interconnection and equipment expected to be required between their Facility and their proposed POI. Appendix H includes information related to Company-Owned Interconnection Facilities and costs that may be helpful to Proposers. Selected Proposers shall be responsible for the actual final costs of all interconnection costs for its Project including Seller-Owned Interconnection Facilities and Company-Owned Interconnection Facilities (see Appendix H), whether or not such costs exceed the costs set forth in a Proposer's Proposal. No adjustments will be allowed to the proposed price in a Proposal if actual costs for Interconnection Facilities exceed the amounts proposed.
- 2.3.5 Proposers are required to account for all costs for distribution-level service connection for station power in their pricing proposal.
- 2.3.6 All Projects will be screened for general readiness to comply with the requirements for interconnection. Proposals selected to the Final Award Group will be subject to Section 5.1. Proposals selected to the Final Award Group may be subject to further study in the form of an IRS. The IRS process is further described in Section 5.1. The results of the completed IRS or as identified through the Detailed Evaluation process, as well as any mitigation measures identified, will be incorporated into the terms and conditions of a final executed Stage 3 Contract.
- 2.3.7 To maintain the integrity of the transmission system, Proposals will only be allowed to interconnect to the following:
- 2.3.7.1 **Existing 69 kV substations, as provided in Table 1 below.** Available terminations are 69 kV line terminations, which may be used for interconnecting up to 20 MW<sup>26</sup> of generation. Note that each termination is required to be a Breaker-and-a-Half ("BAAH") configuration and may require additional land to complete the expansion. These

---

<sup>26</sup> Additional equipment upgrades may be required to allow 20 MW of generation at each termination.

substations have space available and the necessary infrastructure to meet the transmission planning criteria for firm generation resources.

**Table 1**  
**Potential 69 kV Substation Points of Interconnection**

Voltage	Location	Available Terminations	Comments
69 kV	Lahainaluna Substation	3	1 termination with equipment (breaker) additions and bus reconfiguration 2 additional terminations with BAAH bay expansion
69 kV	Kealahou Substation	1	1 termination with equipment (breaker) additions and bus reconfiguration

Note that the Company also completed a preliminary review of the following substations, which were deemed less feasible than those listed in Table 1 above, as interconnecting to these sites would require extensive equipment replacements, rebuilds, and/or land-related issues. The Company does not recommend interconnection to these substations and has not provided costs or requirements in Appendix H to do so.

Maalaea, Kahului Power Plant, Wailea, Puunene, Pukalani, Puukolii, Mahinahina, Napili, Kihei, Waiehu 23 kV, Waikapu 23 kV, Maui Hardwood 23 kV, Kaonoulu

2.3.7.2 **Existing 69 kV lines.** Proposers shall provide a new BAAH switching station to interconnect two (2) different transmission lines and the new generating resource per Appendix H.

If the Project does not intend to interconnect at one of the substations listed in Table 1 above, Proposers must include the costs for use of the land and site preparation for a new switching station, as specified in Appendix H. The evaluation of these Projects is specified in Section 4.4.

### **Chapter 3: Instructions to Proposers**

#### **3.1 Schedule for the Proposal Process**

Table 2 sets forth the proposed schedule for the proposal process (the “RFP Schedule”). The RFP Schedule is subject to PUC approval. The Company reserves the right to revise the RFP Schedule as necessary. Changes to the RFP Schedule prior to the RFP Proposal Due Date will be posted to the RFP website. Changes to the RFP Schedule after the Proposal Due Date will be communicated via Email to the Proposers and posted on the RFP website.

**Table 2  
Proposed RFP Schedule**

<b>Milestone</b>	<b>Schedule Dates</b>
(1) Draft RFP filed	May 2, 2022
(2) Community Meeting	May 24, 2022
(3) Parties and Participants filed Comments by	June 2, 2022
(4) Technical Status Conference	June 15, 2022
(5) PUC Review and Order to Release RFP	July 1, 2022
(6) Proposed Final RFP filed by	July 18, 2022
(7) Commission Approval of Final RFP by	August 17, 2022 <sup>27</sup>
(8) Final RFP issued by	August 31, 2022
(9) Hawaiian Electric Proposal Due Date	November 30, 2022
(10) IPP and Affiliate Proposal Due Date	December 1, 2022 at 2:00 pm HST
(11) Selection of Priority List	March 17, 2023 at 2:00 pm HST
(12) Hawaiian Electric BAFOs Due	April 3, 2023
(13) IPP and Affiliate BAFOs Due	April 4, 2023
(14) Selection of Final Award Group	August 4, 2023
(15) IRS and Contract Negotiations Begin	August 14, 2023

### **3.2 Company RFP Website/Electronic Procurement Platform**

3.2.1 The Company has established a website for general information to share with potential Proposers. The RFP website is located at the following link:

[www.hawaiianelectric.com/MauiStage3RFP](http://www.hawaiianelectric.com/MauiStage3RFP)

The Company will provide general notices, updates, schedules and other information on the RFP website throughout the process. Proposers should check the website frequently to stay abreast of any new developments. This website will also contain the link to the Electronic Procurement Platform employed by the Company for the receipt of Proposals.

“Sourcing Intelligence” developed by PowerAdvocate is the Electronic Procurement Platform that the Company has licensed and will utilize for the receipt of Proposals in this RFP. Proposers who do not already have an existing account with PowerAdvocate and who intend to submit a Proposal for this RFP will need to register as a “Supplier” with PowerAdvocate.

3.2.2 There are no license fees, costs, or usage fees to Proposers for the use of the Electronic Procurement Platform.

<sup>27</sup> This date and all subsequent dates in the proposed schedule are offered dates to promote discussion. All subsequent dates are dependent on any further guidance provided by the PUC.

See Appendix D for user information on and screenshots of PowerAdvocate's Sourcing Intelligence procurement platform.

### **3.3 Information Exchange**

A virtual Community Meeting is scheduled to be held on May 24, 2022.

In the Proposed RFP Schedule above, a Technical Conference is proposed for June 15, 2022 to offer a forum for live questions and answers from potential Proposers and other stakeholders on the draft RFP. The proposed RFP schedule in Section 3.1, Table 2 then reflects the consideration of an Order by the PUC to issue the final RFP thereafter.

Prospective Proposers may submit written questions regarding the RFP and their Proposal to the RFP Email Address set forth in Section 1.6. Proposers should include the Independent Observer when submitting questions to the RFP Email Address. The Company will endeavor to address all questions. Questions and responses that might be helpful to other prospective Proposers will be shared via a Q&A section on the RFP website. Prospective Proposers should review the RFP website's Q&A section prior to submission of their Proposal. Duplicate questions will not be answered.

### **3.4 Preparation of Proposals**

- 3.4.1 Each Proposer shall be solely responsible for reviewing the RFP (including all attachments and links) and for thoroughly investigating and informing itself with respect to all matters pertinent to this RFP, the Proposer's Proposal, and the Proposer's anticipated performance under the applicable Stage 3 Contract. It is the Proposer's responsibility to ensure it understands all requirements of the RFP, to seek clarification if the RFP's requirements or Company's request is not clear, and to ask for any confirmation of receipt of submission of information. Under Section 1.7.5, the Proposer is solely responsible for all errors in its Proposal(s). The Company has no obligation to inform the Proposer of any error, and the Company will not accept any explanation by a Proposer that it was incumbent on the Company to catch any error.
- 3.4.2 Proposers shall rely only on official information provided by the Company in this RFP when preparing their Proposal. The Company will rely only on the information included in the Proposals, and additional information solicited by the Company to Proposers in the format requested, to evaluate the Proposals received. Evaluation will be based on the stated information in this RFP and on information submitted by Proposers in response to this RFP. Proposals must clearly state all capabilities, functionality and characteristics of the Project; must clearly detail plans to be performed; must explain applicability of information; and must provide all referenced material if it is to be considered during the Proposal evaluation. Referencing previous RFP submissions or projects for support will not be considered. Proposers should not assume that any previous RFP decisions or preferences will also apply to this RFP.
- 3.4.3 Each Proposer shall be solely responsible for, and shall bear all of its costs incurred in the preparation of its Proposal and/or its participation in this RFP, including, but not limited to, all costs incurred with respect to the following: (1) review of the RFP documents; (2)

information conference participation; (3) third-party consultant consultation; and (4) investigation and research relating to its Proposal and this RFP. The Company will not reimburse any Proposer for any such costs, including the selected Proposer(s).

- 3.4.4 Each Proposal must contain the full name and business address of the Proposer and must be signed by an authorized officer or agent<sup>28</sup> of the Proposer.

### **3.5 Organization of the Proposal**

- 3.5.1 The Proposal must be organized as specified in Appendix B. It is the Proposer's responsibility to ensure the information requested in this RFP is submitted and contained within the defined proposal sections as specified in Appendix B.
- 3.5.2 The Proposer must contact the Company to request any alterations from the proposal format if the Proposer feels the format will not allow the pricing, capabilities, functionality or characteristics of the Project to be captured in the Proposal. The Proposer must provide sufficient time for the Company to respond with guidance as to what alterations will be allowed.

### **3.6 Proposal Limitations**

In submitting a Proposal, Proposers expressly acknowledge and agree that Proposals are submitted subject to the following limitations:

The RFP does not commit or require the Company to award a contract, pay any costs incurred by a Proposer in the preparation of a Proposal, or procure or contract for products or services of any kind whatsoever. The Company reserves the right, in consultation with the Independent Observer, to accept or reject, in whole or in part, any or all Proposals submitted in response to this RFP, to negotiate with any or all Proposers eligible to be selected for award, or to withdraw or modify this RFP in whole or in part at any time.

- The Company reserves the right, in consultation with the Independent Observer, to request additional information from any or all Proposers relating to their Proposals or to request that Proposers clarify the contents of their Proposals. Proposers who are not responsive to such information requests may be eliminated from further consideration upon consultation with the Independent Observer.
- The Company reserves the right, in consultation with the Independent Observer, to solicit additional Proposals from Proposers after reviewing the initial Proposals.

---

<sup>28</sup> Proposer's officer or agent must be authorized to sign the Proposal. Such authorization must be in writing and may be granted via Proposer's organizational documents (i.e., Articles of Incorporation, Articles of Organization, By-laws, etc.), resolution, or similar documentation.

Other than as provided in this RFP, no Proposer will be allowed to alter its Proposal or add new information to a Proposal after the Proposal Due Date.

- All material submitted in response to this RFP will become the sole property of the Company, subject to the terms of the NDA.

Proposers understand and agree that if its Proposal is selected by the Company for the Final Award Group, such selection shall in no way constitute the Company's confirmation that a Proposer's Project will meet the requirements under this RFP, e.g., that the Project's proposed interconnection is feasible and will meet the Company's requirements. The Proposer is ultimately responsible for ensuring that its Project meets the technical requirements specified in this RFP, and if the parties reach agreement on a Stage 3 Contract, the requirements specified in the Stage 3 Contract.

### **3.7 Proposal Compliance and Bases for Disqualification**

Proposers may be deemed non-responsive and/or Proposals may not be considered for reasons including, but not limited to, the following:

- Any unsolicited contact by a Proposer or prospective Proposer with personnel of the Company pertaining to this RFP as described in Section 1.5.5.
- Any illegal or undue attempts by or on behalf of the Proposer or others to influence the Proposal Review process.
- The Proposal does not meet one or more of the Eligibility Requirements specified in Section 4.2.
- The Proposal does not meet one or more of the Threshold Requirements specified in Section 4.3.
- The Proposal is deemed to be unacceptable through a fatal flaws analysis as described in Section 4.4.2.
- The Proposer does not respond to a Company request for additional information to clarify the contents of its Proposal within the timelines specified by the Company.
- The Proposal contains misrepresentations or errors.

### **3.8 Stage 3 Contracts**

- 3.8.1 The Stage 3 Contract for any PV Variable Paired Project selected under this RFP will be in the form of the Company's PV+BESS RDG PPA attached as Appendix J. The Stage 3 Contract for any wind Variable Generation Project or wind Paired Project selected under this RFP will be in the form of the Company's Wind+BESS RDG PPA attached as Appendix K. The Stage 3 Contract for any Firm Project selected under this RFP will be in the form of the Company's Firm PPA attached as Appendix L.



- 3.8.2 The Stage 3 Contract for Standalone Storage Projects selected under this RFP will be in the form of the Company's ESPA, attached as Appendix M.
- 3.8.3 If selected, any Affiliate Proposers will be required to enter into the applicable Stage 3 Contract with the Company.
- 3.8.4 If selected, the Hawaiian Electric Development Team will not be required to enter into a Stage 3 Contract with the Company. However, the Hawaiian Electric Development Team will be held to the proposed modifications to the applicable Stage 3 Contract, if any, it submits as part of the Hawaiian Electric Proposal in accordance with Section 3.8.6. Moreover, the Hawaiian Electric Proposal will be held to the same performance metrics and milestones set forth in the applicable Stage 3 Contract to the same extent as all Proposers, as attested to in the Hawaiian Electric Proposal's Appendix G, Attachment 1, Hawaiian Electric Development Team Certification submittal. If liquidated damages are assessed, they will be paid from shareholder funds and returned to customers through the Purchased Power Adjustment Clause or other appropriate rate adjustment mechanisms.

To retain the benefits of operational flexibility for a Company-owned facility, the Hawaiian Electric Proposal will be permitted to adjust operational requirements and performance metrics with the approval of the PUC. The process for adjustment would be similar to a negotiated amendment to a Stage 3 Contract with PUC approval.

- 3.8.5 In general, under the RDG PPA and ESPA, payment to the Seller consists of a Lump Sum Payment to cover the costs of the Project. For Firm Projects only, in addition to a Capacity Charge payment, the Company will allow developers to also include an additional Energy Charge payment component (\$/MWh) to cover variable operations and maintenance costs that cannot be captured within the Capacity Charge payment component. In return for the payments, the Seller shall guarantee minimum performance and availability metrics to ensure that the Facility is maintained and available for energy, storage (if applicable) and dispatch, as well as provide an indication of the available energy in near real-time for the Company's dispatch. The Company shall not be obligated to accept, nor shall it be required to pay for, test energy generated by the Facility during acceptance testing or other test conditions.
- 3.8.6 The Performance Standards identified in Section 2.1 establish the minimum requirements a Proposal must satisfy to be eligible for consideration in this RFP. A proposed Facility's ability to meet these Performance Standards is both a Threshold Requirement and a non-price evaluation criterion under Sections 4.3 and 4.4.2, respectively. As such, these Performance Standards are non-negotiable by a Hawaiian Electric Proposer or any other Proposer. For firm generation facilities, recognizing some firm technologies operate significantly differently, necessary modifications required for particular technologies will be permitted. Proposers may propose modifications to other sections of the model Stage 3 Contracts (see Section 3.8.8 below) but are encouraged to accept such terms as written in order to expedite the overall RFP process and potential contract negotiations. As a component of their respective Proposals, the Hawaiian Electric Development Team or any other Proposer who elects to propose modifications shall provide a Microsoft Word

red-line version of the relevant document identifying specific proposed modifications to the model Stage 3 Contract language that the Proposer is agreeable to, as well as a detailed explanation and supporting rationale for each modification.

- 3.8.6.1 General comments, drafting notes and footnotes such as “parties to discuss,” and reservation of rights to propose modifications at a later time, are unacceptable and will be considered non-responsive. Proposed modifications to any model Stage 3 Contract will be evaluated as a non-price evaluation criterion as further described in Section 4.4.2. In order to facilitate this process, the Company will make available electronic versions of the model Stage 3 Contracts on the RFP website and through the Electronic Procurement Platform for the RFP. Any proposed modifications to the model Stage 3 Contract will be subject to negotiation between the Company and the Final Award Group and should not be assumed to have been accepted either as a result of being selected to the Final Award Group or based on any previously executed PPA. As stated above, since general comments, drafting notes, and footnotes without accompanying specific proposed language modifications are unacceptable and non-responsive, the Company will not negotiate provisions simply marked by such general comments, drafting notes, and footnotes.
- 3.8.6.2 The Company has an interest in maintaining consistency for certain provisions of the Stage 3 Contracts, such as the calculation of availability and payment terms. Therefore, for such provisions, the Company will endeavor to negotiate similar and consistent language across Stage 3 Contracts for the Final Award Group.
- 3.8.7 Proposals that do not include specific proposed modifications to the attached model Stage 3 Contracts will be deemed to have accepted the model Stage 3 Contract in its entirety.
- 3.8.8 As stated in Section 3.8.6 above, Proposers may propose modifications to sections of the model Stage 3 Contracts. However, certain sections specified below in the various model Stage 3 Contracts are non-negotiable.
- 3.8.8.1 For the RDG PPAs, Performance Standards are non-negotiable. Also, as identified in the Schedule of Defined Terms in the RDG PPAs that contain an energy storage component under “BESS Allocated Portion of the Lump Sum Payment”, the allocated portion of the Lump Sum Payment specified for energy storage for the Facility for determining liquidated damages is 50% and shall be a non-negotiable percentage in the RDG PPA. Further, as stated in Section 3.13.2 below, Proposers shall not propose an amount lower than that set forth in the RDG PPA for Development Period Security and Operating Period Security.
- 3.8.8.2 For the Firm PPA, Performance Standards are non-negotiable, except as recognized in Section 3.8.6 above, and, as stated in Section 3.13.2 below, Proposers shall not propose an amount lower than that set forth in the Firm PPA for Development Period Security and Operating Period Security.

3.8.8.3 For the ESPA, Performance Standards are non-negotiable, and, as stated in Section 3.13.2 below, Proposers shall not propose an amount lower than that set forth in the ESPA for Development Period Security and Operating Period Security.

### 3.9 Pricing Requirements

3.9.1 Proposers must submit pricing for each of their variations associated with each Proposal (if variations as described in Section 1.8.2 and 1.8.3 are submitted). Proposers are responsible for understanding the terms of the applicable Stage 3 Contract. Pricing cannot be specified as contingent upon any other factor (e.g., changes to federal tax policy, assuming that all Investment Tax Credits are received, assuming that the Company will accept any proposed change to the applicable Stage 3 Contract).

3.9.2 Escalation in Lump Sum Payment or Capacity Charge payment pricing over the term of the Stage 3 Contract is prohibited.

3.9.3 Pricing information must only be identified within specified sections of the Proposal as instructed by this RFP's Appendix B (i.e., Proposal pricing information must be contained within defined Proposal sections of the Proposal submission). Pricing information contained anywhere else in a Proposal will not be considered during the evaluation process.

3.9.4 The Proposer's Response Package must include the following prices for each Proposal (and variation):

For IPP or Affiliate proposals:

- [For PV+BESS, Wind+BESS, and Standalone Storage Projects]
  - **Lump Sum Payment (\$/year):** Payment amount for full dispatchability of the Facility. Payment will be made in monthly increments.
  -
- [For Firm Projects]
  - **Capacity Charge payment (\$/kW/Month):** Payment for the capacity available to the Company's System from the Facility.
  - **Energy Charge payment (\$/kWh):** Payment for delivery of net energy sourced from the generation resource, if desired. As stated in Attachment J of the Firm PA, the Energy Charge payment consists of two components: a Fuel Component and a Variable O&M Component. No Energy Charge will be provided for any energy delivery that is sourced originally from the grid (Company's System). The Energy Charge may contain a Variable O&M Component; however, the Variable O&M Component must be guaranteed and not be tied to an index. The Variable O&M Component may include escalations; however, such escalation must be in the form of a guaranteed percentage.
  - **Heat Rate Curve (if applicable):** A guaranteed heat rate curve specified as a three-term second-order polynomial.

For Hawaiian Electric Proposals:

- **Total Project Capital Costs (\$/year):** Total capital costs for the project (identified by year).
- **Annual O&M Costs (\$/year):** Initial year operations and maintenance costs, annual escalation rate.
- **Annual Revenue Requirement (\$/year):** Annual revenue requirements (ARR) calculated for each year.
- [For Hawaiian Electric Firm Project Proposals]
  - **Heat Rate Curve (if applicable):** A guaranteed heat rate curve specified as a three-term second-order polynomial.

See Appendix G for descriptions and detail on the Total Project Capital Costs, Annual O&M Costs, and Annual Revenue Requirement for Hawaiian Electric Proposals.

3.9.5 To allow Proposers to offer the most competitive pricing while offering protection during these times of market volatility, the Company will allow an indexed one-time capped pricing adjustment explained in Section 4.6.3 below.

### **3.10 Project Description**

#### **3.10.1 NEP and Capacity**

3.10.1.1 Proposals utilizing the RDG PPA are required to provide a Net Energy Potential (“NEP”) RFP Projection for the proposed Facility. The NEP RFP Projection represents the estimated annual net energy potential (in MWh) that could be produced by the Facility and delivered to the POI over a 10-year period with a probability of exceedance of 95%. The NEP RFP Projection represents the energy generated by the Facility from the renewable resource and delivered to the POI assuming all energy is directly exported to the POI in the moment it is generated (full dispatch during all production hours) and never in excess of the Net Nameplate Capacity. The NEP RFP Projection should ignore any contributions from the energy storage component of the Facility.<sup>29</sup> The NEP RFP Projection is independent of the actual dispatch of the Facility as dispatch is at the full discretion of the Company. The NEP RFP Projection should be reduced by anticipated maintenance and losses such as System degradation and balance of plant losses. The NEP RFP Projection will be used in the RFP evaluation process and therefore Proposers will be held to their provided value.<sup>30</sup> However, after selection to the Final Award Group and solely at the Company’s discretion and subject to Commission approval, should the Company develop a need for additional generation from the Final Award Group, the Company could allow selected Proposers to increase their NEP.

---

<sup>29</sup> Since only the generation component of the Project generates energy, only its contributions should be counted in the NEP to mitigate the risk of an inflated NEP with both exported energy and storage charged energy.

<sup>30</sup> If a Proposal is selected to the Final Award Group and a RDG PPA is executed between the Company and the Proposer, the NEP RFP Projection will be further evaluated at several steps throughout the process as set forth in the RDG PPA, and adjustments to the Lump Sum Payment will be made accordingly. Additionally, because the Company will rely on an accurate representation of the NEP RFP Projection in the RFP evaluation, a one-time liquidated damage as described in the RDG PPA will be assessed if the First NEP benchmark is less than the Proposer’s NEP RFP Projection. After the Facility has achieved commercial operations, the performance of the Facility will be assessed on a continuing basis against key metrics identified in the RDG PPA. See Article 2 and Attachment U of the RDG PPA.

- 3.10.1.2 Proposals utilizing the Firm PPA are required to provide their Contract Firm Capacity which is the amount of MW of net dependable active power anticipated to be made available to Company from the Facility at the Metering Point subject to Company Dispatch upon Commercial Operations. Along with the Contract Firm Capacity, Proposers utilizing the Firm PPA should provide an anticipated maintenance schedule and level of reductions expected to the Contract Firm Capacity during maintenance. Proposals must also agree to meet the warranties and guarantees of performance outlined in Section 3.2(B) of the Firm PPA, including but not limited to the guaranteed equivalent availability factor (“EAF”) of ninety percent (90%), the equivalent forced outage rate (“EFOR”) of four percent (4%), and no more than three (3) disconnection events per contract. Further, any minimum loads or minimum up-times driven by the technical and operational capabilities of the Facility should also be provided in the Proposal.
- 3.10.1.3 Proposals utilizing the ESPA are required to provide their BESS Contract Capacity (MW/MWh) which is the anticipated maximum net instantaneous active power and maximum energy storage capability MWh stored that represents a 100% State of Charge for export to the POI upon Commercial Operations. Proposals must also specify their Allowed Losses (kWh/24-hour period) which will be utilized for purposes of establishing the limit in Section 2.13 of the ESPA.
- 3.10.2 Paired Project and Standalone Storage Project Proposals are required to provide a single value Round Trip Efficiency (“RTE”), measured at the POI, that the Facility’s BESS component is required to maintain throughout the term of the RDG PPA or ESPA. This RTE value will be used in the RFP evaluation process and, therefore, Proposers will be held to this provided value as it will become the RTE Performance Metric in Section 2.11 of the RDG PPA or ESPA. Review the applicable Stage 3 Contract for potential liquidated damages assessed against Seller if the BESS does not maintain the required RTE. The RTE is further specified in Appendix B, Section 2.2.4.
- 3.10.3 Each Proposer must also agree to provide Project financial information, including proposed Project finance structure information and a pro forma cashflow in the form specified in Appendix B. Such information will be used to evaluate Threshold Requirements and non-price criteria (e.g., Financial Compliance, Financial Strength and Financing Plan, State of Project Development and Schedule) set forth in Sections 4.3 and 4.4.2. Upon selection, the Final Award Group may be requested to provide further detailed cost information if requested by the PUC or the Consumer Advocate as part of the Stage 3 Contract approval process. If requested, such information would be provided to the PUC, Consumer Advocate, and Company pursuant to a protective order in the docket.
- 3.10.4 The Proposer agrees that no material changes or additions to the Facility from what is submitted in its Proposal will be made without the Proposer first having obtained prior written consent from the Company. Evaluation of all Proposals in this RFP is based on the information submitted in each Proposal at the Proposal Due Date. If any Proposer requests any Proposal information to be changed after that date, the Company, in consultation with the Independent Observer, and in consideration of whether the evaluation is affected, will determine whether the change is permitted.

### **3.11 Sites Identified through the Land RFI**

- 3.11.1 As an alternative to a Site identified by the Proposer, the Company has identified potential sites where landowners have expressed a willingness to negotiate a lease or purchase of the land to support a renewable energy project. These sites were identified through a Land Request for Information (“Land RFI”) issued on June 15, 2020. Proposers will be responsible for working directly with the landowner and must secure Site Control with such landowner prior to submitting a Proposal. The information that has been gathered through this RFI is available upon request by following the instructions at <http://hawaiianelectric.com/landrfi>. Land RFI information is available to interested parties who sign the NDA.

This information is being provided for proposers’ consideration only. Project proposals submitted in response to this RFP are not required to be sited at a location identified through the Land RFI. The Hawaiian Electric Companies also make no representations as to the suitability of the listed sites for renewable energy production with regard to resource quality, interconnection constraints, zoning and permitting issues, community support, or other issues. Proposers should perform their own evaluation of these factors in determining whether a site is suitable for renewable energy project development. After further evaluation, proposers that are interested in any of the identified sites are invited to engage in further discussions directly with landowners to negotiate any required rights to use the property. A Proposer may ask the Company questions as set forth in Section 2.2.1 if it seeks interconnection information at a specific proposed Site.

### **3.12 Confidentiality**

- 3.12.1 Each prospective Proposer must submit an executed NDA in the form attached as Appendix E by the respective Proposal Due Date specified in the RFP Schedule in Section 3.1, Table 2. The form of the NDA is not negotiable. Information designated as confidential by the Company will be provided on a limited basis, and only those prospective Proposers who have submitted an executed NDA will be considered. NDAs that were fully executed for prior non-Stage 3 RFPs will not be accepted. Proposers must clearly identify all confidential information in their Proposals. However, Proposers should designate as confidential only those portions of their Proposals that genuinely warrant confidential treatment. The Company discourages the practice of marking every page of a Proposal as confidential. The Company will make reasonable efforts to protect any such information that is clearly marked as confidential. Consistent with the terms of the NDA, the Company reserves the right to share any information, even if marked confidential, to its agents, contractors, or the Independent Observer for the purpose of evaluating the Proposal and facilitating potential contract negotiations.
- 3.12.2 Proposers, in submitting any Proposal(s) to Company in response to this RFP, certify that such Proposer has not shared its Proposal(s), or any part thereof, with any other Proposer of a Proposal(s) responsive to this RFP.
- 3.12.3 The Company will request that the PUC issue a protective order to protect confidential information provided by Proposers to the Company and to be filed in a proceeding before

the PUC. A copy of the protective order, once issued by the PUC, will be provided to Proposers. Proposers should be aware that the Company may be required to share certain confidential information contained in Proposals with the PUC, the State of Hawai‘i Department of Commerce and Consumer Affairs, Division of Consumer Advocacy, and the parties to any docket instituted by the PUC, provided that recipients of confidential information have first agreed in writing to abide by the terms of the protective order. Notwithstanding the foregoing, no Proposer will be provided with Proposals from any other Proposer, nor will Proposers be provided with any other information contained in such Proposals or provided by or with respect to any other Proposer.

### **3.13 Credit Requirements**

- 3.13.1 Proposers with whom the Company enters into an RDG PPA, Firm PPA or ESPA must post Development Period Security and Operating Period Security in the form of an irrevocable standby letter of credit from a bank chartered in the United States as required and set forth in Article 14 of the RDG PPA or ESPA, or Article 7 of the Firm PPA. Cash, a parent guaranty, or other forms of security will not be accepted in lieu of the irrevocable standby letter of credit.
- 3.13.2 The Development Period Security and Operating Period Security identified in the RDG PPA, Firm PPA or the ESPA are minimum requirements. Proposers shall not propose an amount lower than that set forth in the RDG PPA, Firm PPA or the ESPA.
- 3.13.3 Each Proposer shall be required to provide a satisfactory irrevocable standby letter of credit in favor of the Company from a bank chartered in the United States to guarantee Proposer’s payment of interconnection costs for all Company-Owned Interconnection Facilities in excess of the Total Estimated Interconnection Costs and/or all relocations costs in excess of Total Estimated Relocation Costs that are payable to Company as required and set forth in Attachment G to the RDG PPA, Firm PPA or the ESPA.
- 3.13.4 Proposers may be required to provide an irrevocable standby letter of credit in favor of the Company from a bank chartered in the United States in lieu of the required Source Code Escrow in an amount and as required and set forth in Attachment B to the RDG PPA or the ESPA. Source code escrow is not required for synchronous generators.

## **Chapter 4: Evaluation Process and Evaluation Criteria**

### **4.1 Proposal Evaluation and Selection Process**

The Company will employ a multi-step evaluation process. Once the Proposals are received, the Proposals will be subject to a consistent and defined review, evaluation, and selection process. This Chapter provides a description of each step of the process, along with the requirements of Proposers at each step. Figure 1 sets forth the flowchart for the proposal evaluation and selection process.

Upon receipt of the Proposals, the Company will review each Proposal submission to determine if it meets the Eligibility Requirements and the Threshold Requirements. The

Company, in coordination with the Independent Observer will determine if a Proposer is allowed to cure any aspect of its Proposal or whether the Proposal would be eliminated based on failure to meet either Eligibility or Threshold Requirements.<sup>31</sup> If a Proposer is provided the opportunity to cure any aspect of its Proposal, the Proposer shall be given three (3) business days to cure from the date of notification to cure.<sup>32</sup> Proposals that have successfully met the Eligibility and Threshold Requirements will then enter a two-phase process for Proposal evaluation, which includes the Initial Evaluation resulting in the development of a Priority List, followed by the opportunity for Priority List Proposals to provide Best and Final Offers, and then a Detailed Evaluation process to arrive at a Final Award Group.

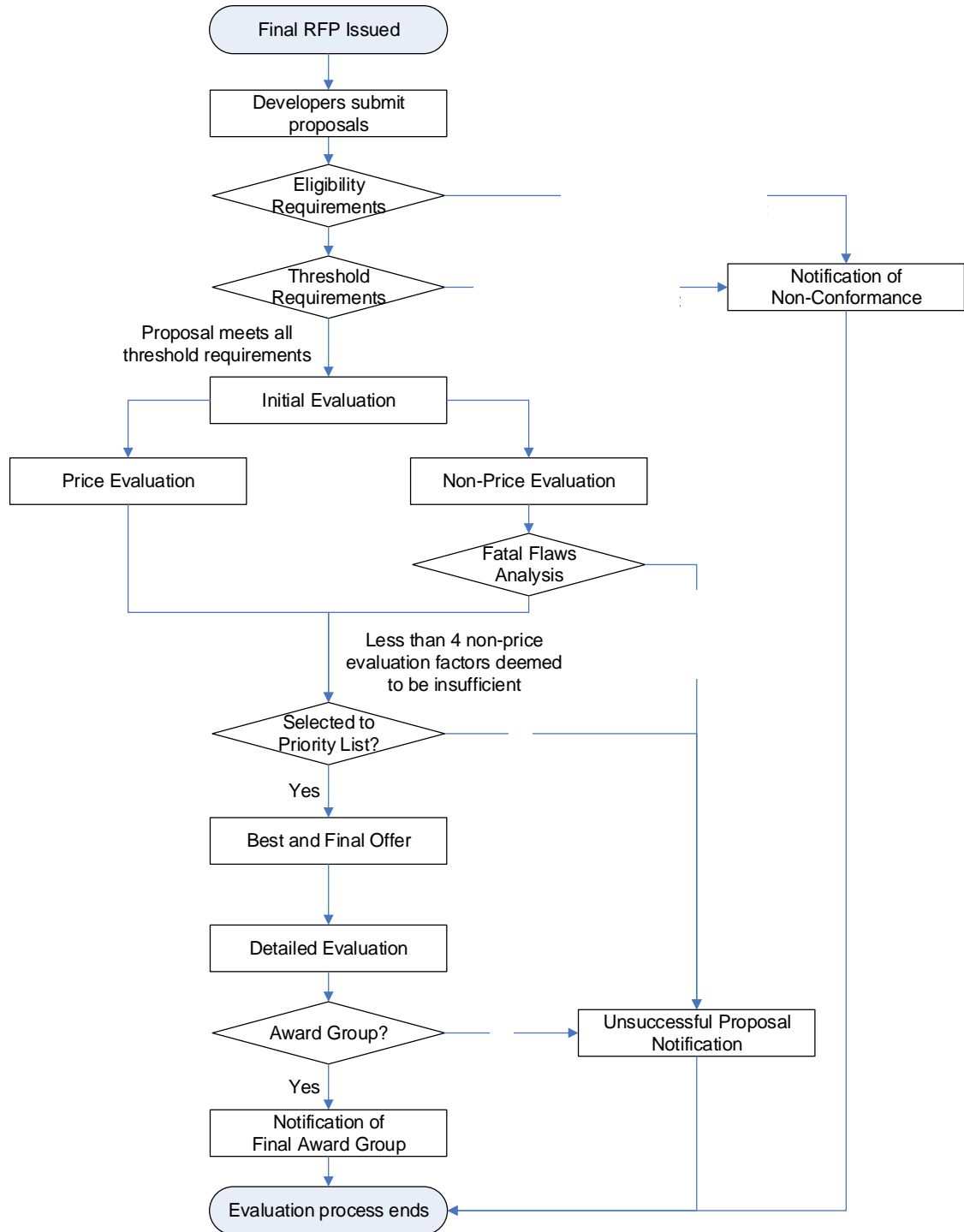
---

<sup>31</sup> As a general rule, if a Proposer does not include a requested document, inadvertently excludes minor information or provides inconsistencies in its information, it may be given a chance to cure such deficiency. If a Proposer fails to provide material required information in its Proposal and providing the Proposer an opportunity to cure is deemed by the Company, in consultation with the Independent Observer, as an unfair advantage to such Proposer, the Proposal could be classified as non-conforming and eliminated for failure to meet the Eligibility Requirements.

<sup>32</sup> The three (3) business day period will apply to the initial opportunity to cure. The Company, at its discretion, and in consultation with the Independent Observer, may allow for additional cure periods, if any, for subsequent inquiries.



**Figure 1 – Evaluation Workflow**



## 4.2 Eligibility Requirements Assessment

Upon receipt of the Proposals, each Proposal will be reviewed to ensure that it meets the following Eligibility Requirements.

1. The Proposer is not eligible to participate in this RFP if the Proposer, its parent company, or an affiliate of the Proposer has:
  - a. defaulted on a current contract with the Company, unless such default was cured by the contracting Proposer, parent company, or affiliate in an expeditious manner to the satisfaction of the Company, or
  - b. had a contract terminated by the Company, which was not reinstated or otherwise superseded by a subsequent contract, or
  - c. any pending litigation in which the Proposer, parent company, or affiliate has made claims against the Company, which is not subject of a settlement agreement that is currently in effect.
2. The Proposal including required uploaded files must be received on time via the Electronic Procurement Platform.
3. The Proposal Fee must be received on or before the Proposal Due Date.<sup>33</sup>
4. The Proposal must not contain material omissions.
5. The Proposal must be signed and certified by an officer or other authorized person of the Proposer.
6. The Proposer must fully execute the NDA and any other document required pursuant to this RFP.
7. The Proposer must provide a Certificate of Vendor Compliance from the Hawai‘i Compliance Express with their Proposal that is current (dated and issued no earlier than 60 days of the date of Proposal submission). A Certificate of Good Standing from the State of Hawai‘i Department of Commerce and Consumer Affairs and also a federal and Hawai‘i state tax clearance certificates for the Proposer may be substituted for the Certificate of Vendor Compliance.
8. The Proposal must not be contingent upon changes to existing county, state, or federal laws or regulations.
9. The proposed Project must be located on Maui and interconnect to the Maui Electric System as identified in Section 2.2.1.
10. The proposed Project must be greater than 2.5 MW.
11. The proposed Project must interconnect at the 69 kV level or existing Company substation offered in this RFP.
12. No single point of failure from the Facility shall result in a decrease of active power output measured at the Project’s POI greater than 20 MW.
13. The proposed Project infrastructure and POI must be located outside the 3.2 feet sea level rise exposure area (SLR-XA) as described in the Hawai‘i Sea Level Rise Vulnerability and Adaptation Report (2017), not located within a Tsunami Evacuation Zone, and not located within the Hawaii Department of Land and Natural Resources flood map’s flood zones A, AE, AEF, AH, AO, VE.
14. Proposals must specify a GCOD that has been carefully considered and that is no later than December 1, 2027. However, if a renewable firm Proposal cannot

---

<sup>33</sup> Proposal Fees will not be required for Hawaiian Electric Proposals.

achieve this GCOD, a Proposal stating its earliest achievable commercial operations date will be acceptable and pass this Eligibility Requirement criteria.

15. Proposers must confirm the available MW capacity at the POI and/or available substation accommodation with the Company for the interconnection of their proposed Project.
16. Proposers shall agree to post Development Period Security and Operating Period Security as described in Section 3.13.

### 4.3 Threshold Requirement Assessment

Proposals that meet all the Eligibility Requirements will then be evaluated to determine compliance with the Threshold Requirements, which have been designed to screen out Proposals that are insufficiently developed, lack demonstrated technology, or will impose unacceptable execution risk for the Company.

Proposals must provide explanations and contain supporting information demonstrating how and why the Project proposed meets each of the Threshold Requirements. Proposals that fail to provide this information or meet a Threshold Requirement will be eliminated from further consideration upon concurrence with the Independent Observer.

The Threshold Requirements for this RFP are the following:

1. **Site Control:** The Proposal must demonstrate that the Proposer has Site Control for all real property required for the successful implementation of a specific Proposal at a Site not controlled by the Company, including any Interconnection Facilities, with the exception of right-of-way or easements for the interconnection route, for which the Proposer is responsible. The need for a firm commitment is necessary to ensure that Proposals are indeed realistic and can be relied upon as the Company moves through the remainder of the RFP process.

Site Control will be judged by how well the documentation demonstrates the Proposal meeting this Site Control requirement. Proposers must do one of the following:

- Provide documentation confirming (1) that the Proposer has an existing legally enforceable right to use and control the Site, either in fee simple or under leasehold for a term at least equal to the term of the Stage 3 Contract (“Site Control”) as specified in the Proposer’s Proposal (taking into account the timelines set forth in this RFP for selection, negotiation, and execution of a Stage 3 Contract and PUC approval as applicable), and (2) the applicable zoning for the Site and that such zoning does not prohibit the development of the Site consistent with the Proposal; or
- Provide documentation confirming, at a minimum, (1) that the Proposer has an executed binding letter of intent, memorandum of understanding, option agreement, or similar document with the land owner (a “binding commitment”) which sets forth the general terms of a transaction that would grant the Proposer the required Site Control, and (2) the applicable zoning for

the Site and that such zoning does not prohibit the development of the Site consistent with the Proposal. The binding commitment does not need to be exclusive to the Proposer at the time the Proposal is submitted and may be contingent upon selection of the Proposal to the Final Award Group. If multiple Projects are provided a binding commitment for the same Site, the documents granting the binding commitments must not prevent the Company from choosing the Proposal that otherwise would have been selected.

- **Government/Public Lands Only:** The above two bullet points may not be feasible where government or publicly-owned lands are part of the Site or are required for the successful implementation of the Proposal. In such a case, at a minimum the Proposer must provide a credible and viable plan, including evidence of any steps taken to date, to secure all necessary Site Control for the Proposal, including but not limited to evidence of sufficient progress toward approval by the government agency or other body vested with the authority to grant such approval (as demonstrated by records of the agency). The Proposer will still be required, however, to demonstrate Site Control as required in the Stage 3 Contract should the Proposal be selected to the Final Award Group.

While land rights for the interconnection route are not required at the time of submission of the Proposal, (1) the Proposal must thoroughly describe the interconnection route as set forth in Attachment B, Section 2.5.5, and (2) if the Proposal is selected to the Final Award Group, and if the Proposer and Company are able to reach agreement on a Stage 3 Contract, it will be the Proposer's sole responsibility to obtain all required land rights within the timeframes set forth in the Stage 3 Contract. The Proposer must also provide a credible and viable plan for obtaining such rights-of-way or easement(s), including the proposed timeline, the identification of all steps necessary to obtain such right-of-way or easement(s), and evidence of any steps taken to date. In addition, developmental requirements and restrictions such as zoning of the Site and the status of easements must be identified and will be considered in determining whether the Proposal meets the Site Control threshold.

2. **Performance Standards:** The proposed Facility must be able to meet the performance attributes identified in this RFP and the Performance Standards identified in Section 2.1 of this RFP. Proposals shall include sufficient documentation to support the stated claim that the Facility will be able to meet the Performance Standards. The Proposal shall include information required to make such a determination in an organized manner to ensure this evaluation can be completed within the evaluation review period.
3. **Proven Technology:** This criterion is intended as a check to ensure that the technology proposed is viable and can reasonably be relied upon to meet the objectives of this RFP. The Company will only consider Proposals utilizing technologies that have successfully reached commercial operations in commercial applications (i.e., a power purchase agreement) at the scale being proposed.

Proposals should include any supporting information for the Company to assess the commercial and financial maturity of the technology being proposed.

4. **Experience of the Proposer:** The Proposer, its affiliated companies, partners, and/or contractors and consultants on the Proposer's Project team must have experience in financing, designing, constructing, interconnecting, owning, operating, and maintaining at least one (1) electricity generation project, including all components of the project (i.e., storage or other attributes), similar in size, scope, technology, and structure to the Project being proposed by Proposer. The Company will consider a Proposer to have reasonably met this Threshold Requirement if the Proposer can provide sufficient information in its Proposal's RFP Appendix B Section 2.13 tables demonstrating that at least one member of the Proposer's team (identified in the Proposal) has specific experience in each of the following categories: financing, designing, constructing, interconnecting, owning, operating, and maintaining projects similar in size and scope to the Project being proposed.
5. **Financial Compliance:** The proposed Project must not cause the Company to be subject to consolidation, as set forth in Financial Accounting Standards Board ("FASB") Accounting Standards Codification Topic 810, Consolidation ("ASC 810"), as issued and amended from time to time by FASB. Proposers are required to state to the best of their knowledge, with supporting information to allow the Company to verify such conclusion, that the Proposal will not result in the Seller under the Stage 3 Contract being a Variable Interest Entity and result in the Company being the primary beneficiary of the Seller that would trigger consolidation of the Seller's finances on to the Company's financial statements under FASB ASC 810. The Company will perform a preliminary consolidation assessment based on the Proposals received. The Company reserves the right to allow a Proposal to proceed through the evaluation process through selection of the Priority List and work with the Proposer on this issue prior to or during contract negotiations.
6. **Community Outreach:** Gaining community support is an important part of a Project's viability and success. A comprehensive community outreach and communications plan ("Community Outreach Plan") is an essential roadmap that guides a developer as they work with various communities and stakeholders to gain their support for a Project. Proposers must include a Community Outreach Plan that describes the Proposer's commitment to work with the neighboring community and stakeholders and to provide them timely Project information during all phases of the Project. The Community Outreach Plan shall include, but not be limited to, the following information: Project description, community scoping (including stakeholders and community concerns), Project benefits, government approvals, development process (including Project schedule), plan for reporting construction schedules and activities which include resulting impacts (e.g., traffic, noise, and dust) and mitigation plans beginning at least one month prior to the start of scheduled work, and a comprehensive communications plan which factors in monthly Project status updates and includes a timeline. The Company will

carefully review the Community Outreach Plans to ensure that outreach to area residents, elected officials and known community leaders and organizations is documented and that the plan is tailored by community and includes the outreach schedule, communication plans and required project information that will be shared in each engagement.

7. **Cultural Resource Impacts:** Proposers need to be mindful of the Project’s potential impacts to historical and cultural resources. Proposers must identify: (1) valued cultural, historical, or natural resources in the area in question, including the extent to which traditional and customary native Hawaiian rights are exercised in the area; (2) the extent to which those resources – including traditional and customary native Hawaiian rights – will be affected or impaired by the proposed action; and (3) the feasible action, if any, to be taken to reasonably protect any identified cultural, historical, or natural resources in the area in question, and the reasonable protection of traditional and customary native Hawaiian rights in the affected area. Proposers must also have already contracted with a consultant with expertise in this field to begin a cultural assessment for the Project.

Also, at a minimum, Proposers must conduct and provide an Archaeological Literature Review of existing cultural documentation filed with the State Historic Preservation Division and a Field Inspection Report which identifies any known archaeological and/or historical sites within the project area. If sites are found, Proposers must provide a plan for mitigation from an archaeologist licensed in the State of Hawaii. An Archaeological Literature Review and Field Inspection Report should ideally be submitted at the appropriate Proposal Due Date in Table 2. However, if it is not submitted with the Proposal, these must be submitted three weeks before the Selection of Priority List date in Section 3.1, Table 2.

8. **Available MW Capacity:** This criterion is intended as a check to ensure that the proposed Project’s Net Nameplate Capacity is within the available MW Capacity of the 69 kV transmission-level line or substation identified for interconnection.<sup>34</sup>
9. **Technical Model:** Developing an accurate and functional facility technical model is imperative to commencing the Interconnection Requirement Study phase of the process. This criterion is to check whether Proposers have provided the required models per Appendix B, Attachment 4, as well as documentation that Proposers have tested their models under all scenarios prescribed in Appendix B, Attachment 3.

#### 4.4 Initial Evaluation – Price and Non-Price Analysis

Proposals that meet both the Eligibility and Threshold Requirements are Eligible Proposals which will then be subject to a price and non-price assessment. The Company

---

<sup>34</sup> The Available MW Capacity is verified under the assumption there is only one project interconnecting to the line. Interactions among proposed projects in close proximity with each other will be analyzed when the Company performs load flow analyses as described in Section 4.7 below.

will establish two teams to undertake the Proposal evaluation process: a Price Evaluation Team and Non-Price Evaluation Team. The results of the price and non-price analysis will be a relative ranking and scoring of all Eligible Proposals. Price-related criteria will account for sixty percent (60%) of the total score and non-price-related criteria will account for forty percent (40%) of the total score. The non-price criteria and methodology for applying the criteria are explained in Section 4.4.2.

The Company will employ a closed-bidding process for this solicitation in accordance with Part IV.H.3 of the Framework where the price and non-price evaluation models to be used will not be provided to Proposers. However, the Company will provide the Independent Observer with all necessary information to allow the Independent Observer to understand the evaluation models and to enable the Independent Observer to observe the entire analysis to ensure a fair process.

#### 4.4.1 Initial Evaluation of the Price Related Criteria

For the initial price analysis, the Company will complete a levelized price calculation (“LP” in \$/MWh or \$/MW) for each Project based on the contracted energy output (e.g., NEP) and/or capacity (e.g., MW, Contract Firm Capacity) using the fixed and variable pricing (as applicable per Stage 3 Contract type).

In order to fairly evaluate Proposals with different technologies and characteristics, the Company will group Proposals into technology-based evaluation categories, dependent on the types and quantities of Proposals received in this RFP. For example<sup>35</sup>: (1) Wind generation (MWh) only; (2) Wind generation (MWh) and Energy storage; (3) Solar generation (MWh) and Energy storage; (4) Standalone Energy Storage (MW/MWh); (5) Firm synchronous generation (MW).

The Eligible Proposal with the lowest LP in each evaluation category will receive 600 points. All other Eligible Proposals in that evaluation category will receive points based on a proportionate reduction using the percentage by which the Eligible Proposal’s LP exceeds the lowest LP in that evaluation category. For example, if a Proposal’s LP is ten percent (10%) higher than the lowest LP in that evaluation category, the Proposal will be awarded 540 points (that is, 600 points less 10%). The result of this assessment will be a ranking and scoring of each Proposal within each evaluation category.

In instances where Proposers offer a Proposal variation for the same resource type in the same electrical location (i.e., POI), only the highest scoring variation for that location and technology type will be considered for the Priority List.

#### 4.4.2 Initial Evaluation of the Non-Price Related Criteria

For the non-price analysis, each Proposal will be evaluated on each of the eleven (11) non-price criteria categories set forth below:

---

<sup>35</sup> There may be other technologies that are offered in this RFP. This list is illustrative of how technology-based evaluation categories will be established for the Initial Evaluation. The categorizing of Proposals will depend on the types and quantities of Proposals received in this RFP.

1. Community Outreach
2. State of Project Development and Schedule
3. Performance Standards
4. Environmental Compliance and Permitting Plan
5. Experience and Qualifications
6. Financial Strength and Financing Plan
7. Proposed Contract Modifications
8. Carbon Emissions
9. Cultural Resource Impacts
10. Technical Model
11. Land Use and Impervious Cover

Each of the first three criteria – Community Outreach, State of Project Development and Schedule, Performance Standards – will be weighted twice as heavily as the others to reflect the impact these categories have on projects achieving a successful completion. The non-price criteria are generally scored on a scale of 1 (poor) to 5 (highly preferable). A score of 3 means that a Proposal meets the minimum standard for that criterion.

A new overall Previous Performance scoring criterion will be employed in this RFP. Based on any underperformance experienced within the past five (5) years from any Proposer, its parent company, or an affiliate of such Proposer, the Company will deduct points from the Proposer's total non-price score based on the infraction.<sup>36</sup> If a Proposer has not been awarded a project by the Company or does not have an existing or past contract with the Company within the past five years, no points will be deducted.

The Company will evaluate Proposers (which for purposes of the Previous Performance criteria, includes the Proposer, its parent company, or any affiliate) for any past underperforming infractions listed below. For each infraction experienced on any of the Proposer's existing or past projects, points will be deducted from the Proposer's total non-price score in this RFP, up to a maximum of ten (-10) total points. Any infraction caused by force majeure will not be counted into the deductions.

1. Proposer declined a Priority List or Final Award Group invitation. [-1 point deduction]
2. Proposer terminated or withdrew from an awarded contract. [-2 point deduction]
3. Proposer missed the Guaranteed Commercial Operations Date under an existing or past PPA. [-1 point deduction for missing GCOD by more than 10 days up to 3 months, -2 point deduction for missing GCOD more than 3 months up to 6 months, and -3 point deduction for missing GCOD by more than 6 months.]
4. Proposer missed one or more PPA Milestones or Seller's Conditions Precedents, other than GCOD, by more than 10 days. [-2 point deduction]
5. Proposer paid LDs during the development phase of the project. [-1 point deduction]

---

<sup>36</sup> Unlike the 11 non-price criteria above that generally score each project on a scale of 1 to 5, the Previous Performance scoring criterion will deduct points from the total non-price score. The total deductions could range from 0 to -10.



6. Proposer breached its representations and warranties under the PPA. [-1 point deduction]
7. Proposer failed to remedy one or more violations of the Company's performance standards during operations within 6 months. [-1 point deduction]
8. During the operating term of the PPA, Proposer paid LDs or failed to meet one or more performance metrics, warranties or guarantees (NEP, EAF, EFOR, MPR, Unit Trips, etc.) for more than one reporting period. [-1 point deduction]

The resulting non-price score will be the sum of the scores for each of the individual non-price criteria minus any points deducted for underperformance infractions based on this new Previous Performance scoring criterion. The Company will then award non-price evaluation points in accordance with the relative ranking of scores within each evaluation category. The Proposal in each evaluation category with the highest total non-price score will receive 400 points, and all other Proposals will receive points equal to the Proposal's score divided by the top score, multiplied by 400.

During the non-price criteria evaluation, a fatal flaws analysis will also be conducted such that any Proposal that is deemed not to meet the minimum standards level for four (4) or more non-price criteria will be disqualified given that the Proposal has failed to meet the required number of non-price factors that are indicative as to the general feasibility and operational viability of a proposed Project.

The Company's evaluation of the non-price criteria will be based on the materials provided by a Proposer in its Proposal. Acceptance of any Proposal into the Final Award Group shall not be assumed or construed to be an endorsement or approval that the materials provided by Proposer are complete, accurate or in compliance with applicable law. The Company assumes no obligation to correct, confirm, or further research any of the materials submitted by Proposers. Proposers retain sole responsibility to ensure their Proposals are accurate and in compliance with all laws.

The non-price criteria are:

1. **Community Outreach** – Gaining community support is an important part of a Project's viability and success. An effective Community Outreach Plan will call for early meaningful communications with stakeholders – that include area residents, elected officials and community leaders, and will reflect a deep understanding and respect for the community's desire for information and provide opportunities that enable them to make informed decisions about future projects in their communities. Therefore, Proposals will be evaluated on the quality of the Community Outreach Plan to inform the Project's impacted communities.

Proposals should include a Community Outreach Plan that describes the Proposer's commitment to work with the neighboring community and stakeholders and to provide timely Project information during Project development, construction and operation. The more robust and customized the stakeholder list, meeting frequency, and commitments are defined in the plan, the higher the rating the Proposer will receive as part of the scoring and evaluation

process. The Community Outreach Plan shall include, but not be limited to the following:

- 1) Project description. A thorough description including a map of the location of the Project. This information will help the community understand the impact that the Project may have on the community.
- 2) Community scoping. Identify stakeholders (individuals, community leaders, organizations), community issues and concerns, and community sentiment.
- 3) Project benefits. An explanation of the need for the Project. This will help the community to understand how the Project might benefit their community.
- 4) Government approvals. Required government permits and approvals, public hearings and other opportunities for public comment. This information will help the community to understand the level of public scrutiny and participation that might occur for the Project and the opportunities to provide public comments.
- 5) Development process. A Project schedule that identifies key milestones will facilitate the community's understanding of the development process.
- 6) Community benefits package. Details on the amount of funds that the Proposer will commit on an annual basis to providing as community benefits and other community benefits in addition to funding that the proposer intends to provide. At a minimum, Proposers should commit to setting aside at least \$3,000 per MW, up to \$200,000 per year, for community benefits. These shall be donated to actions and/or programs aimed at addressing specific needs identified by the host community, or to a 501(c)(3) not-for-profit community-based organization(s) to directly address host community-identified needs.<sup>37</sup> A documented community benefits package highlighting the distribution of funds must be developed by Proposers for the Company's review. This document will be made public on each Proposer's website and must demonstrate how funds will directly address needs in the host community to benefit community members. The community benefits package must include documentation of each Proposer's community consultation and input collection process to define host community needs, along with actions and programs aimed at addressing those needs. Preference will be given to Proposers that commit to setting aside a larger amount or commit to providing other benefits (including but not limited to creating local jobs, payment of prevailing wages, or improving community infrastructure). The Proposer may choose to identify and select an eligible non-profit organization to serve as the administrator for the duration of the contract term responsible for ensuring the project's community benefit is appropriately disbursed.

---

<sup>37</sup> This requirement is still under development and the Company is seeking feedback from stakeholders in order to further refine the requirement. This requirement will require each selected project to commit a certain dollar amount per year to a to be designated by Hawaiian Electric non-profit. Communities in the same census tract or any adjoining census tract would be able to then apply to such non-profit for community grants using such funds. The non-profit will be responsible for awarding such grants.

Should a Proposer need an example of the use of a community benefit funding host, the Company will provide such example(s) upon request.

- 7) Communications Plan. A communications plan including a detailed community outreach schedule that will keep the affected communities and stakeholders informed about the Project's outreach efforts during early Project development period through construction and operations, including monthly Project status updates.

Preference will be given to Proposers who have already identified established contacts to work with the local community, have used community input to incorporate changes to the final design of the Project and mitigate community concerns, have proposed a community benefits package (including details of the community recipients and benefits package), or have community consultants as part of the Project team doing business in Hawai'i that have successfully worked with communities in Hawai'i on the development of two or more energy projects or projects with similar community issues. These criteria are aligned with the Company's community engagement expectation whereby all developers will be required to engage in community outreach prior to signing a Stage 3 Contract with the Company. This process is also outlined in RFP Section 5.3. Further information and instructions regarding expectations for the Community Outreach Plan are included as Attachment 5 and 6 to Appendix B.

Preference would also be given to a Proposer's commitment that eighty percent (80%) of non-supervisory construction and operations workers' hours associated with project construction or repowering of a project will be paid at prevailing wage equivalent indicated under HRS Chapter 104 during all periods of construction; and the preference to hire qualified construction and operations/maintenance workers from Maui County, and the State of Hawai'i, in that order, before hiring non-resident laborers.

2. **State of Project Development and Schedule** – Projects that are further along in development generally have lower project execution risk and a greater probability of being able to be successfully placed into service prior to the GCOD (specifically identified in each Proposal). At a minimum, Projects should demonstrate how they plan to reach their GCOD specified, including identification of risks and schedule assumptions, and capture any ITC safe harbor, if applicable. (Schedules must identify the IRS completion date and PUC approval dates assumed.) Proposals should also demonstrate, via a detailed critical path schedule, that there is a high likelihood that the Project will be able to reach commercial operations as specified. Proposals shall include a Gantt chart that clearly illustrates the overall schedule and demonstrates achievement of any ITC safe harbor, if applicable, and commercial operations by their specified GCOD. The Gantt chart shall include task durations and dependencies, identify tasks that will be fast tracked, and identifies slack time and contingencies. This criterion will also look at the high-level Project costs set forth in the required pro forma cashflow form submitted with all Proposals for the reasonableness of such

costs and the assumptions used for such costs. The Company will specifically look to see if the Proposer has included all of the costs from Appendix H applicable to the project type for Company Owned Interconnection Facilities. An example of what the Company is looking for is identified in Appendix H – Attachment 1. Project costs that do not appear reasonable for a project of the size proposed may result in a lower ranking for this criterion if the Company reasonably determines that the cost information is unrealistic based on prior experience in the market which may result in a risk that the Project can be built on time and for the price proposed by the Proposer. The Company reserves the right to discuss any cost and financial information with a Proposer to ensure the information provided is accurate and correct.

3. **Performance Standards** – The proposed Facility must be able to meet the performance attributes identified in this RFP (Section 2.1) and the Performance Standards identified in the applicable Stage 3 Contract. The Company will review the Proposal information received, including design documents and operating procedures materials provided in the Proposal, and evaluate whether the Project as designed is able to meet the Performance Standards identified in the applicable Stage 3 Contract and in this RFP. At a minimum, in addition to meeting the Performance Standards, the Proposal should include sufficient documentation, provided in an organized manner, to support the stated claim that the Facility will be able to meet the Performance Standards. The Proposal should include information required to make such a determination in an organized manner to ensure this evaluation can be completed on a timely basis. Preference will be given to Proposals that provide detailed technical and design information showing how each standard can be met by the proposed Facility. Preference will also be provided on facilities that offer additional capabilities over and above the required performance attributes.
4. **Environmental Compliance and Permitting Plan** – This criterion relates to the potential (short- and long-term) environmental impacts associated with each Project, the quality of the plan offered by the Proposer to mitigate and manage any environmental impacts (including any pre-existing environmental conditions), and the plan of Proposers to remain in environmental compliance over the term of the contract. These impacts are reflected on a technology-specific basis. Completing any necessary environmental review and obtaining required permitting in a timely manner is also important and Proposals will be evaluated on their plan to identify, apply for, and secure required permits for the Project, any permitting activity that has been completed to date, including having initial discussions with the applicable regulating agencies such as U.S. Fish and Wildlife and the State of Hawai‘i Department of Land and Natural Resources’ Division of Forestry and Wildlife, prior to submitting a Proposal, and the degree of certainty offered by the Proposer in securing necessary permits.

At a minimum, proposed Projects should be expected to have minimal environmental impact for most areas and Proposals should provide a

comprehensive plan to mitigate the identified potential or actual significant environmental impacts to remain in environmental compliance. The proposed mitigation plans should be included in the Project timeline. Preference will be given to Proposals that provide a more detailed plan as well as those that have proactively taken steps to mitigate potential environmental impacts.

Also, this criterion requires that, at a minimum, Proposers should have identified, and disclosed in their Proposal(s) all major permits, approvals, appurtenances and entitlements (including applicable access, rights of way and/or easements) (collectively, the “permits”) required and have a preliminary plan for securing such permits. Preference will be given to Proposals that are able to provide a greater degree of certainty that its plan to secure required permits is realistic and achievable, or have already received all or a majority of the required permits. The Proposer should disclose all identified (a) discretionary permits required, i.e., those requiring public or contested case hearings and/or review and discretionary approval by an appropriate government agency and (b) ministerial conditions without discretionary approval conditions. In all cases, the Proposer must provide a credible and viable plan to secure all necessary and appropriate permits necessary for the Project. For example, if the Project is located within an agricultural district, the Proposer shall provide evidence of Proposer’s verification with the appropriate government agency that the Project complies with HRS Section 205-2 and Section 205-4.5, relating to solar energy facilities placed on agricultural land, provided, however that where a special use permit (under Section 205-6), exemption (under Section 205-6), or amendment to land use district boundary lines (under Section 205-4) is required to secure such compliance, Proposer shall identify the need for such permit, exemption or amendment and provide a list of required prerequisites and/or conditions and a realistic timeline necessary to obtain such permit, exemption or amendment satisfactory for Proposer to still meet its designated GCOD.

The Proposal’s non-price score for this requirement will reflect the lower of either the Environmental Compliance sub-score or the Permitting Plan sub-score.<sup>38</sup>

5. **Experience and Qualifications** – Proposals will be evaluated based on the experience of the Proposer in financing, designing, constructing, interconnecting, owning, operating, and maintaining projects (including all components of the project) of similar size, scope and technology. At a minimum, Proposals must show via the table format specified in RFP Appendix B, Section 2.13 that at least one (1) member must have specific experience in each of the following categories: financing, designing, constructing, interconnecting, owning, operating, and maintaining at least one electricity generation project including all components of the project similar to the Project being proposed. Preference will

---

<sup>38</sup> Two different teams will assess the Proposals for this non-price criteria – one focusing on the environmental impacts of the Proposal and the other on the permitting plans and activities of the Proposer. Each team will contribute a sub-score, and the overall score for this criterion will be based on the lower of the two sub-scores.

be given to Proposers with experience in successfully developing multiple projects that are similar to the one being proposed and/or that have prior experience successfully developing and interconnecting a utility-scale project to the Company's System.

6. **Financial Strength and Financing Plan** – This criterion addresses the comprehensiveness and reasonableness of the financial plan for the Project as well as assesses the financial strength and capability of the Proposer to develop the Project. A complete financial plan addresses the following issues: Project ownership, capital cost and capital structure, sources of debt and equity, and evidence that credit-worthy entities are interested in financing the Project. The financial strength of Proposers or their credit support providers will be considered, including their credit ratings. The financing participants are expected to be reasonably strong financially. Developers and their sources of capital that have investment grade credit ratings from a reputable credit rating agency (S&P, Moody's, Fitch) will also be given preference, with those that have higher credit ratings ranked higher.
7. **Proposed Contract Modifications** – Proposers are encouraged to accept the contract terms identified in the applicable model Stage 3 Contract in their entirety to expedite the overall RFP process and potential contract negotiations. Proposers who accept the Stage 3 Contract without edits will receive a higher score and will be the only Proposals that can achieve the highest scoring for this non-price evaluation criterion. Technology-specific or operating characteristic-required modifications, with adequate explanation as to the necessity of such modifications, will not jeopardize a Project's ability to achieve the highest score. Proposers who elect to propose modifications<sup>39</sup> to the model agreements shall provide a Microsoft Word red-line version of the applicable document identifying specific proposed modifications to the model agreement language, as well as a detailed explanation and supporting rationale for each modification. General comments without proposed alternate language, drafting notes without explanation or alternate language, footnotes such as "parties to discuss," or a reservation of rights to make additional modifications to the model agreements at a later time are unacceptable, will be considered unresponsive, and will result in a lower score. See also Section 3.8. The Company and Independent Observer will evaluate the impact that the proposed modifications will have on the overall risk assessment associated with the evaluation of each Proposal.
8. **Carbon Emissions** – Proposals should provide responses to the Carbon Criteria Questions provided in Section 2.15 of Appendix B, which will be used to score each Project depending on Project-specific design, siting, procurement, construction and O&M information likely to impact the Project's lifecycle GHG emissions. In line with carbon neutral goals set forth by Hawaiian Electric<sup>40</sup> and

---

<sup>39</sup> See Section 3.8.8 for all non-negotiable sections of the Stage 3 Contracts.

<sup>40</sup> See <https://www.hawaiianelectric.com/about-us/our-vision-and-commitment/climate-change-action>.

the State of Hawai‘i,<sup>41</sup> preference will be given to Proposers expected to have lower lifecycle GHG emissions based on the responses to the Carbon Criteria Questions.

9. **Cultural Resource Impacts** – Proposers need to be mindful of the Project’s potential impacts to historical and cultural resources. Proposers should have identified (1) valued cultural, historical, or natural resources in the area in question, including the extent to which traditional and customary native Hawaiian rights are exercised in the area; (2) the extent to which those resources – including traditional and customary native Hawaiian rights – will be affected or impaired by the proposed action; and (3) the feasible action, if any, to be taken to reasonably protect any identified cultural, historical, or natural resources in the area in question, and the reasonable protection of traditional and customary native Hawaiian rights in the affected area.

Also, Proposers should have already contracted with a consultant with expertise in this field to begin a cultural assessment for the Project. Proposals will be evaluated on the Proposer’s plan and commitment to addressing cultural resource impacts on their Project, if any. Therefore, in order to be evaluated for this criterion, Proposers should, at least, provide the following documentation, as applicable: (1) Proposer’s or its consultant’s experience with cultural resource impacts on past projects; (2) the status of their cultural assessment plan. Should the Project Proposal cite a previously completed cultural assessment of the area, a copy of the assessment document should be included. Proposals will be evaluated on the extent to which their cultural assessment plan has been developed, and preference will be given to Proposals that are further along in the assessment process, including but not limited to, whether a mitigation/action plan has been provided that addresses any identified cultural resource issues, or a date for when such a plan will be available has been identified, or any portions of such plan have been completed.

10. **Technical Model** – Developing an accurate and functional facility technical model is imperative to the successful completion of the IRS, the accuracy of study results, and, by extension, the reliability of the System. Models must be accurate representations of the Facility and its operation. The Company validates the quality of the models and acceptability for the IRS through a model checkout process. Proposers should have developed, executed, tested, and documented results of their models prior to submitting a proposal. This criterion is to evaluate the extent to which proposers have met the requirements in Appendix B, Attachment 3. Scoring will be based on the Proposer’s documentation, which are the result of self-testing and benchmarking documentation, demonstrating the model’s ability to meet the requirements of Appendix B, Attachment 3. Preference will be given to proposals for which the accompanying documentation show they are able to meet the requirements and achieve the expected results for all scenarios proposed in Appendix B, Attachment 3.

---

<sup>41</sup> See HRS § 225P-5.

**11. Land Use and Impervious Cover** – The Company encourages Proposers to site Projects on developed lands and to preserve open spaces and agricultural lands. Proposers will be scored more favorably for locating Projects on:

- Land with greater existing impervious cover;<sup>42</sup>
- Land zoned industrial or industrial mixed use, commercial or business mixed use, or apartment or apartment mixed use, based on county zoning designations, with a preference in that order; or
- Land deemed as reclaimed, such as brownfield.<sup>43</sup>

In addition, projects that minimize the net increase of impervious cover of a Project site will be scored more favorably.

#### **4.5 Selection of a Priority List**

At the conclusion of both the price and non-price analysis, a total score will be calculated for each Proposal using the 60% price-related criteria / 40% non-price-related criteria weighting outlined above. The price and non-price analysis, and the summation of both price and non-price scores described above, will result in a ranking of Proposals within each technology-based evaluation category.

Following the price and non-price scoring, an initial pool of top scoring Proposals for each technology-based category and with consideration for electrical location of each resource will be determined. The Company may consider using a computer model to optimize the pool of resources by technology category in order to select Proposals in each technology-based category to advance to the Priority List.

The collective export of portfolios will be reviewed against the existing transmission available MW capacity.

The selection to the Priority List does not assure an eligible Project's inclusion in the selection of the Final Award Group.

Proposers selected to the Priority List are required to submit an initial payment of \$15,000 to commence with a Generation Facility Technical Model Requirements and Review Process, as prescribed in Appendix B, Attachment 3, Section 3. The \$15,000 payment will be used to offset the costs to perform one cycle of model reviews by the Company and its consultants related to the Generation Facility Technical Model Review Process. Any feedback provided to Proposers is expected to be actioned and resolved by

---

<sup>42</sup> As defined by the Environmental Protection Agency (“EPA”) ([8 Tools of Watershed Protection in Developing Areas | Watershed Academy Web | US EPA](#)), impervious cover is “the sum total of all hard surfaces within a watershed including rooftops, parking lots, streets, sidewalks, driveways, and surfaces that are impermeable to infiltration of rainfall into underlying soils/groundwater.”

<sup>43</sup> As defined by the EPA ([Overview of EPA's Brownfields Program | US EPA](#)), brownfield is “a property, the expansion, redevelopment, or reuse of which may be complicated by the presence or potential presence of a hazardous substance, pollutant, or contaminant.”



the Proposer prior to the commencement of the Interconnection Requirement Study. Upon completion of one cycle of review, Proposers will have the option to:

**Closeout the model review process:** A true-up will be completed upon closure of the process. Any remaining funds may either be refunded to the Proposer or applied to the Interconnection Requirements Study phase. If costs to complete the review exceed the \$15,000, the Proposer is required to submit payment of the balance within 30 days of the invoice.

**Continue review:** Upon receiving the first cycle of model review feedback, Proposers have the option to request another cycle of reviews. Proposers selecting this option will be required to submit another \$15,000 payment, unless explicitly directed by the Company – such as if the Company determines the remaining balance of the first cycle will cover the estimated cost of another review cycle.

In order to minimize the cost and schedule for all Proposers, as well as study the impacts of the portfolio of projects, portions of the System Impact Study will be performed as a group study, requiring all Proposer models to be an accurate, functional model, and deemed suitable by the Company prior to commencement of the study. The IRS process (Section 5.1) includes a 30-day timeframe for all model reviews to be completed prior to commencement of the group study. Should a Proposer's model not be ready by that time, the Project will be subject to a standalone IRS, which will result in increased cost and potential delays to the Proposer, as the study will have to be undertaken after the group study is completed.

#### **4.6 Best and Final Offer (BAFO)**

4.6.1 The Company will solicit a Best and Final Offer from Proposers selected to a Priority List in a technology-based evaluation category. All Proposers selected to the Priority List, including any Hawaiian Electric Proposals,<sup>44</sup> will have the opportunity to update (downward only)<sup>45</sup> the pricing elements in their Proposal in order to improve the competitiveness of their Proposal prior to being further assessed in the Detailed Evaluation phase. At this point in the process, updates may only be made to the following pricing elements:

- [For PV+BESS, Wind+BESS, Standalone Storage Projects] Lump Sum Payment (\$/year) amount
- [For Firm Projects] Capacity Charge payment (\$/kW/month) and Energy Charge payment(\$/kWh) amount.

---

<sup>44</sup> Similar to the Proposal Due Date, if any Hawaiian Electric Proposals are selected to the Priority List, the Company will require that the Hawaiian Electric Proposal(s) and Affiliate Proposals be submitted a minimum of one (1) day before other Proposals are due.

<sup>45</sup> Proposers will only be allowed to adjust pricing elements downward. No upward adjustment to the pricing elements will be permitted or considered. All other characteristics of the Proposal and Facility capabilities must remain valid and unchanged (e.g., NEP, Contract Firm Capacity, GCOD, etc.)

- [For Hawaiian Electric Proposals] Total Project Capital Costs (\$/year), Annual O&M Costs (\$/year), Annual Revenue Requirement (\$/year)

Proposers will not be allowed to increase their price<sup>46</sup> but may elect to maintain the same pricing submitted in their original Proposal. Proposers will not be allowed to make any other changes to their Proposal during the Best and Final Offer.

- 4.6.2 If a Proposer does not propose improvements to their pricing elements during the Best and Final Offer solicitation, the original Proposal pricing elements will be deemed its Best and Final Offer.<sup>47</sup>
- 4.6.3 To allow Proposers to offer the most competitive pricing while offering protection during these times of market volatility, the Company will allow all Proposals that are selected into the Final Award Group a one-time pricing adjustment of their BAFO-defined Lump Sum Payment amounts for PV and wind Projects and Standalone Storage Projects, and Capacity Charge payment amounts for Firm PPA Projects<sup>48</sup> (or Total Project Capital Costs for the Hawaiian Electric Proposal) based on the difference in the Gross Domestic Producer Price Index between the BAFO submission date and the Commission approval date of the Stage 3 Contract. The price adjustment will be capped to be no greater than a ten percent (10%) adjustment. If there is no inflation during the time period or the index decreases, pricing will remain as bid in the BAFO.

#### **4.7 Detailed Evaluation**

The Best and Final Offers of the Priority List Proposals from this RFP will be further assessed in the Detailed Evaluation to determine the Proposals selected to the Final Award Group.

Computer modeling will evaluate the Total Net Cost (Cost and Benefits) of integrating and operating the portfolio onto the Company's System. The portfolio's Total Net Cost will be compared against a reference case that uses the latest inputs and assumptions in the Integrated Grid Planning proceeding (Docket No. 2018-0165), described further below.

All Proposals from the Priority List will be input into the computer model using the Proposal's performance data (i.e., NEP, Contract Firm Capacity, BESS Contract Capacity), and Proposal costs (i.e., Lump Sum Payments, Capacity Charge payments, Energy Charge payments, etc.). An optimal, least-cost resource portfolio will be selected by the computer model. Note, depending on the number of Proposals on the Priority List, multiple iterations of the computer model may be needed. Additional modeling scenarios may also be completed in consultation with the Independent Observer. The evaluation

---

<sup>46</sup> Proposers will not be allowed to increase the pricing in their Proposals to address interconnection and/or System upgrade costs or for any other reason.

<sup>47</sup> The Company reserves the right, in consultation with the Independent Observer, to adjust the parameters of the BAFO, in the unlikely event that System needs have evolved in a way that the Proposals received do not fully address.

<sup>48</sup> No adjustment will be allowed for the Energy Charge payment amounts for the Firm PPA Projects.

will be based on the Total Net Cost (Costs and Benefits) to the Company of integrating the combination of Priority List Proposals onto the Company's System which includes:

1. The cost to dispatch the Project or combination of Projects and the energy and storage purchased;
2. The fuel cost savings (benefits) and any other direct savings (IPP savings from dispatchable fossil fuel savings, where applicable) resulting from the displacement of generation by the Priority List Proposals, including consideration of round-trip efficiencies for Facilities with storage;
3. The estimated increase (or decrease) in operating cost, if any, incurred by the Company to maintain System reliability; and
4. The cost of imputed debt, if applicable.

The Company may complete additional analyses of the portfolio in consultation with the Independent Observer to verify other operating requirements are met.

The Company will take into account the cost of rebalancing its capital structure resulting from any debt or imputed debt impacts associated with each Proposal (including any costs to be incurred by the Company, as described above, that are necessary in implementing the Proposal). The Company proposes to use the imputed debt methodology published by Standard & Poor's ("S&P") that is applicable to the Proposal being evaluated. S&P views long-term PPAs as creating fixed, debt-like financial obligations that represent substitutes for debt-financed capital investments in generation capacity. By adjusting financial measures to incorporate PPA-fixed obligations, greater comparability of utilities that finance and build generation capacity and those that purchase capacity to satisfy new load are achieved.

During the Detailed Evaluation and before the Proposals advance to the Final Award Group, the Company will perform load flow analyses to determine if certain Projects or combinations of Projects introduce line constraints that will factor into the selection process. This is to address the possibility that even though sufficient available MW capacity was identified for an individual Project, Projects that are in close proximity with each other could introduce additional line constraints. The Projects selected must not have any additional constraints imposed based on the Load Flow Analysis to advance to the Final Award Group. However, the Company reserves the right, in consultation with the Independent Observer, to allow minor modifications (e.g., downsizing the project) to a Proposal to avoid such additional constraints. If such modification resulted in a reduced size of the Facility, the pricing proposed would also need to be revised. Under no circumstances would a Proposer be allowed to increase its price as a result of such minor modification.

Also in the Detailed Evaluation, other factors will be validated to ensure that the final combination of Projects provides the contemplated benefits that the Company seeks. The Company will evaluate the collateral consequences of the implementation of a

combination of Projects, including consideration of the geographic diversity, resource diversity, interconnection complexity, and flexibility and latitude of operation control of the Projects.

The Company may assess additional combinations of Projects if requested by the Independent Observer and if the time and capability exist to perform such analyses.

#### **4.8 Selection of the Final Award Group**

Based on the results of the Detailed Evaluation and review of the results with the Independent Observer, the Company will select a Final Award Group from which to begin contract negotiations. The Company intends to select projects that meet the targeted needs and provide customer benefits. As noted above, only firm generation utilizing synchronous generators, will be selected to meet the firm renewable generation targets and variable renewable dispatchable generation is expected to meet the renewable dispatchable generation targets. However, in the event that either target in this RFP is not completely met by proposals received in either the firm generation or the renewable generation categories, the Company may then, if the Company determines such proposals can meet the needs identified for such targets, consider proposals responsive to one target to satisfy the needs of the alternate target. All Proposers will be notified at this stage of the evaluation process whether their Proposal is included in the Final Award Group.

Selection to the Final Award Group and/or entering into contract negotiations does not guarantee execution of a Stage 3 Contract.

Up to the selection announcement of the Final Award Group, should any new legislation for renewable energy be enacted that would offer developers further tax credits, the Company reserves the right to require Proposers to provide a downward pricing adjustment reflective of such savings for the benefit of the Company's customers.

Further, if at any time during the evaluation process it is discovered that a Proposer's Proposal contains incorrect or misrepresented information that has a material effect on any of the evaluation processes, including selection of the Priority List or the Final Award Group, the Company reserves the right, at any time prior to submission of the Stage 3 Contract Application with the PUC, in consultation with the Independent Observer, to disqualify the Proposer from the RFP. If discovery of the incorrect or misrepresented information is made after the Company has filed its PUC application for approval of the Stage 3 Contract with the Proposer, the Company will disclose the incorrect or misrepresented information to the PUC for evaluation and decision as to whether such Proposer should be disqualified and the Company's application dismissed.

Following any removal of a Proposal from the Final Award Group, either by disqualification noted immediately above, or via any other removal or withdrawal of a Proposal, including failure to reach agreement to the Stage 3 Contract, the Company, taking into consideration the timing of such removal and the current status of the Company's needs under the RFP, in consultation with and concurrence from the

Independent Observer, will review the Priority List to determine (1) if another Proposal should be added to the Final Award Group; or (2) if the remaining Proposals in the Final Award Group should remain unchanged.

## **Chapter 5: Post Evaluation Process**

### **5.1 Project Interconnection Process**

A complete package of Project Interconnection Requirement Data Request worksheets, Project single line and three line diagrams, models (see Appendix B, Attachment 3), and documentation prescribed in Appendix B, Attachment 4, including a report, with plots, documenting that Proposers have tested their models under all scenarios, is required upon Proposal submission. See Section 2.11 of Appendix B. Within 30 days after selection of the Final Award Group, final submissions, incorporating any updates, shall be made for the following Project data and modelling submittals.

The models required are set forth in Appendix B, Attachment 4. PSSE Generic models, PSSE User models, and ASPEN models shall be configured to represent all of the functional equipment with settings in place to comply with the Company's Stage 3 Contract performance requirements. These must be checked for functionality by the Proposer or its vendors and consultants prior to submission to the Company (see Appendix B, Attachment 3). Similar and fully accurate PSCAD models shall be submitted in a condition that complies with the PSCAD modeling guidelines provided by the Company. PSSE generic models shall be provided promptly after the PSSE user models have been approved by the Company.

Development of accurate and functional facility technical model is imperative to the successful completion of the IRS, the accuracy of study results, and, by extension, the reliability of the System. Models must be accurate representations of the facility and its operation. The Company validates the quality of the models and acceptability for the IRS through a model checkout process. Proposers should have developed, executed, tested, and documented results of their models prior to submitting a Proposal.

The Company will inspect the data packages for general completeness. For any incomplete submissions, a list of missing or non-functional items will be provided. Proposers will be given 15 days to resolve data and modeling deficiencies. The Company, in consultation with the Independent Observer, may remove Proposals from the Priority List or Final Award Group, or may terminate contract negotiations or executed Stage 3 Contracts if their submission requirements are deemed incomplete for the lack of requested models. The Proposal must be complete to begin the IRS process. A formal, technical model checkout will be deferred until a later date when IRS Agreements and deposits are in place, so that the expert subject matter work can be provided by the Company's IRS consultant(s).

Upon notification of selection to the Final Award Group, the Company will provide a draft IRS Agreement for each selected Project, with a statement of required deposit for individual and prorated work as part of an IRS Scope for a System Impact Study that will

involve (a) technical model checkout for each project, (b) any considerations that are specific to a particular Project and location, and (c) System impact analyses of the Projects as a group. Interconnection cost and schedule, including cost of any required System upgrades, will be determined in a subsequent Facilities Study.

In order to minimize the cost and schedule for all Proposers, as well as study the impacts of the portfolio of Projects, portions of the System Impact Study will be performed as a group study, requiring all Proposer models to be an accurate, functional model, and deemed suitable by the Company prior to commencement of the study. Within thirty (30) days after selection of the Final Award Group, final submissions, incorporating any updates, shall be made for the Project data and modelling submittals. The IRS process includes a 30-day timeframe, following this model submittal deadline, for all model reviews to be completed prior to commencement of the group study. Should a Proposer's model not be ready by that time, the Project will be subject to a standalone IRS, which will result in increased cost and potential delays to the Proposer, as the study will have to be undertaken after the group study is completed.

The technical model checkouts will be conducted first. Upon identification of any functional problems or deficiencies, corrective action shall be taken immediately and on an interactive basis so that the problems or deficiencies can be resolved within 15 days, including re-submission of data and updated models, or the project shall be deemed withdrawn. At the discretion of the Company and provided that there is a demonstration of good faith action to minimize delay that would affect the schedule for IRS analyses, a second round of model checkout and problem solving may proceed. Thereafter any notice that a Project is deemed withdrawn for lack of completeness shall be final. Subject to consultation with the Independent Observer, failure to provide all requested material within the time(s) specified, or changes to the data provided after the due date(s), shall result in elimination from the Final Award Group.

Proposers shall be responsible for the cost of the IRS, under separate agreements for the System Impact Study and the Facilities Study. The overall IRS will provide information including, but not limited to, an estimated cost and schedule for the required Interconnection Facilities for a particular Project and any required mitigation measures. Proposers will be responsible for the actual final costs of all Seller-Owned Interconnection Facilities and Company-Owned Interconnection Facilities. Upon reviewing the results of the IRS, Proposers will have the opportunity to not move forward with the Project and therefore not complete execution of the Stage 3 Contract in the event that the estimated interconnection costs and schedule for the Project are higher than what was estimated in the Project Proposal. See Section 12.4 of the RDG PPA or the ESPA, or Section 2.2(D) of the Firm PPA.

Proposers should assume, at a minimum, a 12-month process for the completion of the IRS, and the execution and filing of the Stage 3 Contract for approval. Such assumption is dependent on, among other factors, working and finalized models being timely provided for study by Proposers in accordance with the requirements of this Section 5.1.

## 5.2 Contract Negotiation Process

Within five (5) business days of being notified by the Company of its intent to enter into contract negotiations, Proposers selected for the Final Award Group will be required to indicate, in writing to the Company's primary contact for this RFP, whether they intend to proceed with their Proposals. Proposers who elect to remain in the Final Award Group will be required to keep their Proposal valid through the award period.

As described in Section 5.1 above, a draft IRS Agreement will be provided upon notification of selection to the Final Award Group. The IRS process will commence upon payment of the deposit and execution of the IRS Agreement. Contract negotiations will commence in parallel with the IRS process. The Stage 3 Contract will not be executed until completion of the IRS, and any impacts from the IRS are folded into the Stage 3 Contract. The submission of an executed Stage 3 Contract for PUC approval will take place thereafter.

## 5.3 Community Outreach and Engagement

The public meeting and comment solicitation process described in this section and Section 29.21 of the Stage 3 Contracts or Section 12.1(L) of the Firm PPA (Community Outreach Plan) do not represent the only community outreach and engagement activities that can or should be performed by a Proposer.

The Company will publicly announce the Final Award Group no more than five (5) business days after the notification is given to Proposers who are selected to the Final Award Group. Selected Proposers shall not disclose their selection to the public before the Company publicly announces the Final Award Group selection.

On the next business day after the Company notifies a Proposer they were selected, each Proposer shall provide the Company with links to their Project website, which the Company will post on the Company's website. Each Proposer will launch a Project website that will go-live on the day the Company publicly announces the Final Award Group selection. Information on what should be included on the Project website is identified in Appendix B.

Within five (5) business days of notification of selection to the Final Award Group, Proposers must provide the Company with an updated comprehensive Community Outreach Plan to work with and inform neighboring communities and stakeholders and to provide them timely information during all phases of the Project. The Community Outreach Plan shall include but not be limited to the following information: Project description, Project stakeholders, community concerns and Proposer's efforts to address such concerns, Project benefits, government approvals, Project schedule, plan for reporting construction related updates, labor and prevailing wage commitment, and a comprehensive communications plan which factors in monthly Project status updates. Proposer must provide to the Company the name of the individual designated to implement the Project's Community Outreach Plan. The Proposer's Community Outreach Plan shall be a public document identified on the Proposer's Project website for the term

of the Stage 3 Contract and made available to the public upon request. As an option, Proposers may provide their updated Community Outreach Plan and website information to the Company for review and feedback. If provided at least thirty (30) days prior to the dates required, the Company will endeavor to review such information and provide feedback on the information before it is made available to the public. Further information and instructions regarding expectations for the Community Outreach Plan can be found in Appendix B, Attachments 5 and 6.

Prior to the execution date of the Stage 3 Contract, Proposers shall also host a public meeting in the community where the proposed Project is to be located for community and neighborhood groups in and around the vicinity of the Project Site that provided the neighboring community, stakeholders and the general public with: (i) a reasonable opportunity to learn about the proposed Project; (ii) an opportunity to engage in a dialogue about concerns, mitigation measures, and potential community benefits of the proposed Project; (iii) an update regarding the Proposer's cultural impact plan, including any findings made and mitigations identified to-date as part of the Archaeological Literature Review and Field Inspection Report; and (iv) information concerning the process and/or intent for the public's input and engagement, including advising attendees that they will have thirty (30) days from the date of said public meeting to submit written comments to Company and/or Proposer for inclusion in the Company's submission to the PUC of its application for a satisfactory PUC Approval Order and for inclusion on the Proposer's website. The Proposer shall collect all public comments, and then provide the Company copies of all comments received in their original, unedited form. If a Stage 3 Contract is executed by the Proposer and the Company, the Company may submit any and all public comments (presented in its original, unedited form) as part of its PUC application for this Project. Proposers shall notify the public at least three (3) weeks in advance of the meeting. The Company shall be informed of the meeting. The Company has provided Proposers with detailed instructions regarding the community meeting requirement after the selection of the Final Award Group (Attachment 5 to Appendix B). (For example, notice will be published in county and regional newspapers/media, as well as media with statewide distribution. The Proposer will be directed to notify certain individuals and organizations. The Proposer will be provided templates to use for the public meeting notices, agenda, and presentation.) Proposers must also comply with any other requirement set forth in the Stage 3 Contract relating to Community Outreach.

Following the submission of the PUC application for the Project, and prior to the date when the Parties' statements of position are to be filed in the docketed PUC proceeding for the Project, the Proposer shall provide another opportunity for the public to comment on the proposed Project. The Proposer's statement of position filed in the docket associated with the Project will contain an attachment including those comments.

The Proposer shall be responsible for community outreach and engagement for the Project, and that the public meeting and comment solicitation process described in this section do not represent the only community outreach and engagement activities that can or should be performed. The Company will also require (monthly/bi-monthly) Project status updates from Proposers to verify the implementation of the Community Outreach



Plan and will ensure Proposers provide accessible opportunities for community members and stakeholders to provide public comment as required by the RFP.

#### **5.4 Greenhouse Gas Emissions Analysis**

Proposers whose Proposal(s) are selected for the Final Award Group shall cooperate with and promptly provide to the Company and/or Company's consultant(s) upon request all information necessary, in the Company's sole and exclusive discretion, for such consultant to prepare a GHG emissions analysis and report in support of a PUC application for approval of the Stage 3 Contract for the Project (the "GHG Review"). Proposers shall be responsible for the full cost of the GHG Review associated with their Project under a Greenhouse Gas Analysis Letter Agreement between the Proposer and the Company. The GHG Review is anticipated to address whether the GHG emissions that would result from approval of the Stage 3 Contract and subsequent to addition of the Project to the Company's System are greater than the GHG emissions that would result from the operations of the Company's System without the addition of the Project, whether the cost for renewable, dispatchable generation, and/or energy storage services as applicable under the Stage 3 Contract is reasonable in light of the potential for GHG emissions, and whether the terms of the Stage 3 Contract are prudent and in the public interest in light of its potential hidden and long-term consequences.

#### **5.5 PUC Approval**

Any signed Stage 3 Contract resulting from this RFP is subject to PUC approval as described in the RDG PPA or ESPA, including Article 12 and Section 29.20 thereof, or Section 25.12 of the Firm PPA.

#### **5.6 Facility In-Service**

To facilitate timely commissioning of Projects selected through this RFP, the Company requires the following be included with the 60% design drawings: relay settings and protection coordination study, including fuse selection and AC/DC schematic trip scheme.

For the Company to test the Facility, coordination between the Company and Project is required. Drawings must be approved by the Company prior to testing. The entire Facility must be ready for testing to commence. Piecemeal testing will not be allowed. Communication infrastructure and equipment must be tested by the IPP and ready for operation prior to Company testing.

If approved drawings are not available, or if the Facility is otherwise not test ready as scheduled, the Project may lose its place in the queue, with the Company retaining the flexibility to adjust scheduling as it sees fit. If tests are not completed within the allotted scheduled testing time, the Project will be moved to the end of the Company's testing queue. The IPP will be allowed to cure if successful testing is completed within the allotted scheduled time. No adjustments will be made to Stage 3 Contract milestones if tests are not completed within the original allotted time. Liquidated damages for missed milestones will be assessed pursuant to the Stage 3 Contract.

**5.7 Archaeological Literature Review and Field Inspection Report**

All Projects selected to a Final Award Group must, within five (5) months of selection, complete and submit to the Company an Archaeological Literature Review of existing cultural documentation filed with the State Historic Preservation Division and a Field Inspection Report. For any archaeological and/or historical sites identified in the project area, the Proposer must provide a plan for mitigation from an archaeologist licensed in the State of Hawai'i.

Any results available at the time of the Community Outreach meeting required prior to PPA execution discussed in Section 5.3 must be presented at that time, along with an update regarding the Proposer's cultural impact plan.

**DRAFT**  
**REQUEST FOR PROPOSALS**  
**FOR**  
**RENEWABLE DISPATCHABLE GENERATION**  
**AND**  
**ENERGY STORAGE**  
**MAUI**

MAY 2, 2022

Docket No. 2017-0352

*Appendix A – Definitions*



**Maui  
Electric**

“Affiliate” means any person or entity that possesses an “affiliated interest” in a utility as defined by section 269-19.5, HRS, including a utility’s parent holding company but excluding a utility’s subsidiary or parent which is also a regulated utility.

“BESS” means the battery energy storage system.

“BESS Contract Capacity” means the anticipated maximum net instantaneous active power (MW) and maximum energy storage capability (MWh stored that represents a 100% State of Charge) for export to the Point of Interconnection upon Commercial Operations.

“Best and Final Offer” or “BAFO” means the final offer from a Proposer, as further described in Section 4.6 and elsewhere in this RFP.

“Capacity Charge” means the amount to be paid by Company to Seller pursuant to the terms and conditions in the Firm PPA.

“Code of Conduct” means the code of conduct approved by the PUC in Docket No. 03-0372 (Decision and Order No. 23614, August 28, 2007) with respect to a Self-Build Option. An updated code of conduct was submitted to the PUC in 2015-0389 on July 9, 2020.

“Code of Conduct Procedures Manual” or “Procedures Manual” means the manual approved by the PUC, which was put in place to address and to safeguard against preferential treatment or preferential access to information in a Company RFP process. The Procedures Manual is attached as Appendix C to this RFP.

“Commercial Operations” has the meaning set forth in the Stage 3 Contract.

“Community Outreach Plan” is a community outreach and communication plan described in Section 4.3 and 4.4.2 of this RFP.

“Company” means Maui Electric Company, Ltd., a Hawai‘i corporation.

“Company-Owned Interconnection Facilities” has the meaning set forth in the Stage 3 Contract.

“Competitive Bidding Framework” or “Framework” means the Framework for Competitive Bidding contained in Decision and Order No. 23121 issued by the Public Utilities Commission on December 8, 2006 in Docket No. 03-0372, and any subsequent orders providing for modifications from those set forth in Order No. 23121 issued December 8, 2006.

“Consumer Advocate” means the Division of Consumer Advocacy of the Department of Commerce and Consumer Affairs of the State of Hawai‘i.

“Development Period Security” has the meaning set forth in Section 3.13.1.

“Dispatchable” means the ability to turn on or turn off a generating resource at the request of the utility’s system operators, or the ability to increase or decrease the output of a generating resource from moment to moment in response to signals from a utility’s Automatic Generation Control

System, Energy Management System or similar control system, or at the request of the utility's system operators.

“Electronic Procurement Platform” means the third-party web-based sourcing platform that will be used for the intake of Proposals and associated electronic information, storage and handling of Proposer information, and communication.

“Eligibility Requirements” has the meaning set forth in Section 4.2 of this RFP.

“Eligible Proposals” means Proposals that meet both the Eligibility and Threshold Requirements.

“Energy Charge” means the amount to be paid by Company to Seller for electric energy delivered to the Company pursuant to the terms and conditions in the Firm PPA.

“Energy Contract Manager” is the primary Company contact for this RFP.

“ESPA” means the Model Energy Storage Purchase Agreement attached as Appendix M to this RFP.

“Evaluation Team” means agents of the Company who evaluate Proposals.

“Facility” has the meaning set forth in the Stage 3 Contract.

“Facility Study” means a study to develop the interconnection facilities cost and schedule estimate including the cost associated with the design and construction of the Company-owned interconnection facilities.

“Final Award Group” means the group of Proposers selected by the Company from the Priority List, with which the Company will begin contract negotiations, based on the results of the Company's detailed evaluation.

“Firm PPA” means the Model Firm Renewable Dispatchable Generation Power Purchase Agreement attached as Appendix L to this RFP.

“Generation Project” means a Project with a generation component but no energy storage component.

“Greenhouse Gas” or “GHG” are gases that contribute to the greenhouse gas effect and trap heat in the atmosphere.

“Guaranteed Commercial Operations Date” or “GCOD” means the date on which a Facility first achieves Commercial Operations.

“Hawaiian Electric Companies” or “Companies” means Hawaiian Electric Company, Inc. and its subsidiaries, Hawai'i Electric Light Company, Inc. and Maui Electric Company, Limited.

“Hawaiian Electric Proposal” means a Proposal submitted by the Company that is responsive to the resource need identified in the RFP, as required by Section VI of the Framework.

“Hawaiian Electric Proposal Team” means agents of the Company who develop Self-Build Option proposals.

“HRS” means the Hawai‘i Revised Statutes as of the date of this Request for Proposals.

“Imputed Debt” means adjustments to the debt amounts reported on financial statements prepared under generally accepted accounting principles (“GAAP”). Certain obligations do not meet the GAAP criteria of “debt” but have debt-like characteristics; therefore, credit rating agencies “impute debt and interest” in evaluating the financial ratios of a company.

“Independent Observer” has the meaning set forth in Section 1.4 of this RFP.

“Independent Power Producer” or “IPP” means an entity that owns or operates an electricity generating facility that is not included in the Company’s rate base.

“Interconnection Facilities” means the equipment and devices required to permit a Facility to operate in parallel with, and deliver electric energy to, the Company’s System (in accordance with applicable provisions of the Commission’s General Order No. 7, Company tariffs, operational practices, interconnection requirements studies, and planning criteria), such as, but not limited to, transmission and distribution lines, transformers, switches, and circuit breakers. Interconnection Facilities includes Company-Owned Interconnection Facilities and Seller-Owned Interconnection Facilities.

“Interconnection Requirements Study” or “IRS” means a study, performed in accordance with the terms of the IRS Letter Agreement, to assess, among other things, (1) the system requirements and equipment requirements to interconnect the Facility with the Company’s System, (2) the Performance Standards of the Facility, and (3) an estimate of interconnection costs and project schedule for interconnection of the Facility.

“kV” means kilovolt.

“Land RFI” refers to a Request for Information activity conducted by the Company to identify interested parties willing to make land available for utility-scale renewable energy projects and gather relevant property information.

“LP” means a levelized price calculation (\$/MWh) used for comparison of Proposals based on information provided in the Proposal submission in this RFP.

“Lump Sum Payment” has the meaning set forth in the applicable Stage 3 Contract. It may also be referred to as a monthly Lump Sum Payment to reflect the portion of the payment made each month.

“Maui Electric” means Maui Electric Company, Ltd., a Hawai‘i corporation.

“Maui Electric System” or “System” means the electric system owned and operated by Maui Electric on the island of Maui (including any non-utility owned facilities) consisting of power plants, transmission and distribution lines, and related equipment for the production and delivery of electric power to the public.

“Mediation” means the confidential mediation conducted in Honolulu, Hawai‘i, pursuant to and in accordance with the Mediation Rules, Procedures, and Protocols of Dispute Prevention Resolution, Inc. (or its successor) or, in its absence, the American Arbitration Association then in effect.

“MW” means megawatt.

“MWh” means megawatt hour.

“NDA” means the Mutual Confidentiality and Non-Disclosure Agreement attached to this RFP as Appendix E.

“NEP” means Net Energy Potential as set forth in Section 3.10.1.

“Net Nameplate Capacity” means the net maximum output (MWac) of the Facility at the point(s) of interconnection, whether that maximum is based on: nameplate power rating of energy generating equipment sizing; expected losses in delivery of power to the point(s) of interconnection; and/or any project control system involved in managing the delivery of power to the point(s) of interconnection. This value, subject to verification by the Company, will determine how a project is evaluated relative to the terms and requirements of the RFP, including, but not limited to ability to interconnect to a transmission line and validation of the maximum output levels used to calculate the NEP RFP Projection. For the purposes of calculating the NEP RFP Projection it should be assumed all energy is being delivered directly to the point(s) of interconnection from the renewable resource as it is generated and never in excess of the Project’s Net Nameplate Capacity, independent of the existence of any storage device. In the applicable Stage 3 Contract, this value will be the default Contract Capacity.

“Non-Price Evaluation Team” means Employees and consultants of the Company who evaluate the Proposal non-price related criteria as set forth in Section 4.4 of this RFP. Non-Price Evaluation Team members will not include any Shared Resources and will be solely made up of Company RFP Team Members.

“O&M” means operation and maintenance.

“Operating Period Security” has the meaning set forth in Section 3.13.1.

“Paired Project” means a Project with both a generation component and an energy storage component.

“Performance Standards” means the various performance requirements and attributes for the operation of the Facility to the Company as set forth in this RFP and the Performance Standards as defined in the respective model Stage 3 Contract.

“Point of Interconnection” has the meaning set forth in the Stage 3 Contract.

“Power Purchase Agreement” or “PPA” means an agreement between an electric utility company and the developer of a renewable energy generation facility to sell the power generated by the facility to the electric utility company.

“Price Evaluation Team” means Employees and consultants of the Company who evaluate the Proposal price related criteria as set forth in Section 4.4 of this RFP. Price Evaluation Team members will not include any Shared Resources and will be solely made up of Company RFP Team Members.

“Priority List” means the group of Proposals selected by the Company as described in Section 4.5 of this RFP.

“Project” means a Facility proposed to the Company by a Proposer pursuant to this RFP.

“Proposal” means a proposal submitted to the Company by a Proposer pursuant to this RFP.

“Proposal Due Date” means the date(s) stated in RFP Schedule - Table 2 for the Hawaiian Electric Proposal and the IPP and Affiliate Proposals of this RFP.

“Proposal Fee” means the non-refundable fee of \$10,000 for each proposal submitted as set forth in Section 1.8 of this RFP.

“Proposer” means a person or entity that submits a Proposal to the Company pursuant to this RFP.

“Proposer’s Response Package” means the form in which the Proposal should be submitted, which is attached as Appendix B to this RFP.

“PUC” means the State of Hawai‘i Public Utilities Commission.

“RDG PPA” means the Model PV and/or Wind Renewable Dispatchable Generation Power Purchase Agreement attached as Appendix J and Appendix K respectively to this RFP.

“Renewable Portfolio Standards” or “RPS” means the Hawai‘i law that mandates that the Company and its subsidiaries generate or purchase certain amounts of their net electricity sales over time from qualified renewable resources. The RPS requirements in Hawai‘i are currently codified in HRS §§ 269-91 through 269-95.

“Request for Proposals” or “RFP” means a request for Proposals issued pursuant to a competitive bidding process authorized, reviewed, and approved by the PUC.

“RFP Schedule” means the schedule set forth in Table 2, Section 3.1 of this RFP.

“Seller” means the entity that the Company is contracting with, as set forth in the Stage 3 Contract.

“Seller-Owned Interconnection Facilities” has the meaning set forth in the Stage 3 Contract.

“Site” means the parcel of real property on which the Facility, or any portion thereof, will be constructed and located, together with any Land Rights reasonably necessary for the construction, ownership, operation and maintenance of the Facility.

“Site Control” has the meaning set forth in Section 4.3 of this RFP.



“Stage 3 Contract” means the applicable contract for that technology – i.e., PV+BESS RDG PPA, Wind+BESS RDG PPA, Firm PPA, or ESPA.

“Standalone Storage Project” means a Project with an energy storage component but no generation component.

“Threshold Requirements” has the meaning set forth in Section 4.3 of this RFP.

“Updated Framework” means the updated Framework for Competitive Bidding which was drafted to be more inclusive of various technologies, and filed on February 12, 2021 in Docket No. 2018-0165.

Any capitalized term not defined in this RFP has the meaning set forth in the Stage 3 Contract.

**DRAFT**  
**REQUEST FOR PROPOSALS**  
**FOR**  
**RENEWABLE DISPATCHABLE GENERATION**  
**AND**  
**ENERGY STORAGE**  
**ISLAND OF MAUI**

MAY 2, 2022

Docket No. 2017-0352

*Appendix B – Proposer’s Response Package /  
Project Interconnection Data Request*



**Maui  
Electric**

## 1.0 GENERAL INSTRUCTIONS TO PROPOSERS

Sourcing Intelligence®, developed by PowerAdvocate®, is the Electronic Procurement Platform that the Company has licensed and will utilize for the RFP process. All Proposals and all relevant information must be submitted via the Electronic Procurement Platform, in the manner described in this RFP.

Proposers must adhere to the response structure and file naming conventions identified in this Appendix for the Proposer's response package. Information submitted in the wrong location/section or submitted through communication means not specifically identified by the Company will not be considered by the Company.

Proposers must provide a response for every item. If input/submission items in the RFP are not applicable to a specific Proposer or Proposal variation, Proposers must clearly mark such items as "N/A" (Not Applicable) and provide a brief explanation.

Proposers must clearly identify all confidential information in their Proposals, as described in more detail in Section 3.12 Confidentiality of the RFP.

All information (including attachments) must be provided in English. All financial information must be provided in U.S. Dollars and using U.S. credit ratings.

It is the Proposer's sole responsibility to notify the Company of any conflicting requirements, ambiguities, omission of information, or the need for clarification prior to submitting a Proposal.

The RFP will be conducted as a "Sealed Bid" event within Sourcing Intelligence, meaning the Company will not be able to see or access any of the Proposer's submitted information until after the event closes.

## 1.1 ELECTRONIC PROCUREMENT PLATFORM

To access the RFP event, the Proposer must register as a "Supplier"<sup>1</sup> on Sourcing Intelligence. One Proposal may be submitted with each Supplier registration. Minor variations, as defined in Section 1.8.2 and 1.8.3 of this RFP may be submitted along with the Proposal under the same registration.

If a Proposer is already registered on Sourcing Intelligence, the Proposer may use their current login information to submit their first Proposal. Up to three (3) variations of a Proposal, one of which is the base variation of the Proposal, may be submitted together as a Proposal by following the instructions outlined in this Appendix (see Section 3 and 4 below). If the Proposer chooses to submit more than one Proposal, the Proposer must register as a new "Supplier" on Sourcing Intelligence for each additional Proposal.

Each registration will require a unique username, unique Email address, and unique Company name. Proposers that require multiple registrations to submit multiple Proposals should use the Company name field to represent the Company name and Proposal number (ex: CompanyNameP1). Proposers may use shorthand or clear abbreviations. The unique Email address used to create the PowerAdvocate account does not necessarily have to match the Email address specified in Section 2.2.1 below. For example, if the Proposer is submitting multiple

---

<sup>1</sup> The language in Appendix B sometimes refers to "Energy Contract Managers" as "Bid Event Coordinator" and to "Proposers" as "Suppliers" (Bid Event Coordinator and Supplier are terms used by PowerAdvocate).

Proposals, all of the Proposer's Proposals could specify the same primary point of contact Email address if that is what the Proposer requests contact through for all their proposals.

Proposers can register for an account on Sourcing Intelligence by clicking on the "Registration" button (located in the top right corner of the webpage) on the PowerAdvocate website at the following address:

[www.poweradvocate.com](http://www.poweradvocate.com)

The Proposer's use of the Electronic Procurement Platform is governed by PowerAdvocate's Terms of Use. By registering as a "Supplier" on the Electronic Procurement Platform, the Proposer acknowledges that the Proposer has read these Terms of Use and accepts and agrees that, each time the Proposer uses the Electronic Procurement Platform, the Proposer will be bound by the Terms of Use then accessible through the link(s) on the PowerAdvocate login page.

Once a Proposer has successfully registered as a "Supplier" with PowerAdvocate, the Proposer shall request access to the subject RFP event from the Company Contact via Email through the RFP Email Address set forth in Section 1.6 of the RFP. The Email request must list the Company Name field and username under which the Proposer has registered with PowerAdvocate. If the Proposer plans to submit multiple Proposals and has registered multiple accounts in accordance with the instructions above, the Email request must contain the Company Name field and username for each account that will be used to submit the Proposals. After being added to the event, the Proposer will see the bid event on their dashboard upon logging into Sourcing Intelligence. Once the RFP event opens, the Proposer may begin submitting their Proposal(s).

After registering and prior to the opening of the RFP, Proposers are encouraged to familiarize themselves with the Electronic Procurement Platform, including tabs and dashboard, and the PowerAdvocate Users Guide (RFP Appendix D), etc. Proposers should note that they will not be able to access any bid documents until the event officially opens.

Proposers may contact PowerAdvocate Support for help with registration or modification of registration if desired. Support is available from 8 AM to 8 PM Eastern Time (2 AM to 2 PM Hawai'i Standard Time when daylight savings is in effect) Monday to Friday, except for Holidays posted on the PowerAdvocate website, both by phone (857-453-5800) and by Email ([support@poweradvocate.com](mailto:support@poweradvocate.com)).

Contact information for PowerAdvocate Support can also be found on the bottom border of the PowerAdvocate website: [www.poweradvocate.com](http://www.poweradvocate.com)

Once the RFP event is opened, registered Proposers will have online access to general notices and RFP-related documents via the Electronic Procurement Platform. Proposers should also monitor the RFP Website throughout the RFP event.

## **1.2 PROPOSAL SUBMISSION PROCEDURES**

An Email notification will be sent to all registered Proposers when the event has been opened to receive Proposals.

After logging onto the Electronic Procurement Platform, the RFP will be visible on the Proposer's dashboard with several tabs, including the following:

- “**1. Download Documents:**” Documents stored under this tab are provided for the Proposer’s use and information. All documents can be downloaded and/or printed, as required.
- “**2. Upload Documents:**” Proposal submission documents requested in Appendix B must be uploaded using this tab.
- Note that “3. Commercial Data:”, “4. Technical Data:”, and “5. Pricing Data:” tabs are NOT USED for this event.

Step-by-step instructions for submitting a complete Proposal are provided below:

1. Proposers must upload their Proposal files, including all required forms and files, to submit a complete Proposal. All files must be uploaded before the respective Proposal Due Date (RFP Section 3.1, Table 2).
2. Submit (upload) one consolidated PDF representing your Proposal via the “2. Upload Documents” tab. That Proposal PDF must abide by the format specified in this Appendix B. A MSWord.docx template that outlines the format of this document is available under the “1. Download Documents” tab for the Proposer’s use. **Response information must be provided in the order, format, and manner specified in this Appendix B and must clearly identify and reference the Appendix B section number that the information relates to.**
  - a. Proposers shall use a filename denoting: CompanyName\_Proposal#.pdf.  
(example: AceEnergy\_P1.pdf)
3. Proposal information that cannot be easily consolidated into the PDF file described in Step 2 (such as large-scale drawing files) or files that must remain in native file format (such as computer models and spreadsheets) shall be **uploaded separately but must be referenced from within the main Proposal PDF file** (e.g., “See AceEnergyP1V2\_2.5\_SiteControlMap.kmz”). Such additional files must follow the naming convention below:
  - a. File names must include, in order, Company Name, Proposal number (if more than one Proposal being submitted per Proposer), Variation (if any variations are being submitted), Appendix B section number, and a file descriptor, as shown in the example file name below:  
AceEnergyP1V2\_2.5\_SiteControlMap.kmz  
Proposers may use abbreviations if they are clear and easy to follow.
4. Upload files using the “**2. Upload Documents**” tab on the Electronic Procurement Platform.
  - a. Select “Choose File...” Navigate to and choose the corresponding file from your computer.
  - b. For all documents identify the “Document Type” as “Technical Information.” (Do not identify any documents as “Commercial and Administrative” or “Pricing.”)
  - c. “Reference ID” may be left blank.

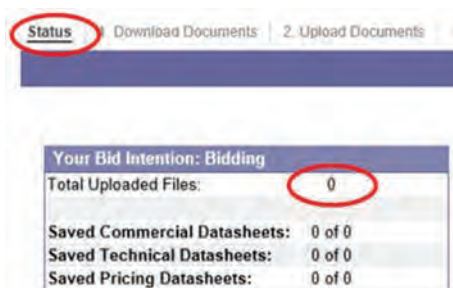
There is no limit to the number or size of files that can be uploaded. Multiple files may be grouped into a .zip archive for upload. (Any zipped files must still adhere to the naming directions in #3 above.) When successfully uploaded, documents will appear under the “Bid Submissions” section on the bottom of the tab's page, organized within the “Technical Information” Document Type. Repeat steps a, b, and c, as required for each file upload.

If a file with the same name is uploaded twice, the Platform will provide notification of the duplication and automatically append a unique numerical extension to the Document Name. To delete a file that has been previously uploaded, click on the “X” button in the “Actions” column. Do not upload any files prior to the issuance of the Final RFP.

5. The Company will not be responsible for technical problems that interfere with the upload or download of Proposal information. Support is available to answer technical questions about PowerAdvocate’s Sourcing Intelligence from 8 AM to 8 PM Eastern Time (2 AM to 2 PM Hawai‘i Standard Time when daylight savings is in effect) Monday to Friday, except for Holidays posted on the PowerAdvocate website, both by phone (857-453-5800) and by Email (support@poweradvocate.com).
6. Proposers are strongly encouraged to start early and avoid waiting until the last minute to submit the required information. Proposers are allowed to add, modify, and/or delete documents that have been previously submitted any time prior to the event close deadline. It is the Proposer’s responsibility to ensure a complete Proposal is uploaded into PowerAdvocate before the Proposal Due Date.
7. Any questions or concerns regarding the RFP may be submitted to the Company Contact via the RFP Email address provided in Section 1.6 of the RFP. Per RFP Section 1.4.2, the Independent Observer will monitor communication within the bid event. Proposers should include the Independent Observer Email Address when submitting questions to the RFP Email Address. Proposers are responsible for following instructions and uploading documents in their appropriate locations. Documents uploaded in the wrong tab will not be considered by the Company.

### 1.3 PROPOSAL COMPLETION AND CONFIRMATION PROCEDURES

To confirm the submission of all proposal files, in the “Status” tab on the Electronic Procurement Platform, confirm that the “Total Uploaded Files” is the number of expected files to be included in the submission by checking it against your list of submitted files. Example “Status” tab view:



As stated above in Section 1.2, nothing should be uploaded to the Commercial, Technical or Pricing Datasheet tabs. Documents uploaded there will not be included in your Proposal submission.

1.3.1 **Proposal Fee Delivery Information.** Provide the Proposal Fee submission information for this Proposal. Include:

- The Date the Proposal Fee was sent.
- The delivery service used and the tracking number for the parcel.
- The U.S.-chartered bank name that issued the cashier’s check and the check number.

## 2.0 PROPOSAL (BASE VARIATION) SUMMARY TABLE

Base variation Proposal Summary. If proposal variations are submitted, any changes to the summary information for such variations must be specifically identified in a similar table placed in Section 3 of this Appendix, as applicable.

**To be filled out in its entirety by IPP or Affiliate Proposers:**

1	<b>Proposer Name (Company Name)</b>	
2	<b>Parent Company/Owner/Sponsor/Business Affiliation/etc.</b>	
3	<b>Project Name</b>	
4	<b>Net Nameplate Capacity (MW)<sup>2</sup></b>	
4a	<b>Installed nameplate capacity: the aggregate sum of the net nameplate active power capabilities of all generator and converter equipment (i.e. storage) installed.</b>	
5	<b>Proposed Facility Location, Street Address if available, or what City/Area on the island is it near</b>	
6	<b>TMK(s) of Facility Location (use 9 digits TMK format)<sup>3</sup></b>	
7	<b>Point of Interconnection's Circuit or Substation Name</b>	
7a	<b>Coordinates for Point(s) of Interconnection (use decimal degrees)<sup>4</sup></b>	
8	<b>Proposal Contract Term (Years)</b>	
9	<b>Proposal Guaranteed Commercial Operations Date (MM/DD/YYYY)</b>	
10	<b>Does the Project include a Generation Component? (Yes/No)</b>	
10a	If "yes", what is the <b>Project Generation Technology</b>	
10b	<b>Net Energy Potential (NEP) Projection for the Facility (MWh)</b>	
11	<b>Does the Project include an Energy Storage Component? (Yes/No)</b>	
11a	If "yes", what is the <b>Project Energy Storage Technology</b>	
11b	<b>Energy Storage Capability for the Facility (MW and MWh)</b>	
11c	<b>Is the Project capable of claiming the Federal Investment Tax Credit (ITC)? (Yes/No)</b>	

<sup>2</sup> A Project's Net Nameplate Capacity is the net maximum output (MWac) of the Facility at the point(s) of interconnection, whether that maximum is based on: nameplate power rating of energy generating equipment sizing; expected losses in delivery of power to the point(s) of interconnection; and/or any project control system involved in managing the delivery of power to the point(s) of interconnection. This value, subject to verification by the Company, will determine how a project is evaluated relative to the terms and requirements of the RFP, including, but not limited to ability to interconnect to a transmission line. In the applicable Stage 3 Contract, this value will be the default Contract Capacity. For example, in the RDG PPA this is used for the validation of the maximum output levels used to calculate the NEP RFP Projection. For the purposes of calculating the NEP RFP Projection it should be assumed all energy is being delivered directly to the point(s) of interconnection from the renewable resource as it is generated and never in excess of the Project's Net Nameplate Capacity, independent of the existence of any storage device.

<sup>3</sup> Island Number (1 digit); Zone Number (1 digit); Section Number (1 digit); Plat Number (3 digits, add leading zeros if less than 3 digits); Parcel Number (3 digits, add leading zeros if less than 3 digits)

<sup>4</sup> Decimal degrees (YY.YYYYYY, -XXX.XXXXXX) latitude and longitude coordinates of the Point of Interconnection for the project. If there is more than one interconnection point, specify each.



11d	If “yes” (capable of claiming the Federal ITC), <b>what percentage of grid charging of the energy storage system is the Project designed for during the ITC recapture period? (%)</b>	
11e	If “yes” (capable of claiming the Federal ITC), <b>is the Project capable of being 100% charged from the grid after the ITC recapture period? (Yes/No)</b>	
11f	If “no” (not capable of claiming the Federal ITC), <b>is the Project capable of being 100% charged from the grid from the GCOD? (Yes/No)</b>	
12	<b>Is the Project grid-forming capable?</b>	
13	<b>The Proposer hereby certifies that the Project meets all performance attributes identified in Section 2.1 of the RFP? (Yes/No)</b>	
14	<b>The Proposer hereby certifies that no single point of failure from the Facility shall result in a decrease of active power measured at the Facility point of interconnection greater than 30 MW. (Yes/No)</b>	
15	<b>The Proposer hereby certifies that the Proposal (including its pricing elements) is not contingent upon changes to existing County, State or Federal laws or regulations or certain Stage 3 Contract modifications being accepted. (Yes/No)</b>	
16	<b>The Proposer hereby certifies under penalties of perjury that this Proposal has been made in good faith and without collusion or fraud with any other person. As used in this certification, the word “person” shall mean any natural person, business partnership, corporation, union, committee, club, or organization, entity, or group of individuals. (Yes/No)</b>	
17	<b>The Proposer hereby acknowledges that the Company reserves the right, per PUC Order 36536, to select less than the full amount of generation solicited in this RFP in the event that specific Company system needs are revised during the course of the RFP process. (Yes/No)</b>	
18	<b>Does the Proposer accept the contract terms identified in the applicable Model Stage 3 Contract in its entirety? (Yes/No)</b>	
18a	If the response to #18 is “No”, <b>specify the name of the Microsoft Word red-line file that identifies the proposed modifications to the agreement, provided, however, that such proposed modifications shall be limited to targeted revisions to, and not deletions or waivers of, the agreement’s terms, conditions, covenants, requirements or representations.</b>	
19	<b>The Proposer hereby agrees to provide Development Period Security and Operating Period Security as set forth in the applicable model Stage 3 Contract for this Project. (Yes/No)</b>	
20	<b>The Proposer hereby certifies that the Proposer, its parent company, or any affiliate of the Proposer: (1) has <u>not</u> defaulted on a current contract with the Company, unless such default was cured by the contracting Proposer, parent company, or affiliate in an expeditious manner to the satisfaction of the Company; (2) has not had a contract terminated by the Company, which was not reinstated or otherwise superseded by a subsequent contract; or (3) has <u>no</u> pending litigation in which the Proposer, parent company, or affiliate has made claims against the Company which is not subject of a settlement agreement that is currently in effect? (Yes/No)</b>	
21	<b>Is the Proposer (or any partner of the Proposer) an Affiliate of the Company? (Yes/No)</b>	

IPP or Affiliate Proposal Pricing:

[For PV+BESS, Wind+BESS, and Standalone Storage Projects]

22	<b>Lump Sum Payment (\$/Year)</b>	
----	-----------------------------------	--



[For Firm Projects only]

22	<b>Capacity Charge</b> payment (\$/kW/Month)	
23	<b>Energy Charge</b> payment <sup>5</sup> , <b>if any</b> (\$/kWh)	

---

<sup>5</sup> Also called Guaranteed Variable O&M Rate (\$/kWh).

To be filled out in its entirety by any Hawaiian Electric Proposers:

1	<b>Proposer Name (Company Name)</b>	
2	<b>Parent Company/Owner/Sponsor/Business Affiliation/etc.</b>	
3	<b>Project Name</b>	
4	<b>Net Nameplate Capacity (MW)<sup>6</sup></b>	
4a	<b>Installed nameplate capacity: the aggregate sum of the net nameplate active power capabilities of all generator and converter equipment (i.e. storage) installed.</b>	
5	<b>Proposed Facility Location, Street Address if available, or what City/Area on the island is it near</b>	
6	<b>TMK(s) of Facility Location (use 9 digits TMK format)<sup>7</sup></b>	
7	<b>Point of Interconnection's Circuit or Substation Name</b>	
7a	<b>Coordinates for Point(s) of Interconnection (use decimal degrees)<sup>8</sup></b>	
8	<b>Proposal Contract Term (Years)</b>	
9	<b>Proposal Guaranteed Commercial Operations Date (MM/DD/YYYY)</b>	
10	<b>Does the Project include a Generation Component? (Yes/No)</b>	
10a	If "yes", what is the <b>Project Generation Technology</b>	
10b	<b>Net Energy Potential (NEP) Projection for the Facility (MWh)</b>	
11	<b>Does the Project include an Energy Storage Component? (Yes/No)</b>	
11a	If "yes", what is the <b>Project Energy Storage Technology</b>	
11b	<b>Energy Storage Capability for the Facility (MW and MWh)</b>	
11c	<b>Is the Project capable of claiming the Federal Investment Tax Credit (ITC)? (Yes/No)</b>	
11d	If "yes" (capable of claiming the Federal ITC), <b>what percentage of grid charging of the energy storage system is the Project designed for during the ITC recapture period? (%)</b>	
11e	If "yes" (capable of claiming the Federal ITC), <b>is the Project capable of being 100% charged from the grid after the ITC recapture period? (Yes/No)</b>	

<sup>6</sup> A Project's Net Nameplate Capacity is the net maximum output (MWac) of the Facility at the point(s) of interconnection, whether that maximum is based on: nameplate power rating of energy generating equipment sizing; expected losses in delivery of power to the point(s) of interconnection; and/or any project control system involved in managing the delivery of power to the point(s) of interconnection. This value, subject to verification by the Company, will determine how a project is evaluated relative to the terms and requirements of the RFP, including, but not limited to ability to interconnect to a transmission line and validation of the maximum output levels used to calculate the NEP RFP Projection. For the purposes of calculating the NEP RFP Projection it should be assumed all energy is being delivered directly to the point(s) of interconnection from the renewable resource as it is generated and never in excess of the Project's Net Nameplate Capacity, independent of the existence of any storage device. In the applicable Stage 3 Contract, this value will be the default Contract Capacity.

<sup>7</sup> Island Number (1 digit); Zone Number (1 digit); Section Number (1 digit); Plat Number (3 digits, add leading zeros if less than 3 digits); Parcel Number (3 digits, add leading zeros if less than 3 digits)

<sup>8</sup> Decimal degrees (YY.YYYYYY, -XXX.XXXXXX) latitude and longitude coordinates of the Point of Interconnection for the project. If there is more than one interconnection point, specify each.

11f	If “no” (not capable of claiming the Federal ITC), is the Project capable of being 100% charged from the grid from the GCOD? (Yes/No)	
12	Is the Project grid-forming capable?	
13	The Proposer hereby certifies that the Project meets all performance attributes identified in Section 2.1 of the RFP? (Yes/No)	
14	The Proposer hereby certifies that no single point of failure from the Facility shall result in a decrease of active power measured at the Facility point of interconnection greater than 30 MW. (Yes/No)	
15	The Proposer hereby certifies that the Proposal (including its pricing elements) is not contingent upon changes to existing County, State or Federal laws or regulations or certain Stage 3 Contract modifications being accepted. (Yes/No)	
16	The Proposer hereby certifies under penalties of perjury that this Proposal has been made in good faith and without collusion or fraud with any other person. As used in this certification, the word “person” shall mean any natural person, business partnership, corporation, union, committee, club, or organization, entity, or group of individuals. (Yes/No)	
17	The Proposer hereby acknowledges that the Company reserves the right, per PUC Order 36536, to select less than the full amount of generation solicited in this RFP in the event that specific Company system needs are revised during the course of the RFP process. (Yes/No)	
18	Does the Proposer accept the contract terms identified in the applicable model Stage 3 Contract in its entirety? (Yes/No)	
18a	If the response to #18 is “No”, specify the name of the Microsoft Word red-line file that identifies the proposed modifications to the agreement, provided, however, that such proposed modifications shall be limited to targeted revisions to, and not deletions or waivers of, the agreement’s terms, conditions, covenants, requirements or representations.	

19	<b>Year (YYYY)</b>	<b>Project Capital Cost (\$)</b>
20	<b>Year (YYYY)</b>	<b>O&amp;M Cost (\$)</b>
21	<b>Year (YYYY)</b>	<b>Annual Revenue Requirement (\$)</b>

Extend the table for questions 19, 20, and 21 for as many years as needed.

## 2.1 REQUIRED FORMS ACCOMPANYING PROPOSAL PDF

The following forms must accompany each proposal, attached to the Proposal PDF, and uploaded via the “2. Upload Documents” tab:

- Document signed by an officer or other Proposer representative **authorizing the submission** of the Proposal.
- Fully executed Stage 3 **Mutual Confidentiality and Non-Disclosure Agreement** (Appendix E to the RFP, may be downloaded from the “1. Download Documents” tab in the Electronic Procurement Platform).
- **Certificate of Vendor Compliance** for the Proposer.
  - **Certificate of Good Standing** for the Proposer and **Federal and State tax clearance certificates** for the Proposer may be provided in lieu of the Certificate of Vendor Compliance.
- **Certification of Counsel for Proposer**, if applicable. (See Appendix B Attachment 1.)
- **Pro Forma Cashflow** sheet for each Proposal variation. (See Section 2.3.2.2 and Appendix B Attachment 7.)
- Completed applicable **Project Interconnection Data Request worksheet** for the proposed technology and, **project diagram(s). Models for equipment and controls, list(s)** identifying components and **respective files** (for inverters and power plant controller), and **complete documentation with instructions** as specified in the Data Request worksheet shall be submitted within the respective timeframes specified in Section 5.1 of the RFP.<sup>9</sup> (See Section 2.11.1 below)
- [For Hawaiian Electric Proposals Only] **Hawaiian Electric Proposal Team Certification Form**. See Appendix G Attachment 1.
- [For Hawaiian Electric Proposals Only] **Revenue Requirements Worksheets** that support the annual revenue requirements estimates shall be submitted. A starter revenue requirements template file can be requested by the Hawaiian Electric Proposal Team via email to the RFP Email Address once the RFP event opens. The revenue requirements worksheets submitted will be customized by the Hawaiian Electric Proposal Team to reflect the details of the Project’s Proposal. All assumptions used will be reflected in an assumptions input tab.

## 2.2 PROPOSAL SUMMARY/CONTACT INFORMATION

2.2.1 Provide a **primary point of contact** for the Proposal being submitted:

- Name
- Title
- Mailing Address
- Phone Number
- Email Address – this will be the official communication address used during the RFP process

---

<sup>9</sup> If the Models, lists, respective files and complete documentation are not submitted with the Proposal upload, they shall be submitted via PowerAdvocate’s Messaging as attachments within the respective timeframes specified in Section 5.1 of the RFP.

2.2.2 **Executive Summary of Proposal.** The executive summary must include an approach and description of the important elements of the Proposal, including variation descriptions if variations to the base variation are being submitted. Refer to Section 1.8.2 and 1.8.3 of the RFP for an explanation of minor variations allowed. If variations to the base variation are proposed, a **table summarizing the differences among the variations** shall be included in this section.

2.2.3 **Pricing information.** Pricing information must be filled out in the Section 2.0 Proposal Summary Table above. If variations to the base variation are proposed, each variation's pricing summary must be identified in a similar pricing table in Sections 3, 4, and 5 as applicable. Proposers must provide pricing information only in those table sections – do not embed pricing information in any other portion of the Proposal PDF. Cost information is allowed in the Pro Forma Cashflow sheet that is submitted with each Proposal variation. **[For Hawaiian Electric Proposals Only]** Cost information is allowed in the Revenue Requirements Worksheet that supports the annual revenue requirements estimates.

2.2.4 Provide a **high-level overview of the proposed Facility**, including at a minimum the following information:

- Installed Nameplate Capacity ( $MW_{AC}$  and  $MW_{DC}$ )
- Net Nameplate Capacity of the Facility at the Point(s) of Interconnection ( $MW_{AC}$ ) (see Section 2.0 for definition)
- Identified Available MW Capacity at the Point(s) of interconnection ( $MW_{AC}$ ).
- Identify the source from where the Available MW Capacity value was acquired (e.g., Company's response to Proposer's inquiry on X date).

Projects that include a generation component must specify:

- Technology Type
- Number of Generators
- Rated Output of each Generator
- Generator Facility Design Characteristics
- Fuel Source for Generation

Generation projects that include a storage component or stand-alone storage projects must specify:

- Technology Type (e.g., lithium ion battery)
- Interconnection type (AC or DC)
- BESS Contract Capacity (MW / MWh), as defined in the applicable contract
- Operational Limitations, such as, but not limited to: grid charging limits (with respect to ITC), energy throughput limits (daily, monthly, annually), Stage of Charge ("SOC") restrictions (min/max SOC while at rest (not charging/discharging)), etc. Proposed Operational Limits cannot be in conflict with the energy discharge requirement in Section 1.2 of the RFP. If such a conflict is identified, the Proposal may be disqualified.
- Round Trip Efficiency ("RTE"). Specify a single value (percentage) that the Facility is required to maintain throughout the term of the applicable contract. The RTE must consider and reflect:
  - the technical requirements of the Facility (as further set forth in the applicable contract);
  - that the measurement location of charging and discharging energy is at the Point of Interconnection;
  - electrical losses associated with the point of interconnection measurement location;

- any auxiliary and station loads that need to be served by BESS energy during charge and discharge that may not be done at BESS Contract Capacity or over a fixed duration; and
- that the data used to validate the RTE will be captured during a full charge cycle (0%-100% SOC) directly followed by a full discharge cycle (100%-0% SOC).
- Number of charge/discharge cycles per year the storage component is capable of
- Allowed Losses (kWh/24-hour period)
- Describe any augmentation plans for the storage component to maintain the functionality and characteristics of the storage during the term of the applicable contract. Include any expected interval of augmentation (months/years).
- Estimated useful life of the storage component (including augmentation if used) (years)
- For generation coupled with energy storage, described the Allowed Percentage of Storage Component's charging that can come from the System Grid, if any, and any conditions of charging (when, percentage of annual total energy input, etc.)

Firm generation projects that operate on fuel must:

- Specify if the Proposer agrees to commit to provide the fuel for the entire proposed term of the Firm PPA? (yes/no)
- Provide a guaranteed heat rate curve for the Facility must be provided with your Proposal. The guaranteed heat rate curve must be specified as a three-term second-order polynomial.
- Specify and describe any minimum monthly/quarterly/annual fuel purchases required in your fuel contract, or specify if no minimum fuel purchase is required.
- Specify and describe any minimum loads or minimum up-times that are driven by the technical and operational capabilities of your Facility, or specify if there is no minimum.
- Fuel storage design and fuel storage plan must be provided that will ensure sufficient fuel on Maui to operate your Facility for at least 30 days based on expected dispatch of the Project.
- Provide evidence that the fuel will be secured for the duration of the Firm PPA term. [For Biofuel fuel source Projects] Provide evidence of a fuel supply for at least the first 3 years of the Firm PPA term.
- Provide an approximate number of days per year of planned maintenance.
- Provide applicable operational constraints if known. (e.g. hot / cold start times, start-up fuel requirements, start-up and shut-down sequence, operational constraints for environmental compliance, noise restrictions, etc.)
- Provide your Facility's ramp rate (MW/min) or point to where information is located if provided in another part of your Proposal.
- [For Biofuel fuel source Projects] Provide a biofuel price forecast with your Proposal.

## 2.3 FINANCIAL

Provide the following financial information identified below. As specified in the General Instructions in Section 1.0 above, all information (including attachments) must be provided in English, be provided in U.S. Dollars and use U. S. credit ratings.

### 2.3.1 Identification of Equity Participants

2.3.1.1 Who are the **equity participants** in the Project (or the equity partners' other partners)?

2.3.1.2 Provide an **organizational structure** for the Proposer including any general and limited partners and providers of capital that identifies:

- Associated responsibilities from a financial and legal perspective
- Percentage interest of each party

2.3.2 Project Financing

2.3.2.1 **How will the Project be financed** (including construction and term financing)? Address at a minimum:

- The Project's projected financial structure
- Expected source of debt and equity financing

2.3.2.2 Complete the **Pro Forma Cashflow** sheet for each proposal variation (base and optional variations). Should any conflict arise between the information provided in the Pro Forma Cashflow sheet or the Proposal PDF, the Proposal PDF shall take precedence. The Pro Forma Cashflow template can be downloaded from the "1. Download Documents" tab in the Electronic Procurement Platform. The file is labelled as Appx B Att 7 Pro Forma.

2.3.2.3 Discuss and/or provide **supporting information on any project financing guarantees**.

2.3.2.4 Describe any **written commitments obtained from the equity participants**.

2.3.2.5 Describe any **conditions precedent to project financing**, and the Proposer's plan to address them, other than execution of the Stage 3 Contract or any other applicable project agreements and State of Hawaii Public Utilities Commission approval of the Stage 3 Contract and other agreements.

2.3.2.6 Provide any **additional evidence to demonstrate that the Project is financeable**.

2.3.3 Project Financing Experience of the Proposer

Describe **the project financing experience of the Proposer** in securing financing for projects of a similar size (i.e., no less than two-thirds the size) and technology as the one being proposed including the following information for any referenced projects:

- Project Name
- Project Technology
- Project Size
- Location
- Date of Construction and Permanent Financing
- Commercial Operations Date
- Proposer's Role in Financing of the Project
- Off-taker
- Term of the Interconnection Agreement
- Financing Structure
- Major Pricing Terms

- Name(s) of Finance Team Member(s); Time (i.e., years, months) worked on the project and Role/Responsibilities

#### 2.3.4 Evidence of the Proposer's Financial Strength

2.3.4.1 Provide **copies of the Proposer's audited financial statements** (balance sheet, income statement, and statement of cash flows):

- Legal Entity
  - Three (3) most recent fiscal years
  - Quarterly report for the most recent quarter ended
- Parent Company
  - Three (3) most recent fiscal years
  - Quarterly report for the most recent quarter ended

2.3.4.2 Provide the **current credit ratings** for the Proposer (or Parent Company, if not available for Proposer), affiliates, partners, and credit support provider:

- Standard & Poor's
- Moody's
- Fitch

2.3.4.3 Describe any **current credit issues** regarding the Proposer or affiliate entities raised by rating agencies, banks, or accounting firms.

2.3.4.4 Provide any **additional evidence that the Proposer has the financial resources and financial strength** to complete and operate the Project as proposed.

2.3.5 Provide **evidence** that the Proposer can **provide the required securities**

2.3.5.1 Describe the Proposer's **ability (and/or the ability of its credit support provider) and proposed plans to provide the required securities** including:

- Irrevocable standby letter of credit
- Sources of security
- Description of its credit support provider

2.3.6 Disclosure of Litigation and Disputes

Disclose any **litigation, disputes, and the status of any lawsuits or dispute resolution** related to projects owned or managed by the Proposer or any of its affiliates.

2.3.7 State to the best of the Proposer's knowledge: Will the Project result in **consolidation** of the Developer entity's finances onto the Company's financial statements under FASB 810. **Provide supporting information** to allow the Company to verify such conclusion.

## 2.4 CONTRACT EXCEPTIONS

2.4.1 **State whether the Proposer accepts the contract terms identified in the model Stage 3 Contract** in its entirety or if modifications to the model agreements are proposed. If Proposers elect to propose modifications to the applicable Stage 3 Contract, **identify the name of the Microsoft Word red-line**



**file** in the proposal submission that offers the proposed modifications to the model language that the Proposer is agreeable to.

2.4.2 Proposers electing to propose modifications must **provide a Microsoft Word red-line version of the applicable Stage 3 Contract** identifying specific proposed modifications to the model language that the Proposer is agreeable to and a detailed explanation and supporting rationale for each modification. General comments, drafting notes and footnotes such as “parties to discuss” are unacceptable and will be considered non-responsive.

Proposers that do not upload redlines of the applicable Stage 3 Contract with their Proposal submission will be deemed to have accepted the Model Stage 3 Contract in its entirety. If no modifications are proposed, please state in this section “no modifications to the Model Stage 3 Contract”.

As set forth in RFP Section 3.8.6.1, proposed modifications to the Stage 3 Contract will be subject to negotiation between the Company and the Final Award Group and should not be assumed to have been accepted either as a result of being selected to the Final Award Group or based on any previously executed PPA.

## 2.5 SITE INFORMATION

2.5.1 The Proposal must demonstrate that the Proposer has Site Control for all real property required for the successful implementation of a specific Proposal at a Site not controlled by the Company, including any Interconnection Facilities for which the Proposer is responsible. In addition, developmental requirements and restrictions such as zoning of the Site and the status of easements must be identified. **Proposer must provide documentation set forth in RFP Section 4.3 to prove Site Control.**

2.5.2 Provide a **map of the Project site** that clearly identifies:

- Location of the parcel on which the site is located
- Tax map key number (9-digit format: Island Number (1 digit), Zone Number (1 digit), Section Number (1 digit), Plat Number (3 digits, add leading zeros if less than 3 digits), Parcel Number (3 digits, add leading zeros if less than 3 digits)
- Site boundaries (if the site does not cover the entire parcel)
- Total acreage of the site
- Point(s) of Interconnection
- Relationship of the site to other local infrastructure
- Existing easements encumbering the parcel on which the site is located

2.5.3 Provide a **site layout plan** which illustrates:

- Proposed location of all equipment
- Proposed location of all facilities on the site, including any proposed line extensions

2.5.4 Describe the **Interconnection route** and include:

- Site sketches of how the facility will be interconnected to the Company’s System (above-ground and/or underground).

- Identify the approximate latitude and longitude of the proposed Point of Interconnection, in decimal degrees format, to six (6) decimal places.
- Description of the rationale for the interconnection route.

2.5.5 Identify **any rights-of-way or easements** that are required for access to the site or for interconnection route:

- Describe the status of rights-of-way or easement acquisition.
- Describe the detailed plan for securing the necessary rights-of-way or easement, including the proposed timeline and any evidence of any steps taken to date. Proposers must provide a credible and viable plan for obtaining such rights-of-way or easement(s), including the proposed timeline, the identification of all steps necessary to obtain such right-of-way or easement(s), and evidence of any steps taken to date. In addition, developmental requirements and restrictions such as zoning of the Site and the status of easements must be identified.

2.5.6 Provide the following information related to **land use and impervious cover**<sup>10</sup> of the proposed Project:

- **Land use map** including current zoning of the proposed Project site and adjacent properties; indicate percentage of the proposed Project site for each zoning type identified.
- **Map depicting existing impervious cover** of the proposed Project site; include the current percentage of impervious cover of the utilized area for the proposed Project.
- **Map depicting final impervious cover** of the proposed Project site; include the proposed percentage of impervious cover of the utilized area for the proposed Project.
- If the proposed Project is on reclaimed land, such as brownfield,<sup>11</sup> included a **complete description of the reclaimed land and any current land use restrictions**.

## 2.6 ENVIRONMENTAL COMPLIANCE AND PERMITTING PLAN

Scoring of proposals for the non-price evaluation criteria of this section will be based on the completeness and thoroughness of responses to each of the criteria listed below. The Company recommends that each Proposal incorporate the list below as an outline together with complete and thorough responses to each item in the list. Proposals that closely follow this recommendation will typically be awarded higher scores than proposals that do not.

2.6.1 Describe your **overall land use and environmental permits and approvals strategy** and approach to obtaining successful, positive results from the agencies and authorities having jurisdiction, including:

- Explanation of the conceptual plans for siting
- Studies/assessments
- Permits and approvals

---

<sup>10</sup> As defined by the EPA ([8 Tools of Watershed Protection in Developing Areas | Watershed Academy Web | US EPA](#)), impervious cover is “the sum total of all hard surfaces within a watershed including rooftops, parking lots, streets, sidewalks, driveways, and surfaces that are impermeable to infiltration of rainfall into underlying soils/groundwater.”

<sup>11</sup> As defined by the EPA ([Overview of EPA's Brownfields Program | US EPA](#)), brownfield is “a property, the expansion, redevelopment, or reuse of which may be complicated by the presence or potential presence of a hazardous substance, pollutant, or contaminant.”

- Gantt format schedule which identifies the sequencing of permit application and approval activities and critical path. (Schedule must be in MM/DD/YY format.)

2.6.2 Discuss the **city zoning and state land use classification**:

- Identify present and required zoning and the ability to site the proposed Project within those zoning allowances.
- Identify present and required land use classifications and the ability to site the proposed Project within those classifications.
- Provide evidence of proper zoning and land use classifications for selected site and interconnection route.
- If changes in the above are required for the proposed Project, provide a plan and timeline to secure the necessary approvals.

2.6.3 Identify all required discretionary and non-discretionary **land use, environmental and construction permits, and approvals** required for development, financing, construction, and operation of the proposed Project, including but not limited to zoning changes, Environmental Assessments, and/or Environmental Impacts Statements.

Provide a **listing of such permits and approvals** indicating:

- Permit Name
- Federal, State, or Local agencies and authorities having jurisdiction over the issuance
- Status of approval and anticipated timeline for seeking and receiving the required permit and/or license
- Explanation of your basis for the assumed timeline
- Explain any situation where a permit or license for one aspect of the Project may influence the timing or permit of another aspect (e.g. a case where one permit is contingent upon completion of another permit or license), if applicable.
- Explain your plans to secure all permits and approvals required for the Project.

2.6.4 Provide a **preliminary environmental assessment of the site** (including any pre-existing environmental conditions) and potential short- and long-term **impacts** associated with, or resulting from, the proposed Project – including direct, indirect, and cumulative impacts associated with development, construction, operation, and maintenance of the proposed Project in every area identified below. Discuss if alternatives have been or will be considered. The assessment shall also include Proposer's short- and long-term plans to mitigate such impacts and explanation of the mitigation strategies for, but not limited to, each of the major environmental areas as presented below:

- Natural Environment
  - Air quality
  - Biology (Natural habitats and ecosystems, flora/fauna/vegetation, and animals, especially if threatened or endangered)
  - Climate
  - Soils
  - Topography and geology
- Land Regulation
  - Land Uses, including any land use restrictions and/or pre-existing environmental conditions/contamination
  - Flood and tsunami hazards (including the site's flood zone based on the Hawaii Department of Land and Natural Resources flood map)
  - Noise

- Roadways and Traffic
- Utilities
- Socio-Economic Characteristics
- Aesthetic/Visual Resources
- Solid Waste
- Hazardous Materials
- Water Quality
- Public Safety Services (Police, Fire, Emergency Medical Services)
- Recreation
- Potential Cumulative and Secondary Impacts

2.6.5 Provide a **decommissioning plan**, including:

- Developing and implementing program for recycling to the fullest extent possible, or otherwise properly disposing of installed infrastructure, if any, and
- Demonstrating how restoration of the Site to its original ecological condition is guaranteed in the event of default by the Proposer in the applicable Site Control documentation.

2.6.6 Explain how the Proposer intends to reduce carbon emissions from the proposed facility? If the Proposer does not intend to reduce carbon emissions, state that.

[To Be Specified – The Company will provide emissions factors for different renewable generation technologies based on publicly available industry data, and Proposers will use the applicable factor to perform a high-level calculation of lifecycle carbon emissions for the proposed Project. An update will be provided in the next draft of this RFP.]

## 2.7 CULTURAL RESOURCE IMPACTS

2.7.1 Provide a **proposal to ensure cultural sites are identified and carefully protected** as part of a cultural impact plan as it pertains to the Project Site and interconnection route. This proposal must include at a minimum:

- An initial analysis that identifies:
  - 1) valued cultural, historical, or natural resources in the area in question, including the extent to which traditional and customary native Hawaiian rights are exercised in the area;
  - 2) the extent to which those resources – including traditional and customary native Hawaiian rights – will be affected or impaired by the proposed action; and
  - 3) the feasible action, if any, to be taken to reasonably protect any identified cultural, historical, or natural resources in the area in question, and the reasonable protection of traditional and customary native Hawaiian rights in the affected area.
- Proposer’s experience with cultural resource impacts on past projects
- Consultant’s experience with cultural resource impacts on past projects (name, firm, relevant experience)
- Status of the cultural impact plan (including, but not limited to: Cultural Impact Assessment, Cultural Landscape Study, Cultural Resource Management Plan, Ethnographic Survey, Consultation on Section 106 Process, and/or Traditional Cultural Property Studies)

2.7.2 Archaeological Literature Review of existing cultural documentation filed with the State Historic Preservation Division and a Field Inspection Report which identifies any known archaeological and/or historical sites within the project area. If sites are found, Proposers must provide a plan for mitigation from an archaeologist licensed in the State of Hawaii.

## 2.8 COMMUNITY OUTREACH

Gaining community support is an important part of a Project's viability and success. An effective Community Outreach Plan will call for early meaningful communications with stakeholders and will reflect a deep understanding and respect for the community's desire for information. The public meeting and comment solicitation process described in Section 5.3 of the RFP is intended to support that premise and the Commission's desire to increase bid transparency within the RFP process. When developers neglect to demonstrate transparency and a willingness to engage in early and frequent communication with Hawaii's communities, costly and timely challenges to their projects have resulted. In some instances, projects have failed. Incorporating transparency during the competitive bidding phase may seem unconventional, but it has become an essential community expectation. Developers must share information and work with communities to address concerns through careful listening, thoughtful responsiveness, and a commitment to respect the environmental and cultural values of Hawai'i. Comprehensive and proactive community outreach will be imperative in order to compose a Community Benefits Package that is relevant and meaningful to the project's host community.

2.8.1 Provide a **detailed Community Outreach Plan** to work with and inform neighboring communities and stakeholders and to provide them timely information during all phases of the Project. The plan shall address, but not be limited to, the following items:

- Project description
- Community scoping
- Project benefits
- Government approvals
- Development process
- Identification of communities and other stakeholders that may be affected by the proposed Project:
  - How will they be affected?
  - What mitigation strategies will the Proposer implement?
- Community benefits package (documentation):
  - A documented community benefits package highlighting the distribution of funds must be developed by Proposers for Hawaiian Electric's review and approval.
    - This document will be made public on each Proposer's website and must demonstrate how funds will directly address needs in the host community to benefit community members.
    - The community benefits package must include documentation of each Proposer's community consultation and input collection process to define host community needs and how funds will enable community-supported actions and/or programs aimed at addressing those needs.
    - Preference will be given to Proposers that commit to setting aside a larger amount or commit to providing other benefits (including but not limited to

creating local jobs, payment of prevailing wages, or improving community infrastructure).

- Specify the amount of funds (\$) that the Proposer will commit on an annual basis to provide as community benefits. As described in Section 4.4.2 of the RFP, at a minimum, Proposers should commit to setting aside \$3,000 per MW, up to \$200,000 per year, for community benefits.
- These shall be donated to address specific needs identified by the host community, or to a 501(c)(3) not-for-profit community-based organization(s) to directly address host community-identified needs.
- Proposers may choose to identify and select an eligible non-profit organization to serve as the administrator responsible for ensuring the project's community benefit is appropriately disbursed for the duration of the contract term. Should a Proposer need an example of the use of a community benefit funding host, the Company will provide such example(s) upon request.
  - If Proposers opt to work with a 501(c)(3) non-profit organization(s) to host and distribute community benefit funding, the names of the organization(s) must be provided with documentation 90 calendar days upon signing of the applicable Stage 3 Contract.
    - Name of non-profit organization(s)
    - Letter from non-profit organization, signed by organization's executive and Board Chair agreeing to serve as community benefit fund administrator for the duration of the contract term
    - Relevant experience of non-profit
    - Years of existence of non-profit
  - Any other community benefits (in addition to community funding) that will provide direct benefit to the Project's host community
- Construction related updates
  - Plan for reporting construction schedules and activities, including resulting impacts (ex. traffic, noise, and dust) and proper mitigation plans beginning at least one month prior to the start of scheduled work
- Local labor and prevailing wage commitment (if any)
- Comprehensive communication strategy with affected communities and the general public regarding the proposed Project:
  - Describe frequency of communication
  - Provide timeline
  - Provide source of information
  - Identify communication outlets
  - Describe opportunities, if any for affected communities and general public to provide the developer with feedback and comments on the proposed Project
- Outreach experience

Proposers are reminded of RFP Section 3.4.2 including the provision of Proposals must provide all referenced material if it is to be considered during the Proposal evaluation.

2.8.2 Provide any **documentation of local community support or opposition** including any letters from local organizations, newspaper articles, or communications from local officials.

2.8.3 Provide a **description of community outreach efforts** already taken or currently underway, including the names of organizations and stakeholders contacted about the proposed Project and indicate if contact was successful.

2.8.4 Describe any anticipated or negotiated investment in the community and other **community benefits** that the Proposer proposes to provide in connection with the Project, along with an estimated value of the community benefits in dollars (including the cost to Proposers providing the benefits and supporting details on how those costs and benefits were derived).

2.8.5 All Proposers selected to the Final Award Group must display the below table of information on their website as described in Section 5.3 of the RFP to provide communities Project information that is of interest to them in a standard format. All information in this table must be included in all community presentations in addition to the Proposer’s project website.

### **PROJECT SUMMARY AND COMMUNITY OUTREACH PLAN**

*	Proposer Name (Company name)	
*	Parent Company/Owner/Sponsor/Business Affiliation/etc.	
*	Project Name	
*	Project Capacity (MW) (must match Proposal information)	
*	Proposed Facility Location, Street Address if available, or what City/Area on the island it is near	
*	TMK(s) of Facility Location (must match Proposal information)	
*	Point of Interconnection’s Circuit (must match Proposal information)	
*	Project Description (in 200 words or less)	<i>(A description that includes information about the project that will enable the community to understand the impact that the Project might have on the community.)</i>
*	Project site map	<i>(provide a map similar to what was provided in Section 2.5.2)</i>
*	Site layout plan	<i>(provide a layout similar to what was provided in Section 2.5.3)</i>
*	Interconnection route	<i>(provide a map of the route similar to what was provided in Section 2.5.4)</i>
<b>Environmental Compliance and Permitting Plan</b>		
*	Overall land use and environmental permits and approvals strategy	<i>(provide information in level of detail as provided in Section 2.6.1)</i>
*	Gantt format schedule which identifies the sequencing of permit applications and approval activities and critical path. Schedule must be in MM/DD/YY format)	<i>(provide information in level of detail as provided in Section 2.6.1)</i>
*	City Zoning and Land Use Classification	<i>(provide information in level of detail as provided in Section 2.6.2)</i>



*	Discretionary and non-discretionary Land use, environmental and construction permits and approvals	<i>(provide information in level of detail as provided in Section 2.6.3)</i>
*	Listing of Permits and approvals	<i>(provide information in level of detail as provided in Section 2.6.3)</i>
*	Preliminary environmental assessment of the Site (including any pre-existing environmental conditions)	<i>(provide information in level of detail as provided in Section 2.6.4)</i>
<b>Cultural Resource Impacts</b>		
*	Proposer’s updated Community Outreach Plan must include a plan that (1) identifies any cultural, historic or natural resources that will be impacted by the Project (2) describes the potential impacts on these resources and (3) identifies measures to mitigate such impacts.	<i>(provide information in level of detail as provided in Section 2.7)</i>
<b>Community Outreach</b>		
*	Detailed Community Outreach Plan	<i>(provide key information from Community Outreach Plan as specified in Section 2.8.1 or provide a link to updated comprehensive Community Outreach Plan)</i>
*	Local community support or opposition	<i>(provide latest comprehensive information)</i>
*	Community outreach efforts	<i>(provide latest comprehensive information)</i>
*	Community benefits	<i>(provide latest comprehensive information)</i>

## 2.9 OPERATIONS AND MAINTENANCE (O&M)

2.9.1 To demonstrate the long-term operational viability of the proposed Project, describe the **planned operations and maintenance**, including:

- Operations and maintenance funding levels, annually, throughout the term of the contract.
- Description of the operational requirements by frequency (daily, weekly, monthly, yearly, as-necessary, run hour interval) and maintenance requirements by frequency (daily, weekly, monthly, yearly, as-necessary, run hour interval).
- A discussion of the staffing levels proposed for the Project and location of such staff. If such staff is offsite, describe response time and ability to control the Project remotely.
- Technology specific maintenance experience records.
- Identification of any O&M providers.
- The expected role of the Proposer (Owner) or outside contractor.
- Scheduling of major maintenance activity.
- Plan for testing equipment.
- Estimated life of Generation and/or Storage Facilities and associated Interconnection Facilities.
- Safety plan, including historical safety records with environmental history records, violations, and compliance plans.



- Security plan.
- Site maintenance plan.
- Substation equipment maintenance plan.

2.9.2 State whether the Proposer would **consider 24-hour staffing**. Explain how this would be done.

2.9.3 Describe the **Proposer's contingency plan**, including the Proposer's mitigation plans to address failures. Such information should be described in the Proposal to demonstrate the Project's reliability with regard to potential operational issues.

2.9.4 Describe if the Proposer will **coordinate their maintenance schedule** for the Project with the Company's annual planned generation maintenance. See Article 5 of the Model Stage 3 Contract.

2.9.5 Describe the **status of any O&M agreements or contracts** that the Proposer is required to secure. Include a discussion of the Proposer's plan for securing a long-term O&M contract.

2.9.6 Provide **examples of the Proposer's experience with O&M services** for other similar projects.

## 2.10 PERFORMANCE STANDARDS

2.10.1 Design and operating information. Provide a **description of the project design**. Description shall include:

- Configuration description, including conceptual or schematic diagrams
- Overview of the Facility Control Systems – central control and inverter- or resource-level control
- Diagrams approved by a Professional Electrical Engineer registered in the State of Hawai'i, indicated by the presence of the Engineer's Professional seal on all drawings and documents. Including but not limited to:
  - A single-line diagram, relay list, trip scheme and settings of the generating facility, which identifies the Point of Interconnection, circuit breakers, relays, switches, synchronizing equipment, monitoring equipment, and control and protective devices and schemes.
  - A three-line diagram which shows the Point of Interconnection, potential transformer (PT) and current transformer (CT) ratios, and details of the generating facility configuration, including relays, meters and test switches.

2.10.1.1 For Generation Facilities, provide the projected **hourly annual energy potential production profile of the Facility<sup>12</sup> (24 hours x 365 days, 8760 generation profile)** for the provided RFP NEP Projection.

2.10.1.2 Provide the **sample rate of critical telemetry** (i.e. frequency and voltage) based on inputs to the facility control systems.

---

<sup>12</sup> The projected hourly annual energy production profile is the projected output from the generating facility without curtailment and before any energy is directed to an energy storage component, if one will be provided.

2.10.1.3 Provide a description of the Facility's **capability to be grid-forming and have black start capability**.

2.10.1.4 Provide the explanation of the methodology and underlying **information used to derive the Project's NEP RFP Projection**, including the preliminary design of the Facility and the typical meteorological year file used to estimate the Renewable Resource Baseline, as required in Article 6.6 of the applicable model Stage 3 Contract. The explanation of the methodology should include, but not be limited to, the long-term resource data used, the gross and net generation MWh, and assumptions (loss factors, uncertainty values, any grid or project constraints).

2.10.2 **Capability of Meeting Performance Standards.** The proposed Facility must meet the performance attributes identified in this RFP and the Performance Standards identified in the applicable Stage 3 Contract. Provide **confirmation that the proposed Facility will meet the requirements identified in the model Stage 3 Contract** or provide clarification or comments about the Facility's ability to meet the performance standards. Proposals should include sufficient documentation to support the stated claim that the Facility will be able to meet the Performance Standards. The Proposal should include information required to make such a determination in an organized manner to ensure this evaluation can be completed within the evaluation review period.

2.10.3 **Reactive Power Control:** Provide the facility's ability to meet the Reactive Power Control capabilities, including Voltage Regulation at the point of interconnection, required in the Performance Standards, including contribution from the inverters of generation and/or storage and means of coordinating the response. Provide the inverter capability curve(s). Confirm ability to provide reactive power at zero active power.

2.10.4 **Ramp Rate** for Generation Facilities: Confirm the ability to meet the ramp rate requirement specified in the Model Stage 3 Contract.

2.10.5 **Undervoltage ride-through:** Provide the facility's terminal voltage level(s) and elapsed time at which the facility will disconnect from the utility system during the disturbance, if any. Confirm the ability to meet ride-through requirements and include supporting documentation regarding inverter design, control parameters, etc.

2.10.6 **Overvoltage ride-through:** Provide the facility's terminal voltage level(s) and elapsed time at which the facility will disconnect from the utility system during the disturbance, if any. Confirm the ability to meet ride-through requirements and include supporting documentation regarding inverter design, control parameters, etc.

2.10.7 **Transient stability ride-through:** Provide the facility's ability to stay online during Company System: (1) three-phase fault located anywhere on the Company System and lasting up to \_\_ cycles; and (2) a single line to ground fault located anywhere on the Company System and lasting up to \_\_ cycles. Provide the Facility's ability to withstand subsequent events.

2.10.8 **Underfrequency ride-through:** Provide the facility's terminal frequency level(s) and elapsed time at which the facility will disconnect from the utility system during the disturbance, if any. Confirm the ability to meet ride-through requirements and include supporting documentation regarding inverter design, control parameters, etc.

2.10.9 **Overfrequency ride-through:** Provide the facility's terminal frequency level(s) and elapsed time at which the facility will disconnect from the utility system during the disturbance, if any. Confirm the ability to meet ride-through requirements and include supporting documentation regarding inverter design, control parameters, etc.

2.10.10 **Frequency Response:** Provide the facility's frequency response characteristics as required by the model Stage 3 Contract, including time of response, tunable parameters, alternate frequency response modes and means of implementing such features.

2.10.11 **Auxiliary Power Information:** Proposer must provide the maximum auxiliary power requirements for:

- Start-up
- Normal Operations (from generator)
- Normal Operating Shutdown
- Forced Emergency Shutdown
- Maintenance Outage

2.10.12 **Coordination of Operations:** Provide a description of the control facilities required to coordinate generator operation with and between the Company's System Operator and the Company's System.

- Include a description of the equipment and technology used to facilitate dispatch to the Company and communicate with the Company.
- Include a description of the control and protection requirements of the generator and the Company's System.

2.10.13 **Cycling Capability:** Describe the Facility's ability to cycle on/off and provide limitations.

2.10.14 **Active Power Control Interface:** Describe the means of implementing active power control and the Power Possible, including the contribution to the dispatch signal from paired storage, if any. Provide the Proposer's **experience** dealing with active power control, dispatch, frequency response, and ride-through.

2.10.15 Provide the details of the **major equipment** (e.g., batteries, inverters, battery management system), including, but not limited to, name of manufacturer, models, key metrics, characteristics of the equipment, and performance specifications.

2.10.16 **Energy Storage performance standards:** For stand-alone storage projects or generation projects that include a storage component, provide additional performance standard descriptions as follows:

- MWh storage output for a full year
- Ramp Rate: Provide the Facility's ramp rate, which should be no more than 2 MW/minute for all conditions other than those under control of the Company System Operator and/or those due to desired frequency response.
- System Response Time – Idle to Design Maximum (minutes)
- Discharge Start-up time (minutes from notification)
- Charge Start-up time (minutes from notification)
- Start and run-time limitations, if any

- Ancillary Services provided, if any (i.e. Spinning Reserves, Non-Spinning Reserves, Regulation Up, Regulation Down, Black Start capability, other )

2.10.17 Provide the description and details of the **grid-charging capabilities of the Facility**. Include a description on the ability to control the charging source.

## 2.11 INTERCONNECTION REQUIREMENT STUDY

2.11.1 Provide the appropriate completed **Project Interconnection Data Request worksheets** for the proposed technology with the Proposal submission. (The worksheets can be found in the Electronic Procurement Platform’s “1. Download Documents” tab as S3 HI Appx B - Att 2a Data Request (PV\_BEES) 2021-09-13.xls, S3 HI Appx B - Att 2b Data Request (Wind) 2020-08-28.xls or S3 HI Appx B - Att 2c Data Request (Sync Gen) 2021-03-17.xls MSEXcel files.) Standalone Storage Projects will use the S3 HI Appx B - Att 2a Data Request (PV\_BEES) 2021-09-13.xls worksheet and omit the PV sections.

2.11.2 Also provide all **project single line and three line diagram(s)** with the Proposal submission.

2.11.3 **Models for equipment and controls** (see Appendix B Attachment 4), **complete documentation and user manuals for all technical models** (for inverters and power plant controller), **generation unit manufacturer datasheet(s)**, **generation unit reactive power capability curve(s)**, **overlaid generation facility technical model output data for three-phase fault and single-phase fault**, and a **report, with plots, documenting that Proposers have tested their models under all scenarios prescribed** shall be submitted within the timeframes specified in Section 5.1 of the RFP. Proposers may also download the Facility Technical Model Requirements and Review Process documentation labelled as S3 HI Appx B - Att 3 IRS Model Req Review Process.pdf from the “1. Download Documents” tab.

2.11.4 See Appendix B Attachment 4 for a summary of the model requirements and IRS task scope.

## 2.12 PROVEN TECHNOLOGY

2.12.1 Provide all supporting information for the Company to assess the **commercial and financial maturity of the technology** being proposed. Provide any supporting documentation that shows examples of projects that:

- Use the technology at the scale being proposed
- Have successfully reached commercial operations (for example, by submitting a PPA)
- Demonstrate experience in providing Active Power dispatch

## 2.13 EXPERIENCE AND QUALIFICATIONS

Proposers, its affiliated companies, partners, and/or contractors and consultants are required to demonstrate project experience and management capability to successfully develop and operate the proposed Project.

2.13.1 Provide a hierarchical **organizational/management chart** for the Project that lists all key personnel and project participants dedicated to the Project and identifies the management structure and responsibilities. In addition to the chart, Proposers must provide biographies/resumes of the key personnel, including position, years of relevant experience and similar project experience. Proposers must provide

specifics on each participants' area of expertise in renewable energy projects. Identify architects and engineers or provision to provide same that are licensed to practice in the State of Hawai'i. Proposers must also provide a completed table:

- For each of the project participants (including the Proposer, partners, and proposed contractors), **fill out the table below** and provide statements that list the specific experience of the individual in: financing, designing, constructing, interconnecting, owning, operating, and maintaining renewable energy generating or storage facilities, or other projects of similar size and technology, and
- Provide any evidence that the project participants have worked jointly on other projects.

<b>EXPERIENCE:</b>							
In the applicable columns below, include project details (i.e., project name, location, technology, size) and relevant job duties (role/responsibilities) and time (in years/months) spent on the project. List multiple projects if applicable.							
Participant Name:	Financing	Designing	Constructing	Interconnecting	Owning	Operating	Maintaining
1.							
2.							
3.							
...							

2.13.2 Identify those **members of the team** the Proposer is submitting in the Experience Table above to meet the experience and qualifications requirement, included in the Threshold Requirement. Identify those **members of the team with the experience and qualifications**, including affiliates, and their principal personnel who will be involved in the project. If the Proposer consists of multiple parties, such as joint ventures or partnerships, demonstrate each member(s) firm commitment to provide services to the project (e.g., letter of intent); provide this information for each party, clearly indicating the proposed role of each party, including an ownership chart indicating direct and indirect ownership, and percentage interests in the partnership or joint venture.

2.13.3 Provide a **listing in the table format below, of all renewable energy generation or energy storage projects** the Proposer has successfully developed or that are currently under construction. Describe the Proposer's role and responsibilities associated with these projects (lead developer, owner, investor, etc.). Provide the following information as part of the response:

Project Name	Location (City, State)	Technology (wind, PV, hydro, plus storage, etc.)	Size (MW/ MWh)	Commercial Operation Date	Offtaker (if applicable)	Role & Responsibilities
1.						
2.						
3.						
...						

## 2.14 STATE OF PROJECT DEVELOPMENT AND SCHEDULE

2.14.1 Provide a **project schedule in GANTT chart format** with complete **critical path activities** identified for the Proposal from the Notice of Selection of the Proposal to the start of Commercial Operations.

- The **schedule** must include:
  - Interconnection Requirement Study (IRS) assumptions
  - Anticipated contract negotiation period assumptions
  - Regulatory assumptions
  - Anticipated submittal and approval dates for permitting (including but not limited to environmental and archaeological compliance)
  - Siting and land acquisition
  - Cultural Resource implications and mitigation activities
  - Community outreach and engagement activities
  - Energy resource assessment
  - Financing
  - Engineering
  - Procurement
  - Facility construction including construction management events
  - Applicable reporting milestone events specified in the Model Stage 3 Contract
  - Testing
  - Interconnection (including engineering, procurement, and construction)
  - Commercial Operations Date
  - All other important elements outside of the direct construction of the Project
- For each project element, list the start and end date (must be in MM/DD/YY format), and include predecessors to clearly illustrate schedule dependencies and durations.
- Proposers must also list and describe critical path activities and milestone events, particularly as they relate to the integration and coordination of the project components and the Company's Electric System. Proposers must ensure that the schedule provided in this section is consistent with the milestone events contained in the Stage 3 Contract and/or other agreements.

2.14.2 Describe the **construction execution strategy** including:

- Identification of contracting/subcontracting plans
- Modular construction
- Safety plans<sup>13</sup>
- Quality control and assurance plan
- Labor availability
- Likely manufacturing sites and procurement plans
- Similar projects where these construction methods have been used by the Proposer

2.14.3 Provide a description of any **project activities that have been performed to date**.

---

<sup>13</sup> A document that describes the various safety procedures and practices that will be implemented on the Project and how applicable safety regulations, standards, and work practices will be enforced on the Project.

2.14.4 Explain how you plan to reach **safe harbor milestones** (if applicable) and **guaranteed commercial operations**, including durations and dependencies which support this achievement.

## 2.15 CARBON EMISSION QUESTIONNAIRE

2.15.1 Answer the following Carbon Criteria questions.

Phase	#	Question	Answer Choices
<b>1. Project Specific Information</b>	1	Please provide: a. the annual production capacity (MWh/yr) b. the PPA lifetime production capacity (MWh)	Write-in
	2	Please provide the project's expected annual production capacity per site area in units of MWh/m <sup>2</sup> .	Write-in
	3	What is the distance from site generation/storage to interconnection?	Yes / No
	4	Is this a greenfield site?	Yes / No
	5	Has the project location site been graded previously?	Yes / No
	6	Does the project location site repurpose existing infrastructure, such as: a. Buildings? b. Roads? c. T&D infrastructure? D. Underground trenches?	Yes / No If "Yes", include write-in explanation
<b>2. Procurement General</b>	7	Will all concrete used for the project be sourced locally?	Yes / No
	8	Will all materials used for roads installed for the project be sourced locally?	Yes / No
	9	If available, please provide manufacturer-specific carbon footprint for major components along with supporting documentation. For power generating components such as solar panels/wind turbines/biomass combustor, please provide the carbon footprint in units of kg CO <sub>2e</sub> /kWh.	Yes / No If "Yes", include write-in
	10	Will all materials used for fences installed for the project be sourced locally?	Yes / No
	11	Will any materials used for the project be from locally recycled materials?	Yes / No If "Yes", include write-in
<b>3a. Procurement Biomass</b>	17	What is the biomass combustion efficiency (actual heat produced by combustion divided by the total heat potential of the material combusted)?	Write-in
	18	What is the biomass conversion process efficiency, either in higher heating value (HHV) or lower heating value (LHV) terms (LHV/HHV of the of the product divided by the total energy utilized for the process and the feedstock HHV/LHV)?	Write-in
	19	What biomass fuel source will be used?	Write-in
	20	Will the biomass be sourced from sustainable sources?	Yes / No If "Yes", include write-in explanation
	21	Is the biomass fuel source a true waste product?	Yes / No
	22	What is the overall electrical efficiency of the project (electricity produced divided by the energy in the material combusted)?	Write-in
<b>3b. Procurement Biofuels</b>	12	What feedstock will be used to produce the biofuel? (e.g. corn biomass, carbon dioxide, algae, etc.)	Write-in
	13	What chemical conversion process will be used to produce the biofuels ? (e.g. thermochemical, biochemical, electrochemical, etc.)	Write-in



	14	Will the conversion process require hydrogen as an input, or will water electrolysis be utilized?	Write-in
	15	Will the process require downstream processing to produce the final biofuel products?	Write-in
	16	Will the process require any fossil fuel inputs?	Yes / No
<b>3c. Procurement Energy Storage</b>	23	What is the return efficiency of the energy storage system?	Write-in
	24	What are the lifetime cycles of the energy storage system?	Write-in
	25	What is the energy storage technology?	Write-in
<b>3d. Procurement Geothermal</b>	26	Will the process be a dry steam, flash steam, or binary steam power plant?	Write-in
	27	Will the process be closed loop?	Yes / No
	28	What percentage of mass of fluid will be reinjected and/or cascaded compared to total extracted fluid mass ?	Write-in
	29	Will new drilling be necessary for access to the geothermal vent?	Yes / No
<b>3e. Procurement Solar</b>	30	What is the expected solar irradiance for this project?	Write-in
	31	Which type of solar panels will be installed for this project? a. Cadmium Telluride b. Single Crystalline Silicon c. Multicrystalline Silicon d. Other, if yes, please provide details regarding solar panel technology type.	Yes / No If "Other", include write-in
	32	What is the solar conversion efficiency of the project?	Write-in
<b>3.f Procurement Waste to Power</b>	33	What waste feedstock(s) will be used (e.g. food waste, farm waste, landfill waste, etc.)? If multiple, please include expected % contribution for each feedstock.	Write-in
	34	Which type of waste to power process pathway will be utilized? a. Thermal (such as combustion, gasification, pyrolysis, etc.) b. Biological (such as anaerobic digestion) c. Other - Please specify	Write-in
	35	Will renewable diesel or electric transportation be utilized to transport the waste feed to the facility?	Yes / No
	36	How many unique sites will the waste feedstock be collected from?	Write-in
	37	If the waste to power process will emit greenhouse gases, will there be flue gas capture (e.g. such as amine scrubbing for carbon dioxide capture)?	Yes / No If "Yes", include write-in explanation
	38	What pre-treatment will be required for the waste feedstock?	Write-in
	39	What is the overall electrical efficiency of the project process (electricity produced divided by the energy utilized for the waste to power process)?	Write-in
<b>3g. Procurement Wind</b>	40	Are the rotors made of a recyclable material?	Yes / No
	41	Please provide the following efficiency metric values for the proposed project: a. wind energy availability b. power generation ratio c. power coefficient	Yes / No If "Other", include write-in
	42	What fraction of the turbine tower will be steel?	Write-in
<b>4. Construction</b>	43	Will the construction equipment use renewable diesel fuel?	Write-in
	44	Are helicopters required for construction phase of the project?	Yes / No
<b>5. O&amp;M</b>	45	Will the facility produce any greenhouse gas (GHG) emissions? If yes, please describe the emission source(s) and estimated emissions per operating year.	Yes / No If "Yes", include write-in explanation



	46	Will the major components (that comprise more than 80% of the capital cost) need to be replaced during the project lifetime?	Write-in
	47	Will any sulfur hexafluoride be used during operation?	Yes / No If "Yes", include write-in
	48	What is the parasitic load of electricity in percentage of total production?	Write-in
	49	What is the expected utilization efficiency of the onsite facility?	Write-in
	50	Will all medium and heavy duty vehicles and equipment be either electrified or operated on renewable diesel?	Yes / No
	51	Will all light-duty vehicles be electrified?	Yes / No
	52	What will be the main mode(s) and fuel(s) used for transporting the major materials and units (e.g. such as batteries or wind blades) to the construction site for ?	Write-in
<b>6. General</b>	53	Please provide any additional information available likely to impact the Project's lifecycle (i.e., including raw materials and extraction, transportation, construction, operations & maintenance, and decommissioning & disposal)greenhouse gas emissions.	Write-in

## **(OPTIONAL) MINOR PROPOSAL VARIATIONS**

Proposers submitting minor variations to their base variation (as allowed in RFP Section 1.8.2 and 1.8.3) must provide the **details of each variation in the below section(s)**. In the proposal variation section below, Proposers must (1) provide a completed Proposal Summary Table identical to Section 2.0 of this Appendix B in Section 3 and in Section 4 (if applicable). The information in these tables must reflect the information for the variation being proposed. Additionally, Proposers must (2) identify all changes to the information provided in response to Sections 2.2.4 through 2.14 of this Appendix B for the proposal variation. If differences from any section in Sections 2.2.4 through 2.14 are not identified, the Company will assume that the information contained in the base variation (Sections 2.2.4 through 2.14) also applies to the proposal variation.

Note: Section 2.2.2 above requires the inclusion of a table summarizing the differences among the variations, if variations are proposed.

### **AS NECESSARY**

#### **3.1 RESERVED**

#### **3.2 VARIATION A SUMMARY**

#### **3.3 VARIATION A FINANCIALS**

#### **3.4 VARIATION A CONTRACT EXCEPTIONS**

#### **3.5 VARIATION A SITE CONTROL**

#### **3.6 VARIATION A ENVIRONMENTAL COMPLIANCE AND PERMITTING PLAN**

#### **3.7 VARIATION A CULTURAL RESOURCE IMPACTS**

#### **3.8 VARIATION A COMMUNITY OUTREACH**

#### **3.9 VARIATION A O&M**

#### **3.10 VARIATION A PERFORMANCE STANDARDS**

- 3.11 VARIATION A INTERCONNECTION SUBMITTAL REQUIREMENTS**
- 3.12 VARIATION A PROVEN TECHNOLOGY**
- 3.13 VARIATION A EXPERIENCE AND QUALIFICATIONS**
- 3.14 VARIATION A STATE OF PROJECT DEVELOPMENT AND SCHEDULE**
- 3.15 VARIATION A CARBON EMISSION QUESTIONNAIRE**

AS NECESSARY

- 4.1 RESERVED**
- 4.2 VARIATION A SUMMARY**
- 4.3 VARIATION A FINANCIALS**
- 4.4 VARIATION A CONTRACT EXCEPTIONS**
- 4.5 VARIATION A SITE CONTROL**
- 4.6 VARIATION A ENVIRONMENTAL COMPLIANCE AND PERMITTING PLAN**
- 4.7 VARIATION A CULTURAL RESOURCE IMPACTS**
- 4.8 VARIATION A COMMUNITY OUTREACH**
- 4.9 VARIATION A O&M**
- 4.10 VARIATION A PERFORMANCE STANDARDS**
- 4.11 VARIATION A INTERCONNECTION SUBMITTAL REQUIREMENTS**
- 4.12 VARIATION A PROVEN TECHNOLOGY**
- 4.13 VARIATION A EXPERIENCE AND QUALIFICATIONS**
- 4.14 VARIATION A STATE OF PROJECT DEVELOPMENT AND SCHEDULE**
- 4.15 VARIATION A CARBON EMISSION QUESTIONNAIRE**

**Certification of Counsel for Proposer  
Maui Electric Company, Ltd.**

Pursuant to Section 1.7.4 of Maui Electric Company, Ltd.'s ("Company") Request For Proposals for Renewable Dispatchable Generation and Energy Storage ("RFP"), the Company may require legal counsel who represent multiple unaffiliated proposers to sign a certification that they have not shared confidential information obtained through the representation of one proposer with any other unaffiliated proposer.

Accordingly, by signing below, I hereby acknowledge, agree and certify that:

(1) in connection with the RFP, I represent the following company that has submitted a proposal(s) for the RFP: \_\_\_\_\_ ("Proposer");

(2) irrespective of any proposer's direction, waiver or request to the contrary, I will not share a proposer's confidential information or the Company's confidential information associated with such proposer, including, but not limited to, a proposer's or Company's negotiating positions, with third parties unaffiliated with Proposer (by contract or organizational structure), including other proposers responding to the RFP;

(3) the Company may rely on this certification for purposes of the RFP; and

(4) at the conclusion of power purchase agreement negotiations, if any, the Company may require me to sign a certificate certifying that I have not shared a proposer's confidential information or the Company's confidential information associated with such proposer, including, but not limited to, a proposer's or Company's negotiating positions, with third parties unaffiliated with Proposer (by contract or organizational structure), including other proposers responding to the RFP.

\_\_\_\_\_  
Name (print)

\_\_\_\_\_  
Law Firm (if applicable)

\_\_\_\_\_  
Signature

\_\_\_\_\_  
Date

Section 1.7.4 of the RFP provides in relevant part that:

In submitting a Proposal in response to this RFP, each Proposer certifies that the Proposal has been submitted in good faith and without fraud or collusion with any other unaffiliated person or entity. The Proposer shall acknowledge this in the Response Package submitted with its Proposal. Furthermore, in executing the NDA provided as Appendix E, the Proposer agrees on behalf of its Representatives (as defined in the NDA) that the Company's negotiating positions will not be shared with other Proposers or their respective Representatives.

In addition, in submitting a Proposal, a Proposer will be required to provide Company with its legal counsel's written certification in the form attached as Appendix B, Attachment 1 certifying in relevant part, that irrespective of any Proposer's direction, waiver, or request to the contrary, the attorney will not share a Proposer's confidential information associated with such Proposer with others, including, but not limited to, such information such as a Proposer's or Company's negotiating positions. If legal counsel represents multiple unaffiliated Proposers whose Proposals are selected for the Final Award Group, such counsel will also be required to submit a similar certification at the conclusion of contract negotiations that he or she has not shared a Proposer's confidential information or the Company's confidential information associated with

such Proposer with others, including but not limited to, such information as a Proposer's or Company's negotiating positions.

**Project Interconnection - Data Request  
FOR PV/BESS GENERATION**

Updated 9/13/2021

PROJECT: \_\_\_\_\_

DATE: \_\_\_\_\_

(Nonexclusive Preliminary List)

\*\*\*ALL ITEMS ARE REQUIRED AND ALL RESPONSES MUST BE FILLED UNLESS NOT APPLICABLE.\*\*\*

	Response
1) Please provide a plan map of the Renewable Generation facility. Please indicate the interconnection point to the HECO system.	
2) Please provide the following generation and load information for the Renewable Generation facility:	
a. Gross and net output of the facility	
b. Expected KW and KVAR loads including, but not limited to, generators' auxiliary load curve, process load(s) profile(s), etc.	
c. Expected minimum and maximum MW and MVAR "import from" AND "export to" HECO.	
3) Please provide Single-Line Diagram(s), Three-Line Diagram(s), and Protective Relay List & Trip Schedule for the generation and interconnection facilities:	
a. The Single-line diagram(s) and Three-line diagram (s) should include:	
i. For main and generator step up transformer(s), please show:	
• Transformer voltage and MVA ratings.	
• Transformer impedance(s).	
• Transformer winding connections and grounding. If neutrals are grounded through impedance, please show the impedance value.	
ii. The protective relaying and metering for the generators, transformers, buses, and all other main substation equipment.	
iii. For the potential transformers, please indicate the type, quantity, ratio, and accuracy rating.	
iv. For the current transformers, please indicate the type, quantity, ratio, and accuracy rating, and thermal rating factor.	
v. Auxiliary power devices (e.g. capacitors, reactors, storage systems, etc.) and their rating(s); additional inquiries may be made to obtain technical data for these devices.	
vi. For the interconnection / tie lines (overhead or underground) and the plant's generation system, please provide the following, as applicable:	
• Installation details such as cross-section(s), plan and profiles, etc.	
• Conductor data such as size, insulation, length etc.	
• Continuous and emergency current ratings.	
• Voltage rating (nominal and maximum KV).	
• BIL rating.	
• Positive, negative, and zero-sequence impedances (resistance, reactance, and susceptance)	
• Capacitance or charging current.	
• Short-circuit current capability.	
vii. Include station power for facility and all applicable details.	
viii. All applicable notes pertaining to the design and operation of the facility.	
b. The Protective relay list & trip schedule should list the protected equipment; the relay description, type, style number, quantity, ANSI Device No., and range; and the breaker(s)/switching device(s) tripped, for both the generator protection and the interconnection facilities protection.	
c. Please provide both a paper and an electronic version (e.g. dgn, dxf, or pdf) of the single-line diagram(s) and the protective relay list & trip schedule.	
d. Single-line diagrams should be provided for both the generation plant and the interconnection substation.	

**Project Interconnection - Data Request  
FOR PV/BESS GENERATION**

Updated 9/13/2021

PROJECT: \_\_\_\_\_

DATE: \_\_\_\_\_

(Nonexclusive Preliminary List)

\*\*\*ALL ITEMS ARE REQUIRED AND ALL RESPONSES MUST BE FILLED UNLESS NOT APPLICABLE.\*\*\*

	Response
4) <b>For the PV Inverter Based Generating Facility, please provide the following data, as applicable:</b>	
a. Inverter manufacturer, Type, Size, Impedances. Attach copy of inverter data sheet.	
b. Power Factor Range Capability	
c. Inverter Reactive Power Capability Curve	
d. Auxillary loads (P, Q, Power Factor)	
e. Inverter's Internal Isolation Transformer Grounding Method, if used (i.e. effectively grounded, resonant grounded, low inductance grounded, high-resistance grounded, low-resistance grounded, ungrounded). If the transformer is not solidly grounded, provide the impedance value for the grounding neutral and the impedance for the isolation transformer.	
f. Diagram for Inverter's internal isolation transformer	
g. Switching and service restoration practice	
h. Protection data (voltage ride-through and trip settings, frequency ride-through and trip settings etc.). Include setpoint and clearing time ranges for voltage and frequency settings.	
i. Description of harmonic spectrum of inverter injection (order, magnitude)	
5) <b>For the BESS Inverter Based Generating Facility, please provide the following data (if system is DC coupled, please note DC coupling and reference to 4).</b>	
a. Inverter manufacturer, Type, Size, Impedances. Attach copy of inverter data sheet.	
b. Power Factor Range Capability	
c. Inverter Reactive Power Capability Curve	
d. Auxillary loads (P, Q, Power Factor)	
e. Inverter's Internal Isolation Transformer Grounding Method, if used (i.e. effectively grounded, resonant grounded, low inductance grounded, high-resistance grounded, low-resistance grounded, ungrounded). If the transformer is not solidly grounded, provide the impedance value for the grounding neutral and the impedance for the isolation transformer.	
f. Diagram for Inverter's internal isolation transformer	
g. Switching and service restoration practice	
h. Protection data (voltage ride-through and trip settings, frequency ride-through and trip settings etc.). Include setpoint and clearing time ranges for voltage and frequency settings.	
i. Description of harmonic spectrum of inverter injection (order, magnitude)	
6) <b>Energy Storage System, if applicable</b>	
a. Operation characteristics	
b. Voltage level	
c. Capacity (how long and how much can the battery support)	
d. Deployment strategy/schedule	
e. Energy storage system data sheet	
7) <b>For the PV plant's collector system, please provide the following, as applicable:</b>	
a. Conductor data such as size, insulation, etc.	
b. Continuous and emergency current ratings.	
c. Voltage rating (nominal and maximum kV).	
d. BIL rating.	

**Project Interconnection - Data Request  
FOR PV/BESS GENERATION**

Updated 9/13/2021

PROJECT: \_\_\_\_\_

DATE: \_\_\_\_\_

(Nonexclusive Preliminary List)

\*\*\*ALL ITEMS ARE REQUIRED AND ALL RESPONSES MUST BE FILLED UNLESS NOT APPLICABLE.\*\*\*

	Response
e. Positive, negative, and zero-sequence impedances (resistance, reactance, and susceptance).	
f. Capacitance or charging current.	
g. Short-circuit current capability.	

8) For the BESS plant's collector system, please provide the following, as applicable (if system is DC coupled, please note DC coupling and reference to 7):

a. Conductor data such as size, insulation, etc.	
b. Continuous and emergency current ratings.	
c. Voltage rating (nominal and maximum kV).	
d. BIL rating.	
e. Positive, negative, and zero-sequence impedances (resistance, reactance, and susceptance).	
f. Capacitance or charging current.	
g. Short-circuit current capability.	

**Project Interconnection - Data Request  
FOR PV/BESS GENERATION**

Updated 9/13/2021

PROJECT: \_\_\_\_\_

DATE: \_\_\_\_\_

(Nonexclusive Preliminary List)

\*\*\*ALL ITEMS ARE REQUIRED AND ALL RESPONSES MUST BE FILLED UNLESS NOT APPLICABLE.\*\*\*

	Response
9) <b>Please provide the following software models that accurately represent the Facility, as applicable:</b> (For model requirements, refer to the HECO Facility Technical Model Requirements and Review Process)	
a. Validated PSS/E load flow model up to the point of interconnection. The PSS/E model shall include the main transformer, collection system, generator step-up transformers, inverter systems, and any other components including capacitor banks, energy storage systems, DVAR, etc. An equivalent representation of the collection system, generator step-up transformers, and inverter systems is acceptable. Documentation on the model shall be provided.	
b. Validated PSS/E dynamic model for the inverter; and other components including energy storage system, DVAR, etc. if applicable. The inverter model shall include the generator/converter, electrical controls, plant-level controller, and protection relays. Generic and Detailed models shall be provided. Documentation on the model(s) shall be provided, including the PSS/E dyre file with model parameters.	
i. Generic models shall parameterize models available within the PSS/E standard model library.	
ii. Detailed models shall be supplied by the vendor/manufacturer as user-written models. The uncompiled source code for the user-written model shall be provided to ensure compatibility with future versions of PSS/E. In lieu of the uncompiled source code, a compiled object file and applicable library files shall be provided in PSS/E versions 33 AND 34 format. Updates of the object file compatible with future PSS/E versions must be provided as requested for the life of the project as written in the power purchase agreement. Documentation shall include the characteristics of the model, including block diagrams, values, names for all model parameters, and a list of all state variables.	
c. Validated PSCAD model of the inverter; and other components including energy storage system, DVAR, auxiliary plant controllers, etc. if applicable. Documentation on the model(s) shall be provided. Refer to PSCAD Model Requirements Memo for model requirements.	
d. Overlaid plots validating the performance of the three dynamic models for a three-phase fault. Plots shall include voltage, real and reactive power, real and reactive current.	
e. Validated Aspen Oneliner short circuit model that accurately represents the facility (including energy storage system if applicable), and is valid for all faults conditions anywhere on the Utility system. Documentation on the model(s) shall be provided. (OTHERWISE SEE ADDITIONAL TABS FOR REQUIRED INFORMATION TO MODEL INVERTER AS A GENERATOR OR A VOLTAGE CONTROLLED CURRENT SOURCE)	
10) <b>For the main transformer and generator step-up transformers, please provide:</b>	
a. Transformer voltage and MVA ratings, and available taps. Attach copy of transformer test report or data sheet	
b. The tap settings used.	
c. The LTC Control Scheme.	
d. Transformer winding connections and grounding used. If the transformer is not solidly grounded, provide the impedance value for the grounding method.	
e. Positive, negative, and zero sequence impedance values.	
11) <b>For the circuit breakers and fault-clearing switching devices, including the generator breakers, please provide:</b>	
a. The voltage, continuous current and interrupting capability ratings.	
b. The trip speed (time to open).	



**Project Interconnection - Data Request  
FOR PV/BESS GENERATION**

Updated 9/13/2021

PROJECT: \_\_\_\_\_

DATE: \_\_\_\_\_

(Nonexclusive Preliminary List)

\*\*\*ALL ITEMS ARE REQUIRED AND ALL RESPONSES MUST BE FILLED UNLESS NOT APPLICABLE.\*\*\*

		Response
12)	<b>For the power fuses, please provide:</b>	
	a. The manufacturer, type, size, and interrupting capability.	
	b. The minimum melt and total clearing curves.	
13)	<b>For the protective relaying, please provide:</b>	
	a. Data for the CTs used with the relaying including the manufacturer, type of CT, accuracy class, and thermal rating factor.	
	b. Data for the PTs used with the relaying including the manufacturer, type of PT, voltage ratings, and quantity.	

Instructions:

Please fill in the data in the green blanks below

(Note: This does not include the internal isolation transformer, if used)

[1] Maximum rated output power =  kVA

[2] Impedances in **Per Unit** based on kVA from [1]

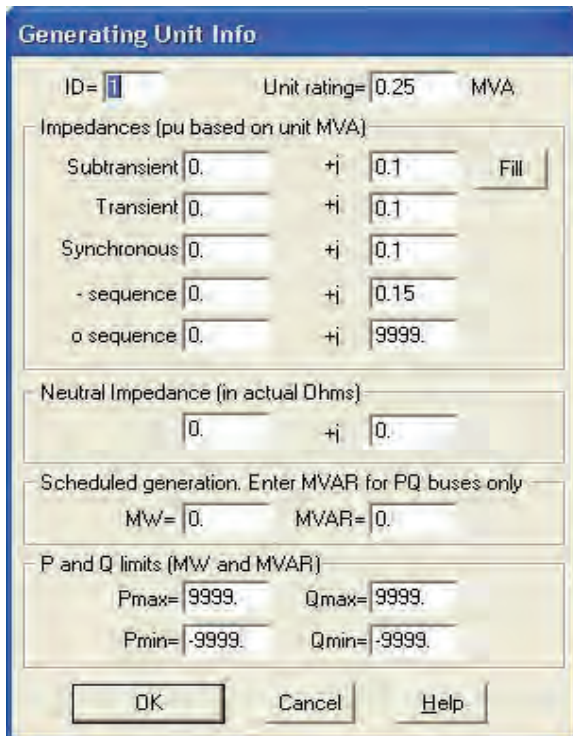
	R	X
Subtransient =	<input type="text"/>	<input type="text"/>
Transient =	<input type="text"/>	<input type="text"/>
Synchronous =	<input type="text"/>	<input type="text"/>
Negative Sequence =	<input type="text"/>	<input type="text"/>
Zero Sequence =	<input type="text"/>	<input type="text"/>

[3] Neutral impedance (if any) in actual **Ohms**:

R	X
<input type="text"/>	<input type="text"/>

NOTE: These parameters should reflect the inverter response for all types of faults at any point on the electrical system to which the inverter is connected. This includes faults at the inverter output terminals, and also on the 138 kV transmission system. If the stated parameters do not cover this range, please state the adjustments needed to these parameters to accurately represent the inverter response across this range.

These parameters will be used to model the inverter in the Aspen Oneliner program as shown in the sample dialog box below:



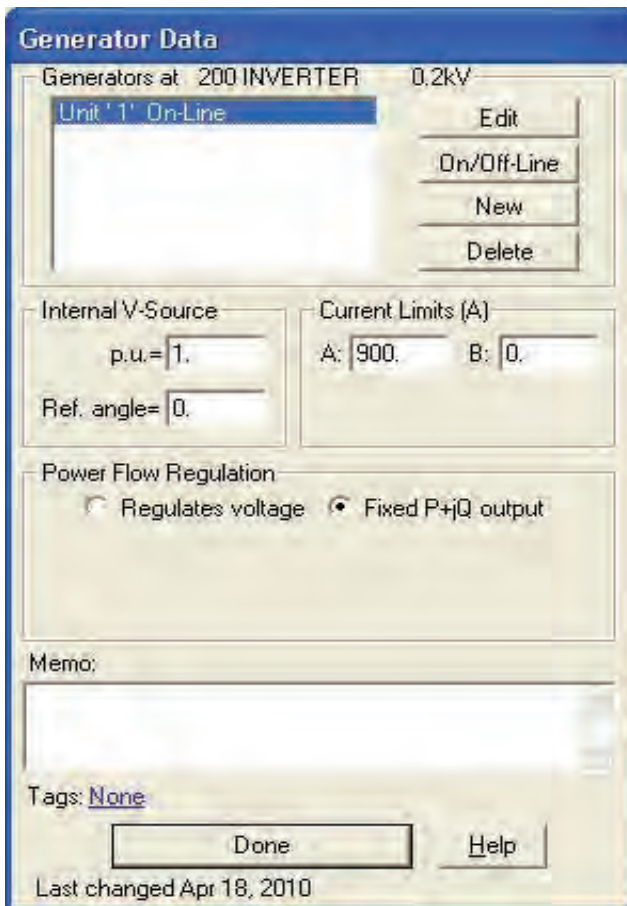
Instructions:

Please fill in the data in the green blanks below

- [1] Internal open circuit voltage  
 Magnitude =  Per Unit  
 Angle =  Degrees
- [2] AC Output Current Limit =  Amps

NOTE: These parameters should reflect the inverter response for all types of faults at any point on the electrical system to which the inverter is connected. This includes faults at the inverter output terminals, and also on the 138 kV transmission system. If the stated parameters do not cover this range, please state the adjustments needed to these parameters to accurately represent the inverter response across this range.

These parameters will be used to model the inverter in the Aspen Oneliner program as shown in the sample dialog box below:



Instructions:

Please fill in the data in the green blanks below

[1] Inverter MVA Rating:  MVA

[2] Voltage-Current Characteristics:

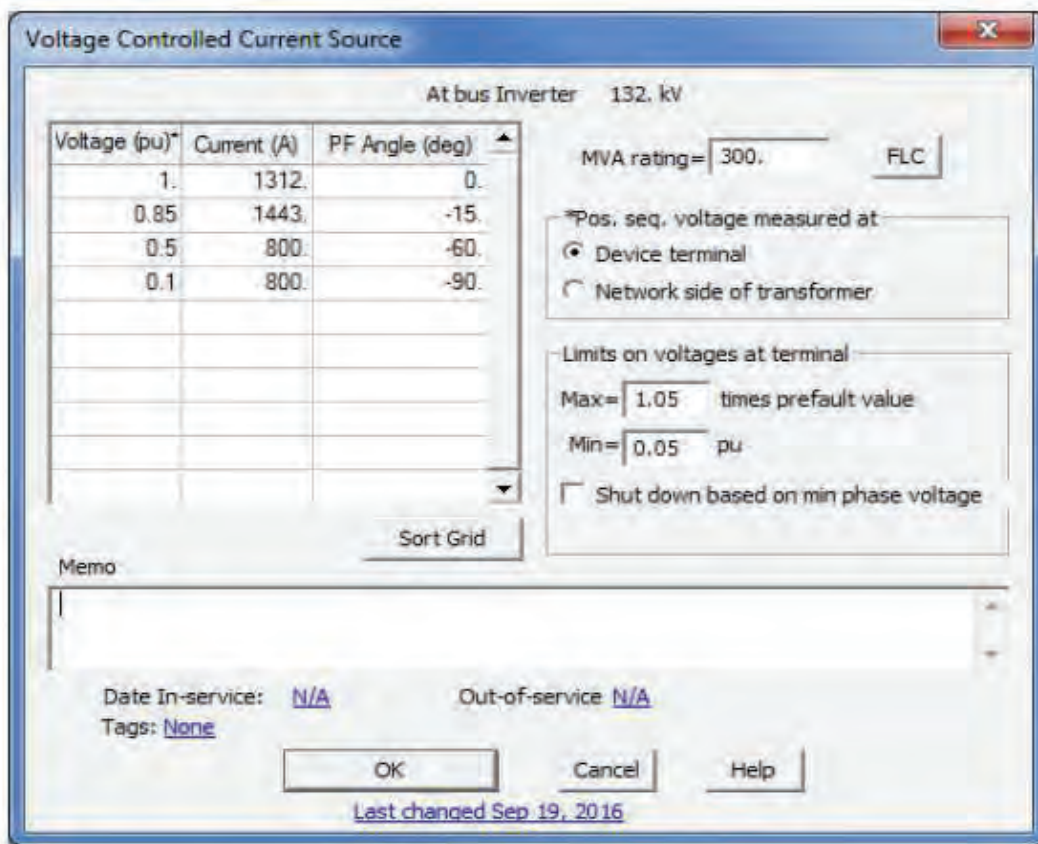
Voltage PU	Current (A)	PF Angle (deg)
<input type="text"/>	<input type="text"/>	<input type="text"/>
<input type="text"/>	<input type="text"/>	<input type="text"/>
<input type="text"/>	<input type="text"/>	<input type="text"/>
<input type="text"/>	<input type="text"/>	<input type="text"/>

[3] Location of Voltage Measurement:  Device Terminal OR  
 Network side of Transformer

[4] Maximum Voltage:  Times prefault value

[5] Minimum Voltage  Per Unit

These parameters will be used to model the inverter in the Aspen Oneliner program as shown in the sample dialog box below:



Instructions:

Please fill in the data in the green blanks below

(Note: This is not required if an internal isolation transformer is not used)

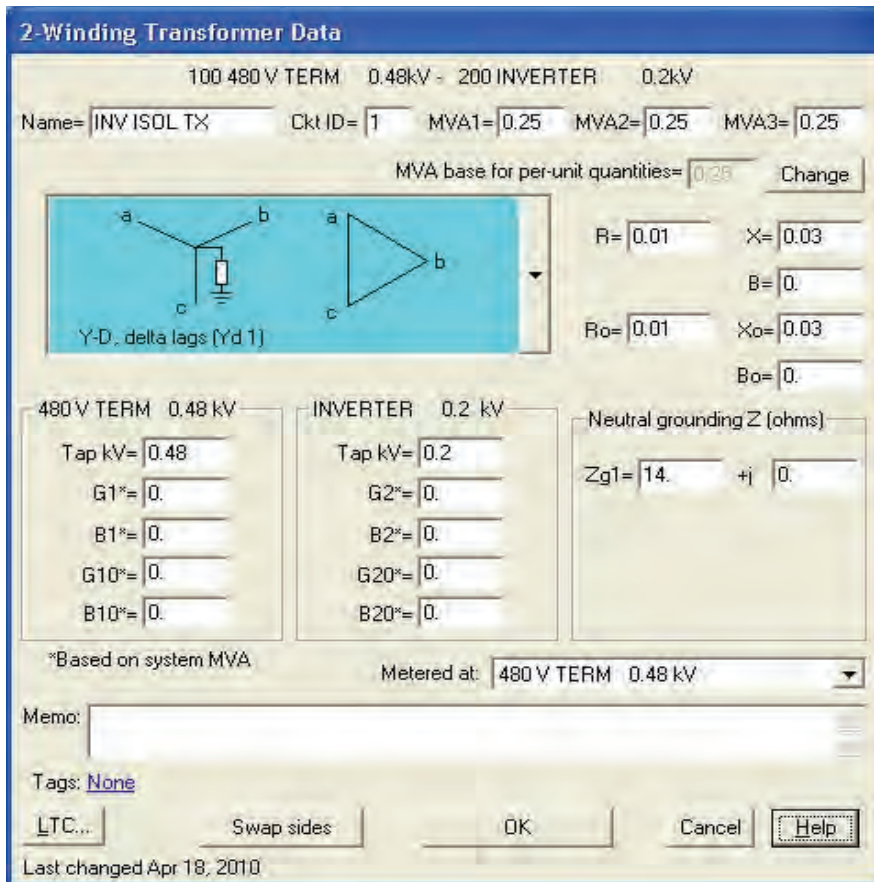
[1] Transformer rated power =  kVA

[2] Winding Configuration  
 Inverter Side =  Delta/Wye  
 Customer Side =  Delta/Wye

[2] Impedances in **Per Unit** based on kVA  
 Positive Sequence =  R X  
 Zero Sequence =

[3] Neutral impedance (if any) in actual **Ohms**:  
 R X

These parameters will be used to model the inverter in the Aspen Oneliner program as shown in the sample dialog box below:



**Project Interconnection - Data Request  
FOR WIND GENERATION**

Updated 8/28/2020

PROJECT: \_\_\_\_\_

DATE: \_\_\_\_\_

(Nonexclusive Preliminary List)

\*\*\*ALL ITEMS ARE REQUIRED AND ALL RESPONSES MUST BE FILLED UNLESS NOT APPLICABLE.\*\*\*

	Response
1) Please provide a plan map of the Non-Utility Generation (NUG) facility. Please indicate the interconnection point to the HECO system.	
2) Please provide the following generation and load information for the NUG facility:	
a. Gross and net output of the facility	
b. Expected KW and KVAR loads including, but not limited to, generators' auxiliary load curve, process load(s) profile(s), etc.	
c. Expected minimum and maximum MW and MVAR "import from" AND "export to" HECO.	
3) Please provide Single-Line Diagram(s), Three-Line Diagram(s), and Protective Relay List & Trip Schedule for the generation and interconnection facilities:	
a. The Single-line diagram(s) and Three-line diagram (s) should include:	
i. For main and generator step up transformer(s), please show:	
• Transformer voltage and MVA ratings.	
• Transformer impedance(s).	
• Transformer winding connections and grounding. If neutrals are grounded through impedance, please show the impedance value.	
ii. The protective relaying and metering for the generators, transformers, buses, and all other main substation equipment.	
iii. For the potential transformers, please indicate the type, quantity, ratio, and accuracy rating.	
iv. For the current transformers, please indicate the type, quantity, ratio, and accuracy rating, and thermal rating factor.	
v. Auxiliary power devices (e.g. capacitors, reactors, storage systems, etc.) and their rating(s); additional inquiries may be made to obtain technical data for these devices.	
vi. For the interconnection / tie lines (overhead or underground) and the plant's generation system, please provide the following, as applicable:	
• Installation details such as cross-section(s), plan and profiles, etc.	
• Conductor data such as size, insulation, length etc.	
• Continuous and emergency current ratings.	
• Voltage rating (nominal and maximum KV).	
• BIL rating.	
• Positive, negative, and zero-sequence impedances (resistance, reactance, and susceptance)	
• Capacitance or charging current.	
• Short-circuit current capability.	
vii. Include station power for facility and all applicable details.	
viii. All applicable notes pertaining to the design and operation of the facility.	
b. The Protective relay list & trip schedule should list the protected equipment; the relay description, type, style number, quantity, ANSI Device No., and range; and the breaker(s)/switching device(s) tripped, for both the generator protection and the interconnection facilities protection.	
c. Please provide both a paper and an electronic version (e.g. dgn, dxf, or pdf) of the single-line diagram(s) and the protective relay list & trip schedule.	
d. Single-line diagrams should be provided for both the generation plant and the interconnection substation.	

**Project Interconnection - Data Request**

Updated 8/28/2020

**FOR WIND GENERATION**

PROJECT: \_\_\_\_\_

DATE: \_\_\_\_\_

(Nonexclusive Preliminary List)

\*\*\*ALL ITEMS ARE REQUIRED AND ALL RESPONSES MUST BE FILLED UNLESS NOT APPLICABLE.\*\*\*

	Response
4) <b>For the Wind Generating Facility, please provide the following data:</b>	
a. Turbine manufacturer, Type, Size, Impedances. Attach copy of turbine data sheet.	
b. Power Factor Range Capability	
c. Turbine Reactive Power Capability Curve	
d. Auxillary loads (P, Q, Power Factor)	
e. Grounding Method (i.e. effectively grounded, resonant grounded, low inductance grounded, high-resistance grounded, low-resistance grounded, ungrounded). If the transformer is not solidly grounded or ungrounded, provide the impedance value for the grounding neutral, if applicable.	
f. Provide grounding diagram.	
g. Switching and service restoration practice	
h. Protection data (voltage ride-through and trip settings, frequency ride-through and trip settings etc.). Include setpoint and clearing time ranges for voltage and frequency settings.	
k. Description of harmonic spectrum of inverter injection (order, magnitude)	
5) <b>Energy Storage System, if applicable</b>	
a. Operation characteristics	
b. Voltage level	
c. Capacity (how long and how much can the battery support)	
d. Deployment strategy/schedule	
e. Energy storage system data sheet	
6) <b>For the Wind plant's collector system, please provide the following, as applicable:</b>	
a. Conductor data such as size, insulation, etc.	
b. Continuous and emergency current ratings.	
c. Voltage rating (nominal and maximum kV).	
d. BIL rating.	
e. Positive, negative, and zero-sequence impedances (resistance, reactance, and susceptance).	
f. Capacitance or charging current.	
g. Short-circuit current capability.	

**Project Interconnection - Data Request  
FOR WIND GENERATION**

Updated 8/28/2020

PROJECT: \_\_\_\_\_

DATE: \_\_\_\_\_

(Nonexclusive Preliminary List)

\*\*\*ALL ITEMS ARE REQUIRED AND ALL RESPONSES MUST BE FILLED UNLESS NOT APPLICABLE.\*\*\*

	Response
7) <b>Please provide the following software models that accurately represent the Facility:</b> (For model requirements, refer to the HECO Facility Technical Model Requirements and Review Process and PSCAD Model Requirements Rev.9)	
a. Validated PSS/E load flow model up to the point of interconnection. The PSS/E model shall include the main transformer, collection system, generator step-up transformers, wind turbines, and any other components including capacitor banks, energy storage systems, DVAR, etc. An equivalent representation of the collection system, generator step-up transformers, and turbines is acceptable. Documentation on the model shall be provided.	
b. Validated PSS/E dynamic model for the wind turbine; and other components including energy storage system, DVAR, etc. if applicable. The wind turbine model shall include the generator/converter, electrical controls, plant-level controller, protection relays, and mechanical systems that impact its electrical performance. Generic and Detailed models shall be provided. Documentation on the model(s) shall be provided, including the PSS/E dyre file with model parameters.	
i. Generic models shall parameterize models available within the PSS/E standard model library.	
ii. Detailed models shall be supplied by the vendor/manufacturer as user-written models. The uncompiled source code for the user-written model shall be provided to ensure compatibility with future versions of PSS/E. In lieu of the uncompiled source code, a compiled object file and applicable library files shall be provided in PSS/E versions 33 AND 34 format. Updates of the object file compatible with future PSS/E versions must be provided as requested for the life of the project as written in the power purchase agreement. Documentation shall include the characteristics of the model, including block diagrams, values, names for all model parameters, and a list of all state variables.	
c. Validated PSCAD model of the wind turbine; and other components including energy storage system, DVAR, etc, if applicable. Documentation on the model(s) shall be provided. Refer to PSCAD Technical Memo for model requirements.	
d. Overlaid plots validating the performance of the three dynamic models for a three-phase fault. Plots shall include voltage, real and reactive power, real and reactive current.	
e. Validated Aspen Oneliner short circuit model that accurately represents the facility (including energy storage system if applicable), and is valid for all faults conditions anywhere on the Utility system. Documentation on the model(s) shall be provided. (OTHERWISE SEE ADDITIONAL TABS FOR REQUIRED INFORMATION TO MODEL INVERTER)	
8) <b>For the main transformer and generator step-up transformers, please provide:</b>	
a. Transformer voltage and MVA ratings, and available taps. Attach copy of transformer test report or data sheet	
b. The tap settings used.	
c. The LTC Control Scheme.	
d. Transformer winding connections and grounding used. If the transformer is not solidly grounded, provide the impedance value for the grounding method.	
e. Positive, negative, and zero sequence impedance values.	
9) <b>For the circuit breakers and fault-clearing switching devices, including the generator breakers, please provide:</b>	
a. The voltage, continuous current and interrupting capability ratings.	
b. The trip speed (time to open).	



**Project Interconnection - Data Request**

Updated 8/28/2020

**FOR WIND GENERATION**

**PROJECT:** \_\_\_\_\_

**DATE:** \_\_\_\_\_

(Nonexclusive Preliminary List)

**\*\*\*ALL ITEMS ARE REQUIRED AND ALL RESPONSES MUST BE FILLED UNLESS NOT APPLICABLE.\*\*\***

		Response
10)	<b>For the power fuses, please provide:</b>	
	a. The manufacturer, type, size, and interrupting capability.	
	b. The minimum melt and total clearing curves.	
11)	<b>For the protective relaying, please provide:</b>	
	a. Data for the CTs used with the relaying including the manufacturer, type of CT, accuracy class, and thermal rating factor.	
	b. Data for the PTs used with the relaying including the manufacturer, type of PT, voltage ratings, and quantity.	

Updated 8/28/20

Instructions:

Please fill in the data in the green blanks below

(Note: This does not include the internal isolation transformer, if used)

[1] Maximum rated output power =  kVA

[2] Impedances in **Per Unit** based on kVA from [1]

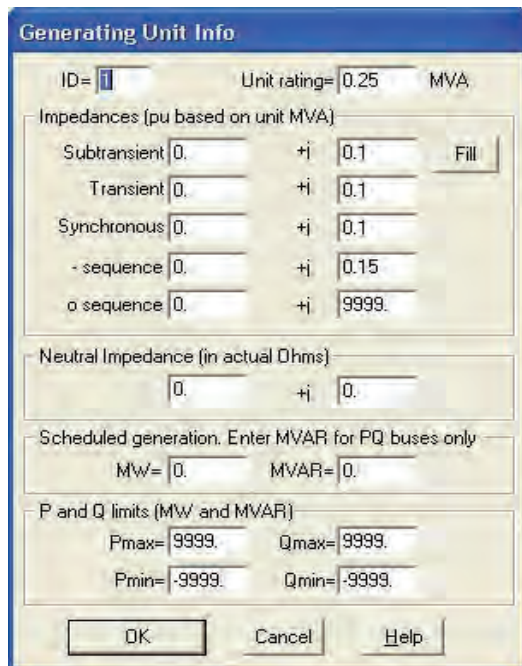
	R	X
Subtransient =	<input type="text"/>	<input type="text"/>
Transient =	<input type="text"/>	<input type="text"/>
Synchronous =	<input type="text"/>	<input type="text"/>
Negative Sequence =	<input type="text"/>	<input type="text"/>
Zero Sequence =	<input type="text"/>	<input type="text"/>

[3] Neutral impedance (if any) in actual **Ohms**:

R	X
<input type="text"/>	<input type="text"/>

NOTE: These parameters should reflect the inverter response for all types of faults at any point on the electrical system to which the inverter is connected. This includes faults at the inverter output terminals, and also on the 138 kV transmission system. If the stated parameters do not cover this range, please state the adjustments needed to these parameters to accurately represent the inverter response across this range.

These parameters will be used to model the inverter in the Aspen Oneliner program as shown in the sample dialog box below:



Updated 8/28/20

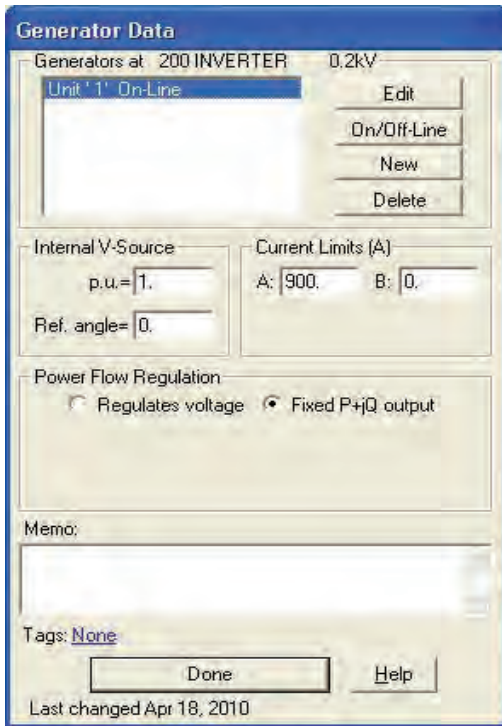
Instructions:

Please fill in the data in the green blanks below

- [1] Internal open circuit voltage  
 Magnitude =  Per Unit  
 Angle =  Degrees
- [2] AC Output Current Limit =  Amps

NOTE: These parameters should reflect the inverter response for all types of faults at any point on the electrical system to which the inverter is connected. This includes faults at the inverter output terminals, and also on the 138 kV transmission system. If the stated parameters do not cover this range, please state the adjustments needed to these parameters to accurately represent the inverter response across this range.

These parameters will be used to model the inverter in the Aspen Oneliner program as shown in the sample dialog box below:



Updated 8/28/20

Instructions:

Please fill in the data in the green blanks below

[1] Inverter MVA Rating:  MVA

[2] Voltage-Current Characteristics:

Voltage PU	Current (A)	PF Angle (deg)
<input type="text"/>	<input type="text"/>	<input type="text"/>
<input type="text"/>	<input type="text"/>	<input type="text"/>
<input type="text"/>	<input type="text"/>	<input type="text"/>

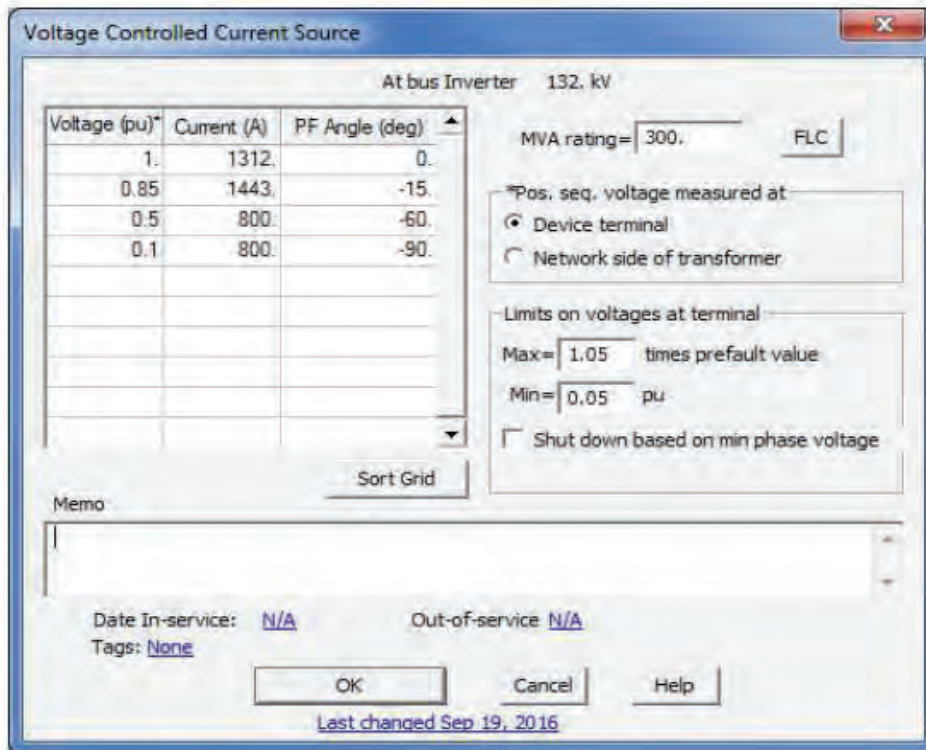
[3] Location of Voltage Measurement:

Device Terminal OR  
 Network side of Transformer

[4] Maximum Voltage:  Times prefault value

[5] Minimum Voltage  Per Unit

These parameters will be used to model the inverter in the Aspen Oneliner program as shown in the sample dialog box below:



Updated 8/28/20

Instructions:

Please fill in the data in the green blanks below

(Note: This is not required if an internal isolation transformer is not used)

[1] Transformer rated power =  kVA

[2] Winding Configuration  
 Inverter Side =  Delta/Wye  
 Customer Side =  Delta/Wye

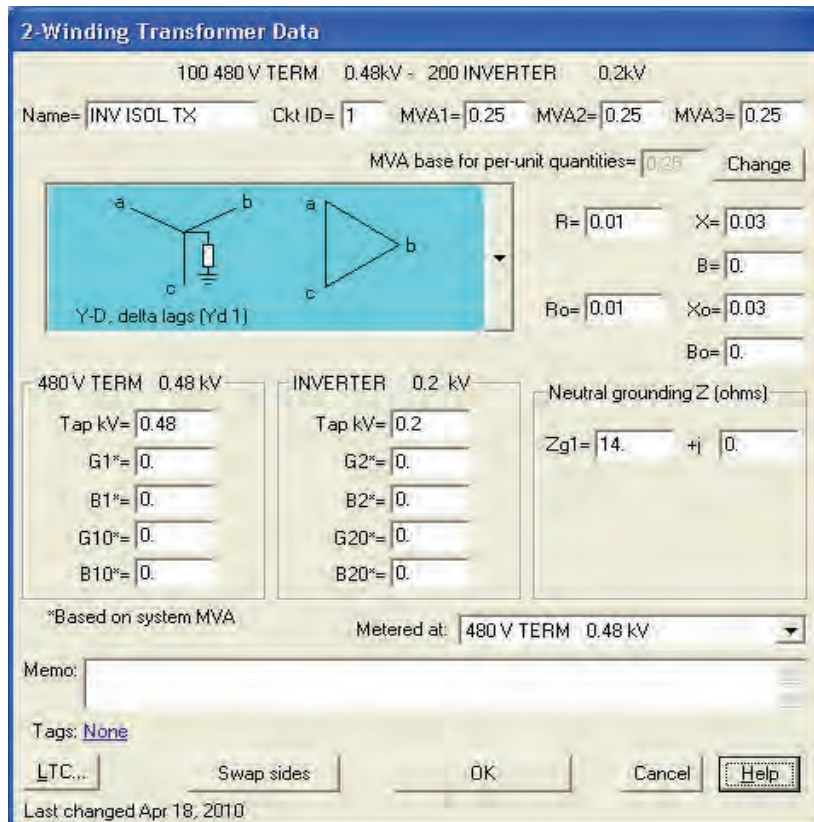
[2] Impedances in **Per Unit** based on kVA

Positive Sequence =	<input type="text"/>	<input type="text"/>
Zero Sequence =	<input type="text"/>	<input type="text"/>

[3] Neutral impedance (if any) in actual **Ohms**:

<input type="text"/>	<input type="text"/>
----------------------	----------------------

These parameters will be used to model the inverter in the Aspen Oneliner program as shown in the sample dialog box below:



**Project Interconnection - Data Request  
FOR SYNCHRONOUS GENERATION**

Updated 3/17/2021

PROJECT: \_\_\_\_\_

DATE: \_\_\_\_\_

(Nonexclusive Preliminary List)

\*\*\*ALL ITEMS ARE REQUIRED AND ALL RESPONSES MUST BE FILLED UNLESS NOT APPLICABLE.\*\*\*

	Response
1) Please provide a plan map of the Non-Utility Generation (NUG) facility. Please indicate the interconnection point to the HECO system.	
2) Please provide the following generation and load information for the NUG facility:	
a. Gross and net output of the facility	
b. Expected KW and KVAR loads including, but not limited to, generators' auxiliary load curve, process load(s) profile(s), etc.	
c. Expected minimum and maximum MW and MVAR "import from" AND "export to" HECO.	
3) Please provide Single-Line Diagram(s), Three-Line Diagram(s), and Protective Relay List & Trip Schedule for the generation and interconnection facilities:	
a. The Single-line diagram(s) and Three-line diagram (s) should include:	
i. For main and generator step up transformer(s), please show:	
• Transformer voltage and MVA ratings.	
• Transformer impedance(s).	
• Transformer winding connections and grounding. If neutrals are grounded through impedance, please show the impedance value.	
ii. The protective relaying and metering for the generators, transformers, buses, and all other main substation equipment.	
iii. For the potential transformers, please indicate the type, quantity, ratio, and accuracy rating.	
iv. For the current transformers, please indicate the type, quantity, ratio, and accuracy rating, and thermal rating factor.	
v. Auxiliary power devices (e.g. capacitors, reactors, storage systems, etc.) and their rating(s); additional inquiries may be made to obtain technical data for these devices.	
vi. For the interconnection / tie lines (overhead or underground) and the plant's generation system, please provide the following, as applicable:	
• Installation details such as cross-section(s), plan and profiles, etc.	
• Conductor data such as size, insulation, length etc.	
• Continuous and emergency current ratings.	
• Voltage rating (nominal and maximum KV).	
• BIL rating.	
• Positive, negative, and zero-sequence impedances (resistance, reactance, and susceptance)	
• Capacitance or charging current.	
• Short-circuit current capability.	
vii. Include station power for facility and all applicable details.	
viii. All applicable notes pertaining to the design and operation of the facility.	
b. The Protective relay list & trip schedule should list the protected equipment; the relay description, type, style number, quantity, ANSI Device No., and range; and the breaker(s)/switching device(s) tripped, for both the generator protection and the interconnection facilities protection.	
c. Please provide both a paper and an electronic version (e.g. dgn, dxf, or pdf) of the single-line diagram(s) and the protective relay list & trip schedule.	
d. Single-line diagrams should be provided for both the generation plant and the interconnection substation.	

**Project Interconnection - Data Request  
FOR SYNCHRONOUS GENERATION**

Updated 3/17/2021

PROJECT: \_\_\_\_\_

DATE: \_\_\_\_\_

(Nonexclusive Preliminary List)

\*\*\*ALL ITEMS ARE REQUIRED AND ALL RESPONSES MUST BE FILLED UNLESS NOT APPLICABLE.\*\*\*

	Response
4) <b>For the Synchronous Generating Facility, please provide the following data:</b>	
a. Generator manufacturer, Model, Type. Attach copy of generator data sheet.	
b. Generator Characteristics (SEE "GENERATOR DATA" TAB)	
c. Auxillary loads (P, Q, Power Factor)	
d. Switching and service restoration practice	
e. Protection data (voltage ride-through and trip settings, frequency ride-through and trip settings etc.). Include setpoint and clearing time ranges for voltage and frequency settings.	
f. Description of harmonic spectrum of generator injection (order, magnitude)	
5) <b>Energy Storage System, if applicable</b>	
a. Operation characteristics	
b. Voltage level	
c. Capacity (how long and how much can the battery support)	
d. Deployment strategy/schedule	
e. Energy storage system data sheet	
6) <b>Please provide the following software models that accurately represent the Facility:</b>	
a. Validated PSS/E load flow model up to the point of interconnection. The PSS/E model shall include the main transformer, collection system (if applicable), generator step-up transformers (if applicable), generator, and any other components including capacitor banks, energy storage systems, DVAR, etc. Documentation on the model shall be provided.	
b. Validated PSS/E dynamic model for the generator; and other components including energy storage system, DVAR, etc. if applicable. The generator model shall include the generator/converter, excitation system, governor system, power system stabilizer (if applicable), and protection relays that impact its electrical performance. Generic models shall be provided. Detailed Models shall be provided for inverter-based systems (energy storage, DVAR, etc). Documentation on the model(s) shall be provided, including the PSS/E dyre file with model parameters.	
i. Generic models shall parameterize models available within the PSS/E standard model library. Exciter model shall conform to IEEE Std 421.5. Generic models shall be selected from NERC "Acceptable_Models_list_2017-08-19.xlsx"	
ii. Detailed models shall be supplied by the vendor/manufacturer as user-written models. The uncompiled source code for the user-written model shall be provided to ensure compatability with future versions of PSS/E. In lieu of the uncompiled source code, a compiled object file and applicable library files shall be provided in PSS/E versions 33 AND 34 format. Updates of the object file compatible with future PSS/E versions must be provided as requested for the life of the project as written in the power purchase agreement. Documentation shall include the characteristics of the model, including block diagrams, values, names for all model parameters, and a list of all state variables.	
c. Validated PSCAD model of the generator; and other components including energy storage system, DVAR, etc, if applicable. Documentation on the model(s) shall be provided. Refer to PSCAD Technical Memo for model requirements.	
d. Overlaid plots validating the performance of the three dynamic models for a three-phase fault. Plots shall include voltage, real and reactive power, real and reactive current.	
e. Validated Aspen Oneliner short circuit model that accurately represents the facility (including energy storage system if applicable), and is valid for all faults conditions anywhere on the Utility system. Documentation on the model(s) shall be provided. (OTHERWISE SEE ADDITIONAL TABS FOR REQUIRED INFORMATION TO MODEL INVERTER)	

**Project Interconnection - Data Request  
FOR SYNCHRONOUS GENERATION**

Updated 3/17/2021

PROJECT: \_\_\_\_\_

DATE: \_\_\_\_\_

(Nonexclusive Preliminary List)

\*\*\*ALL ITEMS ARE REQUIRED AND ALL RESPONSES MUST BE FILLED UNLESS NOT APPLICABLE.\*\*\*

		Response
7)	<b>For the main transformer and generator step-up transformers, please provide:</b>  a. Transformer voltage and MVA ratings, and available taps. Attach copy of transformer test report or data sheet b. The tap settings used. c. The LTC Control Scheme. d. Transformer winding connections and grounding used. If the transformer is not solidly grounded, provide the impedance value for the grounding method. e. Positive, negative, and zero sequence impedance values.	
8)	<b>For the circuit breakers and fault-clearing switching devices, including the generator breakers, please provide:</b>  a. The voltage, continuous current and interrupting capability ratings. b. The trip speed (time to open).	
9)	<b>For the power fuses, please provide:</b>  a. The manufacturer, type, size, and interrupting capability. b. The minimum melt and total clearing curves.	
10)	<b>For the protective relaying, please provide:</b>  a. Data for the CTs used with the relaying including the manufacturer, type of CT, accuracy class, and thermal rating factor. b. Data for the PTs used with the relaying including the manufacturer, type of PT, voltage ratings, and quantity.	



**Interconnection Requirement Study - Data Request  
FOR SYNCHRONOUS GENERATION**

Updated 3/17/21

PROJECT: \_\_\_\_\_

DATE: \_\_\_\_\_

\*\*\*ALL ITEMS ARE REQUIRED AND ALL RESPONSES MUST BE FILLED UNLESS NOT APPLICABLE.\*\*\*

A) Please provide the following generator machine information:	Response
a. Generator Base MVA	
b. Generator Rated Terminal Voltage (kV)	
c. Power Factor Range Capability	
d. Generator Reactive Power Capability Curve	
e. Generator impedance in per unit	
i. Positive sequence	
ii. Negative sequence	
iii. Zero sequence:	
f. Combined Turbine-Generator Inertia Constant, H (kW-sec / KVA)	
g. Speed damping factor (D)	
h. Generator Open-Circuit Saturation Factors. Attach Generator Saturation Curves.	
i. S(1.0):	
ii. S(1.2):	
i. Generator V-curve	

B) Please provide the following generator reactance data (in per unit on Machine MVA Base):	Response		Response
<b>Direct Axis</b>		<b>Quadrature Axis</b>	
a. Synchronous - Saturated ( $X_{dv}$ )		a. Synchronous - Saturated ( $X_{qv}$ )	
b. Synchronous - Unsaturated ( $X_{di}$ )		b. Synchronous - Unsaturated ( $X_{qi}$ )	
c. Transient - Saturated ( $X'_{dv}$ )		c. Transient - Saturated ( $X'_{qv}$ )	
d. Transient - Unsaturated ( $X'_{di}$ )		d. Transient - Unsaturated ( $X'_{qi}$ )	
e. Subtransient - Saturated ( $X''_{dv}$ )		e. Subtransient - Saturated ( $X''_{qv}$ )	
f. Subtransient - Unsaturated ( $X''_{di}$ )		f. Subtransient - Unsaturated ( $X''_{qi}$ )	
g. Negative Sequence - Saturated ( $X_{2v}$ )			
h. Negative Sequence - Unsaturated ( $X_{2i}$ )			
i. Zero Sequence - Saturated ( $X_{0v}$ )			
j. Zero Sequence - Unsaturated ( $X_{0i}$ )			
k. Leakage Reactance ( $X_{lm}$ )			

C) Please provide the following generator time constants (in seconds):	Response		Response
<b>Direct Axis</b>		<b>Quadrature Axis</b>	
a. Transient Open Circuit ( $T'_{do}$ )		a. Transient Open Circuit ( $T'_{qo}$ )	
b. Subtransient Open Circuit ( $T''_{do}$ )		b. Subtransient Open Circuit ( $T''_{qo}$ )	
c. Transient Short Circuit ( $T'_d$ )		c. Transient Short Circuit ( $T'_q$ )	
d. Subtransient Short Circuit ( $T''_d$ )		d. Subtransient Short Circuit ( $T''_q$ )	

Appendix B Attachment 2c

Updated 3/17/21

Instructions:

Please fill in the data in the green blanks below

(Note: This does not include the internal isolation transformer, if used)

[1] Maximum rated output power =  kVA

[2] Impedances in **Per Unit** based on kVA from [1]

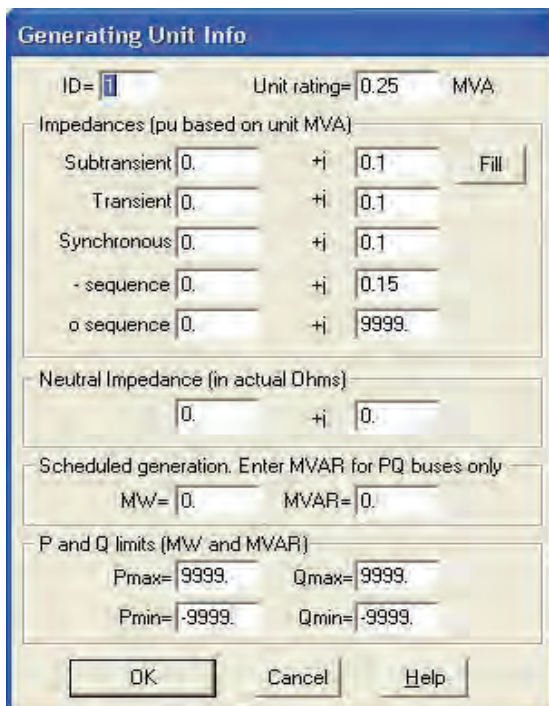
	R	X
Subtransient =	<input type="text"/>	<input type="text"/>
Transient =	<input type="text"/>	<input type="text"/>
Synchronous =	<input type="text"/>	<input type="text"/>
Negative Sequence =	<input type="text"/>	<input type="text"/>
Zero Sequence =	<input type="text"/>	<input type="text"/>

[3] Neutral impedance (if any) in actual **Ohms**:

R	X
<input type="text"/>	<input type="text"/>

NOTE: These parameters should reflect the inverter response for all types of faults at any point on the electrical system to which the inverter is connected. This includes faults at the inverter output terminals, and also on the 138 kV transmission system. If the stated parameters do not cover this range, please state the adjustments needed to these parameters to accurately represent the inverter response across this range.

These parameters will be used to model the inverter in the Aspen Oneliner program as shown in the sample dialog box below:



Appendix B Attachment 2c

Updated 3/17/21

Instructions:

Please fill in the data in the green blanks below

(Note: This is not required if an internal isolation transformer is not used)

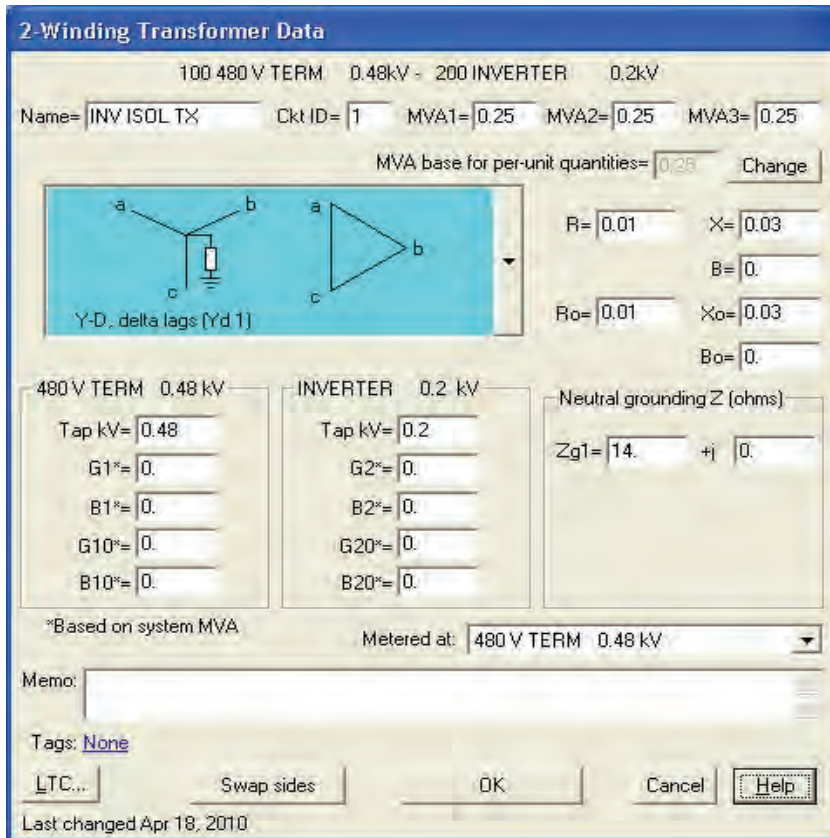
[1] Transformer rated power =  kVA

[2] Winding Configuration  
 Inverter Side =  Delta/Wye  
 Customer Side =  Delta/Wye

[2] Impedances in **Per Unit** based on kVA  
 Positive Sequence =  R X  
 Zero Sequence =

[3] Neutral impedance (if any) in actual **Ohms**:  
 R X

These parameters will be used to model the inverter in the Aspen Oneliner program as shown in the sample dialog box below:



Appendix B Attachment 2c

Updated 3/17/21

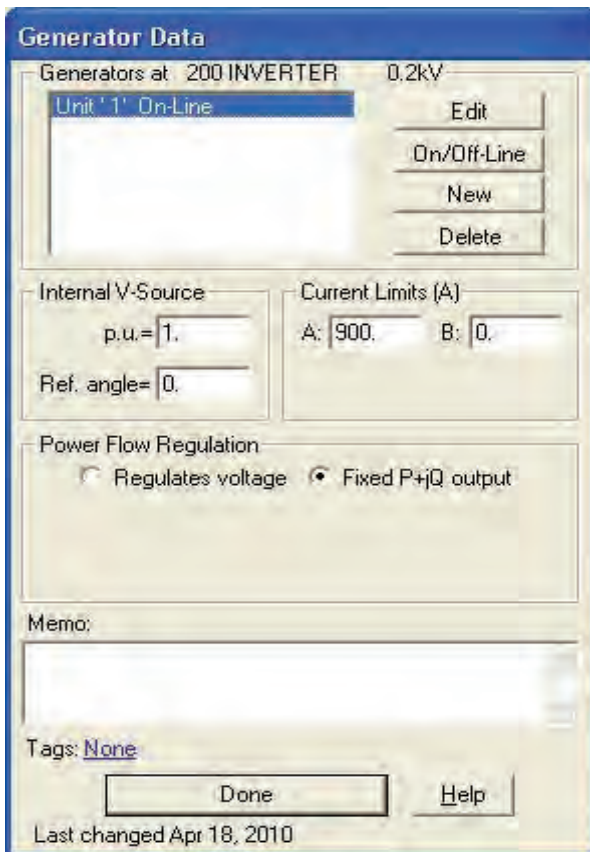
Instructions:

Please fill in the data in the green blanks below

- [1] Internal open circuit voltage  
Magnitude =  Per Unit  
Angle =  Degrees
- [2] AC Output Current Limit =  Amps

NOTE: These parameters should reflect the inverter response for all types of faults at any point on the electrical system to which the inverter is connected. This includes faults at the inverter output terminals, and also on the 138 kV transmission system. If the stated parameters do not cover this range, please state the adjustments needed to these parameters to accurately represent the inverter response across this range.

These parameters will be used to model the inverter in the Aspen Oneliner program as shown in the sample dialog box below:





# **HAWAIIAN ELECTRIC GENERATION FACILITY TECHNICAL MODEL REQUIREMENTS AND REVIEW PROCESS**

August 23, 2021



## Table of Contents

HAWAIIAN ELECTRIC FACILITY TECHNICAL MODEL REQUIREMENTS AND REVIEW PROCESS .....	0
1 INTRODUCTION.....	1
2 FACILITY TECHNICAL MODEL REQUIREMENTS.....	2
2.1 Overview of Submission .....	2
2.2 Background Functional Description of GFM and GFL .....	3
2.3 General requirements for all technical models.....	3
2.4 Requirements for generation facility PSCAD model .....	4
2.5 Requirements for generation facility PSS/E power flow model.....	4
2.6 Requirements for generation facility user defined PSS/E dynamic model.....	5
2.7 Requirements for generation facility generic PSS/E dynamic model .....	6
2.8 Requirements for generation facility ASPEN model .....	6
3 GENERATION FACILITY TECHNICAL MODEL REVIEW PROCESS.....	7
3.1 Model review in PSCAD .....	7
3.2 Model review in PSS/E.....	7
3.3 GFM Model review in PSCAD and PSS/E .....	10
4 TYPICAL ISSUES IDENTIFIED FROM THE FACILITY MODEL SUBMITTALS DURING THE PAST RFP PROCESS.....	13
REFERENCE .....	14
APPENDIX A: SAMPLE OVERLAID GENERATION FACILITY TECHNICAL MODEL OUTPUT PLOT FOR THREE-PHASE FAULT.....	15
APPENDIX B: SAMPLE TEST SYSTEM TOPOLOGYINFORMATION .....	17



# 1 INTRODUCTION

---

This document summarizes requirements of generation facility technical model submittals for request for proposals for variable renewable dispatchable generation and energy storage and describes the review process for model submittals. The requirements and examples provided are based on the Company's current information as of the date of this document and are subject to change.



## 2 FACILITY TECHNICAL MODEL REQUIREMENTS

---

To fully investigate impacts of the proposed generation facility on Hawaiian Electric's system and correctly identify any mitigation measures, the proposed generation facility technical model, along with related technical documents, will need to be submitted for review prior to System Impact Study (SIS).

### 2.1 Overview of Submission

For all generation facility types, the technical model submittal shall include:

1. PSCAD model<sup>1</sup>
2. PSS/E power flow model
3. Standard Library PSS/E dynamic model
4. User defined PSS/E dynamic model, and
5. ASPEN Oneliner model

For generation facilities categorized as inverter-based resources, both Grid Following (GFL) and Grid Forming (GFM) Mode capability may be required from the project. In this case, for each project, two sets of models shall be submitted: one with the project in GFL mode, and the other with the project in GFM mode. The GFL mode technical model submittal shall follow the list above. The GFM mode technical model submittal shall include:

6. GFM PSCAD model
7. GFM User defined PSS/E dynamic model
8. GFM ASPEN Oneliner model if it differs from the GFL model

Subject to Hawaiian Electric's approval, if the manufacturer can certify current standard library dynamic models accurately represent their equipment, standard library dynamic models may be provided and used in lieu of user defined dynamic models. As an example, if the generation facility is a traditional synchronous machine, of which the technology is standardized and widely understood across the industry, it can generally be accurately represented with current standard library dynamic models and thus a user defined dynamic model will not be required.

Along with the technical models, the following documents shall also be submitted for review:

9. User manual for all technical models, including a description of GFM functionality if GFM is used.
10. Generation facility one-line diagram
11. Generation unit manufacturer datasheet(s)
12. Generation unit reactive power capability curve(s)
13. Overlaid generation facility technical model output data for three-phase fault and single-phase fault. (Sample plots are shown in Appendix A)

---

<sup>1</sup> For specific PSCAD model requirements, refer to <http://www.electranix.com/wp-content/uploads/2021/02/Requirements-Rev.-10-Feb-3-2021.pdf>





## 2.2 Background Functional Description of GFM and GFL

Grid Following and Grid Forming are terms with some ambiguity in current industrial usage. For the purpose of this document, the following definitions are provided as high level functional descriptions. For more detailed descriptions of what is required for each of these control modes, it is recommended to carefully review descriptions of the functional tests which will be performed.

### Grid Following (GFL) Mode:

Grid Following is defined as follows: An inverter-based resource that relies on fast synchronization with the external grid in order to tightly control the inverter's active and reactive current outputs. If these inverters are unable to remain synchronized effectively during grid events or under challenging network conditions, they are unable to maintain controlled, stable output. Advanced versions of these devices (Advanced Inverters) can provide grid supporting functions such as: voltage and frequency ride-through, volt-VAR, frequency-Watt, volt-watt, etc.; when they are able to remain synchronized.

### Grid Forming (GFM) Mode:

Grid Forming is defined as follows: GFM controls set an internal voltage waveform reference such that an inverter with the GFM control shall be able to synchronize with the grid and regulate active and reactive power generation appropriately, regardless of the grid's strength, or operate independently of other generation. An inverter with GFM control shall immediately respond to grid disturbances to support stability of the grid and maintain its own control stability during the system disturbances.

## 2.3 General requirements for all technical models

All technical models need to represent the whole generation facility, not only a generation unit such as one inverter or as separate files representing pieces of the facility. At minimum, the following equipment shall be included in the single whole generation facility model:

1. Generation unit, such as inverter with DC side model, or a rotating machine with model of exciter and governor.
2. Step up transformer, with correct impedances and winding configuration
3. Collection system, aggregated per WECC guidance<sup>2</sup>
4. Main interconnection transformer, or GSU, with its tap changer if applicable, including correct impedances and winding configuration
5. Grounding transformer if used
6. VAR compensation device, such as cap bank or STATCOM, if applicable
7. Power plant controller (not for ASPEN model)
8. Documentation
9. Gen-tie line (as applicable)

---

<sup>2</sup> <https://www.wecc.org/Reliability/WECCWindPlantPowerFlowModelingGuide.pdf>



Equivalent or aggregated representations of the collection system, generator step-up transformers, and inverter systems are acceptable if it can accurately represent the generation facility and its response characteristics.

## 2.4 Requirements for generation facility PSCAD model

In addition to the general requirements mentioned above, the generation facility PSCAD model shall satisfy requirements as described in the latest version of the PSCAD Model Requirements document from Electranix Corporation (<https://www.electranix.com/the-electranix-library/>) and provided by Hawaiian Electric.

The control implementation (e.g., turbine controls, inverter controls, protection and measurement algorithms, and plant-level controller) in the generation facility PSCAD model shall implement the actual control code from the equipment. The PSCAD model shall provide output channel of voltage and frequency measured by the Facility and used for Facility's control and protection.

For the generation facility with grid-forming control, a document which describes the general mechanism and implementation of the grid-forming control is required.

## 2.5 Requirements for generation facility PSS/E power flow model

The generation facility PSS/E power flow model shall be provided for PSS/E versions 33, 34 and 35. Besides the general requirements mentioned above, the following modeling data shall be provided in the model:

1. Conductor
  - a. Impedance, both positive sequence and zero sequence
  - b. Rating: Rating A – normal rating, and Rating B – emergency rating
2. Transformer
  - a. Nominal voltages of windings
  - b. Impedance data: specified R and X
  - c. Tap ratios
  - d. Min and Max tap position limits
  - e. Number of tap positions
  - f. Regulated bus
  - g. Ratings: Rate A – normal rating; Rate B – emergency rating
  - h. Winding configuration
3. Reactive power compensation, if applicable
  - a. Fixed Shunts: G-Shunt (MW), B-Shunt (MVar)
  - b. Switched Shunts: Voltage limits (V<sub>hi</sub> and V<sub>low</sub>), mode of operation (fixed, discrete, continuous), regulated bus, Binit (MVar), steps and step size (MVar)
4. Generation unit
  - a. P<sub>max</sub>
  - b. P<sub>min</sub>
  - c. Q<sub>max</sub>
  - d. Q<sub>min</sub>
  - e. Name plate MVA



- f. Transformer data: R Tran, X Tran, and Gentap.
- g. Voltage control point

## 2.6 Requirements for generation facility user defined PSS/E dynamic model

The submitted user defined PSS/E dynamic model shall meet the following requirements:

1. The generation facility PSS/E dynamic model shall be provided for PSS/E versions 33, 34 and 35.
2. The project shall be modeled at full output per the project's Interconnection Request.
3. User defined dynamic models must accurately model all the relevant control modes and characteristics of the equipment, such as:
  - a. All available voltage/reactive power control modes
  - b. Frequency/governor response control modes
  - c. Voltage and frequency ride-through characteristics
  - d. Power plant controller or group supervisory functionality
  - e. Appropriate aggregate modeling capability
  - f. Charging mode if applicable (e.g., for a battery energy storage device)
4. Dynamic model source code (.flx, .for, .f90, .f, etc.), or dynamic linked library (.dll), and PSS/E dyr file shall be provided.
5. User defined dynamic model plant-specific settings shall comply with requirements listed in the Power Purchase Agreement, including ride-through thresholds and other specified control settings if applicable.
6. User defined dynamic models related to individual units shall be editable in the PSS/E graphic user interface. All model parameters (CONS, ICONS, and VARS) shall be accessible and shall match the description in the model's accompanying documentation.
7. User defined dynamic models shall have all their data reportable in the "DOCU" listing of dynamics model data, including the range of CONS, ICONS, and VARS numbers. Models that apply to multiple elements (e.g., park controllers) shall also be fully formatted and reportable in DOCU.
8. User defined dynamic models shall be capable of correctly initializing and run through the simulation throughout the range of expected steady state starting conditions without additional manual adjustments.
9. User defined dynamic models shall be capable of allowing all documented (in the model documentation) modes of operation without error.
10. User defined dynamic model shall be accompanied by the following documentation:
  - a. A user's guide for each model
  - b. Appropriate procedures and considerations for using the model in dynamic simulations
  - c. Technical description of characteristics of the model
  - d. Block diagram for the model, including overall modular structure and block diagrams of any sub-modules
  - e. List of plant-specific settings, which may include:
    - i. Ride-through thresholds and parameters
    - ii. Plant-level voltage controller settings
    - iii. Power ramp rate settings
    - iv. ICON flag parameters for specific control modes



- v. Deadbands
- vi. Initial State of Charge (SOC)
- f. Values, names and detailed explanation for all model parameters
- g. List of all state variables, including expected ranges of values for each variable

## 2.7 Requirements for generation facility generic PSS/E dynamic model

The submitted generic PSS/E dynamic model should meet the following requirements:

1. All generic PSS/E dynamic models must be standard library models in PSS/E.
2. The generation facility PSS/E dynamic model shall be provided for PSS/E versions 33, 34 and 35.
3. The project shall be modeled at full output per the project's Interconnection Request.
4. Generic dynamic models must accurately model all the relevant control modes and characteristics of the equipment, such as:
  - a. All available voltage/reactive power control modes
  - b. Frequency/governor response control modes
  - c. Voltage and frequency ride-through characteristics
  - d. Power plant controller or group supervisory functionality
  - e. Appropriate aggregate modeling capability
  - f. Charging mode if applicable (e.g., for a battery energy storage device)
5. PSS/E dyr file shall be provided.
6. Generic dynamic models' plant-specific settings should comply with requirements listed in the Power Purchase Agreement, including ride-through thresholds and other specified control settings if applicable.
7. Generic dynamic models shall be capable of correctly initializing and run through the simulation throughout the range of expected steady state starting conditions without additional manual adjustments.
8. Generic dynamic models shall be accompanied by the following documentation:
  - a. A user's guide for each model
  - b. Appropriate procedures and considerations for using the model in dynamic simulations
  - c. Technical description of characteristics of the model
  - d. List of plant-specific settings, which may include:
    - i. Ride-through thresholds and parameters
    - ii. Plant-level voltage controller settings
    - iii. Power ramp rate settings
    - iv. ICON flag parameters for specific control modes
    - v. Deadbands
    - vi. Initial State of Charge (SOC)

## 2.8 Requirements for generation facility ASPEN model

Besides the general requirements, validation results of three-phase fault current from the generation unit represented in the generation facility ASPEN Oneliner model shall be provided.



## 3 GENERATION FACILITY TECHNICAL MODEL REVIEW PROCESS

---

To review the generation facility technical model, the following procedures are performed in the PSCAD and PSS/E environment. A review of the results will be documented and provided to the Customer for confirmation of model acceptance or further model updates.

### 3.1 Model review in PSCAD

- 1) Review model data against latest version of the PSCAD Model Requirements document from Electronix Corporation (<https://www.electronix.com/the-electranix-library/>) provided by Hawaiian Electric. In this step, it will be determined whether the model is complete, generation facility settings are according to the Power Purchase Agreement, and if the model can be compiled and run without any error. Checklists are provided in this document which are useful for both preparing a model submission, and for reviewing a model submission.
- 2) Initialization test:  
In this step, the generation facility PSCAD model will be determined whether the model initialization is acceptable. Hawaiian Electric requires that:
  - 1) The PSCAD model shall initialize as quickly as possible (e.g. <1-3 seconds) to user defined terminal conditions.
  - 2) Project PSCAD model shall initialize properly and that the same power flow and voltage conditions shall be observed between the PSCAD and PSS/E models after initialization.
- 3) Voltage and frequency ride-through tests:  
In this step, the generation facility PSCAD model ride-through performance will be reviewed by performing voltage and frequency ride-through simulations in PSCAD. The review will focus on the generation facility model dynamic response during and after ride-through and generation facility trip time.
- 4) Fault simulation tests:  
Two types of fault tested at the Point of Interconnection bus of the generation facility will be performed in this step.
  - i) 3-phase to ground fault with 6-cycle clearing time (same as the PSS/E ring down model test described in the following section).
  - ii) 1-phase to ground fault simulation with 6-cycle clearing time.

In this test, fault current contribution from the generation facility observed in the simulation will be reviewed by comparing it against the generation facility technical document.

### 3.2 Model review in PSS/E

- 1) **Model data review:**  
Review model data based on the requirements for PSS/E power flow and dynamic model provided by Hawaiian Electric. In this step, the review determines whether the model is complete, generation facility settings is according to the PPA, and model can be compiled and run without any error.



## a. Steady State Model Data Review

Review the ratings and impedances of all equipment in the ASPEN Oneliner, PSS/E and PSCAD models and check for discrepancies.

Table 1. Steady State Model Data Review

Equipment	Comments
Gen-Tie Line	PSS/E, PSCAD and ASPEN models should match
Main Power Transformer Impedance	PSS/E, PSCAD and ASPEN models should match
Main Power Transformer Impedance	PSCAD and ASPEN models should match
PV Collector System Data	PSS/E, PSCAD and ASPEN models should match
BESS Collector System Data	PSS/E, PSCAD and ASPEN models should match
Inverter Pad Mount Transformer Impedance	PSS/E, PSCAD and ASPEN models should match
Inverter Pad Mount Transformer Configuration	PSCAD and ASPEN models should match
Inverter Power Flow Data	PSS/E and PSCAD models should match
Voltage Control Point	PSS/E and PSCAD models should match

## b. Dynamic Data Review

Compare the various dynamic model parameters and note any discrepancies.

Table 2. Dynamic Model Data Review

Equipment	Comments
Power Plant Controller (PPC)	Review number of PPCs. Should represent actual setup of plant when in service.
Control Flags	PSS/E and PSCAD control flags should match.
Control Bus/Point of Measurement	Control buses should match in PSS/E and PSCAD models.
Frequency Control Dead Band	The frequency thresholds for primary and secondary control should match in the PSCAD and PSS/E models.
Initial State of Charge (SOC)	Make sure the initial state of charge is set up correctly to prevent initialization issues.
Voltage and Frequency Ride Through	The voltage and frequency ride through settings should match in the PSS/E user-written, PSS/E generic and PSCAD models.
P/Q priority data	The P/Q priority flags should match in the PSS/E user-written, PSS/E generic and PSCAD models

**2) Flat start test:**

PSS/E models shall initialize correctly and be capable of successful “flat start” testing using the 20 Second No-Fault simulation: This test consists of a 20 second simulation with no disturbance applied. Flat run in a two-machine system (one machine is a synchronous machine, e.g., GENCLS model, and the other machine is a project’s model.)



### 3) Ring down test:

PSS/E models shall initialize correctly and be capable of successful “ring down” testing using the 60 Second Disturbance Simulation: This test consists of the application of a 3-phase fault for 6 cycles at POI bus, followed by removal of the fault without any lines being tripped. The simulation is run for 60 seconds to allow the dynamics to settle.

### 4) Voltage and frequency ride-through tests:

In this step, the generation facility PSS/E model ride-through performance will be reviewed by performing voltage and frequency ride-through simulation in PSS/E. The review will focus on the generation facility model dynamic response during and after ride-through and generation facility trip time. **The procedures and values listed in this section are illustrative and serve as examples only; ride-through durations shall be tested against the minimum requirements outlined in the respective PPA.**

#### a. Voltage Ride-Through

- In these simulations, the POI voltage is varied to test the facility’s ride-through capabilities and responses to POI voltage excursions. In the PSS/E simulations, two sets of tests are performed: one for testing the ride-through capabilities and the other for testing the responses to voltage excursions. These two sets of tests are similar, except that the grid equivalent representation is different. For the ride-through tests, the grid equivalent is represented by a generator with a very large MVA, which connects to the POI bus directly.
  - o *As an example, for the voltage excursion response tests, the grid equivalent may be represented by a 200 MVA generator (actual MVA rating dependent on POI, please consult the Company for representative values) which connects to the POI through a branch with a reactance of 0.1 p.u.*
- In the PSCAD simulations, the focus is on testing the facility’s reactive power responses to POI voltage excursions, and not on testing the voltage ride-through capability.

Table 3 shows the voltage excursions that will be simulated in the PSCAD tests.

Table 3. Voltage	Duration (s)
1.20	0.8
1.10	2.0
0.88	2.0
0.70	2.0

Each of the above discussed tests were performed for the following three generation dispatches:

- i. PV output only: In this dispatch, the PV unit is at maximum output and the BESS unit is online at 0 MW.
- ii. BESS output only: In this dispatch, the BESS unit is discharging at maximum output and the PV unit is online at 0 MW.





- iii. PV charging BESS: In this dispatch, the PV unit is at its maximum output and is charging the BESS at its minimum level.
- b. Frequency Ride-Through
- In these simulations, the system frequency is varied to test the facility's responses to grid's frequency excursions. In the PSS/E tests, high and low frequency excursions are simulated to mimic the frequency ride through thresholds specified in the PPA and the response of the facility is observed. Both the frequency ride-through capability of the facility and its active power response to frequency excursions are tested in the PSS/E simulations.
  - In the PSCAD simulations, the focus is on testing the facility's active power responses to frequency excursions, and not on testing the frequency ride-through capability. Table 4 and Table 5 show example frequency excursions that are simulated in the PSCAD tests.

Table 4. Frequency Excursions for PSCAD High Frequency Response Test

Frequency Level (Hz)	Duration (s)
60.1	2.0
63.0	2.0

Table 5. Frequency Excursions for PSCAD Low Frequency Response Test

Frequency Level (Hz)	Duration (s)
59.9	2.0
56.0	2.0

### 5) Expected Model Performance

- a. Matching steady-state model parameters between the PSS/E user-written, generic models and the PSCAD model.
- b. Matching control options between the three types of models.
- c. Matching voltage and frequency ride-through parameters between the three types of models. The settings should meet the ride-through requirements specified in the PPA.
- d. Flat run results do not show any movement for any of the three models.
- e. Ring-down simulation results show stable and proper responses, and the responses from the three models should show reasonable matches.
- f. Ride-through simulation results should show stable and proper responses, and the responses should show reasonable matches. The ride through performance should meet the PPA requirements.

### 3.3 GFM Model review in PSCAD and PSS/E

The tests described below will be performed in addition to the GFL model tests described in section 3.1.



**Test notes:**

- Applicable for generation facilities which have grid-forming control capability
- Assumption is that BESS has available energy and is dispatched suitably for the tests
- Each test will be repeated with three initial operating conditions, as applicable (PV output only, BESS output only, PV charging BESS)
- The project should be configured to be in GFM mode throughout these tests

**1) Able to black start and operate in an electrical island (applicable if project is providing black start capability):**

Test sequence: energize main power transformer from project side, then connect project to a load, then apply a bus fault at the POI, then remove the fault. Expected results: voltage and frequency should be stable and settle back to close to their nominal values after the disturbances.

**2) Loss of the last synchronous machine:**

Test system will be a three-machine system including: a synchronous machine modeled by GENROU with a simple excitation system model (e.g., SCRX) and a simple governor model (e.g., TGOV1), a load with both real and reactive components, and duplicates of a project's model. Duplicates of a project's model are utilized here to check if the project is able to share real and reactive power properly with other generators. Test event: trip the synchronous generator. Expected results: voltage and frequency should be stable and settle back to close to their nominal values after the disturbance, within the tolerance of the droop and deadband settings.

**3) Weak grid operation:**

Test system is the project plant model and an equivalent voltage source behind an impedance connected at the POI. The test will be to gradually decrease MVA of the equivalent voltage source within a range and check if the project's model is able to work with the studied MVA range.

**4) Able to operate in harmony with other converter resources and synchronous machines:**

Test system is the three-machine system including: a synchronous machine modeled by GENROU with a simple excitation system model and a simple governor model, a load with both real and reactive components, and duplicates of a project's model. Simulation tests to be performed may include load step up/down, ringdown, voltage ride through and frequency ride-through tests. Expected results: voltage and frequency should be stable and settle back to close to their nominal values after the disturbances.

Particularly related to frequency control characteristics, we will test for configurable frequency droop control and configurable deadband characteristics. The frequency deadband should be settable in the range from +/- 0.01 Hz to +/- 1.0 Hz and the frequency droop shall be settable in the range of 0.1% to 10% with a typical value of 4%. A sample characteristic of frequency droop control with deadband is shown in Figure 1.

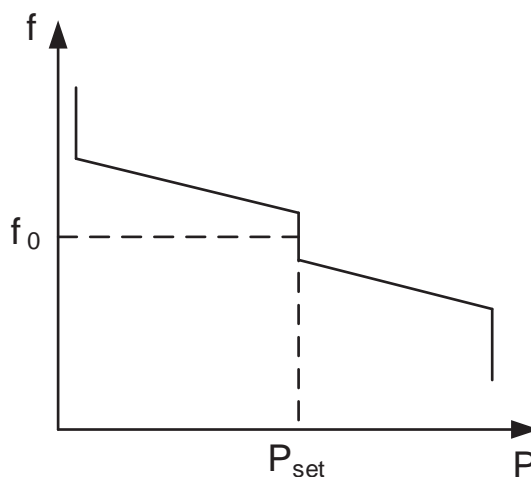


Figure 1 – Frequency Droop Control Characteristic with Deadband

**5) Switching from an electrical island to a grid-connected configuration while in GFM mode (dependent on specific project technology and controls)**

Test system is the two-machine system. Test sequence: energize main power transformer from project side, then connect project to a load (if project model does not have black-start capability, the plant will be initialized using a voltage source which will be switched out after initialization). At this point, the project will be operating in an island. Then switch in the synchronous generator. Expected results: voltage and frequency should be stable and settle back to close to their nominal values after the disturbances.

**Tests to be performed for PSS/E models only**

**6) Reduction in frequency deviation in GFM mode**

Test system will be a relevant HECO island system model. Test event is loss of a large generator. Project model will be in GFL mode and GFM mode. Result: less degree of frequency deviation is expected when project is in GFM mode than when the project is in GFL mode.

**ASPEN Model Check**

**7) A review of the ASPEN Oneliner generation models will be performed.**

As mentioned above, two models are expected for each project: one model for GFL mode, and the other for GFM mode. Documentation associated with the models should be provided. The model review will check if the components of a project are modeled properly, such as transformers, equivalent collector system, equivalent generator, etc., and that the model data are consistent to the PSS/E and PSCAD model data. A fault simulation test will also be performed in a two-machine system. Total current at the fault location and contribution from each machine will be reviewed and documented.



## 4 TYPICAL ISSUES IDENTIFIED FROM THE FACILITY MODEL SUBMITTALS DURING THE PAST RFP PROCESS

---

### 1. Missing documentation

Only generation technical facility models are submitted, but no model user manual or any other documentation. Without model documentation, it is very difficult to know the correct procedures of using the technical models and identifying issues during the review.

### 2. Model incompleteness

Often, the model of a single generation unit, such as an inverter, is submitted instead of model of the whole generation facility, which is insufficient. The model of the generation facility should include models for all equipment listed in the section of “General requirements for all technical models”.

### 3. Settings in the model

Type issues in this category are:

- The PSCAD (GFL and/or GFM) and PSS/E model ride-through settings are not consistent with the minimum settings defined in the Power Purchase Agreement.
- Generation MW is not set as defined.
- Model is set for 50 Hz instead of 60 Hz

### 4. Model function issues

Some models do not function as expected during different test scenarios. For example:

- Fault current contribution from the generation facility is higher than what is described in the generation facility datasheet
- Generation level is not stable with provided settings during the initialization test
- Inadequately damped oscillations observed in the ringdown test
- Ride-through performance does not reach minimum requirements defined in the Power Purchase Agreement

### 5. Power Plant Controller (PPC)

Often, the PPC control had not yet been fully considered when models are submitted, which results in improperly configured PPC controls, or model submissions missing the PPC altogether. The PPC(s) included in the facility model should include coordination functionality between the plant components, and should represent the actual planned implementation.



## REFERENCE

---

- [1] New England Iso Planning procedure – Interconnection planning procedure for generation and elective transmission upgrades
- [2] ERCOT Planning Guide, 2019
- [3] PJM MOD-032 Steady State, Dynamics, and Short Circuit Modeling Data Requirements and Reporting Procedures Document



**APPENDIX A: SAMPLE OVERLAID GENERATION FACILITY TECHNICAL MODEL OUTPUT PLOT FOR THREE-PHASE FAULT**

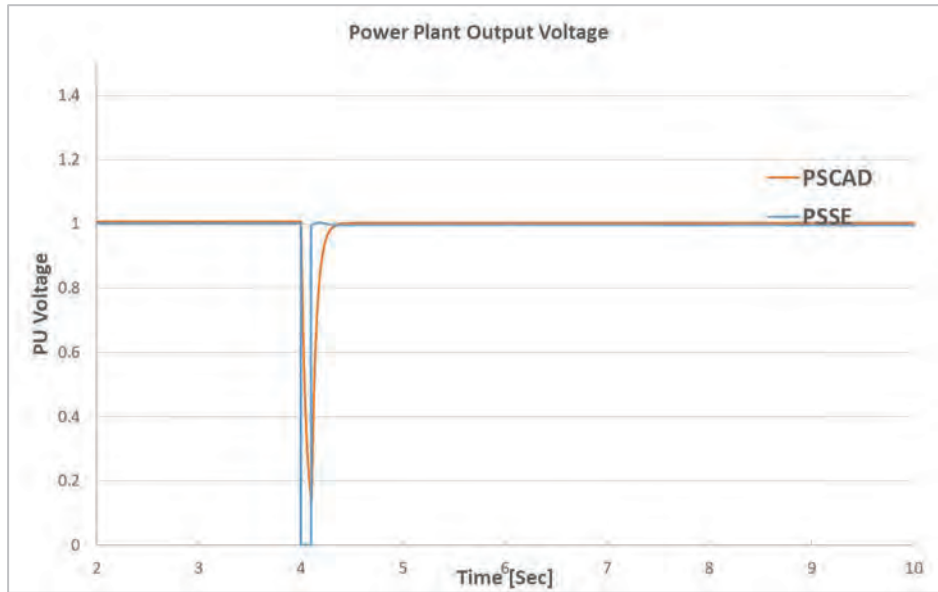


Figure 1: Overlaid plot for power plant voltage

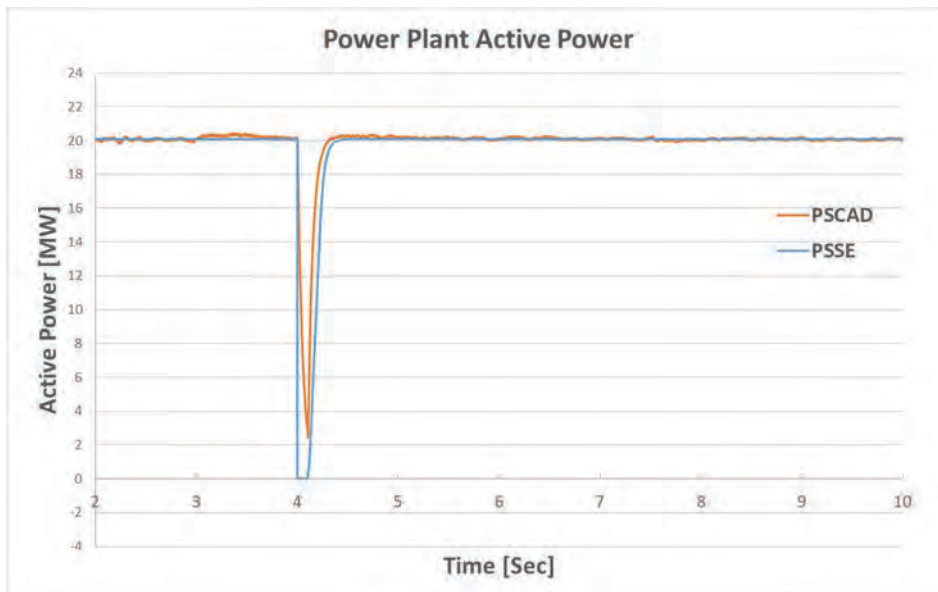


Figure 2: Overlaid plot for power plant active power generation

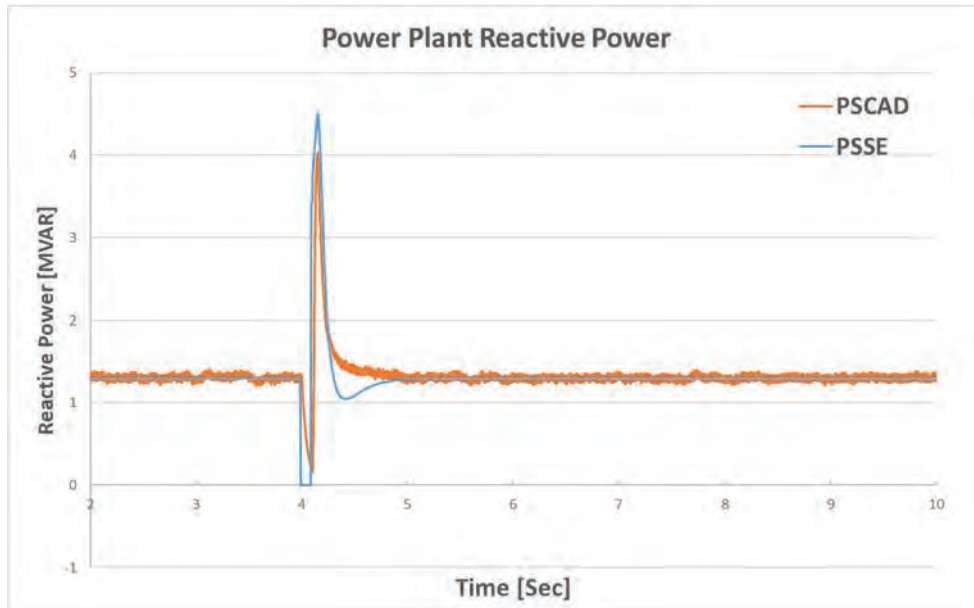


Figure 3: Overlaid plot for power plant reactive power generation



## APPENDIX B: SAMPLE TEST SYSTEM TOPOLOGY INFORMATION

On weak grids such as island systems, it is important to test the models using a representative high Thevenin equivalent impedance.

A typical topology of testing circuit which represents Hawaiian Electric system for 46 kV project is shown in Figure 4. Sample 46 kV Thevenin equivalent impedance is available upon request for model testing.

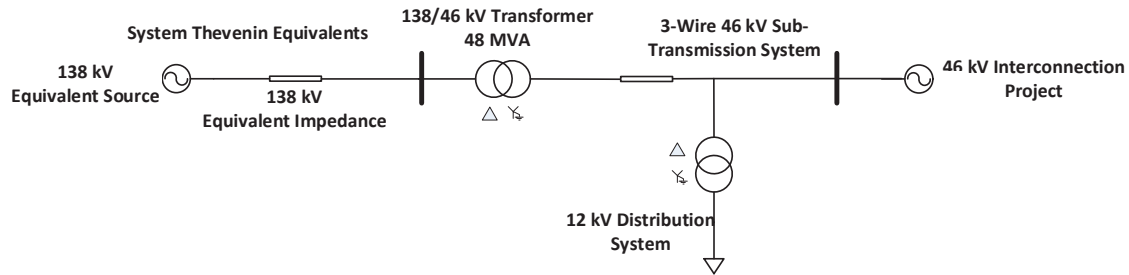


Figure 4: Testing circuit single line diagram for 46 kV project

A typical topology of testing circuit which represents Hawaiian Electric system for 138 kV project is shown in Figure 5. Sample 138 kV Thevenin equivalent impedance is available upon request for model testing.

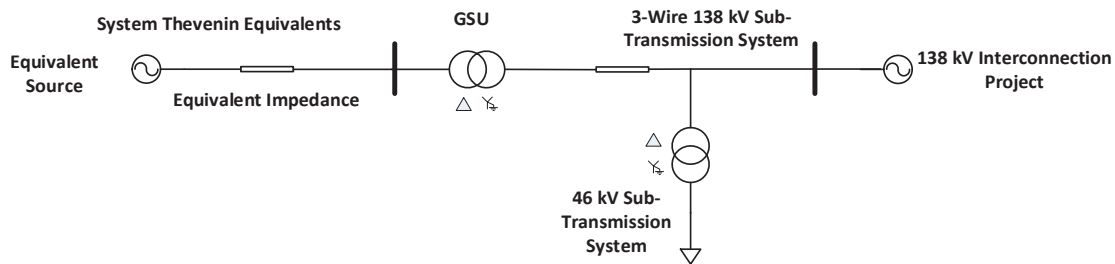


Figure 5: Testing circuit single line diagram for 138 kV project

Appendix B Attachment 4  
 Stage 3 Model and Interconnection Requirements Study (IRS) Scope

Island Size	Maui Connecting to 69kV Wind	Maui Connecting to 69kV PV+ESS, Wind+ESS, or Standalone ESS Grid Forming Models • PSS®E Generic, PSS®E User Defined, PSCAD, and ASPEN.	Maui Connecting to 69kV Synchronous Generation PSS®E Generic, PSCAD, and ASPEN.
Models	PSS®E Generic, PSS®E User Defined, PSCAD, and ASPEN.	PSS®E Generic, PSS®E User Defined, PSCAD, and ASPEN.	PSS®E Generic, PSCAD, and ASPEN.
<b>Interconnection Requirement Study Scope</b>	<p><b>Tasks</b>                      (Include selected tasks in the IRS. Exclude tasks that are unselected)</p> <p><input checked="" type="checkbox"/> Error! Reference source not found.</p> <p><input checked="" type="checkbox"/> Error! Reference source not found.</p> <p><input checked="" type="checkbox"/> Error! Reference source not found.</p> <p><input checked="" type="checkbox"/> Error! Reference source not found.</p> <p><input checked="" type="checkbox"/> Reverse Power Flow</p> <p><input checked="" type="checkbox"/> Reactive Power Requirements</p> <p><input checked="" type="checkbox"/> Error! Reference source not found.</p> <p><input checked="" type="checkbox"/> Error! Reference source not found.</p> <p><input checked="" type="checkbox"/> Error! Reference source not found. (In-Rush Current)</p> <p><input checked="" type="checkbox"/> Error! Reference source not found.</p> <p><input checked="" type="checkbox"/> PSSE Analyses</p> <p><input checked="" type="checkbox"/> PSCAD Analyses for Weak Grid Conditions</p> <p><input type="checkbox"/> Grid Forming Analyses</p> <p><input checked="" type="checkbox"/> Error! Reference source not found.</p> <p><input checked="" type="checkbox"/> Error! Reference source not found.</p> <p><input checked="" type="checkbox"/> Transient Overvoltage (TrOV)</p> <p><input checked="" type="checkbox"/> Error! Reference source not found. Fault Overvoltage (GFOV)</p> <p><input type="checkbox"/> Error! Reference source not found.</p> <p><input type="checkbox"/> Harmonics Model Analysis</p> <p><input type="checkbox"/> Harmonics Monitoring Assessment</p>	<p><b>Tasks</b>                      (Include selected tasks in the IRS. Exclude tasks that are unselected)</p> <p><input checked="" type="checkbox"/> Error! Reference source not found.</p> <p><input checked="" type="checkbox"/> Error! Reference source not found.</p> <p><input checked="" type="checkbox"/> Error! Reference source not found.</p> <p><input checked="" type="checkbox"/> Error! Reference source not found.</p> <p><input checked="" type="checkbox"/> Reverse Power Flow</p> <p><input checked="" type="checkbox"/> Reactive Power Requirements</p> <p><input checked="" type="checkbox"/> Error! Reference source not found.</p> <p><input checked="" type="checkbox"/> Error! Reference source not found.</p> <p><input checked="" type="checkbox"/> Error! Reference source not found. (In-Rush Current)</p> <p><input checked="" type="checkbox"/> Error! Reference source not found.</p> <p><input checked="" type="checkbox"/> PSSE Analyses</p> <p><input checked="" type="checkbox"/> PSCAD Analyses for Weak Grid Conditions</p> <p><input type="checkbox"/> Grid Forming Analyses</p> <p><input checked="" type="checkbox"/> Error! Reference source not found.</p> <p><input checked="" type="checkbox"/> Error! Reference source not found.</p> <p><input checked="" type="checkbox"/> Transient Overvoltage (TrOV)</p> <p><input checked="" type="checkbox"/> Error! Reference source not found. Fault Overvoltage (GFOV)</p> <p><input type="checkbox"/> Error! Reference source not found.</p> <p><input type="checkbox"/> Harmonics Model Analysis</p> <p><input type="checkbox"/> Harmonics Monitoring Assessment</p>	<p><b>Tasks</b>                      (Include selected tasks in the IRS. Exclude tasks that are unselected)</p> <p><input checked="" type="checkbox"/> Error! Reference source not found.</p> <p><input checked="" type="checkbox"/> Error! Reference source not found.</p> <p><input checked="" type="checkbox"/> Error! Reference source not found.</p> <p><input checked="" type="checkbox"/> Error! Reference source not found.</p> <p><input checked="" type="checkbox"/> Reverse Power Flow</p> <p><input checked="" type="checkbox"/> Reactive Power Requirements</p> <p><input checked="" type="checkbox"/> Error! Reference source not found.</p> <p><input checked="" type="checkbox"/> Error! Reference source not found.</p> <p><input checked="" type="checkbox"/> Error! Reference source not found. (In-Rush Current)</p> <p><input checked="" type="checkbox"/> Error! Reference source not found.</p> <p><input checked="" type="checkbox"/> PSSE Analyses</p> <p><input checked="" type="checkbox"/> PSCAD Analyses for Weak Grid Conditions</p> <p><input type="checkbox"/> Grid Forming Analyses</p> <p><input checked="" type="checkbox"/> Error! Reference source not found.</p> <p><input checked="" type="checkbox"/> Error! Reference source not found.</p> <p><input checked="" type="checkbox"/> Transient Overvoltage (TrOV)</p> <p><input checked="" type="checkbox"/> Error! Reference source not found. Fault Overvoltage (GFOV)</p> <p><input type="checkbox"/> Error! Reference source not found.</p> <p><input type="checkbox"/> Harmonics Model Analysis</p> <p><input type="checkbox"/> Harmonics Monitoring Assessment</p>
<b>Reference Single Line Diagram</b>	See Appendix H	See Appendix H	See Appendix H



## DETAILED INSTRUCTIONS FOR COMMUNITY OUTREACH PLAN

- The Community Outreach Plan should be as current and explanatory as possible.
  - The Community Outreach Plan information must be included in the information Proposers selected to the Final Award Group make available on their website when the website is posted publicly.
  - The Company will also require (monthly/bi-monthly) project status updates from Proposers to verify the implementation of the COP and will ensure Proposers provide accessible opportunities for community members and stakeholders to provide public comment as required by the RFP.
- Proposers selected to the Final Award Group must develop a public Project website, which shall include all the information on the Community Outreach Plan table for their Project.
- Proposers must develop Project presentations that include all the information on the Community Outreach Plan table (sample template provided).
- Due to the uncertainty of the duration of the COVID-19 pandemic, all Proposers are required to plan for both in-person and virtual community meetings. As we near the dates that community meetings are scheduled, in the interest of public health and safety, the conditions at the time will determine if in-person meetings or virtual meetings will be required.
  - Virtual community meetings can either be community televised, or online, but must incorporate technology that allows for live engagement and interaction between the Proposer and community participants.
- Proposers must communicate important information about the Project with stakeholders in advance of community meetings.
- Proposers must perform media outreach (earned media) and advertising (paid media) to raise community awareness of any public meeting. Media advisories (sample attached) must be issued to the following media and organizations a minimum of 30 days prior to a public meeting. Media advisories do not need to be reviewed and approved by Hawaiian Electric, but must be shared with Hawaiian Electric for awareness.
  - For Oahu Projects
    - Star Advertiser
    - Civil Beat
    - Hawaii News Now
    - KHON2 News
    - KITV4 News
    - Neighborhood Boards
  - For Maui Projects
    - Maui News
    - Maui Now
    - Civil Beat
    - Hawaii News Now
    - KHON2 News
    - KITV4 News
  - For Hawaii Island Projects
    - Hawaii Tribune Herald
    - West Hawaii Today
    - Civil Beat
    - Hawaii News Now
    - KHON2 News
    - KITV4 News

- Advertisements must be placed in area community publications.
  - Guidance from the Company can be provided upon request
  - Information in the ads must be consistent with the media advisory
- Public comments in support and in opposition to the proposed Project must be compiled and filed verbatim with the Public Utilities Commission.
- Proposers must work with and inform neighboring communities and stakeholders to provide community members timely information during ALL phases of the project, which must include, but not be limited to the Power Purchase Agreement negotiation period, the permitting process periods, and throughout construction.
- A documented community benefits package highlighting the distribution of funds must be developed by Proposers for Hawaiian Electric's review. This document will be made public on each Proposer's website and must demonstrate how funds will directly address needs in the host community to benefit community members.
  - The community benefits package must include documentation of each Proposer's community consultation and input collection process to define host community needs along with community-supported actions and/or programs aimed at addressing those needs.
  - Preference will be given to Proposers that commit to setting aside a larger amount or commit to providing other benefits (including but not limited to creating local jobs, payment of prevailing wages, or improving community infrastructure).
  - Specify the amount of funds (\$) that the Proposer will commit on an annual basis to provide as community benefits. As described in Section 4.4.2 of the RFP, at a minimum, Proposers should commit to setting aside \$3,000 per MW, up to \$200,000 per year, for community benefits.
  - The Proposer may choose to identify and select an eligible non-profit organization to serve as the administrator for the duration of the contract term responsible for ensuring the project's community benefit is appropriately disbursed. Should a Proposer need an example of the use of a community benefit funding host, the Company will provide such example(s) upon request.
    - If Proposers opt to work with a 501(c)(3) non-profit organization(s) to host and/or distribute community benefit funding, the names of the organization(s) must be provided with documentation 90 calendar days upon signing of the appropriate Stage 3 Contract.
    - Name of non-profit organization(s)
    - Letter from non-profit organization, signed by organization's executive and Board Chair agreeing to serve as community benefit fund administrator for the duration of the contract term
    - Relevant experience of non-profit
    - Years of existence of non-profit
  - Any other community benefits (in addition to community funding) that will provide direct benefit to the Project's host community
- Should any COVID-19 related events interfere with the Proposer's ability to perform the listed actions, Proposer should inform the Company immediately of such effects for Company's consideration and guidance, and possible proposal of alternate actions.

**CONTACT:** NAME, 808.XXX.XXXX **FOR IMMEDIATE RELEASE**

Email address

Date

## Media Advisory: Title

Project description to be drafted by developer. Description must include the location of proposed project and supporting background information.

**Date:** TBD

**Time:** TBD

**Location:** TBD

**Purpose:** To share information about a **TYPE (e. g. CBRE solar, etc.)** renewable energy project proposed to be developed in **COMMUNITY** near **AREA REFERENCE** and to solicit public comments to be filed with the Public Utilities Commission.

**Contact:** For more information, call **808.XXX.XXXX** or visit **(website/social media)**

###

Project Name

Proposer Name

# Project Benefits

- Details

# Community Benefits

- Details

# Proposed Facility Location in/near what City/Area

- Map
- Dimensions of proposed project
- Include all project components

# Project Description

- Details



# Site Layout Plan

- Project Layout
- Project Visual Simulations
  - Multiple public vantage points

# Interconnection Route

- Map

# Required Government Permits and Approvals

- Preliminary Schedule
- Opportunities for public comment

## Environmental Impacts

- Preliminary environmental assessment of the site (including any pre-existing environmental conditions)

## Cultural Impacts

- Identify any cultural, historic or natural resources that will be impacted by the project
- Describe the potential impacts on these resources
- Identify measures to mitigate such impacts.

## Construction Related Updates

- Plan for reporting construction schedules and activities
  - Including resulting impacts (ex. traffic, noise, and dust) and mitigation plans
  - Begins at least one month prior to the start of scheduled work
    - To extend throughout the construction and development of the project

## Local Labor and Prevailing Wage Commitment (if any)

- Detailing Proposer's commitment, if any, that 80% of non-supervisory construction and operations workers' hours associated with the construction or repowering of a Project will be paid at the prevailing wage equivalent under HRS Chapter 104 during all periods of construction.
- Describing commitment, if any, to hire qualified construction, operations, and maintenance works who reside in the county where the Project is being constructed, and the State of Hawaii, in that order, before hiring non-resident labor.

# Community Benefits Package

- Specify the amount of funds (\$) that the Proposer will commit on an annual basis to provide as community benefits. As described in Section 4.4.2 of the RFP, at a minimum, Proposers should commit to setting aside \$3,000 per MW, up to \$200,000 per year, for community benefits.
- Detailing how community benefits funds will directly address needs in the host community to benefit community members.
- Explanation of community consultation and input collection process to define host community needs, along with community-supported actions and/or programs to address those needs.
  - If Proposers opt to work with a 501(c)(3) non-profit organization(s) to host and/or distribute community benefit funding, the names of the organization(s) must be provided with documentation 90 calendar days upon signing of the appropriate Stage 3 Contract.
- Any other community benefits (in addition to community funding) that will provide direct benefit to the Project's host community



## Where to Find More Information

- Project website
- Proposer email and contact information

# How to Provide Comments



**Hawaiian  
Electric**

## Pricing Input Form and Pro Forma

Request for Proposals

Renewable Dispatchable Generation and Energy Storage





Hawai'i Island

February 28, 2022

### Instructions:

Proposers must fill out all the applicable fields on the [Input] sheet, based on the type of PPA and Renewable Resource the proposal is bidding for and with. The [Pro Forma] sheet provides cash flow calculations based on the inputs. Please use this sheet to examine the input provision.

#### Color Code

	Proposer's Input
	Calculated Input
	Non Applicable Input
	Proposer's Notes
Green	Calculation referencing values from different sheets
Black	Calculation referencing values on the same sheet

**Hawaiian Electric**  
2022 Request for Proposal  
Proposal Entry Form - Pricing

Item	Input #	Input	Unit	Instructions	Proposer Notes
PPA Type Renewable Resource Technology Description PPA Term	#1	Please Select		Select among RDG, Firm, ESPA and GSPA PPA type the proposal is bid for Select renewable resource, dependent on selected PPA type E.g. Photovoltaic Single Axis + LFP Battery; Combustion Turbine Term of the proposed PPA	
	#2	Please Select			
	#3				
	#4		Years		
Annual Lump Sum Payment	#5		\$/year	No escalation is allowed	
Capacity Charge Payment	#6		\$/kW-Month	No escalation is allowed	
Energy Charge Payment - Fuel Component	#7		\$/kWh	No escalation is allowed	
Energy Charge Payment - Fuel Component (Biofuel)	#8	Please Click	Input Series	Click on the link to be directed to the input fields to provide a forecast. The Company reserves the right to use an alternative appropriate fuel price forecast when evaluating the Proposal.	
Energy Payment - Variable O&M Component	#9		\$/kWh	%/year	Fixed escalation rate
<b>Post-PPA Assumptions</b>					
Post-PPA Revenue					
Plant Useful Life is Longer than PPA Term	#10	Please Select		Select "Yes" or "No" for whether the plant useful life is longer than PPA term	
Continue at the PPA Revenue Level	#11	Please Select		Select "Yes" or "No" for post-PPA revenue to continue at the same level. This is only to understand the	
Post-PPA Revenue Assumption	#12		\$/year	%/year	If select "Yes" above, enter your post-PPA revenue assumption
Plant Removal Cost	#13				
Plant Salvage Value	#14				
Purchased Land for Project	#15	Please Select		Select "Yes" or "No" for whether the Project land is purchased	
Land Sale Price	#16		\$	If "Yes" above, please enter a sales price assumption at the end of the plant us, full life.	
<b>Plant Design</b>					
Project Construction Time	#17		Years	From construction commencement to COD (e.g. enter 1.5 (in years) for 18 months)	
Project COD	#18		YYYY	Year of achieving commercial operation	
<b>Renewable Resources (Excluding Energy Storage)</b>					
Installed Capacity (AC)	#19		MWac	Installed or nameplate capacity of generation facility	
Installed Capacity (DC)	#20		MWdc	Installed or nameplate capacity of generation facility <i>only applicable to solar systems</i>	
Contract Capacity (AC)	#21		MWac	Contract capacity of net dependable active power for firm PPA and GSPA	
Capacity Factor (AC)	#22		%	Estimated output / maximum output	
Net Energy Output in Year 1	#23		MWh	Installed Capacity (AC) x Capacity Factor x 8760 hours	
Net Energy Potential RFP Projection (RDG PPA)	#24		MWh	Guaranteed annual energy output that has factored in the degradation over PPA term	
Annual Degradation (if any)	#25		%	Firm PPA annual degradation of AC output, if any	
Renewable Fuel Heat Rate	#26				
Plant Useful Life	#26				
<b>Energy Storage</b>					
For Proposals with energy storage components, the functionality and characteristics of the storage must be maintained throughout the term of the Stage 3 Contract. Proposers may not propose any Energy Storage degradation for either capacity or efficiency in their Proposals.					
Energy Storage Capacity	#27		MW	Rated power/capacity	
Energy Storage Capacity	#28		MWh	Rated energy/capacity	
Energy Storage Duration	#29		Hours	Discharge duration	
Energy Storage System Useful Life	#29		Years	Useful life assumption with necessary augmentation	
Initial overbuild (if any)	#30		%	The initial overbuild in addition to the capacity allowed at POI for later augmentation use	
Initial overbuild (if any)	#30		\$/MWh		
Capacity Level (AC) to be Maintained At	#31		MWh	Capacity level to be maintained at wear mitigation.	
Guaranteed Cycles per year	#31		Cycles	The RFP requires energy storage to support a minimum of 365 full charging/discharging cycles per year.	
Capacity Degradation per Cycle	#32		%/Cycle	Average capacity degradation per cycle. This is for estimating bidder's capacity maintenance (augmentation) cost. The ESPA does not allow degradation.	
Co-located Energy Storage RTE	#33		%	DC/AC to AC, to be measured at the POI and to be maintained throughout the term of the RDG PPA or ESPA.	
Standalone Energy Storage RTE	#34		%	AC to AC to be measured at the POI and to be maintained throughout the term of the RDG PPA or ESPA.	
<b>Project Capital Cost</b>					
<b>EPC Costs</b>					
Generation Facility Major Equipment	#35		\$	Major equipment associated with renewable energy generation	
Energy Storage Major Equipment	#36		\$	Major equipment associated with energy storage system	
Balance of Systems (BOS)	#37		\$	Remaining equipment, materials and supplies associated with the project	
Install Labor / Site Work	#38		\$	All on-site labor for site prep, construction, and installation covering all disciplines	
Interconnection Cost (Developer Owned)	#39		\$	Cost of interconnection facilities from the Generating Facility to the POI	
Other EPC Cost	#40		\$	Engineering, design, and project management costs, Hawaii state general excise tax, EPC contractor profit, etc.	
<b>Total EPC Cost</b>			\$		
<b>Other Project Costs</b>					
Interconnection Requirement Study (IRS)	#41		\$	All costs associated with the IRS throughout the application process	
Interconnection Cost (Company Owned, Developer Build)	#42		\$	Cost of interconnection facilities from POI to grid connection point that is built by developer	
Interconnection Cost (Company Owned, Company Build)	#43		\$	Cost of interconnection facilities from POI to grid connection point that is built by Hawaiian Electric	
Land Purchase	#44		\$	If land is (to be) purchased for the project, please enter the cost	
Other Owner's Costs	#45		\$	Costs and fees of obtaining financing, permits, legal services, cost associated with project development activities, etc.	
<b>Total Other Project Cost</b>			\$		
<b>Total Installation Cost</b>					
<b>Total Installation Cost</b>					
<b>Project Operating Cost</b>					
1-Year Base Rate					
Fixed O&M Cost - Renewable	#46		\$/kW-year	%/year	Fixed O&M cost per installed capacity (incl. major equipment replacement)
Fixed O&M Cost - Energy Storage	#47		\$/kW-year	%/year	Fixed O&M cost per installed BESS capacity (incl. major equipment replacement)
Variable O&M Cost - Renewable	#48		\$/MWh	%/year	Variable costs associated with each unit of energy produced
Fuel Cost	#49		\$/MMBtu	%/year	Fuel cost per heat value
Battery Cost for Augmentation	#50		\$/kWh <sub>capacity</sub>	%/year	A negative escalation can be provided for declining cost of battery
Annual Property Tax	#51				
Land Lease	#52				
Other expenses	#53				
<b>Taxes and Incentives</b>					
<b>Income Tax Rate</b>					
Federal	#54		%	Federal corporate income tax rate	
Hawaii State	#55		%	Please enter a proxy rate to reflect the project's state tax liability, which is by bracket	
<b>Year of Construction Commencement</b>					
			YYYY	Based on the project construction time and COD	
<b>Total Installation Cost (TIC)</b>					
In-Basis Cost as a % of TIC	#56		%	The % of the Total Installation Cost that is eligible for the ITC, bonus depreciation and MACRS	
MACRS: Out-of-Basis Cost as a % of TIC	#56		%		
ITC Rate	#57		%	ITC rate must correspond to the Year of Construction and resource type, based on the latest policy at the time of submission.	

ITC Amount	<input type="text"/>	\$			
PTC Rate	#58	<input type="text"/>	\$/MWh	Escalation	%/year
PTC Term	#59	<input type="text"/>	Years	PTC rate must correspond to the Year of Construction and renewable resource	
<b>Hawaii State Tax Incentives</b>					
ITC Rate	#60	<input type="text"/>	%	ITC rate must be applicable to the project (i.e. <5 MW)	
ITC Amount	#61	<input type="text"/>	\$	The maximum HI state tax liability credit allowable for the proposed project	
Hawaii Allowable ITC Amount	#61	<input type="text"/>	\$	Allowable excise tax refund on capital cost of project	
Hawaii General Excise Tax Refund	#62	<input type="text"/>	\$		
One-time Incentive	#63	<input type="text"/>	\$	Escalation	%/year
Annual Incentive	#64	<input type="text"/>	\$/year	Other one-time incentive payment. Please provide description in the "Proposer Notes".	
Annual Incentive term	#65	<input type="text"/>	Years	Other annual incentive payment. Please provide description in the "Proposer Notes".	
<b>Depreciation Basis Reduction from Federal ITC</b>					
Adjusted Depreciation Basis (ADB)	#66	<input type="text"/>	% of Fed ITC	The % of Federal ITC that is to be deducted from the depreciation basis	
Bonus Depreciation (if Applicable)	#67	<input type="text"/>	%	The in-basis cost for MACRS after ITC deduction	
<b>Eligible MACRS Schedule for ADB</b>					
5-year MACRS	#68	<input type="text"/>	%	Percent of ADB that is eligible for 5-year MACRS	
7-year MACRS	#69	<input type="text"/>	%	Percent of ADB that is eligible for 7-year MACRS	
10-year MACRS	#70	<input type="text"/>	%	Percent of ADB that is eligible for 10-year MACRS	
15-year MACRS	#71	<input type="text"/>	%	Percent of ADB that is eligible for 15-year MACRS	
20-year MACRS	#72	<input type="text"/>	%	Percent of ADB that is eligible for 20-year MACRS	
Amortization of Out-of-Basis Costs	#73	<input type="text"/>	Years	The number of years the Out-of-Basis cost is to be amortized over	

**Input Series**

<b>PPA Price</b>				
Energy Charge Payment - Fuel Component (Biofu)	#8	<input type="text"/>	\$/kWh	Please provide the input series
Year 1		<input type="text"/>	\$/kWh	<a href="#">Click to go back to the top</a>
Year 2		<input type="text"/>	\$/kWh	
Year 3		<input type="text"/>	\$/kWh	
Year 4		<input type="text"/>	\$/kWh	
Year 5		<input type="text"/>	\$/kWh	
Year 6		<input type="text"/>	\$/kWh	
Year 7		<input type="text"/>	\$/kWh	
Year 8		<input type="text"/>	\$/kWh	
Year 9		<input type="text"/>	\$/kWh	
Year 10		<input type="text"/>	\$/kWh	
Year 11		<input type="text"/>	\$/kWh	
Year 12		<input type="text"/>	\$/kWh	
Year 13		<input type="text"/>	\$/kWh	
Year 14		<input type="text"/>	\$/kWh	
Year 15		<input type="text"/>	\$/kWh	
Year 16		<input type="text"/>	\$/kWh	
Year 17		<input type="text"/>	\$/kWh	
Year 18		<input type="text"/>	\$/kWh	
Year 19		<input type="text"/>	\$/kWh	
Year 20		<input type="text"/>	\$/kWh	
Year 21		<input type="text"/>	\$/kWh	
Year 22		<input type="text"/>	\$/kWh	
Year 23		<input type="text"/>	\$/kWh	
Year 24		<input type="text"/>	\$/kWh	
Year 25		<input type="text"/>	\$/kWh	
Year 26		<input type="text"/>	\$/kWh	
Year 27		<input type="text"/>	\$/kWh	
Year 28		<input type="text"/>	\$/kWh	
Year 29		<input type="text"/>	\$/kWh	
Year 30		<input type="text"/>	\$/kWh	
Year 31		<input type="text"/>	\$/kWh	
Year 32		<input type="text"/>	\$/kWh	
Year 33		<input type="text"/>	\$/kWh	
Year 34		<input type="text"/>	\$/kWh	
Year 35		<input type="text"/>	\$/kWh	









**DRAFT**  
**REQUEST FOR PROPOSALS**  
**FOR**  
**RENEWABLE DISPATCHABLE GENERATION**  
**AND**  
**ENERGY STORAGE**  
**MAUI**

MAY 2, 2022

Docket No. 2017-0352

*Appendix C – Code of Conduct Procedures  
Manual*



**Maui  
Electric**

## I. INTRODUCTION

The Framework for Competitive Bidding ("Framework") adopted on December 8, 2006, by the Public Utilities Commission of the State of Hawaii (the "Commission") pursuant to Decision and Order No. 23121 (Docket No. 03-0372, Instituting a Proceeding to Investigate Competitive Bidding for New Generating Capacity in Hawaii) requires that the utility develop and follow a Code of Conduct whenever a utility or its affiliate seeks to advance a system resource proposal pursuant to a request for proposals ("RFP") issued by the Company. Section III.A.4 of the Framework required the utility to submit to the Commission for review and approval (subject to modification if necessary) a code of conduct prior to the commencement of any competitive bid process under the Framework. The proposed *Code of Conduct Pertaining to the Implementation of a Competitive Bidding Process the Stage 3 RFP* (the "Code of Conduct") requires the Company to also propose this *Code of Conduct Procedures Manual* (the "Procedures Manual") to implement the requirements of the Framework and the Code of Conduct.

This Procedures Manual has been developed to outline the procedures to be followed and the policies that have been developed surrounding the implementation of the Company's competitive bidding process for system resources. This Procedures Manual has been developed for the Company's Stage 3 RFP and in accordance with the requirements of Section IV.H.9.a(iii) of the Framework and outlines requirements (1), (3) and (4) of such section, namely: (1) the protocols for communicating with Proposers, the Hawaiian Electric Development Team, and others; (3) the documentation forms, including logs for any communications with proposers; and (4) other information consistent with the requirements of the solicitation process. Requirement (2) of the section, the evaluation process in detail and the methodologies for undertaking the evaluation process for the RFP are described in detail in the Stage 3 RFP. The bid evaluation process and methodology will consider both price/system impacts and non-price criteria in accordance with Section IV.E of the Framework and Tariff Rule 19.

The procedures and policies set forth herein have been designed to ensure that the procurement process is undertaken in a fair and equitable manner and that each Proposer is afforded an equal opportunity to participate and compete within the RFP requirements.

This Procedures Manual is intended to be followed by Company personnel in connection with implementing the Company's solicitation process and to manage communications between Company personnel and consultants participating in the RFP processes covered by the Framework. Necessary additions, deletions, and/or changes depending on the circumstances surrounding the RFP and directions from the IO may be required.

## **II. DEFINITIONS**

- Affiliate – Any person or entity that possesses an “affiliated interest” in a utility as defined by section 269-19.5, Hawaii Revised Statutes (“HRS”), including a utility’s parent holding company but excluding a utility’s subsidiary or parent which is also a regulated utility.
- Affiliate Team – Employees and consultants of an Affiliate of the Company who prepare a proposal to be submitted to the Company in response to a Company RFP.
- ATRs – The Affiliate Transaction Requirements, issued by the Commission, applicable to the Companies and Affiliates, attached as Exhibit B to Order No. 36112 issued on January 24, 2019 in Docket No. 2018-0065.
- Code of Conduct – The *Code of Conduct Pertaining to the Implementation of a Competitive Bidding Process for the Stage 3 RFP* developed by Hawaiian Electric Company, Inc., Maui Electric Company, Ltd., and Hawai'i Electric Light Company, Inc. (each, a “Company” and collectively, the “Companies”) to ensure the fairness and integrity of the competitive bidding process, in particular where the host utility or its affiliate seeks to advance its own system resource proposal in response to an RFP. The Code of Conduct follows the requirements described in Section IV.H.9.c of the Framework.

- Code of Conduct Acknowledgement – The Competitive Bidding Code of Conduct Acknowledgement of Receipt form acknowledging review of, and agreeing to abide by, the Code of Conduct and this Procedures Manual.
- Communications Log – A written record to note activities and/or information shared between the Company RFP Team or Hawaiian Electric Development Team with Shared Resources or Unassigned Company Resources, accessed via the RFP Communication Tool Kit SharePoint Site.
- Company Executive in Charge – The Company executive responsible for ensuring compliance with this Code of Conduct and serving as the point of contact for the Independent Observer for reporting any violations by the Company of the Code of Conduct. The Company Corporate Compliance Officer shall remain responsible for the Company's independent corporate code of conduct and may support compliance matters and questions arising with employees, agents and other representatives of the Company, e.g., conflicts of interest, with respect to this Code of Conduct.
- Company RFP Team – The Company personnel and outside consultants responsible for the development of the Company's RFP conducted under the Framework and the evaluation of bids submitted in response to this RFP. Subject to the transfer rules specified herein, the Company RFP Team will have fixed team members who will not have any involvement with the Hawaiian Electric Development Team for the subject RFP.
- Confidential Information – Any non-public information developed and provided by the Company (i.e., proprietary system information, etc.) or Proposers during the RFP process (such non-public information may include, for example, the identity of competing Proposers, and their technical, trade or financial information). This term includes any material non-public information regarding the RFP process developed for and used during the competitive bidding solicitation process, such as the evaluation process or criteria. Confidential Information does not include public information, such as information in the Company's public filings with the Commission.
- Director of Renewable Acquisition – The supervisor of the Division that will oversee the Company's competitive bidding process.
- Eligible Proposer – A Proposer who has met the minimum requirements and

threshold requirements in the RFP necessary to remain eligible to compete in the process.

- Energy Contract Manager – The staff position(s) within the Company’s Renewable Acquisition Division responsible for managing the Company RFP Team. The Energy Contract Manager shall be a member of the Company RFP Team.
- Framework – The Framework for Competitive Bidding contained in Decision & Order No. 23121 issued by Commission on December 8, 2006, to establish rules for competitive bidding in response to a request for proposals when a utility seeks to acquire new system resources.
- Hawaiian Electric Development Team – The Company personnel and outside consultants responsible for the development of the Hawaiian Electric Development Team’s responses to the RFP. Subject to the transfer rules specified herein, the Hawaiian Electric Development Team will have fixed team members who will not have any involvement with the Company RFP Team for this RFP.
- Independent Observer (“IO”) – The neutral person or entity appointed by either the Commission or utility to monitor the utility’s competitive bidding process, and to advise the utility and Commission on matters arising out of the competitive bidding process, as described in Part III.C of the Framework.
- Manager of Energy Procurement – The supervisor of the department within the Company’s Renewable Acquisition Division responsible for directing the resources responsible for the implementation of the competitive bidding process pursuant to the Framework. The Manager of Energy Procurement will report to the Director of Renewable Acquisition on the status of the competitive bidding process and shall be a member of the Company RFP Team.
- Non-Price Evaluation Team – Employees and consultants of the Company who evaluate the Proposal non-price related criteria as set forth in the RFP. Non-Price Evaluation Team members will not include any Shared Resources and will be solely made up of Company RFP Team Members.
- Price Evaluation Team – Employees and consultants of the Company who evaluate the Proposal price related criteria set forth in the RFP. Price Evaluation Team members will not include any Shared Resources and will be solely made up of Company RFP Team Members.

- Proposer – Entity who submits or plans to submit a proposal in response to a Company-issued RFP. An Affiliate of the Company or a Hawaiian Electric Development Team participating in the RFP and submitting a proposal shall be considered a Proposer.
- RFP – A written request for proposals issued by the Company to publicly solicit bids to supply future system resources to the Company pursuant to the competitive bidding process established in the Framework.
- Roster – A consolidated list of members that comprise the Company RFP Team, Hawaiian Electric Development Team, Shared Resources and Unassigned Company Resources located in the RFP Communication Tool Kit SharePoint Site. Names and roles of Company employee and consultants will be identified.
- Shared Resource – Company employees and consultants who, because of the scarcity of their expertise within the Company, are designated and authorized to provide information or input to both the Company RFP Team and the Hawaiian Electric Development Team (but not any Affiliate Team) and is not a resource dedicated to either team. For example, Shared Resources may include an environmental attorney and members of the Company’s Risk Management Department.
- Unassigned Company Resource – Company employees unassigned to an essential team that may be called upon by the Company RFP Team and/or the Hawaiian Electric Development Team (but not any Affiliate Team) to assist in meeting unforeseen tasks for the RFP or the Hawaiian Electric proposal. For example, the Company RFP Team may be unable to evaluate an unforeseen technical specification included in a bid. In that event, the Company RFP team would need to request assistance from a Company employee or a consultant that is not already assigned to an essential team and possesses the specific expertise. Such personnel are intended to assist the requesting team only in an ad hoc manner, limited in scope and purpose to the particular task required.

### **III. STATEMENT OF OBJECTIVES**

The Code of Conduct and this Procedures Manual address (1) communication

requirements and procedures associated with the relationship between utility employees (Company RFP Team, Hawaiian Electric Development Team, Shared Resources and Unassigned Company Resources); (2) communication requirements and procedures associated with the relationship between the Company RFP Team, the Hawaiian Electric Development Team and Proposers; and (3) communication requirements associated with the relationship between Company management and the Company RFP Team.

The Code of Conduct and this Procedures Manual also include procedures for the sharing of resources, where appropriate, by the Company RFP Team and the Hawaiian Electric Development Team for the purposes of completing their efforts to effectively evaluate the RFP or to submit a bid in response to the RFP. The small size of the Company and limitation of resources will require specialized services, information exchange and sharing of resources in certain limited circumstances. Company personnel and consultants identified as "Shared Resources" shall be designated by the Company for this specific purpose.

#### **IV. ORGANIZATION AND COMMUNICATION RESPONSIBILITIES**

This section outlines the RFP organizational structure for the development of the RFP and the Hawaiian Electric Development Team options and the organization's responsibilities to ensure that communications between Company personnel and consultants working on their respective RFPs or Hawaiian Electric Development Team projects are conducted in a fair, consistent, and equitable basis so that the Hawaiian Electric Development Team does not enjoy any unfair advantage over other Proposers responding to an RFP.

##### **A. Organization**

The Company shall identify and maintain two separate teams to facilitate the independence and objectivity of the Company resources working on the RFP and ensure an arms-length relationship with the resources working on the Hawaiian Electric Development Team's project to avoid any real or perceived inequity in the RFP process. The two essential teams shall be the "Company RFP Team" and the "Hawaiian Electric

Development Team.”

Other limited Company resources, such as select staff from various functional areas of the Company that are in short supply and thus cannot be dedicated solely to either team, may be designated as “Shared Resources” to perform services for the Company RFP Team and Hawaiian Electric Development Team. Shared Resource employees are allowed to carry on with both their RFP (for either the Company RFP Team and/or the Hawaiian Electric Development Team) and regular functions throughout the resource planning process (including the development of any Company Parallel or Contingency Plan as defined in the Framework), which may require communications with or services performed for the Hawaiian Electric Development Team. Shared Resource employees, however, will not participate in the evaluation and selection process of proposals submitted in response to the RFP. Rules for communications between Shared Resources and the essential teams are specified below.

Company employees unassigned to the RFP may be called upon by the Company RFP Team, Hawaiian Electric Development Team, or both for help to meet unforeseen tasks. After completing the Code of Conduct training, these “Unassigned Company Resources” are eligible to assist on an ad hoc basis with the requirement that all communications as an Unassigned Company Resource must be memorialized and logged in the same manner as communications with Shared Resources on the Communication Log. If an Unassigned Company Resource is called upon repeatedly for a substantial amount of assistance by a particular team, the employee should be assigned to such team or evaluated for designation as a shared resource.

**B. Essential Teams**

1. Company RFP Team. The Company RFP Team, tasked with preparing the RFP and evaluating the responses and bids in response to the RFP, will be led by a Director/Manager level employee and consist primarily of experienced employees together with possible outside consultants, with backgrounds in a number of disciplines necessary to conduct a thorough evaluation of each proposal. The Company RFP Team



will be comprised of a Price Evaluation Team and a Non-Price Evaluation Team and will be prepared to evaluate proposals on the basis of their price and non-price aspects pertaining to their level of expertise. Members of the Company RFP Team will include professionals with experience in the following areas of expertise: engineering, siting/land use, environmental, transmission planning, fuel procurement, legal, financial planning, system operations, integrated resource planning, generation planning, production cost analysis, and others as needed.

The Price Evaluation Team and the Non-Price Evaluation Team will conduct their sections of the bid evaluation process separately and will not share the results of their evaluation with members of the other sub-team. Each team will submit their evaluation results to an oversight team, which will be responsible for compiling the results of the evaluations and selecting the Priority List.

The Energy Contract Manager will be responsible for directing the evaluation efforts of the Company RFP Team when the proposals are received. The Energy Contract Manager will be responsible for maintaining the documentation underlying the evaluation of each proposal as well as all communications with Proposers.

2. The Hawaiian Electric Development Team. The Hawaiian Electric Development Team, tasked with preparing any Company proposal to be submitted by the Company in response to the Company RFP, will consist primarily of Company employees, along with possible outside consultants with backgrounds in a number of disciplines necessary to complete a competitive proposal in response to the Company RFP. The members of the team will include professionals with experience in the following areas of expertise: engineering, siting/land use, environmental, transmission planning, fuel procurement, legal, financial planning, system operations, integrated resource planning, generation planning, production cost analysis, and others as needed.

3. Affiliate Team. Any Affiliate Team will be comprised solely of employees and consultants of the Affiliate and no Company employee or consultant shall serve as a member of an Affiliate Team; provided, however, that a consultant may perform services for an Affiliate and the Company so long as appropriate "walls" are established

satisfactory to the Company that ensures that employees of the consultant working for the Affiliate Team do not also perform work for the Company nor communicate with employees of the consultant performing work for the Company, and vice versa. The Company will inform consultants providing services for the Company RFP Team of these separation requirements, and will seek confirmation in writing from any consultant performing services for an Affiliate and the Company that such separation requirements will be met. Affiliate Teams will be considered and treated as separate independent third-party Proposers for all purposes within the RFP and shall have no access to, interaction or communications with Shared Resources or Unassigned Company Resources for the purpose of completing a proposal in response to the RFP. Affiliate Teams shall also be subject at all times to the terms, conditions and restrictions specified in the Company's ATRs.

4. Transfers between Teams. As members of both the Company RFP Team and the Hawaiian Electric Development Team are intended to be fixed, transfers between teams should not be permitted. However, there will be instances where a member of a particular team (whether Company RFP or Hawaiian Electric Development) transfers to a position in which he/she may be requested, as part of his/her new job responsibilities, to participate as a member of the other team. Such employee shall not be permitted to transfer from one team to the other during the pendency of the RFP (or stage or phase of the RFP). After completion of the RFP (or stage or phase of the RFP) under which the employee recently participated, the employee may transfer to the other team under the following conditions: (a) the employee is prohibited from disclosing any Confidential Information known to such employee as a result of being a member of his/her former team with members of the new team he/she is joining; and (b) for a period of one (1) year, such employee shall not: (a) participate or be involved in establishing the evaluation criteria and the evaluation of any subsequent stage(s) or phase(s) of the RFP which such employee participated in with his/her former team; or (b) participate or be involved in the formulation and/or origination of a proposal for any subsequent stage(s) or phase(s) of the RFP which such employee participated in with his/her former team.

Transfers of employees between the Company and any Affiliate and their subsequent work on RFPs shall be subject to the terms, conditions and restrictions specified in the ATRs.

**C. Communications Protocols**

**1. Overview and General Requirements.**

The Company has developed policies and procedures governing communication between the Company RFP Team, the Hawaiian Electric Development Team, Shared Resources, the Proposers, the IO, and with the Commission regarding RFP design and bid evaluation. Bid information and evaluation data and information shall not be communicated between members of the Company RFP Team, outside parties and other employees within the Company except to those with a business need to know.

To ensure that the competitive bidding process is fair and unbiased, that all Proposers have access to the same information so that no Proposer has an unfair advantage, and that any Hawaiian Electric and/or Affiliate proposals do not have any unfair competitive advantage over third-party bids, the Company shall follow the Code of Conduct whenever the utility or its Affiliate is seeking to advance a resource proposal as provided in Section IV.H.9.b of the Framework.

Each employee or consultant on the Company RFP Team, Hawaiian Electric Development Team and Shared Resources shall read, acknowledge and sign the Code of Conduct Acknowledgement. Unassigned Company Resources who are called upon by the Company RFP Team or Hawaiian Electric Development Team for help to meet unforeseen tasks shall also read, acknowledge and sign the Code of Conduct Acknowledgement.

The Company issuing the RFP will establish a shared drive on its corporate computer network designed to maintain the bid evaluation documentation and other information associated with the bidding process. Only Company RFP Team members will have access to all the files on the shared drive.

In cases where staffing and resources are limited or constrained, the Company may identify Shared Resources or those employees eligible to provide information or serve as a resource to both the Company RFP Team and the Hawaiian

Electric Development Team. Specific rules to log communications with the Company RFP Team or the Hawaiian Electric Development Team are described below.

Shared Resources will not have access to the Company's shared drive established for the RFP process which will include the documentation of the bid evaluation results.

Team members should clearly mark all e-mails, documents, or other communications that contain Confidential Information and make clear which team should not receive it with the following header or a substantially similar message: "This communication contains Hawaiian Electric Development Team information that must be kept confidential. DO NOT copy, forward, or discuss the contents with Company RFP Team members" OR "This communication contains Company RFP Team information that must be kept confidential. DO NOT copy, forward, or discuss the contents with Hawaiian Electric Development Team members."

## **2. Communications Between the Company RFP Team and Proposers, including the Hawaiian Electric Development Team and any Affiliate Team.**

During the RFP process, the Energy Contract Manager shall serve as the primary contact person for all RFP communications with Proposers. This is important from the standpoint of maintaining consistency and confidentiality of information between Proposers and the Company. For documentation and oversight purposes, all communications from Proposers must be submitted via the communication means specified in the RFP (e.g., specified website link provided by the Company (the "Company RFP website"), specified RFP electronic procurement platform, and/or specified RFP electronic mail address ("email")). The IO will monitor all communications through any communication means specified in the RFP. To ensure fair and equal access to information, any Hawaiian Electric Development Team and/or Affiliate Team shall be considered a Proposer for communication purposes and any request for information from the Hawaiian Electric Development Team or Affiliate Team to the Company RFP Team shall be through the communication means specified in the RFP.

Subject to confidentiality obligations, it is the objective of the Code of Conduct that all Proposers, including the Hawaiian Electric Development Team and any Affiliate Team, receive access to information released by the Company RFP Team, whether in response to a question from a Proposer or not, at the same time.

The communications process for addressing questions and requests for information from Proposers, and for the Company RFP Team to provide information to Proposers, is provided below:

- a. Other than during Company sponsored conferences, Proposers must submit all questions to the Company via the communication means specified in the RFP.
- b. Questions will be reviewed and responses will be coordinated with the appropriate functional area within the Company for a response. Every reasonable effort will be made to provide responses in a timely manner.
- c. All responses, including the classification of such response, i.e., whether non-confidential or confidential as described below, will be made available to the IO for monitoring purposes. The IO may choose to comment on any response at its discretion.
- d. Depending on the questions received, responses may involve Confidential Information of the Company and/or Proposers. Release of any Company Confidential Information must be approved in advance by the Company executive authorized to release the Confidential Information. Any release of Company Confidential Information shall be accompanied by appropriate confidentiality and non-disclosure agreements, protective orders or other means required to maintain the confidentiality of the Company Confidential Information while still permitting its

disclosure under circumstances deemed appropriate by the responsible Company executive. Other non-Company Confidential Information will not be shared without the prior written consent of the owner of such Confidential Information and the execution of appropriate confidentiality and non-disclosure agreements by all recipients of such Confidential Information. Responses will be categorized as follows:

i. Non-Confidential Responses: Questions and responses will either be posted directly on the Company RFP website (process-related questions or simple, non-substantive information) or a description of the information that can be made available will be posted and Proposers will be instructed to submit a request to the Company via the communication means specified in the RFP to receive a copy.

ii. Confidential Responses: Questions and a description or notice of a Confidential Information response will be posted on the Company RFP website and Proposers will be instructed to submit a request to the Company via the communication means specified in the RFP to receive instructions on how to access the Confidential Information. The Confidential Information will only be provided to the requestor after receipt of an executed confidentiality and non-disclosure agreement. Only those who have qualified to submit a bid (i.e., Eligible Proposers) and have executed a confidentiality and non-disclosure agreement will be considered for receipt of Confidential Information.

iii. Process for Distribution of Confidential Information: Confidential Information provided in response to questions from proposers may be made available only to parties as indicated above via the following:

- A. Confidential Information that is approved for exchanging on a secured access site: (1) Confidential Information may be made available on a secured website with an individual password provided to each approved Proposer; and (2) Confidential Information in documents may be transmitted to approved recipients through the Company's secure email system.
- B. Confidential Information that can be made available for inspection only, but cannot be copied: There may be some types of Confidential Information that the Company may consider making available for inspection only with no copies allowed. This type of Confidential Information will be made available on Company premises for inspection only. Proposers will be advised via the communication means specified in the RFP to make arrangements with Company staff to view the Confidential Information.
- C. Confidential Information that may not be released: In the event that Proposers submit questions that require responses that the Company feels are not appropriate to provide for reasons which may include, but not be limited to, safety, security, protection of trade secrets or intellectual property rights, Proposers will be advised as such via the communication means specified in the RFP.
- e. Prior to and during the RFP, developers may direct questions to the Company prior to submitting a Proposal to discuss specific questions regarding their specific Proposal. Questions shall be directed to the communication means specified in the RFP. Questions and responses that do not contain Confidential Information and which are deemed relevant to all Proposers will be

published without identifying information via the Company RFP website.

- f. Once bids are received, the Company may submit information requests to Proposers to clarify their proposals or request additional information. All contacts with Proposers will be through the communication means specified in the RFP. All contacts and information exchanged will be under the oversight of the IO.
  
- g. A single exception to the communication process outlined above shall be instituted for the purpose of facilitating the verification of proposed project models and documentation required to perform the IRS. For this limited scope, the Company's Manager of Interconnection Services will serve as the primary contact person for all such interconnection communications with the Proposers on the Priority List, provided that all necessary confidentiality and non-disclosure agreements are in place. The Manager of Interconnection Services and personnel in the Interconnection Services Department shall be members of the Company RFP Team. Interconnection communications will be limited to a Proposer's bid and no more information other than as necessary to facilitate such communications will be permitted. Discussion of locations of proposed projects shall be limited to that necessary only to determine the interconnection requirements of such project. The IO shall have the right to monitor all such communications in his/her discretion.

### **3. Communications Between the Company and the Commission.**

The Company's Regulatory Affairs staff will be responsible for initiating communication with the Commission regarding the RFP or the Company's evaluation



process. Regular updates may be provided to the Commission regarding the RFP process if requested.

**4. Communications Between the Company RFP Team and the IO.**

Communications between the Company RFP Team and the IO will be required for many aspects of the evaluation process. The IO is also required to maintain confidentiality of any Confidential Information. The IO will coordinate all activities through the Energy Contract Manager. The IO will be invited to participate in any meetings or discussions between the Company RFP Team and the Proposers and other communications as noted above. Sufficient notice will be provided whenever possible and teleconference and/or web conference alternatives may be utilized.

**5. Communications Between the Company RFP Team and the Hawaiian Electric Development Team or any Affiliate Team.**

Any communication between the Company RFP Team and the Hawaiian Electric Development Team or any Affiliate Team with respect to the RFP shall be handled no differently than with Proposers and other outside parties. Accordingly, the Hawaiian Electric Development Team or any Affiliate Team will be required to submit any questions or information requests to the Company RFP Team via the communication method specified in the RFP and all responses will be provided in the same manner as to other Proposers. Accordingly, as stated in Section 2 above, responses will be provided to the IO for monitoring purposes via email or the PowerAdvocate messaging system. Members of the Company RFP Team are prohibited from providing any input into the development of a proposal by the Hawaiian Electric Development Team or an Affiliate. Company RFP Team members are prohibited from sharing any Confidential Information (i.e., detailed evaluation criteria, other proposals, etc.) with any Hawaiian Electric Development or Affiliate Teams except in accordance with the procedures in the Code of Conduct, this Manual or the RFP.

Company RFP Team members and Hawaiian Electric Development Team members may continue to work with each other on projects not related to the RFP. Further, members of each respective team do not have to be physically separated from each other, but members of each team must make reasonable efforts to keep all Confidential Information (including electronic data) secure and inaccessible to the other team.

Company RFP Team members and Affiliate Team members may continue to work with each other on matters not related to the RFP as permitted under the ATRs.

**6. Communications among the Company RFP Team, the Hawaiian Electric Development Team and Shared Resources.**

Shared Resources may provide services to the Company RFP Team and the Hawaiian Electric Development Team (but not any Affiliate Team). Shared Resources shall be limited as much as possible to instances where Company resources cannot provide a dedicated member to the Company RFP Team and the Hawaiian Electric Development Team at the same time and still provide the necessary functions of its area to the Company as a whole. Shared Resources are expressly prohibited from providing any information developed on behalf of the Company RFP Team to the Hawaiian Electric Development Team or any information developed on behalf of the Hawaiian Electric Development Team with the Company RFP Team, except through the formal communication process outlined above, i.e., through the communication means specified in the RFP.

Additionally, a written record of the time, date and substance of all conversations, data and written material directly or indirectly exchanged with the Company RFP Team or the Hawaiian Electric Development Team that pertain to the RFP shall be maintained on the Communications Log. The RFP Communication Tool Kit SharePoint Site will be set up and managed by the Energy Contract Manager to provide an easy to use and understand mechanism to log and memorialize these conversations.

Shared Resources will not have direct access to the Company's shared drive developed for the RFP process which will include documentation of the bid evaluation results.

**7. Communications between the Company RFP Team, the Hawaiian Electric Development Team and any Unassigned Company Resource or consultant that is not a Shared Resource.**

There may be times where a Company RFP or Hawaiian Electric Development Team (but not an Affiliate Team) member may need ancillary or other ministerial or administrative assistance that requires communication and/or assistance from Company personnel who are neither on any team nor considered a Shared Resource. Under those circumstances, such personnel may assist the requesting team member on an ad hoc basis upon the following conditions:

- a. The essential team member making the request must inform the Company personnel that sharing of the requested information or assistance with the other team, be it the Company RFP or Hawaiian Electric Development Team, is expressly prohibited under the Code of Conduct.
- b. The assisting Company personnel shall complete the Code of Conduct training and sign the Code of Conduct Acknowledgement.
- c. The assisting Company personnel shall be directed to the Roster provided by such requesting team member to determine and/or confirm the restrictions on communication with the other team members. The essential team member making the request will ensure the Roster is updated by the Energy Contract Manager to include the assisting Company personnel.
- d. A written record of the time, date and substance of all

conversations, data and written material directly or indirectly exchanged with the Company RFP Team or the Hawaiian Electric Development Team that pertain to the RFP shall be maintained on the Communication Log. The RFP Communication Tool Kit SharePoint Site will be set up and managed by the Energy Contract Manager to provide an easy to use and understand mechanism to log and memorialize these conversations.

e. If assistance from an Unassigned Company Resource becomes more than occasional or more substantive than ancillary, ministerial or administrative services, the Unassigned Company Resource should be considered for inclusion on the team that he/she has been assisting on such basis. Additionally, the Unassigned Company Resource may also be considered for inclusion as a Shared Resource. Members of the Company RFP Team and/or Hawaiian Electric Development Team shall consult with the Company executive for resolution.

**8. Communications between the Company RFP Team, the Hawaiian Electric Development Team and Company Management.**

The Company RFP Team and the Hawaiian Electric Development Team will necessarily require management approval of the RFP and the Hawaiian Electric proposal. Because of the size of the Company, it may be possible that a single employee (at whatever level) (the "Approver") may have approval responsibility for matters affecting the RFP and the Hawaiian Electric proposal. Approvers in this situation must use their best judgment in making decisions reviewing and approving matters for the respective teams. The Code of Conduct must be adhered to in these situations and the Approver must not communicate matters learned from the Company RFP Team with the Hawaiian Electric Development Team.

If an Approver feels that he/she cannot manage this potential conflict, the Approver is recommended to consult with his/her immediate supervisor to determine whether such higher authority could be appointed with the task of reviewing and

approving matters for a designated team, either the Company RFP Team or the Hawaiian Electric Development Team. In matters where a team of employees (including one or more Approvers) is responsible for reviewing and approving matters for the respective teams, approving employees (from whatever level, including executives) with information from reporting personnel beneath them from both the Company RFP Team and the Hawaiian Electric Development Team may consider recusing himself/herself from the decision making if such employee cannot objectively make a decision on the matter.

Finally, an Approver may be a member of the Company RFP Team and have a subordinate reporting to him/her that is a member of the Hawaiian Electric Development Team (or vice versa). In such situations, because the Code of Conduct prohibits communication between the teams, the Approver must recuse himself/herself from the decision making and request his/her manager to review and approve the matter in his/her place.

In all instances, it is possible that any particular situation above may be addressed and/or resolved by the terms and conditions of the Company's internal code of conduct implemented for all employees and consultants of the Company. As appropriate, an Approver or any other team member, Energy Contract Manager or Company executive in Charge may involve the Company's Corporate Compliance Officer for input and possible resolution under the Company's internal corporate code of conduct.

## **V. WHEN THE CODE OF CONDUCT BECOMES EFFECTIVE**

A. Prior to development of the requirements for the RFP, the Code of Conduct for the RFP will be activated. However, if the Hawaiian Electric Development Team determines at any time that it will not pursue a Hawaiian Electric Development Team option for a particular RFP, the Code of Conduct may be de-activated.

B. Upon the activation of the Code of Conduct, members of the Company RFP Team and the Hawaiian Electric Development Team must then conduct activities on the RFP or Hawaiian Electric proposal process in compliance with the Code of Conduct. Once identified and having commenced work, no information may be shared outside the

respective team members with respect to the RFP or a Hawaiian Electric proposal except through the formal communication processes outlined above.

C. Immediately upon assignment to a Company team (RFP Team or Hawaiian Electric Development Team), designation as a Shared Resource, or request to assist as an Unassigned Company Resource, each such employee or consultant must review this Manual, and sign the Code of Conduct Acknowledgement.

D. Within the RFP process, after a member has been assigned to a particular Company team (RFP Team or Hawaiian Electric Development Team), he or she will not be able to transfer to the other Company team during the pendency of any particular stage or phase of a particular RFP. Transfers of members of any particular team to another team after the RFP, or a particular stage or phase of the RFP, is completed shall be governed by the transfer rules specified herein. It is the responsibility of each team to fill vacant team positions with employees that have not been previously assigned as a team member for a team until the RFP, or the particular stage or phase of the RFP, has been completed.

E. Each employee and consultant working on the RFP shall review the Code of Conduct and sign the Code of Conduct Acknowledgement attesting to his/her compliance with the Code of Conduct until the employee is no longer working in the position he/she was in while working on the RFP.

F. The Energy Contract Manager will be responsible for maintaining the Roster and the signed Code of Conduct Acknowledgements. The Company Executive in Charge shall be responsible for ensuring compliance with the Code of Conduct and shall have the written authority and obligation to enforce the Code of Conduct.

## **VI. IMMEDIATE ACTIONS UPON ACTIVATION OF THE CODE OF CONDUCT**

The following items are required to be completed as soon as possible after activation of the Code of Conduct, but no later than the designated events specified for

each item below.

A. Prior to development of the requirements for the RFP, a Roster listing employees and consultants in their role; Company RFP Team, Hawaiian Electric Development Team, Shared Resource or Unassigned Company Resource will be generated. When the IO is appointed, this Roster shall be provided to him/her. The Roster shall be placed in the RFP Communication Tool Kit SharePoint Site so that any Company personnel can access the database to determine the identity of the respective teams and Shared Resources.

B. Upon the finalization of the Roster for the RFP, the Energy Contract Manager shall verify that all employees (whether full-time, part-time, temporary, or contract) and consultants involved in the competitive bidding process, such as members of the Company RFP Team, the Hawaiian Electric Development Team, Shared Resources or Unassigned Company Resources, have acknowledged receipt of the Code of Conduct and his or her responsibility to comply with the Code of Conduct by submitting the Code of Conduct Acknowledgement (with electronic acknowledgment being acceptable). If an employee or consultant is later added to a team, the Energy Contract Manager shall also verify that such employee or consultant has submitted the Code of Conduct Acknowledgment.

C. Prior to any solicitation for comments or questions to the RFP, establishment of the Company email address to accept requests for information from Proposers, including the Hawaiian Electric Development Team or any Affiliate Team.

D. Prior to the drafting of any documents for any particular RFP, establishment of the Company-secured site that houses the accessible database (such as SharePoint).

## **VII. WHEN THE CODE OF CONDUCT TERMINATES**

- A. The Code of Conduct for the RFP will terminate after the following two conditions are met when:
- the final contract(s) for the RFP conducted under the

Framework with the successful proposer(s) is/are executed, or when written notice of termination of the RFP to be conducted under the Framework is provided by the Manager of Energy Procurement or his/her designee to the IO and the Commission, and

- a certification of Code of Conduct compliance by all employees participating in the RFP process is submitted by affidavit by the Company Executive in Charge.

### **VIII. DOCUMENTATION FORMS**

The following documentation forms may be utilized by those Company personnel involved in the RFP. These forms may be amended from time to time as necessary. Additional forms may also be developed as determined necessary.

- Code of Conduct Acknowledgement
- Communications Log
- Roster

### **IX. APPLICABILITY OF THE ATRs**

Except as specifically made applicable under Section V.C.1.i of the ATRs with respect to wholesale power procurement from Affiliates, the ATRs shall not apply to RFP matters covered by the Framework, the Code of Conduct and this Procedures Manual as it relates to the Company's interactions between the Company RFP Teams and Affiliate Teams. Reference to the ATRs in the Code of Conduct and/or this Manual are specifically for matters outside the Company's administration of the RFP; provided, however, that such applicability may be revised as necessary and as may be directed by the Commission for any RFP.<sup>1</sup>

---

<sup>1</sup> See Decision and Order No. 35962, filed on December 19, 2018, in Docket 2018-0065, at 56-57.



**DRAFT**  
**REQUEST FOR PROPOSALS**  
**FOR**  
**RENEWABLE DISPATCHABLE GENERATION**  
**AND**  
**ENERGY STORAGE**  
**MAUI**

MAY 2, 2022

Docket No. 2017-0352

*Appendix D – PowerAdvocate User Information*



**Maui  
Electric**



## Sourcing Intelligence Quick Start for Suppliers

### Logging In

1. Launch a web browser and go to [www.poweradvocate.com](http://www.poweradvocate.com)
2. Click the orange **Login** button.
3. Enter your account **User Name** and **Password** (both are case-sensitive) and click **Login**.
4. Click the **Events** tab if it is not already displayed.

### Dashboard

Your Dashboard lists the events you have been invited to. A line divides currently accessible events from others.

Click to view Events

Click to view the event's Status tab

Buyer filter

Navigation bar

Buying entity

Number of unread/total messages

Click to view the event's Messaging tab

Click numbers to view event tabs

Datasheet available

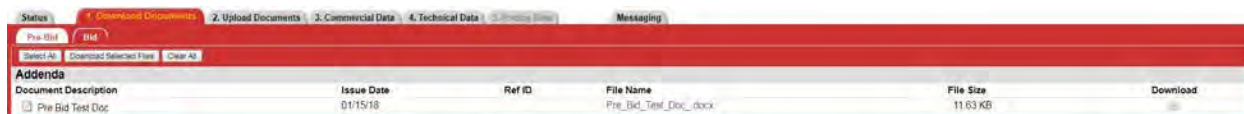
No datasheet available

- Click an event name to view its Status tab, which displays a summary of your activity and key event dates. To view specific details of an event, click the buttons 1-5 to view the corresponding tab.
- To return to the Dashboard, click **Dashboard** in the navigation bar at the top of the window.
- An event will not appear on your Dashboard until you have been added as a participant.



## Downloading Bid Packages

All of the Buyer’s bid package documents (if any) are centrally stored on the PowerAdvocate Platform. To view bid documents, click “1” on your Dashboard or on the **1. Download Documents** tab from within the event.



- You can access the **Bid** sub-tab after the event opens. You can access Buyer documents before the event is opened from the **Pre-Bid** sub-tab, if the Buyer utilizes this feature.
- To view or download a document, click the file name.
- To download multiple documents:
  1. Select the checkbox in the Download column for each document you wish to download or click **Select All**.
  2. Click **Download Selected Files**.

## Uploading Documents

To upload your documents, click “2” on your Dashboard, or on the **2. Upload Documents** tab from within the event.



- Do not upload any files to the Pre-Bid tab.
- To upload a document to the Bid tab:
  1. Specify a **Document Type** (Reference ID can be left blank).
  2. Click **Choose File**, navigate to and select the document, and then click Open; multiple files can also be compressed into one .zip file for upload.
  3. Click **Submit Document**.



## Datasheets

Datasheets (3. Commercial Data, 4. Technical Data, 5. Pricing Data) will not be used in this RFP event. All Proposal information will be uploaded for submission through the 2. Upload Documents tab. Buttons/tabs are grayed out if the event is not using a particular type of datasheet.



## Communicating with the Bid Event Coordinator/Company Contact

Suppliers should use Email to contact the Bid Event Coordinator/Company Contact while the bid event is open. In this RFP, PowerAdvocate Messaging will not be used.

## Getting More Information

- Click **Help** on the navigation bar to display online help.



- Supplier documentation can be downloaded from the online help system.
- Call PowerAdvocate Support at 857-453-5800 (Mon-Fri, 8 a.m. to 8 p.m. Eastern Time) or e-mail [support@poweradvocate.com](mailto:support@poweradvocate.com).

**DRAFT**

**REQUEST FOR PROPOSALS**

**FOR**

**RENEWABLE DISPATCHABLE GENERATION**

**AND**

**ENERGY STORAGE**

**MAUI**

MAY 2, 2022

Docket No. 2017-0352

*Appendix E – Mutual Confidentiality and  
Non-Disclosure Agreement*



**Maui  
Electric**

**APPENDIX E**  
**MUTUAL CONFIDENTIALITY AND NON-DISCLOSURE AGREEMENT**  
Independent Power Producers – (“IPPs”)

This Mutual Confidentiality and Non-Disclosure Agreement (this “Agreement”) is effective as of \_\_\_\_\_, 20\_\_\_\_ (the “Effective Date”) between [INSERT NAME OF IPP], a [State of incorporation/organization] [type of entity] (“IPP”) and Hawaiian Electric Company, Inc. and Maui Electric Company, Ltd., each a Hawaii corporation (collectively, the “Companies”). In consideration of the mutual promises contained in this Agreement, including the provision of Confidential Information (as defined below) by either party to the other hereunder, and other good and valuable consideration, the receipt and sufficiency of which are hereby acknowledged, the parties agree as follows:

1. Background

The Companies have or intend to issue a Request for Proposals (“RFP”) for renewable energy generation and/or storage projects. The IPP has or intends to submit one or more proposals for a nominal [ ] MW [TYPE OF FACILITY] facility located at [LOCATION] on the island of Maui, State of Hawai‘i (“Proposal”).

In connection with the IPP’s proposed project, the Companies may conduct an interconnection requirements study (“IRS”) to establish the requirements for interconnection of the IPP’s proposed project to the Companies’ electric grid. The RFP process may also result in the award of a potential power purchase agreement, the terms of which must be agreed upon by the parties (“PPA Negotiations”). For purposes of this Agreement the term “Project” refers to the RFP, Proposal, potential IRS and PPA Negotiations.

In order to evaluate the Project, either party may from time to time provide to the other party certain Confidential Information. The parties are willing to provide such Confidential Information to each other upon the terms and conditions of this Agreement.

2. Confidential Information

Except as set forth in Section 3 (Exclusions from Confidential Information) below, “Confidential Information” means all non-public, confidential or proprietary information disclosed by either party (the “Provider”) to the other party (a “Recipient”) its affiliates and its and their directors, officers, employees, agents, advisors, consultants, contractors, financing parties and investors (including, without limitation, financial advisors, counsel and accountants) and controlling entities or individuals (collectively, “Representatives”) whether disclosed orally or disclosed or accessed in written, electronic or other form of media, and whether or not marked or otherwise identified as “confidential,” including, without limitation:

(a) all information concerning the Provider and its affiliates’, and their customers’, contractors’, suppliers’, financing parties’, investors’ and other third parties’ past, present and future business affairs including, without limitation, finances, customer information, supplier

information, pricing and cost information, products, services, designs, processes, organizational structure and internal practices, forecasts, sales and other financial results, records and budgets, business, marketing, development, sales, other commercial information and strategies, and negotiating positions and drafts made or exchanged between IPP and the Companies during negotiations or other discussions prior to such negotiated documents or agreements becoming public;

(b) all “Personally Identifiable Information,” which shall include all information belonging to an individual that may be used to track, locate, or identify such individual, or which is otherwise protected by privacy laws, including but not limited to IP address, residential address, personal telephone number, social security number, date of birth, government-issued identification number, financial account number, personal email address, and username or password, all of which shall always be considered and deemed to be Confidential Information whether marked as “confidential” or not;

(c) all “Critical Infrastructure Confidential Information” concerning the Companies’ generation, transmission, and distribution systems or its information technology or security systems, including but not limited to all designs, specifications, components, source code, object code, images, icons, audiovisual components and objects, schematics, drawings, protocols, processes, and other visual depictions, in whole or in part, of any of the foregoing, all of which shall always be considered and deemed to be Confidential Information whether marked as “confidential” or not;

(d) the Provider’s unpatented inventions (whether or not they are patentable), ideas, methods and discoveries, techniques, formulations, development plans, trade secrets, know-how, unpublished patent applications and other confidential intellectual property;

(e) all previously disclosed information designated as or deemed to be “Confidential Information” under previous nondisclosure and confidentiality agreements executed between the parties, whether expired or still in effect, it being the understanding of the parties that any/all such agreement(s) be deemed superseded by this Agreement and that all Confidential Information exchanged between the parties to date shall be henceforth governed by this Agreement;

(f) any third-party confidential information included with, or incorporated in, any information provided by the Provider to the Recipient or its Representatives, including source code of any of Provider’s vendors or suppliers; and

(g) all notes, analyses, compilations, reports, forecasts, studies, samples, data, statistics, summaries, interpretations and other materials (“Notes”) prepared by or for the Recipient or its Representatives that contain, are based on, or otherwise reflect or are derived from, in whole or in part, any of the foregoing.

IPP and the Companies understand that in the course of obtaining approval of the Project, any documents filed with the State of Hawai‘i Public Utilities Commission (“Commission”) may be considered government records subject to the Uniform Information Practices Act (“UIPA”), Hawai‘i Revised Statutes (“HRS”) Chapter 92F.

All written Confidential Information provided to the Companies by IPP and marked as “confidential” in response to a request by the Companies for purposes of filing such information with the Commission shall be accompanied in writing by (1) a clear statement of the basis for its confidential status, including the applicability of any UIPA exceptions under HRS § 92-13, (2) a description, with particularity, of the cognizable harm to IPP if such information were to be disclosed publicly, and (3) if applicable, any additional justification or harm to IPP were the Confidential Information to be disclosed to other parties or participants in the subject Commission proceeding (collectively, the “Justification”). IPP expressly allows the Companies to disclose or otherwise use the Justification in order to justify withholding the Confidential Information from public disclosure in accordance with this Agreement, including without limitation, filing of the information in a Commission proceeding pursuant to Section 4(e) below and, to the extent necessary, any required disclosure pursuant to Section 5 (Required Disclosure and Notice) below. The IPP will provide the Companies with such Justification within three (3) business days of the Companies’ written request for such Justification, provided that if the Companies are given less than five (5) business days by the Commission to produce the Justification, then the IPP will provide the Companies with the Justification not less than 24 hours before the Companies’ due date for such Justification, provided that (1) the Companies provides the IPP with the request as soon as reasonably practicable and (2) to the extent possible, IPP shall be given at least one full business day to provide the Justification.

A Provider shall be permitted to designate as “confidential” information previously provided to Recipient at which point such information shall become and be deemed to be Confidential Information under this Agreement, provided that such information is not specifically excluded under Section 3 (Exclusions from Confidential Information) below. Notwithstanding anything to the contrary stated herein, any “Confidential Information” previously provided by IPP under any previously executed nondisclosure and confidentiality agreement shall not require a Justification unless such is requested by the Companies in connection with a required or anticipated disclosure described herein.

### 3. Exclusions from Confidential Information

Except as required by applicable federal, state, or local law or regulation, the term “Confidential Information” as used in this Agreement shall not include information that:

(a) at the time of disclosure is, or thereafter becomes, generally available to and known by the public other than as a result of, directly or indirectly, any violation of this Agreement by the Recipient or any of its Representatives; provided, however, that Confidential Information shall not be disqualified as Confidential Information (i) merely because it is embraced by more general or generic information which is in the public domain or available from a third party, or (ii) if it can only be reconstructed from information taken from multiple sources, none of which individually shows the whole combination (with matching degrees of specificity);

(b) at the time of disclosure is, or thereafter becomes, available to the Recipient on a non-confidential basis from a third-party source, provided that such third party is not and was not



prohibited from disclosing such Confidential Information to the Recipient by a contractual or other obligation to the Provider;

(c) was known by or in the possession of the Recipient or its Representatives, as established by documentary evidence, prior to being disclosed by or on behalf of the Provider pursuant to this Agreement;

(d) was or is independently developed by the Recipient, as established by documentary evidence, without reference to or use of, in whole or in part, any of the Provider's Confidential Information; or

(e) was or is learned or established entirely from public sources, as established by documentary evidence, without reference to or use of, in whole or in part, any of the Provider's Confidential Information.

PROVIDED, however, that under no circumstance shall Critical Infrastructure Confidential Information ever be deemed to be excluded from being considered or deemed Confidential Information.

The parties acknowledge and understand that the confidentiality obligations of this Agreement apply only to the Confidential Information shared in connection with the Project. The parties may share other information with each other under other agreements, provisions or understandings which are not related to the Project. Such information sharing shall be subject to the provisions of the agreements and confidentiality provisions associated thereto and this Agreement shall not be construed to infringe upon or apply to such agreements or provisions.

#### 4. Non-Disclosure of Confidential Information

Unless otherwise agreed to in writing by the Provider, the Recipient agrees as follows:

(a) except as required by law, not to disclose or reveal any Confidential Information to any person or entity other than its Representatives who are actively and directly participating in or advising on the evaluation, consummation, approval, development, investment, financing, construction or operation of the Project, and where the Companies are the Recipient, Companies' operation as an electric utility (the "Acceptable Purposes"), or those Representatives who otherwise need to know the Confidential Information for such Acceptable Purposes.

(b) not to use Confidential Information for any purpose other than in connection with the Acceptable Purposes.

(c) except as required by law, not to disclose to any person or entity (other than those of its Representatives who are actively and directly participating in the Acceptable Purposes or those Representatives who otherwise need to know such Confidential Information for such Acceptable Purposes) any information about the Project, or the terms or conditions or any other facts relating thereto, including, without limitation, the fact that discussions are taking place with

respect thereto or the status thereof, or the fact that Critical Infrastructure Confidential Information has been made available to the Recipient or its Representatives.

(d) to use diligent efforts to safeguard and protect the confidentiality of the Confidential Information, including, at minimum, implementing the same commercial measures that the Recipient uses to protect its own confidential information. Before disclosing the Confidential Information to any Representative, the Recipient will inform such Representative of the confidential nature of such information, their duty to treat the Confidential Information in accordance with this Agreement and shall ensure that such Representative is legally bound by the terms and conditions of this Agreement or subject to confidentiality duties or obligations to the Recipient that are no less restrictive than the terms and conditions of this Agreement.

(e) Any provision herein to the contrary notwithstanding, the Companies and IPP may disclose Confidential Information to (i) the Commission's independent observer, provided that such disclosure is made pursuant to a non-disclosure agreement with the independent observer; and (ii) the Commission and/or the State of Hawai'i Division of Consumer Advocacy (including their respective staffs) provided that such disclosure is made under a protective order entered in the docket or proceeding with respect to which the disclosure will be made or any general protective order entered by the Commission. If IPP is a party or participant in the docket or proceeding under which disclosure of IPP's Confidential Information is being sought, IPP shall be solely responsible for providing the Justification associated with such Confidential Information.

#### 5. Required Disclosure and Notice

If the parties or any of their Representatives become legally compelled (by deposition, interrogatory, request for documents, information request, subpoena, civil investigative demand, court order, or similar process) to disclose any of the Confidential Information (other than a situation covered by Section 4(e) above), the compelled party shall undertake reasonable efforts to provide the other party with notice within three (3) business days of such requirement or advice prior to disclosure so that the other party may (a) seek a protective order or other appropriate remedy, (b) consult with the other party with respect to the compelled party taking steps to resist or narrow the scope of such requirement or advice, and/or (c) waive compliance, in whole or in part, with the terms of this Agreement. If such protective order or other remedy is not obtained, or the other party waives compliance with the provisions hereof, the compelled party agrees to furnish only that portion of the Confidential Information which it is legally required to so furnish and, at the request of the other party, to use reasonable efforts to obtain assurance that confidential treatment will be accorded such Confidential Information, it being understood that such reasonable efforts shall be at the cost and expense of the party whose Confidential Information has been sought. In any event, neither the IPP nor any of its Representatives will oppose action by the Companies to obtain an appropriate protective order or other reliable assurance that confidential treatment will be accorded the Confidential Information.

#### 6. Return or Destruction of Confidential Information

At any time during or after the term of this Agreement, at the Provider's written request, and in any event, upon the termination of the Agreement, the Recipient shall certify within ten (10)

business days that it has destroyed all Confidential Information by using industry standard data elimination methods used to prevent unauthorized disclosure of information, and for Personally Identifiable Information, such methods shall be consistent with HRS Chapter 487-R; provided, however, that with respect to Confidential information in tangible form, the Recipient may return such Confidential Information to the Provider within ten (10) business days in lieu of destruction. The Recipient's sole obligation with respect to the disposition of any Notes shall be to redact or otherwise expunge all such Confidential Information from such Notes and certify to the Provider that it has so redacted or expunged the Confidential Information. Notwithstanding the foregoing, with respect to any Confidential Information stored in Recipient's disaster recovery backups or other electronic archives, Recipient is not required to destroy such Confidential Information if it would impose a material cost or burden; provided, however, such Confidential Information shall be destroyed when such archives are destroyed in accordance with Recipient's records retention policies.

7. Authority

Each party represents and warrants that it has full power and authority to enter into and perform this Agreement, and the person signing this Agreement on behalf of each has been properly authorized and empowered to enter into this Agreement, understands it and agrees to be bound by it.

8. No Representations or Warranties

Neither the Provider nor any of its Representatives make any express or implied representation or warranty as to the accuracy or completeness of any Confidential Information disclosed to the Recipient hereunder, and the Recipient agrees that it is not entitled to rely on the accuracy or completeness of any Confidential Information. Neither the Provider nor any of its Representatives shall be liable to the Recipient or any of its Representatives relating to or arising from the use of any Confidential Information or for any errors therein or omissions therefrom. Notwithstanding the foregoing, the Recipient shall be entitled to rely solely on such representations and warranties regarding Confidential Information as may be made to it in any final agreement relating to the Project, subject to the terms and conditions of such agreement.

9. No Other Obligations

Neither this Agreement nor the disclosure of the Confidential Information shall result in any obligation on the part of either party to enter into any further agreement with the other with respect to the subject matter hereof or otherwise, to purchase any products or services from the other, or to require either party to disclose any further information to the other. Nothing in this Agreement shall be deemed to constitute either party hereto as partner, agent or representative of the other party or to create any fiduciary relationship between the parties. Either party may offer products or services which are competitive with products or services now offered or which may be offered by the other. Subject to the express terms and conditions of this Agreement, neither this Agreement nor discussions and/or communications between the parties will impair the right of either party to develop, make, use, procure, and/or market any products or services, alone or with others, now or in the future, including those which may be competitive with those offered by

the other. Whether or not the Project is consummated, neither party shall issue a press release or release any information to the general public concerning such transaction or the absence thereof without the express prior written consent of the other, and the parties agree that neither party will use the other's name whether by including reference to the other in any press release, list of customers advertising that its services are used by Companies or otherwise, without written authorization by the respective party's authorized representative.

10. Property Rights in Confidential Information

All Confidential Information shall remain the sole and exclusive property of the Provider and nothing in this Agreement, or any course of conduct between the parties shall be deemed to grant to the Recipient any license or rights in or to the Confidential Information of the Provider, or any part thereof. Unless otherwise expressly agreed in a separate license agreement, the disclosure of Confidential Information to the Recipient will not be deemed to constitute a grant, by implication or otherwise, of a right or license to the Confidential Information or to any patents or patent applications of the Provider.

11. Publicly Traded Company

The IPP acknowledges that the Companies' holding company is a publicly traded company, and that Confidential Information of the Companies may constitute material, non-public information with respect to the Companies. The IPP understands, and will advise its Representatives to whom Confidential Information of the Companies is disclosed, of the restrictions imposed by the United States securities laws on (a) the purchase or sale of securities by any person in possession of material, non-public information with respect to such securities, and (b) the communication of material, non-public information with respect to securities to a person who may purchase or sell such securities in reliance upon such information.

12. Remedies

(a) Each party acknowledges and agrees that any breach or threatened breach of this Agreement may give rise to an irreparable injury to the Provider or its Representatives, for which compensation in damages is likely to be an inadequate remedy. Accordingly, in the event of any breach or threatened breach of this Agreement by the Recipient or its Representatives, the Provider shall be entitled to seek equitable relief, including in the form of injunctions and orders for specific performance, in addition to all other remedies available at law or in equity.

(b) In the event that the Recipient learns of dissemination, disclosure, or use of the Confidential Information which is not permitted by this Agreement, the Recipient shall notify the Provider immediately in writing and shall use reasonable efforts to assist the Provider in minimizing damages from such disclosure. Such remedy shall be in addition to and not in lieu of any other rights or remedies available to the Provider at law or in equity.

(c) Recipient shall indemnify, defend and hold harmless Provider and Provider's officers, directors and employees (and each of their heirs, successors and assigns) (the "Indemnified Parties") from and against all losses, damages, claims and actions, including, without

limitation, reasonable attorneys' fees and costs, and all expenses incidental to such losses, damages, claims or actions ("Losses"), based upon or arising out of, or to the extent caused or contributed to by the breach of Recipient's confidentiality obligations with respect to Critical Infrastructure Confidential Information or Personally Identifiable Information; such rights to indemnification shall apply regardless of whether any act, omission, misconduct, negligence or default on the part of the Indemnified Parties contributed to the Losses, unless such act, omission, misconduct, negligence or default by an Indemnified Party was the sole or primary cause of the Losses.

13. Cumulative Remedies

No rights or remedy herein conferred upon or reserved to either party hereunder is intended to be exclusive of any other right or remedy, and each and every right and remedy shall be cumulative and in addition to any other right or remedy under this Agreement, or under applicable law, whether now or hereafter existing.

14. Notice

(a) By delivering written notice, either party may notify the other that it no longer wishes to receive or provide Confidential Information. Any further information received or provided by the party who received such notice following receipt of such notice, shall not be subject to the protection of this Agreement.

(b) All notices, consents and waivers under this Agreement shall be in writing and will be deemed to have been duly given when (i) delivered by hand, (ii) sent by electronic mail ("E-mail") (provided receipt thereof is confirmed via E-mail or in writing by recipient), (iii) sent by certified mail, return receipt requested, or (iv) when received by the addressee, if sent by a nationally recognized overnight delivery service (receipt requested), in each case to the appropriate addresses and E-mail Addresses set forth below (or to such other addresses and E-mail addresses as a party may designate by notice to the other party):

**(1) Companies:**

By Mail:

Hawaiian Electric Company, Inc.  
P.O. Box 2750  
Honolulu, Hawaii 96840  
Attn: Manager of Procurement, Renewable Acquisition Division

Delivered By Hand or Overnight Delivery:

Hawaiian Electric Company, Inc.  
Ward Receiving  
Mail Code AL12-IU  
799 S. King Street  
Honolulu, Hawaii 96813  
Attn: Manager of Procurement, Renewable Acquisition Division

By E-mail:

Hawaiian Electric Company, Inc.  
Attn: Manager of Procurement, Renewable Acquisition Division  
Email: [renewableacquisition@hawaiianelectric.com](mailto:renewableacquisition@hawaiianelectric.com)

With a copy to:

By Mail:

Hawaiian Electric Company, Inc.  
Legal Department  
P.O. Box 2750  
Honolulu, Hawaii 96840

Delivered By Hand or Overnight Delivery:

Hawaiian Electric Company, Inc.  
American Savings Bank Tower  
1001 Bishop Street, Suite 1100  
Honolulu, Hawai'i 96813  
Attn: Legal Department

By E-mail:

Hawaiian Electric Company, Inc.  
Legal Department  
Email: [legalnotices@hawaiianelectric.com](mailto:legalnotices@hawaiianelectric.com)

**(2) IPP**

By Mail:

[INSERT ADDRESS/CONTACT]

Delivered By Hand or Overnight Delivery:

[INSERT ADDRESS/CONTACT]

By E-mail:

[INSERT ADDRESS/CONTACT]

With a copy to:

By Mail:

[INSERT ADDRESS/CONTACT]

Delivered By Hand or Overnight Delivery:

[INSERT ADDRESS/CONTACT]

By E-mail:

[INSERT ADDRESS/CONTACT]

15. No Waiver

Except as otherwise provided in this Agreement, no delay or forbearance of a party in the exercise of any remedy or right will constitute a waiver thereof, and the exercise or partial exercise of a remedy or right shall not preclude further exercise of the same or any other remedy or right.

16. Governing Law

This Agreement is made under, governed by, construed and enforced in accordance with, the laws of the State of Hawai‘i. Any action brought with respect to the matters contained in this Agreement shall be brought in the federal or state courts located in the State of Hawai‘i. Each party agrees and irrevocably consents to the exercise of personal jurisdiction over each of the parties by such courts and waives any right to plead, claim or allege that the State of Hawai‘i is an inconvenient forum or improper venue.

17. Attorneys’ Fees and Costs

If there is a dispute between the parties and either party institutes a lawsuit, arbitration, mediation or other proceeding to enforce, declare, or interpret the terms of this Agreement, then the prevailing party in such proceeding shall be awarded its reasonable attorneys’ fees and costs.

18. Assignment Prohibited

This Agreement shall be binding upon and inure to the benefit of the parties hereto and their respective successors, legal representatives, and permitted assigns. Neither party shall have the right to assign any of its rights, duties or obligations under this Agreement, by operation of law or otherwise, without the prior written consent of the other party. Any purported assignment in violation of this section shall be null and void.

19. No Third Party Beneficiaries

Nothing expressed or referred to in this Agreement will be construed to give any person or entity other than the parties any legal or equitable right, remedy, or claim under or with respect to this Agreement or any provision of this Agreement. This Agreement and all of its provisions and conditions are for the sole and exclusive benefit of the parties and their successors and permitted assigns.

20. Entire Agreement

This Agreement constitutes the entire agreement between the parties relating to the subject matter hereof, superseding all prior and contemporaneous agreements, understandings or undertakings, oral or written with respect to the subject matter. Any amendment or modification of this Agreement or any part hereof shall not be valid unless in writing and signed by the Parties. Any waiver hereunder shall not be valid unless in writing and signed via by the party against whom waiver is asserted.

21. Term and Survival

This Agreement shall remain in full force and effect for a period of five (5) years from the Effective Date. All confidentiality obligations of this Agreement with respect to Confidential Information provided to Recipient during the term of this Agreement shall survive following expiration or termination of this Agreement until such Confidential Information is returned to Provider or destroyed in accordance with Section 6 hereinabove.

22. Severability

If any term or provision of this Agreement, or the application thereof to any person, entity or circumstances is to any extent invalid or unenforceable, the remainder of this Agreement, or the application of such term or provision to persons, entities or circumstances other than those as to which it is invalid or unenforceable, shall not be affected thereby, and each term and provision of this Agreement shall be valid and enforceable to the fullest extent permitted by law, and the parties will take all commercially reasonable steps, including modification of the Agreement, to preserve the economic “benefit of the bargain” to both parties notwithstanding any such aforesaid invalidity or unenforceability.

23. Negotiated Terms

The parties agree that the terms and conditions of this Agreement are the result of negotiations between the parties and that this Agreement shall not be construed in favor of or against any party by reason of the extent to which any party or its professional advisors participated in the preparation of this Agreement.

24. Counterparts and Electronic Signatures

This Agreement may be executed in counterparts, each of which shall be deemed an original, and all of which shall together constitute one and the same instrument binding all parties notwithstanding that all of the parties are not signatories to the same counterparts. For all purposes, duplicate unexecuted and unacknowledged pages of the counterparts may be discarded and the remaining pages assembled as one document. The parties agree that this Agreement and any subsequent writings, including amendments, may be executed and delivered by exchange of executed copies via E-mail or other acceptable electronic means, and in electronic formats such as Adobe PDF or other formats mutually agreeable the parties which preserve the final terms of this Agreement or such writing. A party’s signature transmitted by E-mail or other acceptable electronic means shall be considered an “original” signature which is binding and effective for all purposes of this Agreement.



*[Signature Page Follows]*

IN WITNESS WHEREOF, each party has caused this Agreement to be executed on its behalf by a duly authorized representative, all as of the Effective Date.

HAWAIIAN ELECTRIC COMPANY, INC.

By: \_\_\_\_\_  
Print Name: \_\_\_\_\_  
Its: \_\_\_\_\_

MAUI ELECTRIC COMPANY, LTD.

By: \_\_\_\_\_  
Print Name: \_\_\_\_\_  
Its: \_\_\_\_\_

“Companies”

[Insert Name of IPP]

\_\_\_\_\_  
By: \_\_\_\_\_  
Print Name: \_\_\_\_\_  
Its: \_\_\_\_\_

“IPP”

**CONFIDENTIALITY, WAIVER, AND HOLD HARMLESS AGREEMENT**  
**(Hawaiian Electric Engineering Standards)**

1. This Confidentiality, Waiver, and Hold Harmless Agreement (the “Agreement”), effective upon execution, is executed by **[insert Developer]** (“Recipient”), in consideration of **HAWAIIAN ELECTRIC COMPANY, INC.** (“Hawaiian Electric”) providing engineering standards, drawings and/or specifications for equipment owned or to be owned by Hawaiian Electric, in hard copy and/or electronic format (collectively the “Information”), as further identified in Section 7 below, at the request and for the convenience of and use by or on behalf of Recipient for its subject project described as follows: **[insert project]**.
2. The Information was prepared for the benefit of Hawaiian Electric only. The Information is being shared with Recipient solely for convenience and is provided “AS-IS”, “WHERE IS” and “WITH ALL FAULTS”. Hawaiian Electric GIVES NO REPRESENTATION EXPRESS OR IMPLIED INCLUDING ANY IMPLIED WARRANTIES OF QUALITY, MERCHANTABILITY, FITNESS FOR A PARTICULAR PURPOSE OR OTHERWISE REGARDING THE INFORMATION. Recipient understands, acknowledges and agrees that any reliance upon and use or reuse of such Information for any purpose is at Recipient’s sole risk and without liability or legal exposure to Hawaiian Electric and is subject to Recipient’s independent professional judgment and experience. Recipient is responsible for performing its own due diligence and making final decisions in all matters relevant to its project. Recipient further acknowledges and agrees that the Information may be updated or revised by Hawaiian Electric at any time or from time to time without further notice or obligation from Hawaiian Electric to Recipient regarding any such update or revision.
3. Recipient agrees to keep the Information confidential. If the Recipient becomes legally compelled (by deposition, interrogatory, request for documents, subpoena, civil investigative demand or similar process) or shall be advised by counsel to disclose any of the Information, Recipient shall undertake reasonable efforts to provide Hawaiian Electric with prompt notice of such requirement or advice prior to disclosure so that Hawaiian Electric may seek a protective order or other appropriate remedy or waive compliance with the terms of this Agreement. If such protective order or other remedy is not obtained, or Hawaiian Electric waives compliance with the provisions hereof, Recipient agrees to furnish only that portion of the Information which it is legally required to so furnish and, at the request of Hawaiian Electric, to use reasonable efforts to obtain assurance that confidential treatment will be accorded such Information, it being understood that such reasonable efforts shall be at the cost and expense of Recipient. Recipient shall not make copies, share or distribute the Information to any other person or entity without first receiving the prior express written consent of Hawaiian Electric, which consent may be granted or withheld in Hawaiian Electric’s sole discretion; provided that, should Recipient receive Hawaiian Electric’s consent, Recipient shall not make copies, share or distribute the Information without having first obtained from the intended recipient of the Information a duly signed Waiver and Hold Harmless Agreement of the form herein, and having delivered same to Hawaiian Electric.
4. Recipient, through its authorized undersigned representative, acknowledges receipt of such Information and hereby waives any and all rights that it might now or in the future have to claim or bring an action against Hawaiian Electric, its officers, directors, employees, agents and successors, on account of personal injury or death, or damage to or loss of property, arising out of, incident to, or resulting directly or indirectly from such use of Information, whether such injury, death, damage or loss is contributed to by the negligence of Hawaiian Electric, its officers, directors, employees, agents or servants, and whether due to any imperfections, errors, or omissions in such Information provided to Recipient.
5. Furthermore, Recipient does hereby agree to defend, indemnify, and hold harmless Hawaiian Electric, its officers, directors, employees, agents and successors against any and all actions, causes of action, suits, liabilities, claims, demands, damages, losses, costs or expenses, including but not limited to reasonable attorneys’ fees and costs, arising out of, incident to, or resulting directly or indirectly from breach of this Agreement and/or the use of Information by or on behalf of Recipient. It is intended that the obligations agreed to herein shall be binding on the successors and assigns of Recipient.
6. This Agreement is made under and shall be governed by and construed in accordance with the laws of the State of Hawaii. Recipient agrees and consents that any dispute arising out of this Agreement, however defined, shall be brought in the State of Hawaii in a court of competent jurisdiction.

7. IDENTIFIED INFORMATION: **Copy of the HAWAIIAN ELECTRIC Document.**

Engineer, Procure, Construct Specifications for Hawaiian Electric Substations and Power Lines

ACKNOWLEDGED, AGREED AND ACCEPTED BY:

**[Insert Developer]**

By \_\_\_\_\_

Name:

Its:

Date: \_\_\_\_\_

By \_\_\_\_\_

Name:

Its:

Date: \_\_\_\_\_

**DRAFT**

**REQUEST FOR PROPOSALS**

**FOR**

**RENEWABLE DISPATCHABLE GENERATION**

**AND**

**ENERGY STORAGE**

**MAUI**

MAY 2, 2022

Docket No. 2015-0389

*Appendix F – [Reserved]*



**Maui  
Electric**

**DRAFT**  
**REQUEST FOR PROPOSALS**  
**FOR**  
**RENEWABLE DISPATCHABLE GENERATION**  
**AND**  
**ENERGY STORAGE**  
**MAUI**

MAY 2, 2022

Docket No. 2017-0352

*Appendix G – Hawaiian Electric Development  
Team Certification Form*



**Maui  
Electric**

## Appendix G – Hawaiian Electric Proposal

### Overview

To the extent that there are Hawaiian Electric Proposals to the RFP, the Company will endeavor to evaluate these Hawaiian Electric Proposals on a fair basis compared to third party Proposals. As described in Section 1.9.1 of the RFP, “[t]he Competitive Bidding Framework allows the Company the option to offer a Self-Build Proposal in response to this RFP (“Hawaiian Electric Proposal”). Accordingly, the Company must follow certain requirements and procedures designed to safeguard against and address concerns associated with: (1) preferential treatment of the Hawaiian Electric Proposal or members, agents or consultants of the Company formulating the Hawaiian Electric Development Team; and (2) preferential access to proprietary information by the Hawaiian Electric Development Team.” A Hawaiian Electric Proposal will be required to comply with the provisions in the Framework for Competitive Bidding (“Framework”) as well as this RFP.

In addition to its Proposal, the Hawaiian Electric Development Team will be required to submit Attachment 1 to this Appendix G, Hawaiian Electric Development Team Certification Form, acknowledging it has followed the rules and requirements of the RFP to the best of its ability and has not engaged in any collusive actions or received any preferential treatment or information providing an impermissible competitive advantage to the Hawaiian Electric Development Team over other proposers responding to this RFP, as well as adherence to PPA terms and milestones required of all proposers and the Hawaiian Electric Proposal’s proposed cost protection measures.

Pursuant to the Framework and as set forth in the RFP Schedule, the Company will require that the Hawaiian Electric Proposal be submitted electronically through the Electronic Procurement Platform a minimum of one (1) day before other Proposals are due.

Except where specifically noted, a Hawaiian Electric Proposal must adhere to the same price and non-price Proposal requirements as required of all Proposers.

As described in Section 3.8.4 of the RFP, if selected, a Hawaiian Electric Proposer will not be required to enter into a Stage 3 Contract with the Company. However, the Hawaiian Electric Proposer will be held to the proposed modifications to the Stage 3 Contract, if any, it submits as part of the Hawaiian Electric Proposal in accordance with Section 3.8.7 of the RFP. Moreover, the Hawaiian Electric Proposal will be held to the same performance metrics and milestones set forth in the Stage 3 Contract to the same extent as all Proposers, as attested to in the Hawaiian Electric Development Team Certification submittal. If liquidated damages are assessed, they will be paid from shareholder funds and returned to customers through the Purchased Power Adjustment Clause or other appropriate rate adjustment mechanisms.

In lieu of price components, the Hawaiian Electric Proposal will need to provide their total project capital costs, any associated annual O&M costs, as well as annual revenue requirements by year (see Appendix B, Section 2.0). The Hawaiian Electric Proposal shall submit revenue requirement

worksheets with their Proposal that support their annual revenue requirements estimates. (See Appendix B, Section 2.1.) A starter revenue requirements template example can be requested by the Hawaiian Electric Development Team via email to the RFP Email Address once the RFP event opens. The revenue requirements worksheets submitted will be customized by the Hawaiian Electric Development Team to reflect the details of the Project's Proposal. All assumptions used will be reflected in an assumptions input tab.

### **Hawaiian Electric Proposal Total Project Capital Cost**

The following is a high-level breakdown followed by a narrative explanation of the total capital cost estimate for a potential Hawaiian Electric Proposal. The total project capital cost (and annual O&M costs) will be used to calculate the Revenue Requirement, which will then be used to calculate a for Proposal comparison purposes. The categories of costs include:

- Facility
  - EPC Contract
  - Allowance for Change Orders
  - Equipment
  - Owner's Cost
- Outside Services
- Interconnection
- Overheads
- AFUDC

These costs will be identified in Section 2.3.2.2 of the Hawaiian Electric Proposal(s). (See Appendix B, Section 2.3.2.2.)

- Facility (including any generation and storage components) - This line item, to the extent applicable, should include costs such as:

#### Engineering, Procurement, and Construction ("EPC") Contract

The total cost estimate of the facility is the projected EPC contract cost including the design of the facility up to the high-voltage terminals of the step-up transformers, procurement of all the equipment, and services necessary to build the facility and construction and commissioning of the facility.

#### Allowance for Change Orders

This allocation accounts for items such as additional requirements resulting from unforeseen conditions, unexpected permitting requirements, force majeure events, unanticipated interferences, different interpretations of design requirements, material unavailability, and longer than normal delivery times.

#### Equipment

This cost includes the generator and the facility equipment that support the operation of the generator and the distribution of electrical power around the station, as applicable. Engineering and testing services required to ensure that the equipment is properly functioning at the site, training and documentation necessary



to operate and maintain the equipment, and performance guarantees may also be included here.

#### Owner's Cost

Owner's costs for the facility are all the costs necessary for the design, permitting, procurement, construction, and commissioning of the facility and for the preparation of the Proposal that are not included in the major contracts (i.e. EPC). The Companies' Labor includes Project Management, Station Operator training and commissioning, Environmental, Safety, Legal, Corporate Communications, Community and Government Relations, Engineering, and Regulatory Affairs. Company Labor for the preparation of the Proposal is also included here. For purposes of recovery, only the incremental costs of Labor will be subject to separate recovery.

- Outside Services - This line item, to the extent applicable, should include costs such as:
  - Construction Management to oversee the EPC contractor
  - Legal for the preparation of the Environmental Impact Statement and PUC process
  - Engineering for development and evaluation of the project technical specifications, Interconnection Requirements Study (IRS) and emissions testing
  - Environmental to conduct the Environmental Impact Statement (EIS) and Air Permit consulting
  - General Services such as surveys, land appraisals, Environmental Condition Reports, public relations, office trailer rental, archeological services, landscaping, miscellaneous permits, builder's risk insurance, switchgear testing, hazard analysis, painting, monitoring services, and moving costs.
  - Material costs including spare parts, furnishings, IT equipment, appliances, generator system initial fills (fuels, oils, water), and telecommunications equipment for the station.
  - Travel costs required to inspect other similar facilities, observe final acceptance testing of critical equipment, and station operators' factory training
  
- Interconnection – This line item covers all interconnection costs that a similarly situated IPP would be responsible for as described in RFP Section 2.3.5, and to the extent applicable, should include costs such as:

#### Transmission Line

The cost estimate includes the design, procurement, and construction of any new transmission infrastructure needed to interconnect with the designated substation.

### Switchyard

Work at the switchyard will include design, procurement, and construction of the switchyard and the interfaces between the high voltage terminals of the generator step-up transformers and the transmission line to which it will be connected. Site preparation of the switchyard and the design, procurement, and installation of the step-up transformers located in the switchyard, are typically included in the EPC contract.

### Substation

Work at the designated substation that will include the design, procurement, and construction of the interfaces between the new transmission line and the substation buswork to which it will be connected.

### Telecom

Accounts for direct labor, materials, and outside services to install telecommunication requirements for the project.

### Project Management

Cost estimate of the project management design, procurement, contracting, and scheduling efforts for the interconnection only. Project management costs for the facility are included in the Owner's Cost estimate above.

- Overhead Costs

Overhead costs for the proposed facility will be estimated by the Company's budgeting software (UI Planner) and represent an allocation for those Company costs that are not attributable to any particular project or operation, but are essential nonetheless. Overheads are comprised of non-productive wages (such as holiday, sick, and vacation pay), employee benefits, payroll taxes, corporate administrative costs, and clearing costs.

- Allowance for Funds Used During Construction ("AFUDC")

The AFUDC will be calculated using the Company's budgeting software (UI Planner) and represents the cost of capital funding for the Project. The Company strives to minimize the cost of the AFUDC by ensuring that Project elements that are used or useful are placed in service as soon as possible, as well as minimizing the amount of time that AFUDC can accumulate, by minimizing the amount of time between expenditures on Project elements and their placement in service.

The Hawaiian Electric Proposal will include a Revenue Requirement for each year, which is calculated from the total project capital cost to determine the revenues needed to recover the cost of the project. The value of the Revenue Requirement Calculation for the Total Hawaiian Electric Proposal Project Capital Cost will be included in the Levelized Price calculation described below.

## Annual O&M

The cost for ongoing O&M (fixed and variable) will be a component of the Revenue Requirement. All O&M should be included in this category, unless captured elsewhere in the Revenue Requirement Calculation, including but not limited to annual O&M expense to maintain facility; property taxes (if applicable), and insurance. As described in RFP Appendix G, a Hawaiian Electric Proposal will be required to cap its O&M costs at the amount included in the Proposal. Only actual costs will be recovered if such actual costs are lower than the maximum amounts in the Proposal.

## Annual Revenue Requirement

The Hawaiian Electric Proposal will include a Revenue Requirement for each year, which is calculated from the total project capital cost to determine the revenues needed to recover the cost of the project. The value of the Revenue Requirement Calculation for the Total Hawaiian Electric Project Capital Cost will be included in the Levelized Price calculation.

The following is a narrative description of the proposed revenue requirement calculation and significant assumptions that the Hawaiian Electric Proposal should account for. The objective of a revenue requirement analysis is to illustrate the annual revenue requirements (ARR) for a utility Hawaiian Electric Proposal.

Revenue Requirement is defined as a calculated value which represents the estimated revenues needed from ratepayers which would allow the Company to recover its capital investment and expenses, honor its debt obligations, pay its revenue and income tax liabilities and pay its preferred shareholders while providing a fair return to its common shareholders for their investment. Specific factors or assumptions related to that particular project will be included in the analysis.

The purpose of a revenue requirement calculation is to determine the annual and total revenue requirements of a capital investment and annual O&M expense needed from customers. The ratemaking formula for revenue requirements is shown below.

$$RR = O + T + D + r(RB)$$

Where: RR = Revenue Requirements  
O = Operating and Maintenance Expense  
T = Tax Expense (Income and Revenue)  
D = Depreciation Expense  
r = Rate of Return on Rate Base  
RB = Rate Base

The Company, in conjunction with the Independent Observer, may also conduct a risk assessment of the Hawaiian Electric Proposal to ensure an appropriate level of customer cost protection measures are included in such proposal.

**APPENDIX G ATTACHMENT 1 – HAWAIIAN ELECTRIC DEVELOPMENT TEAM CERTIFICATION**

**Name of Hawaiian Electric  
Development Team Contact:**

\_\_\_\_\_

**Unique Name of Facility:**

\_\_\_\_\_

This Hawaiian Electric Development Team Certification for Maui Electric Company, Ltd.'s, ("Company") Proposal in response to the Company's Request for Proposals for Renewable Dispatchable Generation and Energy Storage ("RFP") is made as of the date stated below.

**A. COMPLIANCE WITH THE RFP AND CODE OF CONDUCT**

The Hawaiian Electric Development Team certifies and acknowledges that it will/has:

1. Adhered to the terms of the RFP applicable to the Hawaiian Electric Development Team, including but not limited to: Section 1.7 (proposal submittal requirements), Section 1.7.4 (certification of non-collusion), Section 1.9 (Procedures for any Hawaiian Electric Proposal or Affiliate Proposals), and Section 3.4.4 (authorized signatory);
2. Adhered to the technical requirements of the RFP, excluding however those requirements inapplicable to the Hawaiian Electric Development Team such as execution of the Stage 3 Contract, pricing formula requirements for independent power producer proposals, submission of a Proposal Fee, dispute resolution, credit requirements, selection of a priority list, and submission of a best and final offer;
3. Complied with the Company's Code of Conduct Procedures Manual, attached as Appendix C to this RFP, with particular attention to the Communications Protocols described in Section C therein with respect to communication with the Company RFP Team.

**B. INDEPENDENT INVESTIGATION**

The Hawaiian Electric Development Team further certifies and acknowledges that it will/has:

1. Submitted the Hawaiian Electric Proposal based on its own investigations, examinations and determinations, including assessments of any risks that could have an effect on its obligations under the Hawaiian Electric Proposal.
2. Carefully examined the RFP documents and its appendices and has a clear and comprehensive knowledge of what is required of a Proposer under the RFP, and correspondingly, what is required of the Hawaiian Electric Development Team.
3. Examined and understands the technical requirements, schedule and evaluation process as it is laid out in the RFP.

**C. COST PROPOSAL ACKNOWLEDGEMENTS**

The Hawaiian Electric Development Team acknowledges and agrees that:

1. Recovery for Project capital costs and O&M costs will be capped at the amount included in the Hawaiian Electric Development Team's Proposal.
2. Only actual capital costs and O&M costs will be recovered even if such actual costs are lower than the Hawaiian Electric Development Team's proposed maximum amounts.
3. Costs of developing the proposal must be included in the Hawaiian Electric Proposal for evaluation purposes only. Only the incremental costs of developing the Hawaiian Electric Development Team's proposal will be charged to the project and passed through to customers. Incremental costs for Hawaiian Electric Proposals not serving as the Parallel Plan and which are not selected to the Final Award Group will not be recoverable from the Companies' customers.

**D. ADHERENCE TO PPA REQUIREMENTS AND MILESTONES**

The Hawaiian Electric Development Team acknowledges and agrees that:

1. The Hawaiian Electric Proposal will be consistent with the scope of work and responsibilities of the "Seller" under the terms of the applicable model Stage 3 Contract excluding inapplicable terms related to commercial and legal interactions between the Seller and the Company.
2. The Hawaiian Electric Proposal Facility will be designed and constructed to:
  - a. Achieve the Performance Standards identified in Attachment B, Section 3 of the applicable model Stage 3 Contract, as modified by the IRS (subject to reasonable adjustment agreeable to the Company consistent with the Company's negotiation of such performance standards that would be completed with an independent power producer under similar circumstances);
  - b. Meet the performance metrics as specified in the applicable model Stage 3 Contract.
    - b.1. For facilities with a photovoltaic generation component, (i) PV System Equivalent Availability Factor, and (ii) Measured Performance Ratio;
    - b.2. For facilities with a wind generation component, (i) Modified Pooled OMC Equipment Availability Factor, (ii) Performance Index, and (iii) Balance of Plant Efficiency Ratio;
    - b.3. For Storage facilities (paired storage or standalone storage), (i) Storage Annual Equipment Availability Factor, (ii) Storage Annual Equivalent Forced Outage Factor, and (iii) Storage Capacity Ratio;
  - c. Pass the Acceptance Test specified in the applicable Acceptance Test General Criteria section of the applicable model Stage 3 Contract;

- d. Pass the Control System Performance Test specified in the applicable Control System Acceptance Test Criteria section of the applicable model Stage 3 Contract;
- e. If applicable, pass the On-line Performance Test specified in the applicable BESS Capacity Test section of the applicable model Stage 3 Contract;
- f. If applicable, achieve a Demonstrated Capacity equal to or greater than that indicated in the Hawaiian Electric Proposal as measured pursuant to the applicable BESS Capacity Test section of the applicable model Stage 3 Contract;
- g. Meet the project milestones identified in the Hawaiian Electric Proposal no later than the dates specified therein, which shall be consistent with the guaranteed project milestones required in the Guaranteed Project Milestones section of the applicable model Stage 3 Contract (subject to reasonable adjustment agreeable to the Company consistent with the Company's negotiation of such milestones that would be completed with an independent power producer under similar circumstances). Notice of completion of milestones and any delay will be provided to PUC and Consumer Advocate.
- h. Achieve the reporting milestones identified in the Hawaiian Electric Proposal no later than the dates specified therein, which shall be consistent with the reporting milestones required in the Reporting Milestones of the applicable model Stage 3 Contract (subject to reasonable adjustment agreeable to the Company consistent with the Company's negotiation of such milestones that would be completed with an independent power producer under similar circumstances). Notice of completion of milestones and any delay will be provided to PUC and Consumer Advocate.
- i. Will be subject to the applicable liquidated damages for the Stage 3 Contract provisions above. These liquidated damages would be paid from shareholder funds and would be passed through to customers through the Companies' Power Purchase Adjustment Clause or other appropriate rate adjustment mechanisms. Notice of any liquidated damages assessed and amounts of such liquidated damages will be provided to PUC and Consumer Advocate.
- j. Will reconfirm requirements in GO7 application and any resulting approval order for such application.
- k. Will provide annual report to PUC and Consumer Advocate on performance metrics.

**E. DECLARATION AND SIGNATURE**

1. The individual(s) that has (have) signed this Hawaiian Electric Development Team Certification is (are) duly authorized by the Hawaiian Electric Development Team to execute such on behalf of the Hawaiian Electric Development Team; and

2. All statements, specifications, data, confirmations and other information set out in this Hawaiian Electric Development Team Certification are complete and accurate in all material respects.

IN WITNESS WHEREOF, the HAWAIIAN ELECTRIC DEVELOPMENT TEAM hereby makes the certifications, acknowledgements and agreements stated herein as of the date stated under the signature of its authorized representative:

Dated at \_\_\_\_\_, \_\_\_\_\_ this \_\_\_\_\_ day of \_\_\_\_\_ 20\_\_\_\_\_.

Representative

\_\_\_\_\_  
Signature of Hawaiian Electric Development Team

Representative (please print)

\_\_\_\_\_  
Name of Hawaiian Electric Development Team

Representative (please print)

\_\_\_\_\_  
Title of Hawaiian Electric Development Team

**DRAFT**  
**REQUEST FOR PROPOSALS**  
**FOR**  
**FIRM RENEWABLE DISPATCHABLE GENERATION**  
**ISLAND OF MAUI**

MAY 2, 2022

Docket No. 2017-0352

*Appendix H – Interconnection Facilities Cost  
and Schedule Information*



**Maui  
Electric**



**TABLE OF CONTENTS**

Section 1 – Cost Responsibilities..... 1

    1.1 – Definitions..... 1

    1.2 – Abbreviations ..... 1

    1.3 – Facilities At Proposer Site ..... 2

    1.4 – Proposer Facility Service Power and Company Switching Station Power..... 2

    1.5 – Remote Substation Facilities..... 3

    1.6 – Interconnection to Specific Company Sites ..... 4

    1.7 – Line Extension from Grid Connection Point (GCP) To Proposer Site ..... 4

    1.8 – T&D System Upgrades ..... 4

    1.9 – Company-Owned Fiber..... 5

    1.10 – Telecommunication Facilities ..... 5

    1.11 – Control System Acceptance Test (CSAT) ..... 6

    1.12 – Proposer Payments..... 6

Section 2 – Interconnection Requirements and Costs..... 7

    2.1 – Substation & Meter Baseline Costs ..... 7

        A. Not Used ..... 7

        B. Not Used ..... 7

        C. Typical Transmission Interconnection..... 7

    2.2 – Interconnection to Specific Company Sites..... 8

        A. Lahainaluna Substation..... 8

        B. Kealahou Substation ..... 9

    2.3 – T&D Baseline and Line Extension Costs ..... 10

        A. Not Used ..... 10

        B. Not Used ..... 10

        C. Typical Transmission Interconnection Baseline..... 10

        D. Line Extensions and Upgrades..... 10

            69kV..... 10

        E. Service Power ..... 11

    2.4 – Project Management Baseline Costs..... 12

        A. Not Used ..... 12

Hawaiian Electric Company  
Company-Owned Interconnection Facilities Cost and Schedule Information

B. Subtransmission Projects ..... 12

C. Transmission Projects ..... 13

2.5 – Typical Telecommunications Requirements and Costs ..... 13

    A. Not Used ..... 13

    B. Variable RDG Projects  $\geq 1$  MW and  $\leq 3$  MW ..... 13

    C. Variable RDG Projects  $> 3$  MW ..... 13

    D. Firm Generation Interconnection Projects ..... 14

    E. Projects Interconnecting to a Company Switching Station..... 14

    F. Telecommunications Baseline Costs ..... 14

        Communications Cabinet or Enclosure ..... 14

        Lease Line Options ..... 15

        Fiber-Optic Cable Option ..... 15

        Microwave Option ..... 15

        Projects Interconnecting to a Company Switching Station Only..... 16

2.6 – Typical Security Requirements and Costs ..... 16

    A. Proposer Responsibilities at Proposer Facility ..... 17

    B. Proposer Responsibilities for New Company-Owned Substations..... 17

Section 3 – Proposer-Build Responsibilities..... 18

    3.1 – COIF at Proposer Site ..... 18

    3.2 – COIF at Existing Company-Owned Substations ..... 19

    3.3 – T&D Line Work..... 19

    3.4 – Telecommunications ..... 20

    3.5 – Security ..... 21

Section 4 – Typical Company Durations for Interconnection Projects ..... 21

    4.1 – Not Used ..... 21

    4.2 – Subtransmission Projects ..... 21

    4.3 – Transmission Projects ..... 22

Hawaiian Electric Company  
Company-Owned Interconnection Facilities Cost and Schedule Information

To assist Proposers in estimating costs of potential projects, the information provided in this document can be used to approximate the cost for Company-Owned Interconnection Facilities (COIF), including substation, telecommunications, security, transmission and distribution lines, and project management.

Tariff Rule No. 19, approved by the PUC, establishes provisions for Interconnection and Transmission Upgrades (<https://www.hawaiianelectric.com/billing-and-payment/rates-and-regulations/>). The tariff provisions are intended to simplify the rules regarding who pays for, installs, owns, and operates interconnection facilities in the context of competitive bidding. Tariff Rule No. 19 and applicable RFP requirements will be utilized as the basis for addressing interconnection and transmission upgrades for any projects developed. Proposers will comply with the terms and conditions as specified therein.

## **SECTION 1 – COST RESPONSIBILITIES**

The purpose of Section 1 is to clearly define the cost responsibilities of construction, replacements, and upgrades of Company-Owned Interconnection Facilities (COIF) and existing Company-owned facilities in compliance with Tariff Rule No. 19.

### **1.1 – DEFINITIONS**

1. **Betterment** – Any upgrading to a facility made solely for the benefit of and at the election of the Company and is not required by applicable laws, codes, Company Standards, and the interconnection requirements in accordance with Tariff Rule No. 19.
2. **Company** – Hawaiian Electric, Maui Electric, or Hawai'i Electric Light.
3. **Company-Owned Interconnection Facilities** – The equipment and devices owned by Company that are required to permit a generating facility to operate in parallel with and deliver electric energy to Company's system and provide reliable and safe operation of, and power quality on, Company's system.
4. **Grid Connection Point** – The point that the new interconnection facilities associated with the Proposer's project interconnects to the Company's existing electrical grid.
5. **Interconnection Agreement** – The executed contract between the Company and Proposer (e.g., Power Purchase Agreement, Standard Interconnection Agreement, etc.).
6. **Point of Interconnection** – The point of delivery of energy supplied by Proposer to Company, where the Facility owned by the Proposer interconnects with the facilities owned or to be owned by the Company.
7. **Proposer** – The developer proposing a renewable project in response to a Company RFP.

### **1.2 – ABBREVIATIONS**

1. **ADSS** – All Dielectric Self-Supporting
2. **COIF** – Company-Owned Interconnection Facilities
3. **CT** – Current Transformer
4. **DFR** – Digital Fault Recorder

Hawaiian Electric Company  
Company-Owned Interconnection Facilities Cost and Schedule Information

5. DTT – Direct Transfer Trip
6. FS – Facility Study
7. GCP – Grid Connection Point
8. HVAC – Heating, Ventilation, and Air Conditioning
9. IRS – Interconnection Requirements Study (includes both SIS and FS)
10. NDA – Non-Disclosure Agreement
11. OPGW- Optical Ground Wire
12. POI – Point of Interconnection
13. PT – Potential Transformer
14. RTU – Remote Terminal Unit
15. SCADA – Supervisory Control and Data Acquisition
16. SIS – System Impact Study
17. UFLS – Under-Frequency Load Shed

### 1.3 – FACILITIES AT PROPOSER SITE

1. Proposer shall be responsible for all costs related to COIF at the Proposer site required by any relevant Rule or Tariff, Request for Proposal, and/or the IRS. This may include, but is not limited to:
  - a. Project management, design, permitting/regulatory fees and approvals, land rights, installation labor, inspection, construction management, and testing
  - b. Site work (grading, trenching, manholes/handholes, conduits, cable trench, concrete pads/foundations, fencing, roadways/driveways, ground grid, lighting, etc.)
  - c. Substation structures, design, and configuration (i.e., breaker and a half, ring bus, etc.)
  - d. Control equipment enclosure/cabinet
  - e. Equipment (circuit breakers, transformers, relays, switches, arresters, batteries, HVAC, RTU, DFR, DTT, meters, PTs, CTs, etc.)
  - f. Telecommunication equipment (See Telecommunication Facilities section below)
  - g. Electrical work (bussing, wiring, lightning protection, fiber optic cable, etc.)
  - h. Security systems/equipment
2. Company shall be responsible for Betterment costs.

### 1.4 – PROPOSER FACILITY SERVICE POWER AND COMPANY SWITCHING STATION POWER

1. For all distribution-level service power, Proposer shall submit an Electrical Service Request Form via [www.hawaiianelectric.com](http://www.hawaiianelectric.com). Please refer to the [Large Customer New Service Request brochure](#) for milestones and estimated timeline.
2. Proposer shall be responsible for all costs related to providing service power to the Proposer's facility. Facility service power is NOT a part of COIF, but Proposers should account for it in the total costs to build the project.
3. Station power is required if a new Company switching station or substation is built to allow the interconnection of the Proposer's project. If station power is required, the

Hawaiian Electric Company  
Company-Owned Interconnection Facilities Cost and Schedule Information

- Proposer shall be responsible for all costs related to the primary and backup station power sources. This may include, but is not limited to:
- a. Project management, design, permitting/regulatory fees and approvals, land rights, installation labor, inspection, construction management, and testing
  - b. Overhead electrical facilities (poles, conductor, insulators, crossarms, guy wires, transformers, etc.)
  - c. Underground electrical facilities (cables, splices, termination, grounding, transformers, switchgears, etc.)
  - d. Step-down transformer
  - e. Civil/structural work (survey, grading, trenching, conduits, manholes/handholes, concrete pads, concrete pier foundations, pole hole excavation, etc.)
  - f. Vegetation trimming and traffic control
4. Options for primary station power sources for the Company's various switching station voltages are:
- a. Tap off the bus through a step-down transformer for 23kV through 69kV
  - b. 12kV line extension and service transformer for 23kV through 138kV
  - c. Gensets are not an allowable substitute for the above options
5. Proposer shall be responsible for obtaining all permitting and land rights.

### **1.5 – REMOTE SUBSTATION FACILITIES**

1. Proposer shall be responsible for all costs for work at remote substations caused by the interconnection of Proposer's project. This may include, but is not limited to:
  - a. Project management, design, permitting/regulatory fees and approvals, land rights, installation labor, inspection, construction management, and testing
  - b. Site work (grading, trenching, manholes/handholes, conduits, cable trench, concrete pads/foundations, fencing, roadways/driveways, ground grid, lighting, etc.)
  - c. Substation structures
  - d. New control equipment cabinet or existing enclosure expansion
  - e. Equipment (circuit breakers, transformers, relays, switches, arresters, batteries, HVAC, DFR, DTT, meters, PTs, CTs, etc.)
  - f. Electrical work (bussing, wiring, lightning protection, fiber optic cable, etc.)
  - g. Telecommunications equipment
  - h. Company has completed a high-level analysis to determine anticipated remote substation requirements prior to the RFP. Proposer may ask Company for a list of those requirements based on Proposer's indicated interconnection point after Proposer has signed a Non-Disclosure Agreement (NDA). Such requirements will be confirmed in the Interconnection Requirements Study.
2. Company shall be responsible for the following costs:
  - a. Betterment
  - b. Changes to the Under-Frequency Load Shed (UFLS) scheme

## **1.6 – INTERCONNECTION TO SPECIFIC COMPANY SITES**

1. Proposer shall be responsible for all costs related to COIF required at the Company's site by any relevant Rule or Tariff, Request for Proposal, and/or the IRS. This may include, but is not limited to:
  - a. Project management, design, permitting/regulatory fees and approvals, land rights, installation labor, inspection, construction management, and testing
  - b. Site work (grading, trenching, manholes/handholes, conduits, cable trench, concrete pads/foundations, fencing, roadways/driveways, ground grid, lighting, etc.)
  - c. Substation structures, design, and configuration (i.e., breaker and a half, ring bus, etc.)
  - d. Control equipment enclosure/cabinet
  - e. Equipment (circuit breakers, transformers, relays, switches, arresters, batteries, HVAC, RTU, DFR, DTT, meters, PTs, CTs, etc.)
  - f. Telecommunication equipment (See Telecommunication Facilities section below)
  - g. Electrical work (bussing, wiring, lightning protection, fiber optic cable, etc.)
  - h. Security systems/equipment
2. Company shall be responsible for Betterment costs.

## **1.7 – LINE EXTENSION FROM GRID CONNECTION POINT (GCP) TO PROPOSER SITE**

1. Proposer shall be responsible for all costs related to the line extension between the GCP and the Proposer site. This may include, but is not limited to:
  - a. Project management, design, permitting/regulatory fees and approvals, land rights, installation labor, inspection, construction management, and testing
  - b. Overhead electrical facilities (poles, conductor, insulators, crossarms, guy wires, etc.)
  - c. Underground electrical facilities (cables, splices, terminations, grounding, transformers, switchgears, etc.)
  - d. Civil/structural work (survey, grading, trenching, conduits, manholes/handholes, concrete pads, concrete pier foundations, pole hole excavation, etc.)
  - e. Company fiber (ADSS fiber, OPGW shieldwire, splice boxes, etc.)
  - f. Vegetation trimming and traffic control
2. The Company shall be responsible for the following costs:
  - a. Betterment

## **1.8 – T&D SYSTEM UPGRADES**

1. Proposer shall be responsible for all costs related to system upgrades or changes required to accommodate the Proposer's project (e.g., re-conductoring or recircuiting of existing lines that do not have the required ampacity, re-fusing or re-programming of protective devices upstream of the GCP, etc.).

## 1.9 – COMPANY-OWNED FIBER

1. If Company-owned fiber is used to satisfy the communications requirements in the IRS, then the Proposer shall be responsible for all costs related to routing the ADSS fiber or OPGW from the nearest existing splice point to the Proposer site. This may include, but is not limited to:
  - a. Project management, design, permitting/regulatory fees and approvals, land rights, installation labor, inspection, construction management, and testing
  - b. Company fiber-optic cable (ADSS fiber cable or OPGW shieldwire) and associated equipment/hardware (splice boxes, innerduct, vibration dampers, etc.)
  - c. Splicing and Testing of fiber strands
  - d. Pole replacements and additional equipment if needed for additional capacity
  - e. Civil/structural work (survey, grading, trenching, conduits, manholes/handholes, concrete pads, concrete pier foundations, pole hole excavation, etc.)
  - f. Vegetation trimming and traffic control
2. Company will provide the location(s) of the nearest fiber splice point(s) after the Proposer has signed a Non-Disclosure Agreement (NDA).
3. Company shall be responsible for Betterment costs.

## 1.10 – TELECOMMUNICATION FACILITIES

1. Telecommunication Cabinet
  - a. If a control equipment enclosure will not be built, the Proposer shall be responsible for all costs related to installing a telecommunication cabinet required to accommodate the telecommunication equipment at the Proposer's facility. This may include, but is not limited to equipment racks and ancillary infrastructure, 48V DC Power System (includes 48V DC Charger w/ at least 12-hr battery backup), alarming, and air conditioning.
2. Telecommunication Power
  - a. Proposer shall be responsible for all costs related to providing reliable 48V DC power to Company equipment at a new Company switching station or a Proposer-owned station. This may include, but is not limited to battery racks, banks, fuse panels, and associated power system equipment.
3. Fiber Termination Equipment
  - a. If Company-owned fiber is used to satisfy the communication requirements in the IRS, then the Proposer shall be responsible for all costs related to terminating the ADSS fiber or OPGW at the new Company switching station and point of interconnection to Company's existing system. This may include, but is not limited to a fiber termination panel and associated equipment/hardware (fiber guide, splice trays, connectors, etc.).
4. Microwave Radio or Wireless Radio
  - a. If Company-owned microwave radio (6GHz, 10/11 GHz, etc.) or Company-owned wireless radio (900MHz, 450MHz, etc.) is used to satisfy the communications requirements in the IRS, then the Proposer shall be

Hawaiian Electric Company  
Company-Owned Interconnection Facilities Cost and Schedule Information

responsible for all costs related to installing the microwave or wireless radio/link at the new Company switching station and remote site(s). This may include, but is not limited to:

- i. Pre-design requirements (path survey/engineering, FCC frequency coordination, licensing, filings, EME study if required, etc.)
  - ii. Project management, design, permitting, regulatory fees and approvals, land rights, labor, inspection, construction management, and testing
  - iii. Pole or tower facilities to support the microwave dish and its connection to the microwave equipment (waveguide, cables, conduit, etc.)
  - iv. Civil/structural work (survey, grading, trenching, conduits, manholes/handholes, concrete pads, concrete pier foundations, pole hole excavation, etc.)
  - v. Antenna system design and installation
5. Leased Service
- a. If 3<sup>rd</sup> party leased service will provide telecommunication connectivity to the new Company switching station, then the Proposer shall be responsible for all costs related to ordering and installing the leased service at the site. This may include, but not be limited to the initial cost to establish the leased line(s) required for the project, monthly recurring leased cost of the service(s), and on-going maintenance of the service(s).
6. Telecommunication Service Equipment
- a. Telecommunication equipment is required to provide circuits to support the various applications at the new Company switching station. The Proposer shall be responsible for all costs related to installing the telecommunication equipment. This may include, but is not limited to:
    - i. Project management, design, installation, and testing
    - ii. Telecommunication routers, multiplexors, and associated equipment/hardware

### **1.11 – CONTROL SYSTEM ACCEPTANCE TEST (CSAT)**

1. Proposer shall be responsible for all costs related to the CSAT, including all Company costs in support of the Proposer's CSAT.

### **1.12 – PROPOSER PAYMENTS**

1. The Company shall require upfront payment prior to the commencement of any phase of work based on an estimate of Company costs for that phase. A true-up at the end of the project shall be completed and a refund or bill shall be processed in accordance with the Interconnection Agreement when necessary.
2. Proposer is also responsible for payments to the Company related to service contracts for service power.



**SECTION 2 – INTERCONNECTION REQUIREMENTS AND COSTS**

The information in Section 2 is based on typical interconnections as shown in the Attachments referenced. Conceptual design is not intended to cover all interconnection requirements. Final interconnection design will be subject to the results of a technical review. The per-unit cost figures below should not be used to create a detailed project estimate. A detailed project estimate typically requires a certain level of engineering to assess project site conditions and to factor in other parameters specific to the project.

The Proposer should identify the components assumed for their project and the quantity assumed for each. Each table below provides notes on the assumptions for each of the unit cost estimates. If a Proposer’s project requirements are different than what is assumed in the notes, the Proposer should identify each difference and provide an estimated additional cost or savings resulting from those differences. Please see Attachment 1 for examples of how to apply the per-unit costs provided. All costs provided are Company costs only and do not include costs related to Proposer responsibilities including, but not limited to, permitting, land rights, community outreach, biological and/or cultural (archeological) surveys. Proposers should do their own due diligence for these costs.

For the purposes of Section 2, voltages are classified as follows:

- Subtransmission – 23kV
- Transmission – 69kV

**2.1 – SUBSTATION & METER BASELINE COSTS**

**A. Not Used**

**B. Not Used**

**C. Typical Transmission Interconnection**

The costs in Section 2.1C are reflective of typical standard interconnections to existing circuits at transmission voltages. Costs for interconnection to specific Company sites are shown in Section 2.2. Costs are for Proposer-Build projects.

<b>Item</b>	<b>Description</b>	<b>Cost</b>
<b>At New 69kV Switching Station</b>		
30	<u>Attachment 2</u> – 69kV Interconnection to Two (2) Existing Circuits (4-Bay BAAH configuration)	\$
<b>Remote Sub Work</b>		
34a	69kV line relay upgrades	\$210,000 each
34b	Circuit switcher and differential protection per transformer/switchgear	\$270,000 each
34c	69kV circuit breaker replacement	\$340,000 each
34d	3ph line PTs required for Synch Check	\$ each

Hawaiian Electric Company  
Company-Owned Interconnection Facilities Cost and Schedule Information

Item	Description	Cost
<p><u>Notes:</u></p> <ul style="list-style-type: none"> <li>a) Costs provided are in 2022 dollars.</li> <li>b) Includes Company costs for engineering, materials, construction, and testing for Company-responsible items (See Section 3) related to Substation &amp; Meter components as shown in the referenced attachment.</li> <li>c) Item 30 is required for all interconnections to existing 69kV lines. Please contact Company for more information on if Items 34a-c are required for a proposed GCP.</li> <li>d) Does NOT include T&amp;D, Project Management, Telecommunications, or Security costs.</li> <li>e) Civil infrastructure and space for COIF provided by Proposer.</li> <li>f) Substation relay protection requirements have not been identified so costs are based upon typical line protection relaying requirements.</li> <li>g) Does not include costs for permitting, land rights, or a Relay Coordination Study.</li> <li>h) For T&amp;D costs (including service power costs) – See Section 2.3.</li> <li>i) For Project Management costs – See Section 2.4.</li> <li>j) For Telecommunications costs – See Section 2.5.</li> <li>k) For Security requirements – See Section 2.6.</li> <li>l) <b>NOTE: Attachment 2 and associated costs are being developed and will be included in the next draft submission.</b></li> </ul>		

**2.2 – INTERCONNECTION TO SPECIFIC COMPANY SITES**

Section 2.2 includes baseline costs for interconnection at specific Company sites identified in the applicable RFP. If a site is not specifically identified in the RFP, please use the typical costs in the previous sections for the applicable voltage and project size. Costs are for Proposer-Build projects. See Section 3 for responsibilities.

**A. Lahainaluna Substation**

Please refer to Attachment 3 for a single line diagram depicting the required interconnection to the Company’s system at Lahainaluna Substation. Costs shown assume a Proposer-Build project.

Item	Description	Cost
41a	Company work for components at the Project Site on the Company side of the demarcation as shown in <u>Attachment 3</u>	\$379,000
41b	Company work for components at Lahainaluna Substation as shown in <u>Attachment 3</u>	\$
<p><u>Notes:</u></p> <ul style="list-style-type: none"> <li>a) Costs provided are in 2022 dollars.</li> <li>b) Includes Company costs for engineering, materials, construction, and testing for Company-responsible items (See Section 3) related to Substation &amp; Meter components as shown in the referenced attachment.</li> <li>c) Does NOT include T&amp;D, Telecommunications, or Security costs.</li> <li>d) Civil infrastructure and space for COIF provided by Proposer.</li> </ul>		

Hawaiian Electric Company  
Company-Owned Interconnection Facilities Cost and Schedule Information

Item	Description	Cost
e)	Substation relay protection requirements have not been identified so costs are based upon typical line protection relaying requirements.	
f)	Does not include costs for permitting, land rights, or a Relay Coordination Study.	
g)	For T&D costs (including service power costs) – See Section 2.3. Add Item 120 for T&D Baseline cost. See Items 188 and 189 for line extension costs.	
h)	For Project Management costs – See Section 2.4.	
i)	For Telecommunications costs – See Section 2.5.	
j)	For Security requirements – See Section 2.6.	
k)	<b>NOTE: Attachment 3 and associated costs are being developed and will be included in the next draft submission.</b>	

**B. Kealahou Substation**

Please refer to Attachment 6 for a single line diagram depicting the required interconnection to the Company’s system at Kealahou Substation. Costs shown assume a Proposer-Build project.

Item	Description	Cost
42a	Company work for components at the Project Site on the Company side of the demarcation as shown in <u>Attachment 4</u>	\$379,000
42b	Company work for components at Kealahou Substation as shown in <u>Attachment 4</u>	\$

Notes:

- l) Costs provided are in 2022 dollars.
- m) Includes Company costs for engineering, materials, construction, and testing for Company-responsible items (See Section 3) related to Substation & Meter components as shown in the referenced attachment.
- n) Does NOT include T&D, Telecommunications, or Security costs.
- o) Civil infrastructure and space for COIF provided by Proposer.
- p) Substation relay protection requirements have not been identified so costs are based upon typical line protection relaying requirements.
- q) Does not include costs for permitting, land rights, or a Relay Coordination Study.
- r) For T&D costs (including service power costs) – See Section 2.3. Add Item 120 for T&D Baseline cost. See Items 188 and 189 for line extension costs.
- s) For Project Management costs – See Section 2.4.
- t) For Telecommunications costs – See Section 2.5.
- u) For Security requirements – See Section 2.6.
- v) **NOTE: Attachment 4 and associated costs are being developed and will be included in the next draft submission.**

### 2.3 – T&D BASELINE AND LINE EXTENSION COSTS

**A. Not Used**

**B. Not Used**

**C. Typical Transmission Interconnection Baseline**

The costs in Section 2.3C are the baseline T&D costs for interconnections at transmission voltages. It includes 100ft of OH or UG line extension. For any extensions > 100ft, please add costs per Section 2.3D. Costs are for Proposer-Build projects.

Item	Description	Cost
130	69kV OH Final Tap by Company ( <u>Attachments 2-4</u> ) <ul style="list-style-type: none"> <li>Includes 2 wood poles, 1 span (100ft) OH line extension from each new pole toward Proposer facility and the removal of existing conductors between the new poles</li> </ul>	\$79,000 per circuit
<u>Notes:</u> <ol style="list-style-type: none"> <li>Costs provided are in 2022 dollars.</li> <li>Includes Company costs for engineering, materials, construction, and testing of Company-responsible items. See Section 3 for Proposer-Build responsibilities.</li> <li>Interconnection will typically require one of these items depending on the existing facilities in the area and/or the type of construction for any line extension.</li> <li>OH or UG line extensions (if &gt; 100ft) – Add applicable costs per Section 2.3D.</li> <li>OH/UG route and civil infrastructure drawings provided by Proposer.</li> <li>Civil infrastructure (pads, MH/HHs, conduits, etc.) is designed, procured, and installed by Proposer.</li> <li>Includes review of Proposer civil infrastructure designs and materials and inspection of Proposer civil infrastructure construction.</li> <li>Does not include vegetation clearing, grading, dewatering, permitting or land rights.</li> </ol>		

**D. Line Extensions and Upgrades**

The costs in Section 2.3D are typical per unit costs for T&D line extensions using typical assumptions based on the Company’s current standards and practices. Costs are for Proposer-Build projects.

**69kV**

Item	Description	Cost
160	Additional 100ft 69kV OH Line Extension	\$6,000 each
161	Additional 100ft 69kV UG Line Extension	\$9,000 each
165	69kV overbuild on existing accessible 12kV (200ft spans)	\$1,227,000 / mile
166	69kV overbuild on existing inaccessible 12kV (250ft spans)	\$2,090,000 / mile
170	Upgrade existing 69kV OH lines (250ft spans, accessible)	\$715,000 / mile
<u>Notes:</u>		

Hawaiian Electric Company  
Company-Owned Interconnection Facilities Cost and Schedule Information

Item	Description	Cost
	<ul style="list-style-type: none"> <li>a) Costs provided are in 2022 dollars.</li> <li>b) OH/UG route and civil infrastructure drawings provided by Proposer.</li> <li>c) Civil infrastructure (pads, MH/HHs, conduits, etc.) designed, procured, and installed by Proposer.</li> <li>d) Does not include vegetation clearing, grading, dewatering, permitting or land rights.</li> <li>e) Includes Company costs for Company-responsible items – See Section 3.</li> <li>f) Items 160 and 161 should be added to the T&amp;D baseline costs for each additional 100ft of Proposer-Build OH or UG line that does not involve Company’s existing energized facilities. Includes review and inspection of Proposer design/construction.</li> <li>g) Items 165 and 166 includes Company costs to design/construct an OH line extension above Company’s existing energized facilities and assumes all poles need to be replaced.</li> <li>h) Item 170 includes Company costs to reconductor an existing Company line to a larger size as determined by the SIS and assumes no poles need to be replaced.</li> </ul>	

**E. Service Power**

Section 2.3E provides typical requirements and costs for distribution-level service power to the Proposer’s facility and/or the proposed Company switching station. Execution of a proposal letter provided by Company in response to Proposer’s electrical service request, and separate from the Interconnection Agreement, will be required for service power.

Service power to the Proposer’s facility shall emanate from an existing distribution line via new Company overhead and/or underground facilities to the Proposer’s service connection point.

For 138kV interconnections, primary station service power requires a line extension and a separate padmount transformer at the proposed Company switching station. Proposer is responsible for providing a backup station power source.

Item	Description	Cost
188	Facility or Station Service Power <ul style="list-style-type: none"> <li>• Includes 100ft UG 12kV line extension of two (2) feeders and one (1) padmount transformer and assumes no switchgear is required</li> </ul>	\$81,000 each
189	Distribution OH accessible (200ft spans, #1/0 AAC)	\$655,000 / mile
190	Distribution OH underbuild accessible (200ft spans, #1/0 AAC)	\$420,000 / mile
191	Distribution OH inaccessible (250ft spans, #1/0 AAC)	\$1,382,000 / mile
192	Distribution UG double feeder (200ft spans, #2 AL XLPE)	\$1,014,000 / mile
193	Distribution 3ph double riser w/ fuses (including pole/anchor)	\$38,000 each
<u>Notes:</u>		
<ul style="list-style-type: none"> <li>a) Costs provided are in 2022 dollars.</li> <li>b) OH/UG route and civil infrastructure drawings provided by Proposer.</li> <li>c) Civil infrastructure (pads, MH/HHs, conduits, etc.) is designed, procured, and installed by Proposer.</li> </ul>		

Hawaiian Electric Company  
Company-Owned Interconnection Facilities Cost and Schedule Information

Item	Description	Cost
d)	Does not include vegetation clearing, grading, dewatering, permitting or land rights.	
e)	Includes engineering, materials, construction labor for electrical work, and inspection for UG civil infrastructure.	
f)	OH line extension – Add applicable costs per Items 189-191.	
g)	UG line extension (if > 100ft) – Add costs per Item 192.	
h)	Additional OH/UG transitions – Add costs per Item 193.	
i)	OH assumes wood poles and 3ph overhead conductor with neutral underbuild.	
j)	Item 190 assumes no poles need to be replaced.	
k)	Accessible assumes vehicles can be used during construction.	
l)	Inaccessible assumes helicopters are needed during construction.	

For 69kV interconnections, the cost for primary and backup station power is included in the Substation baseline costs in Section 2.1B and assumes distribution-level service is not needed or preferred for station power.

**2.4 – PROJECT MANAGEMENT BASELINE COSTS**

Section 2.4 provides typical Project Management costs for interconnection projects which require a dedicated project manager. The total costs will be dependent on the Proposer’s schedule and durations for engineering, construction, and testing/closeout.

**A. Not Used**

**B. Subtransmission Projects**

Item	Description	Cost
196	Engineering Phase <ul style="list-style-type: none"> <li>Includes facilitation, coordination, and support for Engineering Design and Procurement periods</li> </ul>	\$16,800 / month
	Construction Phase <ul style="list-style-type: none"> <li>Includes facilitation, coordination, and support from the start of construction through back feed (energization)</li> </ul>	\$21,600 / month
	Testing/Closeout Phase <ul style="list-style-type: none"> <li>Includes facilitation, coordination and support for Developer system testing and CSAT</li> </ul>	\$10,800 / month
<u>Notes:</u>		
a) Costs derived using 2023-2025 rates.		
b) Total costs are tied to schedule and duration of the entire project.		
c) The Closeout Phase shall extend 4 months past GCOD.		

Hawaiian Electric Company  
Company-Owned Interconnection Facilities Cost and Schedule Information

**C. Transmission Projects**

Item	Description	Cost
197	Engineering Phase <ul style="list-style-type: none"> <li>Includes facilitation, coordination, and support for Engineering Design and Procurement periods</li> </ul>	\$16,800 / month
	Construction Phase <ul style="list-style-type: none"> <li>Includes facilitation, coordination, and support from the start of construction through back feed (energization)</li> </ul>	\$21,100 / month
	Testing/Closeout Phase <ul style="list-style-type: none"> <li>Includes facilitation, coordination and support for Developer system testing and CSAT</li> </ul>	\$10,800 / month
<u>Notes:</u> a) Costs derived using 2023-2025 rates. b) Total costs are tied to schedule and duration of the entire project. c) The Closeout Phase shall extend 4 months past GCOD.		

**2.5 – TYPICAL TELECOMMUNICATIONS REQUIREMENTS AND COSTS**

Section 2.5 provides typical telecommunications requirements and costs for interconnection projects. The communications equipment will require a communications channel(s). Some options include lease line, fiber, or microwave.

**A. Not Used**

**B. Variable RDG Projects  $\geq$  1 MW and  $\leq$  3 MW**

1. Primary communications links can consist of lease line, licensed radio, fiber, or microwave.
2. Back-up communications links are optional (can consist of lease line, licensed radio, fiber, or microwave).
3. Additional analog leased telephone lines are required to support revenue meters (Proposer shall do their own due diligence for costs on this).

**C. Variable RDG Projects  $>$  3 MW**

1. Primary communications links can consist of lease line, fiber, or microwave.
2. Back-up communications links are required (can consist of lease line, licensed radio, fiber, or microwave).
3. Back-up communications links must be transport diverse until the “last mile” for projects greater than 10MW.
4. Additional analog leased telephone lines are required to support revenue meters (Proposer shall do their own due diligence for costs on this).

**D. Firm Generation Interconnection Projects**

1. Primary communications links must be Company-owned fiber or microwave.
2. Back-up communications links are required (can consist of leased line or Company-owned fiber or microwave).
3. For interconnection to a new Company switching station, primary and back-up communications links must be transport diverse, with a minimum separation of 6 feet, to the new Company switching station.
4. For interconnection to an existing Company switching station, primary and back-up communications links must be transport diverse, with a minimum separation of 6 feet from the existing Company switching station to the Proposer’s substation.
5. Additional analog leased telephone lines are required to support revenue meters (Proposer shall do their own due diligence for costs on this).

**E. Projects Interconnecting to a Company Switching Station**

1. If Proposer’s substation is not adjacent to the proposed Company switching station, then Proposer is responsible for providing the communications links between the two (2) sites.
  - a. If Proposer chooses to run fiber between the sites, Proposer will own the fiber from their site up to a splice box immediately outside of the Company switching station (“meet point”). Company will own fiber from the meet point to the termination into the Company switching station – See Item 220.
  - b. All UG infrastructure will be designed, procured, and constructed by Proposer.
  - c. If interconnection is to a new Company switching station, a communications cabinet may be required at both sites – See Item 202.
  - d. If interconnection is to an existing Company switching station, a new communications cabinet will be required at the Proposer’s substation and may be required at the existing Company switching station.
2. If Proposer’s substation is adjacent to the proposed Company switching station, no additional Company costs are anticipated to be required for the Proposer’s substation.

**F. Telecommunications Baseline Costs**

The costs below are high level per unit costs for communications requirements in support of the Project. Sections 2.5A through 2.5E above provide typical scenarios of when these options may be utilized.

**Communications Cabinet or Enclosure**

Item	Description	Cost
201	Communications Cabinet with circuits to support SCADA (Projects $\geq 1$ MW and $\leq 3$ MW) <ul style="list-style-type: none"> <li>• Projects with SCADA and DTT but no diverse communication circuits</li> </ul>	\$164,000 / site
202	Communications Cabinet with circuits to support SCADA, Relay Protection, monitoring devices, etc.	\$192,000 / site



Hawaiian Electric Company  
Company-Owned Interconnection Facilities Cost and Schedule Information

Item	Description	Cost
	<ul style="list-style-type: none"> <li>Projects with SCADA, DTT, and diverse communication circuits</li> </ul>	
<p><u>Notes:</u></p> <p>a) Costs provided are in 2022 dollars.</p> <p>b) All projects that require communications will require facilities to store the communications equipment. The examples above are provided but other alternatives may be available upon request.</p> <p>c) Cabinet is used to support Company equipment and capable of providing communications circuit for SCADA, DTT, monitoring devices, etc.</p> <p>d) Communications cabinet cost does not include fiber, microwave equipment or lease circuits.</p> <p>e) Proposer will provide all conduits, foundations, HHs, AC power, grounding as required per Company standards.</p>		

**Lease Line Options**

Item	Description	Cost
205	Lease Line one-time and recurring costs	Will vary based on 3 <sup>rd</sup> party provider
<p><u>Notes:</u></p> <p>a) Add cost of Communications Cabinet – See Items 201-202.</p> <p>b) Check with Company to understand the current lease line requirements.</p> <p>c) Communication circuit requirements will be based on applications needed for the project.</p> <p>d) Company can provide communication circuit interconnection requirements and assist with review of circuit order from the 3<sup>rd</sup> party provider as needed.</p> <p>e) Proposer to work directly with 3<sup>rd</sup> party provider if a lease line circuit is needed.</p> <p>f) Cost will be the responsibility of the Proposer and is to be negotiated with the 3<sup>rd</sup> party provider.</p>		

**Fiber-Optic Cable Option**

Item	Description	Cost
210	New Fiber-only pole line (200' avg spans, 60-strand ADSS) <ul style="list-style-type: none"> <li>Includes new wood poles</li> </ul>	\$374,000 / mile
211	Fiber underbuild on new or existing pole line (200' avg spans, 60-strand ADSS) <ul style="list-style-type: none"> <li>Assumes no replacements of existing poles are needed</li> </ul>	\$168,000 / mile
<p><u>Notes:</u></p> <p>a) Costs provided are in 2022 dollars.</p> <p>b) Add cost of Communications Cabinet – See Items 201-202.</p> <p>c) Assumes no splices are needed along the route.</p>		

**Microwave Option**

Hawaiian Electric Company  
Company-Owned Interconnection Facilities Cost and Schedule Information

Item	Description	Cost
215	Point-to-Point Microwave Link <ul style="list-style-type: none"> <li>Includes 2 each antenna equipment to create a radio link</li> </ul>	\$697,000 / link
216	50ft Microwave Tower	\$612,000 each
217	100ft Microwave Tower	\$888,000 each
<u>Notes:</u> <ol style="list-style-type: none"> <li>Costs provided are in 2022 dollars.</li> <li>Add cost of Communications Cabinet – See Items 201-202.</li> <li>Assumes there is radio line-of-site clearance between the communication endpoints.</li> <li>Assumes FCC licensed microwave frequencies are available.</li> <li>Assumes there are existing structures/buildings with space available on both ends to house the radio equipment.</li> <li>Assumes Telecommunications grounding standards are up to date at both sites.</li> <li>Assumes 48 V DC power with 12-hour battery backup is available.</li> <li>Does not include special site-specific permit/approval activities that may be required including, but not limited to, Neighborhood Board(s), Conservation District Use Application, Environmental Assessment, Shoreline Management Area approval, biological (endangered species or habitat) surveys, and/or cultural (archeological) surveys or the cost of any migration required for approvals to be granted. Proposers should conduct their own due diligence for these costs.</li> <li>Assumes space is available at both ends to construct antenna towers or structures that are rated to survive a Saffir-Simpson category 4 hurricane.</li> <li>Other options for Microwave Towers of varying heights may be available.</li> </ol>		

**Projects Interconnecting to a Company Switching Station Only**

Item	Description	Cost
220	Fiber from “meet point” to termination in Company switching station <ul style="list-style-type: none"> <li>Assumes 24-strand fiber cable.</li> <li>Includes splicing, termination, and testing work.</li> <li>Civil infrastructure (HHs, conduits, etc.) is designed, procured, and installed by Proposer.</li> </ul>	\$31,000
<u>Notes:</u> <ol style="list-style-type: none"> <li>Costs provided are in 2022 dollars.</li> <li>Required if the Proposer’s substation is not adjacent to the Company switching station per Section 2.5E.</li> <li>Assumes the “meet point” is within 500ft of the termination in the Company switching station.</li> </ol>		

**2.6 – TYPICAL SECURITY REQUIREMENTS AND COSTS**

Section 2.6 provides typical security requirements and costs for new facilities installed as a part of the interconnection. Security requirements and costs can vary based on many factors including, but not limited to, location, crime rate, environment, aspects of the surrounding

Hawaiian Electric Company  
Company-Owned Interconnection Facilities Cost and Schedule Information

area, terrain, accessibility, layout of the facility, etc. The specific requirements for each facility will be subject to final review during the design and engineering phase. Additional information, including the Company's Physical Security Strategy, is available upon request after execution of an NDA with the Company.

**A. Proposer Responsibilities at Proposer Facility**

The Proposer shall be responsible to incorporate security components and systems for **their facilities** that consider the Security Guidelines for the Electricity Sector (CIP-014-2): Physical Security, as published by the North American Electric Reliability Corporation (NERC) and that at a minimum, meet the requirements below.

For Company-owned facilities within the Proposer's Facility, Company requires:

1. Standard 8ft high security fence with 3-strand barbed wire V-top.
2. Interior mounted 4' high cattle fencing.
3. All gates will be secured using a proprietary padlock system.
4. Proposer-owned cabinets/enclosures housing Company equipment shall be secured with a lock provided by Company.
5. Company requires 24/7 access to Company facilities within the Proposer facility.

**B. Proposer Responsibilities for New Company-Owned Substations**

Company-owned substations interconnecting firm generation typically require high levels of security due to the critical role they play in the Company's system which may include, but is not limited to:

1. Camera Monitoring – Proposer to procure and install all camera mounts and cameras. Specific models required for cameras, mounts, caps, and other associated hardware will be provided to Proposer after an NDA is executed with the Company. Company's Security Integrator will terminate cables, adjust, and optimize as needed.
2. Electronic Card Access System – For control & microwave houses, Proposer procures/mounts card access devices and installs any cables necessary. Company Security Integrator will terminate cables and program and test devices and peripherals.
3. Infrastructure – Conduits and associated electrical and junction boxes shall be installed by the Proposer as a part of the substation site development. Conduits shall be rigid PVC, dedicated for Security systems purposes only, and sealed properly from the origin to the termination point.
4. Cabling – Cabling shall be installed by the Proposer as a part of the substation site development and shall be of the type specified below for the applicable voltage. Company's Security Integrator will terminate both ends.
  - a. 69kV Substations – CAT 5E
  - b. 138kV Substations – CAT 6
5. Integrator – Company's Security Integrator will procure the server and necessary switches, terminate all ends, program the server, and set all fields of view for all camera shots.

Hawaiian Electric Company  
 Company-Owned Interconnection Facilities Cost and Schedule Information

6. Fencing – Schedule 40 galvanized fence post and fence fabric is required for fencing. The fencing shall be 8 feet high with heavy gauge support wire along the length of the bottom. 3-strand barbed wire shall be mounted atop the fence at a 45-degree angle on the inside and outside for the entire length of fence and gates.
7. Locks – All gates shall be secured using a proprietary padlock system. Company will provide physical padlocks for gates and electrical equipment.
8. Lighting – Motion and static lighting are necessary for additional safety and security deterrent measures and to enhance camera viewing at night. Proposer shall procure and install all lighting as a part of the substation site development. Motion LED lighting arrays shall be placed on all corners and entrances. Static LED lighting arrays shall be placed on the control house and throughout the yard to meet required lighting levels. Lighting shall be Dark Sky compliant.
9. Perimeter Intrusion Detection (138kV only) – Proposer shall procure and install devices and cables using a contractor that is trained and qualified to install the specified system. Company’s Security Integrator will terminate cables, program, and test system. The specific models for the system will be provided to Proposer after execution of an NDA with the Company.

The costs below are the Company costs to support implementation of the security systems typically required.

Item	Description	Cost
250	69kV Substation Security	\$54,000 / site
<u>Notes:</u> <ol style="list-style-type: none"> <li>a) Costs provided are in 2022 dollars.</li> <li>b) Includes Company costs for internal labor, materials, and contractors to support design, installation, programming, and testing of all security systems.</li> <li>c) Location has flat terrain, is accessible, and is rural with a moderate to low crime rate and little to no homeless population.</li> <li>d) Fire break is not needed.</li> </ol>		

**SECTION 3 – PROPOSER-BUILD RESPONSIBILITIES**

Section 3 defines Company and Proposer responsibilities for Proposer-Build interconnections.

**3.1 – COIF AT PROPOSER SITE**

Company will perform the following:

1. Review and approval of Proposer drawings and material selection.
2. Inspect Proposer construction.
3. Programming and functional testing of digital devices (i.e., DFR, RTU, etc.).
4. Terminate wiring between RTU and IPP interface cabinet.
5. Perform acceptance testing.
6. Procurement, installation, and testing of revenue meters.

Hawaiian Electric Company  
Company-Owned Interconnection Facilities Cost and Schedule Information

Proposer is responsible for the following:

1. Design, procurement, and construction of:
  - a. All COIF except what is identified above.
    - i. Pull wiring between RTU and IPP interface cabinet and coil up on both ends.
  - b. All civil infrastructure (conduits, equipment pads, etc.) at the Proposer facility.
2. As built drawings prior to acceptance testing.

### **3.2 – COIF AT EXISTING COMPANY-OWNED SUBSTATIONS**

Company will perform all engineering, material procurement, and construction at existing Company-owned substations except as described below.

1. For an UG termination into an existing substation, Proposer is responsible for design, procurement, and construction of the UG T&D lines and associated civil infrastructure up to the termination on the riser structure.

### **3.3 – T&D LINE WORK**

Company will perform the following:

1. Review and approve Proposer drawings.
2. Inspection of Proposer construction.
3. Design, procurement, and construction of electrical facilities for the final tap at the GCP.
4. Design, procurement, and construction of electrical facilities within the existing Company right-of-way (i.e., where Company's energized facilities are).
5. Procurement does not include the conductors or cable required for the last span as discussed below.
6. Break into Company's existing UG facilities for interception point (i.e., at an existing MH/HH/vault)

Proposer is responsible for the following:

1. Route design of the OH or UG lines (locations of poles, MHs, HHs, vaults, conduits, equipment, etc.).
2. Design, procurement, and construction of:
  - a. All civil infrastructure (vaults, manholes, conduits, equipment pads, etc.) between the Proposer facility and the GCP.
  - b. All electrical facilities from the Proposer facility up to and including the last pole or manhole/vault prior to existing Company facilities.
3. For OH to existing OH final tap
  - a. Coil enough OH conductor on the last pole for Company to string and terminate the last span of conductor to the GCP.
4. For UG tap to existing OH final tap
  - a. Stub-up the riser conduit above ground level at the bottom of the riser pole.

Hawaiian Electric Company  
Company-Owned Interconnection Facilities Cost and Schedule Information

- b. Pull cable to the last MH/HH/vault prior to the riser.
  - c. Provide enough cable for Company to make the last pull up the riser and terminate the cables.
5. For UG tap to existing UG
    - a. Conduits to connect to interception point provided by Company.
    - b. Pull cable to the last MH/HH/vault prior to intercepting Company's existing facilities.

### 3.4 – TELECOMMUNICATIONS

Company will perform the following:

1. Review and approval of Proposer drawings.
2. Design, procurement, installation, and testing of network equipment such as routers, multiplexers and associated hardware required at Proposer Site, Company Switching Station and/or Remote Substation Facilities to provision circuits required for the project.
3. Design, procurement, and installation of fiber termination equipment within Company owned or managed facilities at Proposer Site, Company Switching Station and/or Remote Substation Facilities, as needed, to support the communication requirements.
4. Design, procurement, and installation of microwave radio within Company owned or managed facilities at Proposer Site, Company Switching Station and/or Remote Substation Facilities, as needed, to support the communication requirements.

Proposer is responsible for the following:

1. Preparation of drawings related to the installation of telecommunication equipment to be turned over for Company ownership and/or Company management, including telecommunications cabinets and/or racks and telecommunications power.
2. Design, procurement, and installation of telecommunications cabinets and/or racks at the Proposer site and/or Company Switching Station to support the telecommunications equipment, as well as supporting equipment including air conditioning, alarming equipment, ground bars and fuse panels.
3. Design, procurement, and installation of equipment at the Proposer site and/or Company Switching Station to support telecommunications power requirements, including, but not limited to, batteries, battery racks, rectifiers, and distribution panels.
4. Design, procurement, and installation of fiber cable, as needed, to support communications requirements, including SCADA connection from the Developer's RTU to the Company's RTU.
5. Ordering and installation of leased services, as needed, to support communications requirements.

### 3.5 – SECURITY

Responsibilities for Proposer-Build projects are the same as for Company-Build projects. See Section 2.6 for those responsibilities.

## **SECTION 4 – TYPICAL COMPANY DURATIONS FOR INTERCONNECTION PROJECTS**

The tables below in Section 4 are to be used as a reference when developing an overall project schedule to assist Proposers in setting realistic durations and deadlines for critical milestones. These tables represent typical durations for the Company to complete the listed critical milestones that assist in moving the interconnection project through the IRS, Engineering, Procurement, and Construction phases. The durations below do not include time for Proposer to complete items they are responsible for. These high-level typical durations are for planning purposes only and is not intended to cover all project specific requirements. Specific project details can increase or decrease these durations. The detailed project schedule will be determined after the IRS is completed.

### 4.1 – NOT USED

### 4.2 – SUBTRANSMISSION PROJECTS

Milestone	Duration Proposer-Build	Notes
<b>IRS Phase</b>		
Model Validation	1 month	May increase depending on # of iterations
System Impact Study (SIS)	150 calendar days	Following Model Acceptance
Facility Study (FS)	40 business days	Following completion of SIS, SLD Acceptance, and Receipt of Developer Drawings and Schedules
<b>Engineering Phase</b>		
30% Design & Review	20 business days	
60% Design & Review	20 business days	Following 30% Design acceptance.
90% Design & Review	20 business days	Following 60% Design acceptance
Issued for Construction (IFC) Design & Review	20 business days	Following 90% Design acceptance.
<b>Procurement Phase</b>		
Procurement	N/A	Procurement of materials typically happens at 60% design completion
<b>Construction Phase</b>		
Construction	N/A	Based on scope/complexity of work
Acceptance Testing	25 business days	Approximately 3 weeks after construction completion
CSAT	30 business days	To occur after commissioning of Proposer's Facility. Duration depends on Proposer's ability to meet the Performance Standards.
<b>Notes</b>		

Hawaiian Electric Company  
Company-Owned Interconnection Facilities Cost and Schedule Information

Milestone	Duration Proposer-Build	Notes
a) For Proposer-Build projects, the Engineering Phase includes design reviews of Proposer designs for COIF and review of SOIF supporting/impacting COIF. b) N/A indicates that the task is the responsibility of the Proposer in a Proposer-Build project.		

**4.3 – TRANSMISSION PROJECTS**

Milestone	Duration Proposer-Build	Notes
<b>IRS Phase</b>		
Model Validation	1 month	May increase depending on # of iterations
System Impact Study (SIS)	150 calendar days	Following Model Acceptance
Facility Study (FS)	40 business days	Following completion of SIS, SLD Acceptance, and Receipt of Developer Drawings and Schedules
<b>Engineering Phase</b>		
30% Design & Review	20 business days	
60% Design & Review	20 business days	Following 30% Design acceptance.
90% Design & Review	20 business days	Following 60% Design acceptance
Issued for Construction (IFC) Design & Review	20 business days	Following 90% Design acceptance.
<b>Procurement Phase</b>		
Procurement	N/A	Procurement of materials typically happens at 60% design completion
<b>Construction Phase</b>		
Construction	N/A	Based on scope/complexity of work
Acceptance Testing	25 business days	Approximately 3 weeks after construction completion
CSAT	30 business days	To occur after commissioning of Proposer's Facility. Duration depends on Proposer's ability to meet the Performance Standards.
<b>Notes</b>		
a) For Proposer-Build projects, the Engineering Phase includes design reviews of Proposer designs for COIF and review of SOIF supporting/impacting COIF. b) N/A indicates that the task is the responsibility of the Proposer in a Proposer-Build project.		



**PROJECT EXAMPLES - APPENDIX H UNIT COST TABLE**

Examples provided for illustrative purposes only and is not binding for actual facility costs.

Estimated costs represent Company costs charged to the Proposer.

**Projects interconnecting to a 69kV circuit****Example 1**

60MW variable RDG project interconnecting to existing 69kV OH circuits. Proposer to build a new Company-owned 4-bay BAAH switching station per Attachment 4 of this Appendix H. Line extension includes interception of existing circuits and a 1500ft extension of four (4) new 69kV OH lines to new Company switching station (not including the 100ft spans at the tap). All lines are accessible. Proposer to construct the new OH lines between the termination structures at the substation and the last poles before intercepting the existing lines. Company will construct the final tap from the last poles to the GCP. Line relay upgrades and 3ph line PTs are required on both circuits and a breaker replacement is required on one circuit. Company to install 0.25 miles of ADSS fiber (underbuild) to the new Company switching station and install Company-owned equipment in Proposer-provided communications cabinet; back-up communications is required. Proposer to provide leased line for backup telecommunications. Proposer's substation is adjacent to Company's switching station. Assumed durations: Engineering = 12 months, Construction = 10 months, Testing/closeout = 6 months.

Appx H Item	Description	Quantity	Unit	Unit Price (\$)	Total Cost (\$)
30	69kV interconnection (new substation)	1	EA		\$0
34a	Line relay upgrades	2	EA	\$210,000	\$420,000
34c	Breaker replacement	1	EA	\$340,000	\$340,000
34d	3ph line PTs for synch check	2	EA		\$0
130	69kV OH to OH Final Tap	2	CKT	\$79,000	\$158,000
160	Additional 100ft OH Line Extension	60	EA	\$6,000	\$360,000
	69kV OH line extension (by Proposer)	1	LS	\$0	\$0
197	Project Management	1	LS	\$482,400	\$482,400
202	Comm Cabinet	1	EA	\$192,000	\$192,000
205	Leased line (by Proposer)	1	LS	\$0	\$0
211	Company fiber underbuild (primary)	0.25	MI	\$168,000	\$42,000
250	Company security costs	1	LS	\$54,000	\$54,000
			<b>ESTIMATED TOTAL =</b>		<b>\$2,048,400</b>

**Example 2**

20MW firm generation project interconnecting at Kealahou substation. The project requires one (1) 69kV line to Kealahou from the Proposer's site. The termination at Kealahou will be OH and requires adding a termination to an existing bay. Proposer to run a 1,000ft OH gen-tie line (not including 100ft span into sub) from Proposer's site to Kealahou. Company to string final OH span from last pole to termination structure at Kealahou. Proposer to run fiber between Proposer's substation and Kealahou since substation is not adjacent to Kealahou. A comm cabinet is required at the Proposer's substation. Assumed durations: Engineering = 12 months, Construction = 10 months, Testing/closeout = 6 months.

Appx H Item	Description	Quantity	Unit	Unit Price (\$)	Total Cost (\$)
42a	Company work at Proposer's substation	1	EA	\$379,000	\$379,000
42b	Company work at Kealahou substation	1	EA		\$0
<i>Gen-tie Line</i>					
130	69kV OH Final Tap	1	EA	\$78,000	\$78,000
160	Add'l 100ft OH Line Extension	10	EA	\$6,000	\$60,000
197	Project Management	1	LS	\$477,400	\$477,400
202	Comm Cabinet (at Proposer's sub)	1	EA	\$192,000	\$192,000
220	Fiber from "meet point" to sub	1	EA	\$31,000	\$31,000
	Fiber civil infrastructure by Proposer	1	LS	\$0	\$0
			<b>ESTIMATED TOTAL =</b>		<b>\$1,217,400</b>

**Electrical service to Proposer Facility****Example 3**

Proposer requests service from existing 12kV line 0.5 miles away from the facility (new OH line for 0.4 miles and 0.1 miles underbuilt on the Company-owned interconnection lines). The OH line risers down and 2 feeders will serve a padmount transformer 100ft away from the riser pole. Proposer to install civil infrastructure (ductlines, MH/HH/vaults, equipment pads, etc.).

Appx H Item	Description	Quantity	Unit	Unit Price (\$)	Total Cost (\$)
188	Padmount tsf for facility service	1	EA	\$81,000	\$81,000
189	12kV OH accessible	0.4	MI	\$655,000	\$262,000
190	12kV OH underbuild	0.1	MI	\$420,000	\$42,000
193	12kV 3ph riser	1	EA	\$38,000	\$38,000
	12kV civil infrastructure (by Proposer)	1	LS	\$0	\$0
			<b>ESTIMATED TOTAL =</b>		<b>\$423,000</b>

**Electrical service to Proposer Facility and Primary station service for Company-owned switching station****Example 4**

Proposer requests service from existing 12kV line 0.2 miles away from the facility. Line extension is a new OH accessible line. The OH line riser down and 2 feeders will serve a padmount transformer 100ft away from the riser pole. Primary station service for the Company-owned switching station will be tapped off of the facility service line extension, riser underground, with 2 feeders going to a padmount station service transformer in the switching station located 300ft away from the tap point. Proposer to install civil infrastructure (ductlines, MH/HH/vaults, equipment pads, etc.).

Appx H Item	Description	Quantity	Unit	Unit Price (\$)	Total Cost (\$)
188	Padmount tsf for station service	2	EA	\$81,000	\$162,000
189	12kV OH accessible (facility service)	0.2	MI	\$655,000	\$131,000
193	12kV 3ph riser (facility service)	1	EA	\$38,000	\$38,000
193	12kV 3ph riser (station service)	1	EA	\$38,000	\$38,000
192	UG dbl feeder (station service)	0.04	MI	\$1,014,000	\$38,409
	12kV civil infrastructure (by Proposer)	1	LS	\$0	\$0
			<b>ESTIMATED TOTAL =</b>		<b>\$407,409</b>

**DRAFT**  
**REQUEST FOR PROPOSALS**  
**FOR**  
**RENEWABLE DISPATCHABLE GENERATION**  
**AND**  
**ENERGY STORAGE**  
**MAUI**

MAY 2, 2022

Docket No. 2017-0352

*Appendix I – Maui Near-Term Grid Needs  
Assessment*

*[To Provide in a Future Filing]*



**Maui  
Electric**

**DRAFT**  
**REQUEST FOR PROPOSALS**  
**FOR**  
**RENEWABLE DISPATCHABLE GENERATION**  
**AND**  
**ENERGY STORAGE**  
**MAUI**

MAY 2, 2022

Docket No. 2017-0352

*Appendix J –Draft Power Purchase Agreement for  
Renewable Dispatchable Generation (PV + BESS)  
All Islands*

*Please see Exhibit 6, 9, and 10 of this  
May 2, 2022 Transmittal*



**Maui  
Electric**

**DRAFT**  
**REQUEST FOR PROPOSALS**  
**FOR**  
**RENEWABLE DISPATCHABLE GENERATION**  
**AND**  
**ENERGY STORAGE**  
**MAUI**

MAY 2, 2022

Docket No. 2017-0352

*Appendix K –Draft Power Purchase Agreement for  
Renewable Dispatchable Generation (WIND +  
BESS) All Islands*

*Please see Exhibit 7, and 9 of this  
May 2, 2022 Transmittal*



**Maui  
Electric**

**DRAFT**  
**REQUEST FOR PROPOSALS**  
**FOR**  
**RENEWABLE DISPATCHABLE GENERATION**  
**AND**  
**ENERGY STORAGE**  
**MAUI**

MAY 2, 2022

Docket No. 2017-0352

*Appendix L – Maui Model Firm PPA*

*Please see Exhibit 15 of this  
May 2, 2022 Transmittal*



**Maui  
Electric**

**DRAFT**  
**REQUEST FOR PROPOSALS**  
**FOR**  
**RENEWABLE DISPATCHABLE GENERATION**  
**AND**  
**ENERGY STORAGE**  
**MAUI**

MAY 2, 2022

Docket No. 2017-0352

*Appendix M – Draft Energy Storage Purchase  
Agreement All Islands*

*Please see Exhibit 11, and 13 of this  
May 2, 2022 Transmittal*



**Maui  
Electric**