

BEFORE THE PUBLIC UTILITIES COMMISSION

OF THE STATE OF HAWAII

In The Matter of the Application of)
)
HAWAIIAN ELECTRIC COMPANY, INC.,)
HAWAII ELECTRIC LIGHT COMPANY, INC.)
MAUI ELECTRIC COMPANY, LIMITED)
)
For Approval to Establish a Rule to Implement)
a Community-Based Renewable Energy Program,)
and Other Related Matters.)
_____)

DOCKET NO. 2015-0389

THE HAWAIIAN ELECTRIC COMPANIES'


**COMMUNITY BASED RENEWABLE ENERGY (CBRE) - PHASE 2
TARIFF AND APPENDICES, AND RFPS AND MODEL CONTRACTS
FOR LMI CUSTOMERS, MOLOKAI AND LANAI**

Book 12 of 14

Filed September 8, 2020

EXHIBIT 22

Redline of
Draft CBRE LMI RFP for the Island of Maui



Maui Electric

DRAFT

REQUEST FOR PROPOSALS

FOR

COMMUNITY-BASED RENEWABLE ENERGY PROJECTS

FOR

LOW- AND MODERATE-INCOME SUBSCRIBERS

ISLAND OF MAUI

~~JULY 9~~SEPTEMBER 8, 2020

Docket No. 2015-0389

This Request for Proposals (“RFP”) is a DRAFT only. Maui Electric Company, Ltd. (“Maui Electric” or “Company”) will employ a competitive bidding process to select Community Based Renewable Energy projects consistent with the State of Hawai‘i Public Utilities Commission’s (“PUC”) Competitive Bidding Framework. Under the Competitive Bidding Framework, Maui Electric ~~will file~~filed the initial draft RFP with the (PUC). Then, Maui Electric ~~will seek~~sought input from prospective Proposers and other stakeholders through a Technical Conference as described in the draft RFP and ~~will modify~~modified the draft RFP to the extent feasible to address input received in order to foster a robust competitive process. The proposed final RFP ~~will be~~is being submitted to the PUC for approval and is subject to further revision based upon direction received from the PUC. After approval by the PUC, Maui Electric will issue the final RFP.

Table of Contents

Chapter 1: Introduction and General Information	1
1.1 Authority and Purpose of the Request for Proposals	2
1.2 Scope of the RFP	2
1.3 Competitive Bidding Framework	4 <u>5</u>
1.4 Role of the Independent Observer	4 <u>5</u>
1.5 Communications Between the Company and Proposers – Code of Conduct Procedures Manual.....	5
1.6 Company Contact for Proposals	6
1.7 Proposal Submittal Requirements.....	6
1.8 Proposal Fee.....	7
1.9 Procedures for Affiliate Proposals	8 <u>9</u>
1.10 Dispute Resolution Process.....	9
1.11 No Protest or Appeal.....	10
1.12 Modification or Cancellation of the Solicitation Process	10
Chapter 2: Resource Needs and Requirements.....	10 <u>11</u>
2.1 Performance Standards	10 <u>11</u>
2.2 Transmission <u>Distribution-Level</u> System <u>Information</u>	11
2.3 Interconnection to the Company System	11
Chapter 3: Instructions to Proposers	12 <u>13</u>
3.1 Schedule for the Proposal Process	12 <u>13</u>
3.2 Company RFP Website / Electronic Procurement Platform.....	13
3.3 Information Conferences <u>Exchange</u>	14
3.4 Preparation of Proposals	14
3.5 Organization of the Proposal	15
3.6 Proposal Limitations	15
3.7 Proposal Compliance and Bases for Disqualification.....	15 <u>16</u>
3.8 Power Purchase Agreement	16
3.9 Pricing Requirements.....	17 <u>18</u>
3.10 Project Description.....	18
3.11 Sites Identified by the Company.....	19
3.12 Confidentiality	19 <u>20</u>

3.13	Credit Requirements	20
Chapter 4: Evaluation Process and Evaluation Criteria.....		20 21
4.1	Proposal Evaluation and Selection Process	20 21
4.2	Eligibility Requirements Assessment	23
4.3	Threshold Requirements Assessment	23
4.4	Initial Evaluation – Price and Non-Price Analysis	26
4.5	Selection of a Priority List	34 33
4.6	Best and Final Offer (BAFO)	34
4.7	Detailed Evaluation.....	35 34
4.8	Selection of the Final Award Group	36
Chapter 5: Post Evaluation Process		37 36
5.1	Project Interconnection Process.....	37 36
5.2	Contract Negotiation Process.....	39 38
5.3	Community Outreach and Engagement.....	39
5.4	Greenhouse Gas Emissions Analysis.....	40
5.5	PUC Approval.....	41
5.6	Facility In-Service.....	41

List of Appendices

Appendix A	Definitions
Appendix B	Proposer's Response Package / Project Interconnection Data Request
Appendix C	Code of Conduct Procedures Manual
Appendix D	PowerAdvocate User Information
Appendix E	Mutual Confidentiality and Non-Disclosure Agreement
Appendix F	Description of Available Sites
Appendix G	RESERVED
Appendix H	Interconnection Facilities and Cost Information
Appendix I	Rule 19 Tariff
Appendix J	Rule 29 Tariff
Appendix K	Model PV Large RDG PPA
Appendix L	Model PV Mid-Tier Standard Form Contract RDG PPA (250 kW to 2.5 MW)
Appendix M	Model Wind Large RDG PPA
Appendix N	Model Wind Mid-Tier Standard Form Contract RDG PPA (250 kW to 2.5 MW)
Appendix O	Grid Needs Assessment

Chapter 1: Introduction and General Information

Maui Electric Company, Ltd. (“Maui Electric” or the “Company”) seeks proposals for Community-Based Renewable Energy (“CBRE”) projects, dedicated to Low- and Moderate-Income Subscribers (“LMI²”-~~subscribers, Subscribers~~), for the Maui Electric System on the island of Maui in accordance with this Request for Proposals (“RFP”).

Affiliates of the Company may submit a Proposal in response to this RFP subject to the requirements of this RFP. The Company will not submit a Proposal in response to this RFP.

The Company seeks new variable renewable dispatchable generation projects (with or without storage systems) in this RFP. For projects 250 kW or greater in size, up to and including 2.5 MW, a pre-approved standard form contract will be used in the form of Appendix L for photovoltaic (“PV”) generation projects and Appendix N for wind generation projects (“~~Standard Form Contract~~”). ~~The Standard Form Contract~~Mid-Tier SFC). ~~The Mid-Tier SFC~~ treats variable generation facilities as fully dispatchable. For projects greater than 2.5 MW in size, the Company intends to contract for variable renewable dispatchable generation projects through this RFP using its Model Renewable Dispatchable Generation Power Purchase Agreement (“RDG PPA”), which treats variable generation facilities as fully dispatchable. The Company has created a PV version (the “PV RDG PPA”) and a wind version⁺ (the “Wind RDG PPA”) of its RDG PPA attached as Appendix K and Appendix M respectively.

Each successful Proposer will provide variable renewable dispatchable generation and optionally energy storage to the Company pursuant to the terms of an RDG PPA or ~~Standard Form Contract~~Mid-Tier SFC. Selected projects greater than 2.5 MW in size will be subject to PUC review and approval by the State of Hawai‘i Public Utilities Commission (“PUC”), while projects selected in this RFP that are 250 kW or greater in size, up to and including 2.5 MW or smaller will not be subject to further regulatory review and approval of the ~~Standard Form Contract~~Mid-Tier SFC.

The Company’s Model RDG PPA and Mid-Tier SFC employ an innovative contracting mechanism which is very different than traditional PPA structures. Proposers are instructed to thoroughly review the Model RDG PPA attached as Appendix J and L and the Mid-Tier SFC attached as Appendix K and M, based on the size and technology of their project. The structure of the RDG PPA and Mid-Tier SFC intends to provide payments to the Proposer by the Company on a monthly lump sum basis, based upon the energy potential of the facility, regardless of the actual energy dispatched. In exchange, the utility maintains full dispatch control of the Facility as needed². Under the RDG PPA and Mid-Tier SFC, each Facility must meet certain requirements to receive the full lump sum payment each month. These

⁺~~The Wind RDG PPA is not included in the draft filing, but will be filed at a later date.~~

² Wind projects only may include a Price for Purchase of Electric Energy component in addition to the Lump Sum Payment component. The energy payment would be based on actual production and delivery to the grid. As the RDG PPA allows the Company dispatch rights and does not guarantee Seller any amount of energy will be delivered to the Point of Interconnection (POI), in the event that the Company does not accept any energy at the POI, the Company will not pay any Price for Electric Energy.

requirements ensure that each plant is available to the Company for dispatch to meet system needs.

The Company will evaluate Proposals using the evaluation and selection process described in Chapter 4. The Company will evaluate and select Proposals based on both price and non-price factors that impact the Company, its customers, and communities affected by the proposed Projects. Depending on the quality and cost-effectiveness of bids received in response to this RFP; economic comparison to other RFP responses; updates to the Company's forecasts; circuit availability; and changes to regulatory or legal requirements, among other things, the Company will select one (1) project, but may optionally choose to select additional projects through this RFP.

All requirements necessary to submit a Proposal(s) are stated in this RFP. A description of the technical requirements for Proposers is included in the body of this RFP, Appendix B, and in the applicable RDG PPA and ~~Standard Form Contract~~ Mid-Tier SFC attached as Appendix K, L, M, and N.

All capitalized terms used in this RFP shall have the meaning set forth in the glossary of defined terms attached as Appendix A. Capitalized terms that are not included in Appendix A shall have the meaning ascribed in this RFP.

1.1 Authority and Purpose of the Request for Proposals

- 1.1.1 This RFP is issued in response to Order No. 37070 issued on April 20, 2020 and Order No. 37139 issued on May 14, 2020 in Docket No. 2015-0389 as part of a procurement process established by the PUC.
- 1.1.2 This RFP is subject to Decision and Order ("D&O") No. 23121 in Docket No. 03-0372 (To Investigate Competitive Bidding for New Generating Capacity in Hawai'i), which sets forth the PUC's Framework for Competitive Bidding ("Framework" or "Competitive Bidding Framework").
- 1.1.3 Proposers should review Appendix O, Grid Needs Assessment, to inform Proposers as to the system needs and costs based on inputs and assumptions developed through the Company's integrated grid planning process, and recent renewable dispatchable generation procurements.³ The Grid Needs Assessment is intended to inform the development of their Proposals that best meets the needs of the system.

1.2 Scope of the RFP

- 1.2.1 Proposals submitted in response to this RFP shall meet the requirements identified in Parts II and III of Tariff Rule No. 29 Community-Based Renewable Energy Program Phase 2 attached as Appendix J.

³ See <https://www.hawaiianelectric.com/clean-energy-hawaii/our-clean-energy-portfolio/renewable-project-status-board>

- 1.2.2 The Company will only accept Proposals that utilize PV or wind generation technologies. Proposals may be submitted as: 1) Generation only Projects; or 2) Generation paired with energy storage Projects (“Paired Projects”).
- 1.2.3 The ~~subscriber portion of Projects~~Project shall be dedicated to LMI ~~customers, which means a member of a household with a household income equal to or less than the income limit established by the U.S. Department of Housing and Urban Development (“HUD”) for a LMI Household. To qualify, a household’s income must be equal to or less than the income limit established by HUD for the customer’s household size in the appropriate county. Refer to the HUD website⁴ to obtain the income limits.~~100Subscribers. A minimum of 60% of the Project’s capacity shall be reserved for LMI subscribers with unsubscribed Customers, as defined in Tariff Rule No. 29 in Appendix J. Up to 40% of the Project’s capacity may be allocated to a LMI Anchor Tenant(s), as described in Tariff Rule No. 29 in Appendix J. Unsubscribed RDG compensation will be subject to the requirements in Article 2 of the RDG PPA or ~~4-Attachment~~ C of the applicable ~~Standard Form Contract~~Mid-Tier SFC.
- 1.2.4 Each Proposal submitted in response to this RFP must represent a Project that is capable of meeting the requirements of this RFP without having to rely on the completion or implementation of any other Project, or without having to rely on a proposed change in law, rule, or regulation.
- 1.2.5 Proposals that will require system upgrades and the construction of which, in the reasonable judgment of the Company (in consultation with the Independent Observer), creates a significant risk that their Project’s Guaranteed Commercial Operations Date (“GCOD”) will not be met, will not be considered in this RFP.
- 1.2.6 Projects submitted in response to this RFP must be located on the Island of Maui.
- 1.2.7 Proposers will determine their Project Site. Proposers have the option of submitting a Proposal using potential Sites offered and described in Section 3.11. Proposers must locate all Project infrastructure within areas of their Site that are outside the 3.2 feet sea level rise exposure area (SLR-XA) as described in the Hawai‘i Sea Level Rise Vulnerability and Adaptation Report (2017)⁵ and are not located within a Tsunami Evacuation Zone.⁶ All equipment required for a Proposer’s project must be sited within the Proposer’s project site with no assumptions that any equipment will be sited on Company property unless specified by the Company.

⁴ <https://www.huduser.gov/>.

⁵ Hawai‘i Climate Change Mitigation and Adaptation Commission. 2017. Hawai‘i Sea Level Rise Vulnerability and Adaptation Report. Prepared by Tetra Tech, Inc. and the State of Hawai‘i Department of Land and Natural Resources, Office of Conservation and Coastal Lands, under the State of Hawai‘i Department of Land and Natural Resources Contract No: 64064. This report is available at: https://climateadaptation.hawaii.gov/wp-content/uploads/2017/12/SLR-Report_Dec2017.pdf

⁶ See Hawai‘i Sea Level Rise Viewer at <https://www.pacioos.hawaii.edu/shoreline/slr-hawaii/>, and National Oceanic and Atmospheric Administration (NOAA) interactive map in partnership with the State of Hawai‘i at <https://tsunami.coast.noaa.gov/#/>. Projects infrastructure must be outside the “Tsunami Evacuation Zone” (but not necessary to be outside the “Extreme Tsunami Evacuation Zone”).

- 1.2.8 Projects must interconnect to the Company's System at the distribution level (12 kV or lower). Projects interconnecting at the distribution level must not exceed 3 MW.
- 1.2.9 Projects submitted in response to this RFP must be 250 kW or larger. Proposers for CBRE projects smaller than 250 kW should refer to the Company's CBRE website for instructions on how to submit proposals at [https://www.hawaiianelectric.com/products-and-services/customer-renewable-programs/community-solar-~~www.hawaiianelectric.com/communitysolar~~](https://www.hawaiianelectric.com/products-and-services/customer-renewable-programs/community-solar-www.hawaiianelectric.com/communitysolar).
- 1.2.10 Contracts for Projects selected through this RFP must use the RDG PPA or ~~Standard Form Contract~~ Mid-Tier SFC, as described in Section 3.8. Under the RDG PPA and ~~Standard Form Contract~~ Mid-Tier SFC, the Company shall maintain exclusive rights to fully direct dispatch of the Facility, subject to availability of the resource and Section 1.2.11 below. The term of the PPA will be 20 years.
- 1.2.11 The storage component of a Paired Project will be charged during periods when full potential export of the generation component is not being dispatched by the Company, and the storage component can be used to provide energy to the Company during other times that are beneficial to the system. The storage component of a Paired Project must be sized to support the Facility's Allowed Capacity (in MW) for a minimum of four (4) continuous hours throughout the term of the RDG PPA or ~~Standard Form Contract~~ Mid-Tier SFC.
- For example, for a 2 MW facility, the storage component must be able to store and discharge at least 8 MWh of energy at 2 MW in a cycle throughout the term of the RDG PPA or ~~Standard Form Contract~~ Mid-Tier SFC.
- 1.2.12 All Paired Projects must be able to be charged from the grid at the direction of the Company after the 5-year Investment Tax Credit ("ITC") recapture period has lapsed. Paired Projects that are incapable of claiming the ITC must be capable of being 100% charged from the grid from the GCOD.
- 1.2.13 The amount of energy discharged from any energy storage component in a year will be limited to the energy storage contract capacity (in MWh) multiplied by the number of Days in that year. An energy storage component may be dispatched more than once per Day, subject to such discharge energy limitations.
- 1.2.14 Proposals must specify a GCOD no later than December 31, 2025. Preference will be given to Proposals that specify an earlier GCOD during the non-price evaluation. A Proposer's GCOD set forth in its Proposal will be the GCOD in any resulting RDG PPA or ~~Standard Form Contract~~ Mid-Tier SFC if such Proposal is selected to the Final Award Group. Proposers will not be able to request a change in the GCOD set forth in their Proposals. Proposals that propose an earlier GCOD will be scored higher during the Initial Evaluation phase (see Chapter 4).
- 1.2.15 If selected, Proposers will be responsible for all costs throughout the term of the PPA or ~~Standard Form Contract~~ Mid-Tier SFC, including but not limited to Project development, completion of an Interconnection Requirements Study ("IRS"), the cost of conducting a

greenhouse gas analysis, land acquisition, permitting, financing, construction of the Facility and all Interconnection Facilities, and the operation and maintenance (“O&M”) of the Facility.

1.2.16 If selected, Proposers will be solely responsible for the decommissioning of the Project and the restoration of the Site upon the expiration of the PPA, as described in Attachment G, Section 7 of the RDG PPA or the ~~Standard Form Contract~~Mid-Tier SFC.

1.2.17 If selected, Proposers shall pursue all available applicable federal and state tax credits. Proposal pricing must be set to incorporate the benefit of such available federal tax credits. However, to mitigate the risk on Proposers due solely to potential changes to the state’s tax credit law before a selected project reaches commercial operations, Proposal pricing shall be set without including any state tax credits. If a Proposal is selected, the PPA for the project will require the Proposer to pursue the maximum available state tax credit and remit tax credit proceeds to the Company for customers’ benefit as described in Attachment J of the RDG PPA or the ~~Standard Form Contract~~Mid-Tier SFC. The PPA will also provide that the Proposer will be responsible for payment of liquidated damages for failure to pursue the state tax credit.

1.3 Competitive Bidding Framework

Consistent with the Framework, this RFP outlines the Company’s requirements in relation to the resources being solicited and the procedures for conducting the RFP process. It also includes information and instructions to prospective Proposers participating in and responding to this RFP.

1.4 Role of the Independent Observer

1.4.1 Part III.C.1 of the Framework sets forth the circumstances under which an Independent Observer is required in a competitive bidding process. The Independent Observer will advise and monitor all phases of the RFP process and will coordinate with PUC staff throughout the RFP process to ensure that the RFP is undertaken in a fair and unbiased manner. In particular, the Company will review and discuss with the Independent Observer decisions regarding the evaluation, disqualification, non-selection, and selection of Proposals.

1.4.2 The role of the Independent Observer, as described in the Framework, will include but is not limited to:

- Monitor all steps in the competitive bidding process
- Monitor communications (and communications protocols) with Proposers
- Monitor adherence to the Company’s Code of Conduct
- Submit comments and recommendations, if any, to the PUC concerning the RFP
- Review the Company’s Proposal evaluation methodology, models, criteria, and assumptions
- Review the Company’s evaluation of Proposals
- Advise the Company on its decision-making
- Participate in dispute resolution as set forth in Section 1.10

- Monitor contract negotiations with Proposers
- Report to the PUC on monitoring results during each stage of the competitive bidding process
- Provide an overall assessment of whether the goals of the RFP were achieved

1.4.3 The Independent Observer for this RFP is **Arroyo Seco Consulting**.

1.5 Communications Between the Company and Proposers – Code of Conduct Procedures Manual

1.5.1 Communications and other procedures under this RFP are governed by the “Code of Conduct Procedures Manual,” (also referred to as the “Procedures Manual”) developed by the Company as required by the Framework, and attached as Appendix C.

1.5.2 All pre-Proposal communication with prospective Proposers will be conducted via the Company’s RFP website, Electronic Procurement Platform and/or electronic mail (“Email”) through the address specified in Section 1.6 (the “RFP Email Address”). Phone communication or face-to-face meetings will not be supported. Frequently asked questions submitted by prospective Proposers and the answers to those questions may be posted on the Company’s RFP website, ~~or sent through either Email or the Electronic Procurement Platform to registered individuals.~~ The Company reserves the right to respond only to comments and questions it deems are appropriate and relevant to the RFP. Proposers shall submit questions no later than fifteen Days before the Proposal Due Date (RFP Schedule in Section 3.1, Items/Item 6). The Company will endeavor to respond to all questions no later than five Days before the Proposal Due Date.

1.5.3 After Proposals have been submitted, the Company may contact individual Proposers for purposes of clarifying their Proposal(s).

1.5.4 Any confidential information deemed by the Company, in its sole discretion, to be appropriate to share, will only be transmitted to the requesting party after receipt of a fully executed CBRE Mutual Confidentiality and Non-Disclosure Agreement (“CBRE NDA”). See Appendix E.

1.5.5 Except as expressly permitted and in the manner prescribed in the Procedures Manual, any unsolicited contact by a Proposer or prospective Proposer with personnel of the Company pertaining to this RFP is prohibited.

1.6 Company Contact for Proposals

The primary contact for this RFP is:

~~{TBD}~~

~~Isaac Kawahara~~

~~Energy Contract Manager~~

~~Hawaiian Electric Company, Inc.~~

~~Central Pacific Plaza Building, Suite 2100~~

~~220 South King Street~~

~~Honolulu, Hawai'i 96813~~

RFP Email Address: cbrerfp@hawaiianelectric.com

1.7 Proposal Submission Requirements

- 1.7.1 All Proposals must be prepared and submitted in accordance with the procedures and format specified in the RFP. Proposers are required to respond to all questions and provide all information requested in the RFP, as applicable, and only via the communication methods specified in the RFP.
- 1.7.2 Detailed requirements regarding the form, submission, organization and information for the Proposal are set forth in Chapter 3 and Appendix B.
- 1.7.3 Proposals must not rely on any information that is not contained within the Proposal itself in demonstrating compliance for any requirement in this RFP.
- 1.7.4 In submitting a Proposal in response to this RFP, each Proposer certifies that the Proposal has been submitted in good faith and without fraud or collusion with any other unaffiliated person or entity. The Proposer shall acknowledge this in the Response Package submitted with its Proposal. Furthermore, in executing the CBRE NDA provided as Appendix E, the Proposer agrees on behalf of its Representatives (as defined in the CBRE NDA) that the Company's negotiating positions will not be shared with other Proposers or their respective Representatives.

In addition, in submitting a Proposal, a Proposer will be required to provide Company with its legal counsel's written certification in the form attached as Appendix B Attachment 1 certifying in relevant part that irrespective of any Proposer's direction, waiver, or request to the contrary, that the attorney will not share a Proposer's confidential information associated with such Proposer with others, including, but not limited to, such information such as a Proposer's or Company's negotiating positions. If legal counsel represents multiple unaffiliated Proposers whose Proposals are selected for the Final Award Group, such counsel will also be required to submit a similar certification at the conclusion of power purchase agreement negotiations that he or she has not shared a Proposer's confidential information or the Company's confidential information associated with such Proposer with others, including but not limited to, such information as a Proposer's or Company's negotiating positions.

- 1.7.5 All Proposals must be submitted via the Electronic Procurement Platform by 2:00 pm Hawai'i Standard Time ("HST") on the Proposal Due Date shown in the RFP Schedule in Section 3.1 Item 6. No hard copies of these Proposals will be accepted by the Company.

It is the Proposer's sole responsibility to ensure that complete and accurate information has been submitted on time and consistent with the instructions of this RFP. With this assurance, Company shall be entitled to rely upon the completeness and accuracy of every Proposal. Any errors identified by the Proposer or Company after the Proposal Due Date has passed may jeopardize further consideration and success of the Proposal. If an error or errors are later identified, Company, in consultation with the Independent Observer, may permit the error(s) to be corrected without further revision to the Proposal, or may require Proposer to adhere to terms of the Proposal as submitted without correction. Additionally, and in Company's sole discretion, if such error(s) would materially affect the Priority List or Final Award Group, Company reserves the right, in consultation with the Independent Observer, to remove or disqualify a Proposal upon discovery of the material error(s). The Proposer of such Proposal shall bear the full responsibility for such error(s) and shall have no recourse against Company's decision to address Proposal error(s), including removal or disqualification. The Energy Contract Manager, in consultation with the Independent Observer, will confirm that Proposals were submitted by ~~milestone (6)the~~ Proposal Due Date in Section 3.1 Table 1 Item 6. The Electronic Procurement Platform automatically closes to further submissions after ~~milestone (6)the~~ IPP and Affiliate Proposal Due Date in Table 1 Section 3.1 Item 6.

1.8 Proposal Fee

- 1.8.1 IPP and Affiliate proposers are required to tender a non-refundable Proposal Fee of \$1,000 for each Proposal submitted.
- 1.8.2 Proposers may submit multiple Proposal variations for a Project for a single Proposal Fee. If such Proposals are on different Sites or for different generation technologies, a separate Proposal Fee must be paid for each Proposal. The method of submitting multiple Proposals within this RFP is described in Appendix B.
- 1.8.3 Proposers may also submit up to a total of two (2) variations of their Proposal, one variation of which is the base variation of the Proposal. Variations of pricing terms, Facility size, or with/without storage can be offered. All variations within a Proposal must be proposed on the same Site and using the same generation technology to avoid paying a separate Proposal Fee. Whether or not a separate Proposal Fee is required, all unique information for each variation of a Proposal, no matter how minor such variation is, must be clearly identified and separated by following the instructions in Appendix B Section 4.
- 1.8.4 The Proposal Fee must be in the form of a cashier's check or equivalent from a U.S.-chartered bank made payable to "Maui Electric Company, Ltd." and must be delivered and received by the Company by 2:00 pm (HST) on the Proposal Due Date shown in the RFP Schedule in Section 3.1 Item 6. The cashier's check should include a reference to the Proposal(s) for which the Proposal Fee is being provided. Proposers must identify in

the Proposal Response Package (find instructions in Appendix B Section 1) the delivery information for its Proposal Fee. Proposers are strongly encouraged to utilize a delivery service method that provides proof of delivery to validate delivery date and time.

If the Proposal Fee is delivered by U.S. Postal Service (with registered, certified, receipt verification), the Proposer shall address it to:

~~{TBD}~~

Isaac Kawahara

Energy Contract Manager

Hawaiian Electric Company, Inc.

Mail Code CP21-IU

PO Box 2750

Honolulu, Hawai'i 96840

If the Proposal Fee is delivered ~~in person, or via an alternative registered, certified delivery service~~by other courier services, the Proposer shall ~~use the address~~ it to:

Hawaiian Electric Company, Inc.

Ward Receiving

Attention: Isaac Kawahara, Energy Contract Manager

Mail Code CP21-IU

799 S. King St.

Honolulu, Hawai'i 96813

~~specified in Section 1.6~~Due to COVID-19 disease prevention measures, Proposal Fees cannot be delivered in person.

1.9 Procedures for Affiliate Proposals

- 1.9.1 The Competitive Bidding Framework allows the Company and its Affiliates the opportunity to submit Proposals⁷ to RFPs issued by the Company. Requirements for Company Self-Build (“Self-Build Option” or “SBO”) and Affiliate Proposals are specified in the Code of Conduct (“CBRE Code of Conduct”) required under the Framework and implemented by certain rules and procedures found in the Procedures Manual submitted to the PUC in Docket No. 2015-0389 on July 9, 2020. However, the ~~Companies~~Company will not submit a ~~Proposal~~SBO to this RFP. The CBRE Code of Conduct will apply to all CBRE Phase 2 RFPs regardless of whether the Company ~~will submit a Self-Build Proposal~~submits a SBO. A copy of the Procedures Manual is attached as Appendix C.

Affiliate Proposals are also subject to any applicable Affiliate Transaction Requirements issued by the PUC in Decision and Order No. 35962 on December 19, 2018, and subsequently modified by Order No. 36112, issued on January 24, 2019, in Docket No. 2018-0065. However, for Affiliate Proposals with nameplate capacities up to 2.5 MW,

⁷ A Proposal will also be treated as an Affiliate Proposal if the Affiliate is a partner for the Proposal.

the PUC will not require an additional review pursuant to the Affiliate Transaction Requirements, but will hold Affiliate Proposals to the terms of their Proposal. Affiliate Proposals will be treated identically to an IPP Proposal and must be submitted electronically through the Electronic Procurement Platform by Milestone (6) IPP and Affiliate Proposal Due Date in RFP Table 1.

1.10 Dispute Resolution Process

- 1.10.1 If disputes arise under the RFP, the provisions of Section 1.10 and the dispute resolution process established in the Framework will control. See Part V of the Framework.
- 1.10.2 Proposers who challenge or contest any aspect of the RFP process must first attempt to resolve their concerns with the Company and the Independent Observer (“Initial Meeting”). The Independent Observer will seek to work cooperatively with the parties to resolve any disputes or pending issues and may offer to mediate the Initial Meeting to resolve disputes prior to such issues being presented to the PUC.
- 1.10.3 Any and all disputes arising out of or relating to the RFP which remain unresolved for a period of twenty (20) Days after the Initial Meeting takes place may, upon the agreement of the Proposer and the Company, be submitted to confidential Mediation in Honolulu, Hawai‘i, pursuant to and in accordance with the Mediation Rules, Procedures, and Protocols of Dispute Prevention Resolution, Inc. (“DPR”) (or its successor) or, in its absence, the American Arbitration Association then in effect (“Mediation”). The Mediation will be administered by DPR. If the parties agree to submit the dispute to Mediation, the Proposer and the Company shall each pay fifty percent (50%) of the cost of the Mediation (i.e., the fees and expenses charged by the mediator and DPR) and shall otherwise each bear their own Mediation costs and attorney’s fees.
- 1.10.4 If settlement of the dispute is not reached within sixty (60) Days after commencement of the Mediation, or if after the Initial Meeting, the parties do not agree to submit any unresolved disputes to Mediation, then as provided in the Framework, the Proposer may submit the dispute to the PUC in accordance with the Framework.
- 1.10.5 In accordance with the Framework, the PUC will serve as the arbiter of last resort for any disputes relating to this RFP involving Proposers. The PUC will use an informal expedited dispute resolution process to resolve the dispute within thirty (30) Days, as described in Parts III.B.8 and V of the Framework.⁸ There will be no right to hearing or appeal from this informal expedited dispute resolution process.
- 1.10.6 If any Proposer initiates a dispute resolution process for any dispute or claim arising under or relating to this RFP, other than that permitted by the Framework and Section

⁸ The informal expedited dispute resolution process does not apply to PUC review of contracts that result from the RFP. See Decision and Order No. 23121 at 34-35. Further, the informal expedited dispute resolution process does not apply to the Framework’s process relating to issuance of a draft and final RFP, and/or to the PUC approval of the RFP because: (1) the Framework (and the RFP) set forth specific processes whereby interested parties may provide input through the submission of comments; and (2) the Framework’s dispute resolution process applies to “Bidders” and there are no “Bidders” at this stage in the RFP process.

1.10 (e.g., a court proceeding), then such Proposer shall be responsible for any and all attorneys' fees and costs that may be incurred by the Company or the PUC in order to resolve such claim.

1.11 No Protest or Appeal

Subject to Section 1.10, no Proposer or other person will have the right to protest or appeal any award or disqualification of a Project made by the Company.

By submitting a Proposal in response to the RFP, the Proposer expressly agrees to the terms and conditions set forth in this RFP.

1.12 Modification or Cancellation of the Solicitation Process

1.12.1 Unless otherwise expressly prohibited, the Company may, at any time up to the final execution of an RDG PPA or ~~Standard Form Contract~~Mid-Tier SFC, as may be applicable, in consultation with the Independent Observer, postpone, withdraw and/or cancel any requirement, term or condition of this RFP, including deferral of the award or negotiation of any contract, and/or cancellation of the award all together, all of which will be without any liability to the Company.

1.12.2 The Company may modify this RFP subject to requirements of the Framework, whereby the modified RFP will be reviewed by the Independent Observer and submitted to the PUC thirty (30) Days prior to its issuance, unless the PUC directs otherwise. See Framework Part IV.B.10. The Company will follow the same procedure with regard to any potential postponement, withdrawal or cancellation of the RFP or any portion thereof.

Chapter 2: Resource Needs and Requirements

2.1 Performance Standards

Proposals must meet the attributes set forth in this RFP, the technical requirements identified in Appendix I of Rule 14H, and either the requirements of the RDG PPA for proposals greater than 2.5 MW or the applicable ~~Standard Form Contract~~Mid-Tier SFC for proposals ~~between~~ 250 kW or greater, up to and including 2.5 MW. This RFP, Rule 14H, and either the RDG PPA or applicable ~~Standard Form Contract~~Mid-Tier SFC set forth the minimum requirements that all Proposals must satisfy to be eligible for consideration in this RFP. If there is a conflict between the Performance Standards in Rule 14H and the RDG PPA or applicable ~~Standard Form Contract~~Mid-Tier SFC, the contract terms will control. Additional Performance Standards may be required based on the results of the IRS.

2.1.1 For Paired Projects, the functionality and characteristics of the storage must be maintained throughout the term of the PPA or ~~Standard Form Contract~~Mid-Tier SFC.

To be clear, Proposers may not propose any degradation for either capacity or efficiency in their Proposals.

2.1.2 Grid forming and black start capability are preferred but not required.

2.2 Distribution-Level System Information

Proposers are encouraged to use the Locational Value Maps located at: <https://www.hawaiianelectric.com/clean-energy-hawaii/integration-tools-and-resources/locational-value-maps> to determine circuit capacity. However, while the Locational Value Map provides information regarding an initial assessment of the potential MW hosting capacity for distribution level circuits, these numbers should only be used as a screening tool to select a circuit that will provide a higher likelihood of interconnection. This is because the methodology used to develop these hosting capacity numbers is geared towards smaller distributed energy resources (DERs) and does not include the scenario of a larger DER interconnecting at one point. As a result, load flow analyses are required to confirm the impact to line capacities and voltage limits. Detailed load flow analyses will be performed as part of the project selection process.

- 2.2.1 A detailed IRS, when performed, may reveal other adverse system impacts that may further limit a Project's ability to interconnect and/or further limit the net output of the Facility without upgrades.

2.3 Interconnection to the Company System

- 2.3.1 The Proposer must provide all information pertaining to the design, development, and construction of the ~~Interconnection Facilities as specified in Appendix B. Interconnection Facilities includes both: (1) Seller-Owned Interconnection Facilities; and (2) Company-Owned Interconnection Facilities. as specified in Appendix B.~~
- 2.3.2 All Proposals must include a description and conceptual or schematic diagrams of the Proposer's plan to transmit power from the Facility to the Company System. The proposed Interconnection Facilities must be compatible with the Company System. In the design, Projects must adequately consider Company requirements to address impacts on the performance and reliability of the Company System.
- 2.3.2.1 In addition to the Performance Standards and findings of the IRS, the design of the Interconnection Facilities, including power rating, Point(s) of Interconnection with the Company System, and scheme of interconnection, must meet Company standards. The Company will provide its construction standards and procedures to the Proposer (Engineer, Procure, Construct Specifications for Hawaiian Electric Power Lines and Substations) if requested via the communication methods identified in Section 1.5 and upon the execution of a CBRE NDA as specified in Section 3.12.1. These specifications are intended to illustrate the scope of work typically required to administer and perform the design and construction of a Maui Electric substation and power line.

- 2.3.2.2 Interconnection Facilities must be designed such that, it meets or exceeds the applicable single line diagram in Appendix H, Attachment 1 or Attachment 2.
- 2.3.2.3 Tariff Rule No. 19, a copy of which is attached as Appendix I, establishes provisions for Interconnection and Transmission Upgrades. The tariff provisions are intended to simplify the rules regarding who pays for, installs, owns, and operates interconnection facilities in the context of competitive bidding.
- 2.3.3 The Proposer shall be responsible for all costs for all Seller-Owned Interconnection Facilities required to interconnect a Project to the Company System, ~~including all Seller-Owned Interconnection Facilities and. Costs for~~ Company-Owned Interconnection Facilities. should not be included in the Proposal pricing.
- 2.3.4 Proposers are required to include in their pricing proposal all costs for ~~interconnection and equipment~~ Seller-Owned Interconnection Facilities expected to be required between their Facility and their proposed Point of Interconnection. Appendix H includes information related to Company-Owned Interconnection Facilities ~~and costs that may be helpful to Proposers.~~ The Company will develop assumed costs for interconnection based on the typical CBRE interconnection provided in Appendix H, and will use these assumed costs as a proxy in the evaluation process. Selected Proposers shall be responsible for the actual final costs of all Seller-Owned Interconnection Facilities ~~and Company-Owned Interconnection Facilities~~ (see Appendix H, Attachment 1 or Attachment 2), whether or not such costs exceed the costs set forth in a Proposer's Proposal. No adjustments will be allowed to the proposed price in a Proposal if actual costs for Interconnection Facilities exceed the amounts proposed. Selected Proposers shall not be responsible for the costs of the Company-Owned Interconnection Facilities.
- 2.3.5 Proposers are required to include in their pricing proposal all costs for distribution-level service interconnection for station power.
- 2.3.6 All Projects will be screened for general readiness to comply with the requirements for interconnection. Proposals selected to the Final Award Group will be subject to Section 5.1.1. Proposals selected to the Final Award Group may be subject to further study in the form of an IRS. The IRS process is further described in Section 5.1.2. The results of the completed IRS or as identified through the Detailed Evaluation process, as well as any mitigation measures identified, will be incorporated into the terms and conditions of a final executed PPA or the ~~Standard Form Contract~~ Mid-Tier SFC for proposals 250 kW or greater, up to and including 2.5 MW ~~or smaller~~.

Chapter 3: Instructions to Proposers

3.1 Schedule for the Proposal Process

Table 1 sets forth the proposed schedule for the proposal process (the "RFP Schedule"). The RFP Schedule is subject to PUC approval. The Company reserves the right to revise the RFP Schedule as necessary. Changes to the RFP Schedule prior to the RFP Proposal Due Date will be posted to the RFP website. Changes to the RFP Schedule after the

Proposal Due Date will be communicated via Email ~~or via the Electronic Procurement Platform~~ to the Proposers and posted on the RFP Website.

**Table 1
Proposed RFP Schedule**

Milestone	Schedule Dates
(1) Draft RFP filed	July 9, 2020
(2) Technical Conference	July 29, 2020
(3) Parties and Participants file Comments by	August 12, 2020
(4) Proposed Final RFP filed	September 8, 2020
(5) Final RFP is Issued	October 20, 2020 ⁹
(6) IPP and Affiliate Proposal Due Date	December 22, 2020 at 2:00 pm HST
(7) Selection of Priority List	March 5, 2021
(8) BAFOs Due	March 12, 2021
(9) Selection of Final Award Group	June 25, 2021
(10) Contract Negotiations Start	July 6, 2021

3.2 Company RFP Website/Electronic Procurement Platform

3.2.1 The Company has established a website for general information to share with potential Proposers. The RFP website is located at the following link:

www.hawaiianelectric.com/competitivebidding

The Company will provide general notices, updates, schedules and other information on the RFP website throughout the process. Proposers should check the website frequently to stay abreast of any new developments. This website will also contain the link to the Electronic Procurement Platform employed by the Company for the receipt of Proposals.

“Sourcing Intelligence” developed by Power Advocate is the Electronic Procurement Platform that the Company has licensed and will utilize for the receipt of Proposals in this RFP. Proposers who do not already have an existing account with PowerAdvocate and who intend to submit a Proposal for this RFP will need to register as a “Supplier” with PowerAdvocate.

3.2.2 There are no license fees, costs, or usage fees to Proposers for the use of the Electronic Procurement Platform.

⁹ Per Section IV.B.6.e.ii of the Competitive Bidding Framework “[t]he utility shall have the right to issue the RFP if the Commission does not direct the utility to do otherwise within thirty (30) days after the Commission receives the proposed RFP and the Independent Observer's comments and recommendations.” October 20, 2020 assumes the Company issues a Final RFP to comply with Commission guidance received after 30 days. The Final RFP may be issued sooner, but the Company will not issue the Final RFP early without Commission guidance.

See [Appendix D](#) for user information on and screenshots of PowerAdvocate's Sourcing Intelligence procurement platform.

3.3 Information ~~Conferences~~Exchange

The PUC ~~has scheduled~~conducted a Technical Status Conference on July 29, 2020 to discuss the draft RFP. Parties and Participants ~~will then have an~~had the opportunity to submit comments on the draft RFP. The Company ~~will then~~ ~~revis~~revised the RFP after considering the comments received and ~~file~~filed a final RFP for PUC review and approval.

Additionally, the Company will hold a prerecorded webinar for CBRE in accordance with the Competitive Bidding Framework for prospective Proposers to learn about the provisions and requirements of this RFP. This prerecorded webinar will be posted to the Company's website within one week of the issuance of the final RFP.

Prospective Proposers may also submit written questions regarding the RFP to the RFP Email Address set forth in [Section 1.6](#). The Company will endeavor to address all questions that will be helpful to prospective Proposers via a Q&A section on the RFP website.

Prospective Proposers should review the RFP Website's Q&A section prior to submission of their Proposal. Duplicate questions will not be answered.

3.4 Preparation of Proposals

- 3.4.1 Each Proposer shall be solely responsible for reviewing the RFP (including all attachments and links) and for thoroughly investigating and informing itself with respect to all matters pertinent to this RFP, the Proposer's Proposal, and the Proposer's anticipated performance under the RDG PPA or applicable ~~Standard Form Contract~~Mid-Tier SFC. It is the Proposer's responsibility to ensure it understands all requirements of the RFP, to seek clarification if the RFP's requirements or Company's request is not clear, and to ask for any confirmation of receipt of submission of information. Under [Section 1.7.45](#), the Proposer is solely responsible for all errors in its Proposal(s). The Company will not accept any explanation by a Proposer that it was incumbent on the Company to catch any error.
- 3.4.2 Proposers shall rely only on official information provided by the Company in this RFP when preparing their Proposal. The Company will rely only on the information included in the Proposals, and additional information solicited by the Company to Proposers in the format requested, to evaluate the Proposals received. Evaluation will be based on the stated information in this RFP and on information submitted by Proposers in response to this RFP. Proposals must clearly state all capabilities, functionality and characteristics of the Project; must clearly detail plans to be performed; must explain applicability of information; and must provide all referenced material if it is to be considered during the Proposal evaluation. Referencing- previous RFP submissions or projects for support will not be considered. Proposers should not assume that any previous RFP decisions or preferences will also apply to this RFP.

- 3.4.3 Each Proposer shall be solely responsible for, and shall bear all of its costs incurred in the preparation of its Proposal and/or its participation in this RFP, including, but not limited to, all costs incurred with respect to the following: (1) review of the RFP documents; (2) status conference participation; (3) Site visits; (4) third-party consultant consultation; and (5) investigation and research relating to its Proposal and this RFP. The Company will not reimburse any Proposer for any such costs, including the selected Proposer(s).
- 3.4.4 Each Proposal must contain the full name and business address of the Proposer and must be signed by an authorized officer or agent¹⁰ of the Proposer.

3.5 Organization of the Proposal

The Proposal must be organized as specified in Appendix B. It is the Proposer's responsibility to ensure the information requested in this RFP is submitted and contained within the defined proposal sections as specified in Appendix B.

3.6 Proposal Limitations

Proposers expressly acknowledge that Proposals are submitted subject to the following limitations:

The RFP does not commit or require the Company to award a contract, pay any costs incurred by a Proposer in the preparation of a Proposal, or procure or contract for products or services of any kind whatsoever. The Company reserves the right, in consultation with the Independent Observer, to accept or reject, in whole or in part, any or all Proposals submitted in response to this RFP, to negotiate with any or all Proposers eligible to be selected for award, or to withdraw or modify this RFP in whole or in part at any time.

- The Company reserves the right, in consultation with the Independent Observer, to request additional information from any or all Proposers relating to their Proposals or to request that Proposers clarify the contents of their Proposals. Proposers who are not responsive to such information requests may be eliminated from further consideration upon consultation with the Independent Observer.
- The Company reserves the right, in consultation with the Independent Observer, to solicit additional Proposals from Proposers after reviewing the initial Proposals. Other than as provided in this RFP, no Proposer will be allowed to alter its Proposal or add new information to a Proposal after the Proposal Due Date.
- All material submitted in response to this RFP will become the sole property of the Company, subject to the terms of the CBRE NDA.

¹⁰ Proposer's officer or agent must be authorized to sign the Proposal. Such authorization must be in writing and may be granted via Proposer's organizational documents (i.e., Articles of Incorporation, Articles of Organization, By-laws, etc.), resolution, or similar documentation.

3.7 Proposal Compliance and Bases for Disqualification

Proposers may be deemed non-responsive and/or Proposals may not be considered for reasons including, but not limited to, the following:

- Any unsolicited contact by a Proposer or prospective Proposer with personnel of the Company pertaining to this RFP as described in Section 1.5.5.
- Any illegal or undue attempts by or on behalf of the Proposer or others to influence the Proposal Review process.
- The Proposal does not meet one or more of the Eligibility Requirements specified in Section 4.2.
- The Proposal does not meet one or more of the Threshold Requirements specified in Section 4.3.
- The Proposal is deemed to be unacceptable through a fatal flaws analysis as described in Section 4.4.2.
- The Proposer does not respond to a Company request for additional information to clarify the contents of its Proposal within the timelines specified by the Company.
- The Proposal contains misrepresentations or errors.

3.8 Power Purchase Agreement

- 3.8.1 The Power Purchase Agreement for proposals selected under this RFP that are greater than 2.5 MW in size will be in the form of the RDG PPA, attached as Appendix K and Appendix M.
- 3.8.2 The Power Purchase Agreement for proposals selected under this RFP that are 250 kW or larger, up to and including 2.5 MW in size, will be in the form of a pre-approved ~~Standard Form Contract~~ Mid-Tier SFC, attached as Appendix L and Appendix N. These ~~Standard Form Contracts~~ Mid-Tier SFCs will be reviewed and pre-approved by the PUC, and as a result will not be negotiable.
- 3.8.3 If selected, any Affiliate Proposers will be required to enter into the RDG PPA or ~~Standard Form Contract~~ Mid-Tier SFC with the Company.
- 3.8.4 In general, under the RDG PPA and ~~Standard Form Contract~~ Mid-Tier SFC, payment to the Seller consists of a Lump Sum Payment component to cover the costs of the Project. For wind projects only the Company will ~~also~~ allow developers to ~~bid~~ also include an additional Price for Purchase of Electric Energy component (\$/MWh component) to cover variable operations and maintenance costs, ~~in addition to that cannot be captured within the lump sum payment.~~ Lump Sum Payment component. In return for the Lump Sum Payment component, the Seller shall guarantee minimum performance and

availability metrics to ensure that the Facility is maintained and available for energy storage (if applicable) and dispatch, as well as provide an indication of the available energy in near real-time for the Company's dispatch. Company shall not be obligated to accept, nor shall it be required to pay for test energy generated by the Facility during acceptance testing or other test conditions.

3.8.5 The Performance Standards identified in Section 2.1 establish the minimum requirements a Proposal must satisfy to be eligible for consideration in this RFP. A proposed Facility's ability to meet these Performance Standards is both a Threshold Requirement and a Non-Price Related Criteria under Sections 4.3 and 4.4.2, respectively. As such, these Performance Standards are non-negotiable. Proposers may propose modifications to other sections of the RDG PPA but are encouraged to accept such terms as written in order to expedite the overall RFP process and potential contract negotiations. As a component of their respective Proposals, Proposers who elect to propose modifications shall provide a Microsoft Word red-line version of the relevant document identifying specific proposed modifications to the model language that the Proposer is agreeable to, as well as a detailed explanation and supporting rationale for each modification.

3.8.5.1 General comments, drafting notes and footnotes such as "parties to discuss", and reservation of rights to propose modifications at a later time are unacceptable and will be considered non-responsive. Proposed modifications to the RDG PPA will be evaluated as a non-price evaluation criterion as further described in Section 4.4.2. In order to facilitate this process, the Company will make available electronic versions of the model agreements on the RFP website and through the Electronic Procurement Platform for the RFP. Any proposed modifications to the RDG PPA will be subject to negotiation between the Company and the Final Award Group and should not be assumed to have been accepted either as a result of being selected to the Final Award Group or based on any previously executed PPA. As stated above, since general comments, drafting notes, and footnotes without accompanying specific proposed language modifications are unacceptable and non-responsive, the Company will not negotiate provisions simply marked by such general comments, drafting notes and footnotes.

3.8.5.2 The Company has an interest in maintaining consistency for certain provisions of the RDG PPAs, such as the calculation of availability and payment terms. Therefore, for such provisions, the Company will endeavor to negotiate similar and consistent language across PPAs for the Final Award Group.

3.8.6 Proposals that do not include specific proposed modifications to the attached RDG PPAs will be deemed to have accepted the RDG PPA in its entirety.

3.9 Pricing Requirements

3.9.1 Proposers must submit pricing for each of their variations associated with each Proposal (if variations as described in Section 1.8.2 and 1.8.3 are submitted). Proposers are responsible for understanding the terms of the RDG PPA or Standard Form Contract, Mid-Tier SFC. Pricing cannot be specified as contingent upon other factors (e.g., changes to federal tax policy or receiving all Investment Tax Credits assumed).

- 3.9.2 Escalation in pricing over the term of the RDG PPA or the term of the ~~Standard Form Contract~~Mid-Tier SFC is prohibited.
- 3.9.3 Pricing information must only be identified within specified sections of the Proposal instructed by this RFP's Appendix B Proposer's Response Package (i.e., Proposal pricing information must be contained within defined Proposal sections of the Proposal submission). Pricing information contained anywhere else in a Proposal will not be considered during the evaluation process.
- 3.9.4 The Proposer's Response Package must include the following prices for each Proposal (and variation):
- **Lump Sum Payment (\$/year):** Payment amount for full dispatchability of the Facility. Payment will be made in monthly increments.
 - **(Optional, For Wind Projects Only) Price for Purchase of Electric Energy (\$/MWh):** Payment for delivery of net energy sourced from the variable generation resource, if desired. No Energy Payment will be provided for any energy delivery that is sourced originally from the grid (Company's System).
- 3.9.5 As identified in the Schedule of Defined Terms in the PPA under "BESS Allocated Portion of the Lump Sum Payment", the allocated portion of the Lump Sum Payment specified for energy storage for the Facility for determining liquidated damages is 50% and shall be a non-negotiable percentage in the PPA.

3.10 Project Description

- 3.10.1 Proposals are required to provide a NEP RFP Projection for the Project. The NEP RFP Projection associated with the proposed Project represents the estimated annual net energy (in MWh) that could be produced by the Facility and delivered to the Point of Interconnection over a ten-year period with a probability of exceedance of 95%. For Paired Projects, the energy generated by the Facility in excess of Company Dispatch but below the Facility's Allowed Capacity ~~and that is~~ stored in the Facility's energy storage component ~~of and can later be discharged to the Facility~~POI considering the BESS Contract Capacity and Maximum Rated Output should be included in the NEP RFP Projection. Any energy in excess of what is allowed to be delivered to the POI and would exceed the BESS Contract Capacity shall be excluded from the Net Energy Potential. To achieve this objective, the BESS Contract Capacity (MWh) must be at least four times the MW Capacity of the installed PV Capacity. Any energy generated outside of the proposed Facility that is used to charge the energy storage component should not be factored into the NEP RFP Projection. Any losses that may be incurred from energy being stored and then discharged from the energy storage ~~component~~(round trip efficiency losses) should ~~not be factored into~~excluded from the NEP RFP Projection, but the NEP should consider auxiliary loads in developing the value relative to the POI. The

NEP RFP Projection will be used in the RFP evaluation process and therefore Proposers will be held to their provided value.¹¹

3.10.2 Paired Project Proposals are required to provide a single value Round Trip Efficiency (“RTE”), measured at the Point of Interconnection, that the Facility will maintain throughout the term of the PPA or Mid-Tier SFC. This RTE value will be used in the RFP evaluation process and therefore Proposers will be held to this provided value. The RTE is specified in Appendix B Section 2.

3.10.23.10.3 Each Proposer must also agree to provide Project financial information, including proposed Project finance structure information specified in Appendix B. Such information will be used to evaluate Threshold Requirements and non-price criteria (e.g., Financial Viability of Proposer, Financial Strength and Financing Plan, State of Project Development and Schedule) set forth in Sections 4.3 and 4.4.2. Upon selection, the Final Award Group may be requested to provide further detailed cost information if requested by the PUC or the Consumer Advocate as part of the PPA approval process. If requested, such information would be provided to the PUC, Consumer Advocate and Company pursuant to a protective order in the docket.

3.10.33.10.4 The Proposer agrees that no material changes or additions to the Facility from what is submitted in its Proposal will be made without the Proposer first having obtained prior written consent from the Company. Evaluation of all Proposals in this RFP is based on the information submitted in each Proposal at the Proposal Due Date. If any Proposer requests any Proposal information to be changed after that date, the Company, in consultation with the Independent Observer, and in consideration of whether the evaluation is affected, will determine whether the change is permitted.

3.11 Sites Identified by the Company

3.11.1 As an alternative to a Site identified by the Proposer, the Company has identified potential Sites where landowners have expressed a willingness to negotiate a lease or purchase of the land to support a renewable energy project. These Sites were identified through a Land RFI. Proposers will be responsible for working directly with the land owner and must secure Site Control with such land owner prior to submitting a Proposal. Land RFI information is available to interested parties who sign the CBRE NDA. The Land RFI is further described in Appendix F.

¹¹ If a Proposal is selected to the Final Award Group and a PPA or ~~Standard Form Contract~~Mid-Tier SFC is executed between the Company and the Proposer, the NEP RFP Projection will be further evaluated at several steps throughout the process as set forth in the RDG PPA or ~~Standard Form Contract~~Mid-Tier SFC, and adjustments to the Lump Sum Payment will be made accordingly. Additionally, because the Company will rely on an accurate representation of the NEP RFP Projection in the RFP evaluation, a one-time liquidated damage as described in the RDG PPA or ~~Standard Form Contract~~Mid-Tier SFC will be assessed if the First NEP benchmark is less than the Proposer’s NEP RFP Projection. After the Facility has achieved commercial operations, the performance of the Facility will be assessed on a continuing basis against key metrics identified in the RDG PPA or ~~Standard Form Contract~~Mid-Tier SFC. See Article 2 and Attachment U of the RDG PPA or ~~Standard Form Contract~~Mid-Tier SFC.

Proposers are not required to select a Site identified in the Land RFI and as noted above may propose any Site for a Project.

3.12 Confidentiality

- 3.12.1 Each prospective Proposer must submit an executed CBRE NDA in the form attached as Appendix E by the Proposal Due Date specified in the RFP Schedule in Section 3.1 Item 6. The form of the CBRE NDA is not negotiable. Information designated as confidential by the Company will be provided on a limited basis, and only those prospective Proposers who have submitted an executed CBRE NDA will be considered. NDAs that were fully executed for prior ~~Maui Electric~~ RFPs will not be accepted. Proposers must clearly identify all confidential information in their Proposals. However, Proposers should designate as confidential only those portions of their Proposals that genuinely warrant confidential treatment. The Company discourages the practice of marking every page of a Proposal as confidential. The Company will make reasonable efforts to protect any such information that is clearly marked as confidential. Consistent with the terms of the CBRE NDA, the Company reserves the right to share any information, even if marked confidential, to its agents, contractors, or the Independent Observer for the purpose of evaluating the Proposal and facilitating potential contract negotiations.
- 3.12.2 Proposers, in submitting any Proposal(s) to Company in response to this RFP, certify that such Proposer has not shared its Proposal(s), or any part thereof, with any other Proposer of a Proposal(s) responsive to this RFP.
- 3.12.3 The Company will request that the PUC issue a Protective Order to protect confidential information provided by Proposers to the Company and to be filed in a proceeding before the PUC. A copy of the Protective Order, once issued by the PUC, will be provided to Proposers. Proposers should be aware that the Company may be required to share certain confidential information contained in Proposals with the PUC, the State of Hawai'i Department of Commerce and Consumer Affairs, Division of Consumer Advocacy, and the parties to any docket instituted by the PUC, provided that recipients of confidential information have first agreed in writing to abide by the terms of the Protective Order. Notwithstanding the foregoing, no Proposer will be provided with Proposals from any other Proposer, nor will Proposers be provided with any other information contained in such Proposals or provided by or with respect to any other Proposer.

3.13 Credit Requirements

- 3.13.1 Proposers with whom the Company enters into a RDG PPA or ~~Standard Form Contract~~Mid-Tier SFC must post Development Period Security and Operating Period Security in the form of an irrevocable standby letter of credit from a bank chartered in the United States as required and set forth in Article 14 of the RDG PPA or the ~~Standard Form Contract~~Mid-Tier SFC.
- 3.13.2 The Development Period Security and Operating Period Security identified in the RDG PPAs or the ~~Standard Form Contract~~Mid-Tier SFC are minimum requirements.

Proposers shall not propose an amount lower than that set forth in the RDG PPAs or the ~~Standard Form Contract~~ Mid-Tier SFC.

3.13.3 Each Proposer shall be required to provide a satisfactory irrevocable standby letter of credit in favor of the Company from a bank chartered in the United States to guarantee Proposer's payment of interconnection costs for all Company-Owned Interconnection Facilities in excess of the Total Estimated Interconnection Costs and/or all relocations costs in excess of Total Estimated Relocation Costs that are payable to Company as required and set forth in Attachment G to the RDG PPAs or the ~~Standard Form Contract~~ Mid-Tier SFC.

3.13.4 Proposers may be required to provide an irrevocable standby letter of credit in favor of the Company from a bank chartered in the United States in lieu of the required Source Code Escrow in an amount and as required and set forth in Attachment B to the RDG PPAs or ~~Standard Form Contract~~ Mid-Tier SFC.

Chapter 4: Evaluation Process and Evaluation Criteria

4.1 Proposal Evaluation and Selection Process

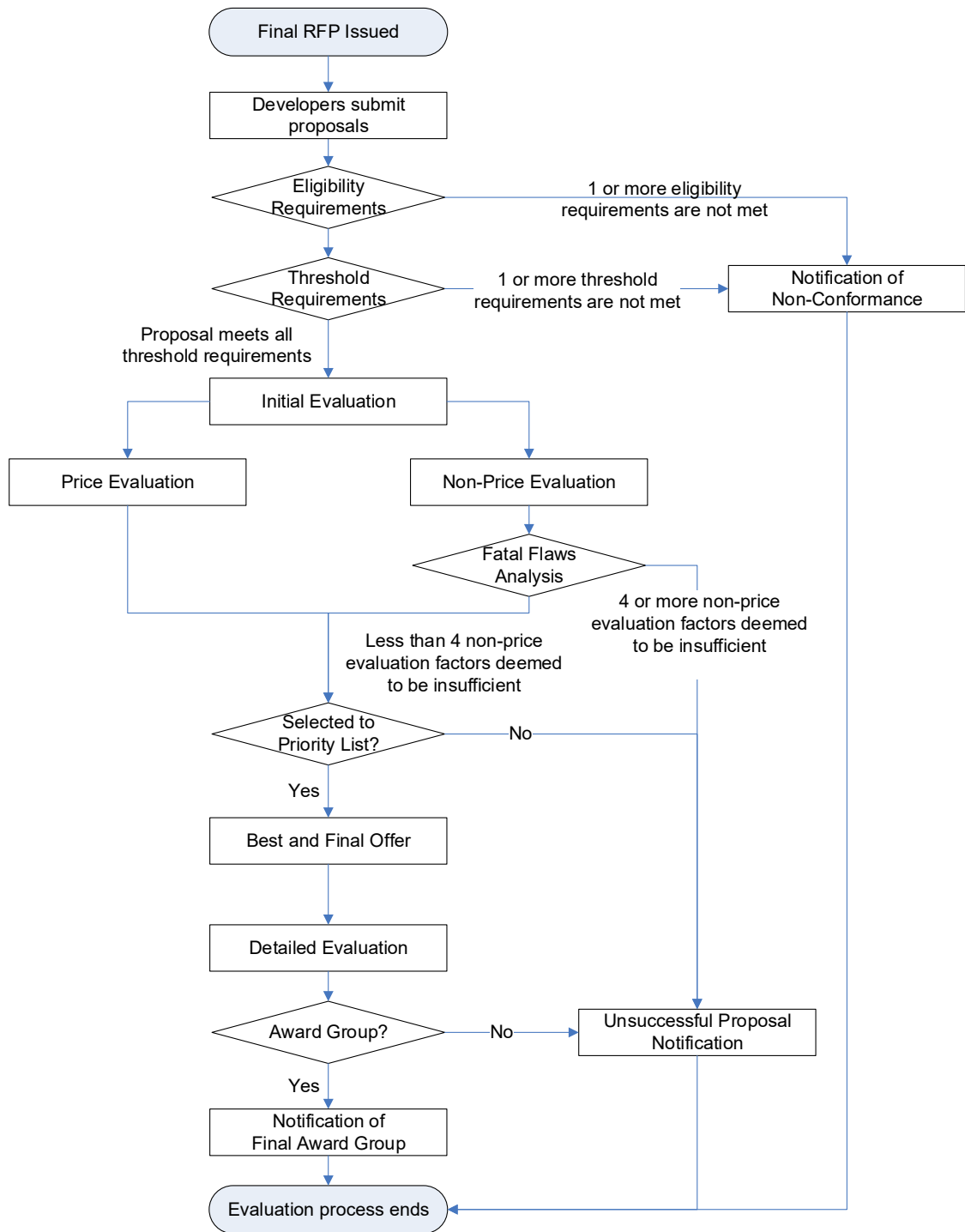
The Company will employ a multi-step evaluation process. Once the Proposals are received, the Proposals will be subject to a consistent and defined review, evaluation, and selection process. This Chapter provides a description of each step of the process, along with the requirements of Proposers at each step. Figure 1 sets forth the flowchart for the proposal evaluation and selection process.

Upon receipt of the Proposals, the Company will review each Proposal submission to determine if it meets the Eligibility Requirements and the Threshold Requirements. The Company, in coordination with the Independent Observer will determine if a Proposer is allowed to cure any aspect of its Proposal or whether the Proposal would be eliminated based on failure to meet either Eligibility or Threshold Requirements.¹² If a Proposer is provided the opportunity to cure any aspect of its Proposal, the Proposer shall be given three (3) business days to cure from the date of notification to cure.¹³ Proposals that have successfully met the Eligibility and Threshold Requirements will then enter a two-phase process for Proposal evaluation, which includes the Initial Evaluation resulting in the development of a Priority List, followed by the opportunity for Priority List Proposals to provide Best and Final Offers, and then a Detailed Evaluation process to arrive at a Final Award Group.

¹² As a general rule, if a Proposer does not include a requested document, inadvertently excludes minor information or provides inconsistencies in its information, it may be given a chance to cure such deficiency. If a Proposer fails to provide material required information in its Proposal and providing the Proposer an opportunity to cure is deemed by the Company, in consultation with the Independent Observer, as an unfair advantage to such Proposer, the Proposal could be classified as non-conforming and eliminated for failure to meet the Eligibility Requirements.

¹³ The initial request will be offered 3 business days to cure. Succeeding inquiries on the deficiencies will be offered cure periods deemed sufficient by the Company and Independent Observer.

Figure 1 – Evaluation Workflow



4.2 Eligibility Requirements Assessment

Upon receipt of the Proposals, each Proposal will be reviewed to ensure that it meets the following Eligibility Requirements.

- A Proposer is not eligible to participate in this RFP if the Proposer, its parent company, or an affiliate of the Proposer has:
 - defaulted on a current contract with the Company, or
 - had a contract terminated by the Company, or
 - any pending litigation with the Company.
- The Proposal including required uploaded files must be received on time via the Electronic Procurement Platform.
- The Proposal Fee must be received on or before the Proposal Due Date.
- The Proposal must not contain material omissions.
- The Proposal must be signed and certified by an officer or other authorized person of the Proposer.
- The Proposer must fully execute the CBRE NDA agreement and any other document required pursuant to this RFP.
- The Proposer must provide a Certificate of Vendor Compliance from the Hawai'i Compliance Express dated and issued within 60 days of the date of Proposal submission (a certificate of good standing from the State of Hawai'i Department of Commerce and Consumer Affairs and also federal and Hawai'i state tax clearance certificates for the Proposer may be substituted for the Certificate of Vendor Compliance).
- The Proposal must not be contingent upon changes to existing county, state, or federal laws or regulations.
- The proposed Project must be located on the island of Maui.
- Project must be 250 kW or larger.
- Projects interconnecting to a distribution circuit (12 kV or lower) must not exceed 3 MW.
- The ~~subscriber portion of the~~ Project must be dedicated to LMI subscribers Subscribers with a minimum of 60% dedicated to LMI Customers as described in Section 1.2.3.
- Project infrastructure and point of interconnection must be located outside the 3.2 feet sea level rise exposure area (SLR-XA) as described in the Hawai'i Sea Level Rise Vulnerability and Adaptation Report (2017), and not located within a Tsunami Evacuation Zone.
- Proposals must meet the grid-charging requirements of Section 1.2.1412.
- Proposals must specify a GCOD no later than December 31, 2025.
- Proposers shall agree to post Development Period Security and Operating Period Security as described in Section 3.13.

4.3 Threshold Requirement Assessment

Proposals that meet all the Eligibility Requirements will then be evaluated to determine compliance with the Threshold Requirements, which have been designed to screen out Proposals

that are insufficiently developed, lack demonstrated technology, or will impose unacceptable execution risk for the Company.

~~Proposers~~Proposals must provide explanations and contain supporting information demonstrating how and why ~~they believe~~ the Project ~~they are proposing~~proposed meets each of the Threshold Requirements. Proposals that fail to provide this information or meet a Threshold Requirement will be eliminated from further consideration upon concurrence with the Independent Observer.

The Threshold Requirements for this RFP are the following:

- **1. Site Control:** The Proposal must demonstrate that the Proposer has Site Control for all real property required for the successful implementation of a specific Proposal at a Site not controlled by the Company, including any Interconnection Facilities for which the Proposer is responsible. The need for a firm commitment is necessary to ensure that Proposals are indeed realistic and can be relied upon as the Company moves through the remainder of the RFP process. In addition, developmental requirements and restrictions such as zoning of the Site and the status of easements must be identified and will be considered in determining whether the Proposal meets the Site Control threshold.

To meet this Site Control requirement, Proposers must do one of the following:

- Provide documentation confirming (1) that the Proposer has an existing legally enforceable right to use and control the Site, either in fee simple or under leasehold for a term at least equal to the term of the RDG PPA or ~~Standard Form Contract~~Mid-Tier SFC (“Site Control”) as specified in the Proposer’s Proposal (taking into account the timelines set forth in this RFP for selection, negotiation, and execution of a RDG PPA or ~~Standard Form Contract~~Mid-Tier SFC and PUC approval as applicable), and (2) the applicable zoning for the Site and that such zoning does not prohibit the development of the Site consistent with the Proposal; or
- Provide documentation confirming, at a minimum, (1) that the Proposer has an executed binding letter of intent, memorandum of understanding, option agreement, or similar document with the land owner (a “binding commitment”) which sets forth the general terms of a transaction that would grant the Proposer the required Site Control, and (2) the applicable zoning for the Site and that such zoning does not prohibit the development of the Site consistent with the Proposal. The binding commitment does not need to be exclusive to the Proposer at the time the Proposal is submitted and may be contingent upon selection of the Proposal to the Final Award Group. If multiple Projects are provided a binding commitment for the same Site, the documents granting the binding commitments must not prevent the Company from choosing the Proposal that otherwise would have been selected.
- Government/Public Lands Only:- The above two bullet points may not be feasible where government or publicly-owned lands are part of the Site or are required for the successful implementation of the Proposal. In such a case, at a minimum the Proposer must provide a credible and viable plan, including

evidence of any steps taken to date, to secure all necessary Site Control for the Proposal, including but not limited to evidence of sufficient progress toward approval by the government agency or other body vested with the authority to grant such approval (as demonstrated by records of the agency). The Proposer will still be required, however, to demonstrate Site Control as required in the applicable RDG PPA or ~~Standard Form Contract~~ Mid-Tier SFC should the Proposal be selected to the Final Award Group.

- **2. Performance Standards:** The proposed Facility must be able to meet the performance attributes identified in this RFP and the Performance Standards identified in Section 2.1 of this RFP. Proposals should include sufficient documentation to support the stated claim that the Facility will be able to meet the Performance Standards. The Proposal should include information required to make such a determination in an organized manner to ensure this evaluation can be completed within the evaluation review period.
- **3. Proven Technology:** This criterion is intended as a check to ensure that the technology proposed is viable and can reasonably be relied upon to meet the objectives of this RFP. The Company will only consider Proposals utilizing technologies that have successfully reached commercial operations in commercial applications (i.e., a PPA) at the scale being proposed. Proposals should include any supporting information for the Company to assess the commercial and financial maturity of the technology being proposed.
- **4. Experience of the Proposer:** The Proposer, its affiliated companies, partners, and/or contractors and consultants on the Proposer's Project team must have experience in financing, designing, constructing, interconnecting, owning, operating, and maintaining at least one (1) electricity generation project, including all components of the project (i.e., storage or other attributes), similar in size, scope, technology, and structure to the Project being proposed by Proposer. The Company will consider a Proposer to have reasonably met this Threshold Requirement if the Proposer can provide sufficient information in its Proposal's RFP Appendix B Section 2.13 tables demonstrating that at least one member of the Proposer's team (identified in the Proposal) has specific experience in each of the following categories: -financing, designing, constructing, interconnecting, owning, operating, and maintaining projects similar to the Project being proposed.
- **5. Financial Compliance:-** The proposed Project must not cause the Company to be subject to consolidation, as set forth in Financial Accounting Standards Board ("FASB") Accounting Standards Codification Topic 810, Consolidation ("ASC 810"), as issued and amended from time to time by FASB. Proposers are required to state to the best of their knowledge, with supporting information to allow the Company to verify such conclusion, that the Proposal will not result in the Seller under the PPA being a Variable Interest Entity ("VIE") and result in the Company being the primary beneficiary of the Seller that would trigger consolidation of the Seller's finances on to the Company's financial statements under FASB ASC 810. The Company will perform a preliminary

consolidation assessment based on the Proposals received. The Company reserves the right to allow a Proposal to proceed through the evaluation process through selection of the Priority List and work with the Proposer on this issue prior to or during PPA negotiations. The Company has determined that for purposes of FASB ASC 842, a generation plus storage facility will be treated as two separate measurements of account. For accounting purposes, the energy storage portion (if applicable) will be treated as a lease, while the generation facility will not. As a result, no lease evaluation will be completed as part of the Proposal evaluation.

• **6. Community Outreach and Cultural Resource Impacts:** Gaining community support is an important part of a Project's viability and success. A comprehensive community outreach and communications plan ("Community Outreach Plan") is an essential roadmap that guides a developer as they work with various communities and stakeholders to gain their support for a Project. Proposers must include a Community Outreach Plan that describes the Proposer's commitment to work with the neighboring community and stakeholders and to provide them timely Project information during all phases of the Project. The Community Outreach Plan shall include, but not be limited to, the following information: Project description, community scoping (including stakeholders and community concerns), Project benefits, government approvals, development process (including Project schedule), and a comprehensive communications plan.

7. Cultural Resource Impacts: Proposers need to ~~also~~ be mindful of the ~~Projects'~~Project's potential impacts to historical and cultural resources. Proposers ~~shall~~must identify: the (1) valued cultural, historical, or natural resources and cultural resources, practices, and beliefs located within the area in question, including the potentially affected area; extent to which traditional and customary native Hawaiian rights are exercised in the impact of area; (2) the Project on extent to which those resources – including traditional and customary native Hawaiian rights – will be affected or impaired by the proposed action; and (3) the feasible actions, if any, to be taken to reasonably protect the any identified cultural, historical, or natural resources in the area in question, and cultural resources, practices, the reasonable protection of traditional and beliefs identified. customary native Hawaiian rights in the affected area. Also, Proposers ~~should~~must have already contracted with a consultant with expertise in this field to begin a cultural impact assessment for the Project.

4.4 Initial Evaluation – Price and Non-Price Analysis

Proposals that meet both the Eligibility and Threshold Requirements are Eligible Proposals which will then be subject to a price and non-price assessment. Two teams have been established to undertake the Proposal evaluation process: a Price Evaluation Team and Non-Price Evaluation Team. The results of the price and non-price analysis will be a relative ranking and scoring of all Eligible Proposals. Price-related criteria will account for fifty-one percent (51%) of the total score and non-price-related criteria will account for forty-nine percent (49%) of the total score. The non-price criteria and methodology for applying the criteria are explained in Section 4.4.2.

The Company will employ a closed-bidding process for this solicitation in accordance with Part IV.H.3 of the Framework where the price and non-price evaluation models to be used will not be provided to Proposers. However, the Company will provide the Independent Observer with all necessary information to allow the Independent Observer to understand the evaluation models and to enable the Independent Observer to observe the entire analysis to ensure a fair process.

4.4.1 Initial Evaluation of the Price Related Criteria

For the initial price analysis, an avoided cost screening approach will be used to rank proposals. Using the forecast and planning assumptions developed for the Company's Integrated Grid Planning process and evaluation methodology proposed in the Solution Evaluation & Optimization Working Group, a resource portfolio will be developed using a capacity expansion model to identify proxy resources that serve the grid needs and inform their marginal avoided costs. For each Proposal, the avoided cost of each grid ~~needs~~service would be multiplied by the expected ability of the Proposal to provide that service or others, and summed across the services to determine the potential benefit of the Proposal. The benefit would then be reduced by the Proposal cost and normalized by the Net Energy Potential ("NEP") provided in the Proposal to calculate a Levelized Benefit ("LB") (\$/MWh).

The Company will conduct the comparative evaluation and award evaluation points to Proposals in accordance with the relative ranking based on LB. The Eligible Proposal with the highest LB will receive 510 points. All other Eligible Proposals will receive points based on a proportionate reduction using the percentage by which the Eligible Proposal's LB is lower than the highest LB. For example, if a Proposal's LB is ten percent (10%) lower than the highest LB, the Proposal will be awarded 459 points (that is, 510 points less 10%). The result of this assessment will be a ranking and scoring of the Proposals.

4.4.2 Initial Evaluation of the Non-Price Related Criteria

For the non-price analysis, each Proposal will be evaluated on each of the ~~ten~~(12) non-price criteria categories set forth below:

1. Community Outreach ~~and Cultural Resource Impacts~~
2. State of Project Development and Schedule
3. Performance Standards
4. Locational Value: Non-Wires Alternative (NWA) and Community Resilience
5. Commitment to Residential Subscriber Participation
- ~~5-6.~~ CBRE Program
- ~~6-7.~~ Environmental Compliance and Permitting Plan
- ~~7-8.~~ Experience and Qualifications
- ~~8-9.~~ Financial Strength and Financing Plan
- ~~9-10.~~ RDG PPA Contract Exceptions Proposed Modifications
- ~~10-11.~~ Guaranteed Commercial Operations Date
- ~~12.~~ Cultural Resource Impacts

Each of the first ~~five~~six criteria – Community Outreach ~~and Cultural Resource Impacts~~, State of Project Development and Schedule, Performance Standards, Locational Value: NWA and Community Resilience, Commitment to Residential Subscriber Participaton and CBRE Program – will be weighted twice as heavily as the others to reflect the impact these categories have to achieve a successful and timely procurement. The non-price criteria are generally scored on a scale of 1 (poor) to 5 (highly preferable). A score of 3 means that a Proposal meets the minimum standard for that criteria.

The total non-price score will be the sum of the scores for each of the individual non-price criteria. The Company will then award non-price evaluation points in accordance with the relative ranking of scores within each evaluation category. The Proposal in each evaluation category with the highest total non-price score will receive 490 points, and all other Proposals will receive points equal to the Proposal's score divided by the top score, multiplied by 490.

During the non-price criteria evaluation, a fatal flaws analysis will also be conducted such that any Proposal that is deemed not to meet the minimum standards level for four (4) or more non-price criteria will be disqualified given that the Proposal has failed to meet a majority of non-price factors that are indicative as to the general feasibility and operational viability of a proposed Project. ~~The Locational Value: NWA and Community Resilience non~~Non-price criteria number 4, 5, and 11 above will be excluded from the fatal ~~flaw~~flaws analysis.

The ~~Companies'~~Company's evaluation of the non-price criteria will be based on the materials provided by a Proposer in its Proposal. Acceptance of any Proposal into the Final Award Group shall not be assumed or construed to be an endorsement or approval that the materials provided by Proposer are complete, accurate or in compliance with applicable law. The ~~Companies assume~~Company assumes no obligation to correct, confirm or further research any of the materials submitted by Proposers. Proposers retain sole responsibility to ensure their Proposals are accurate and in compliance with all laws.

The non-price criteria are:

1. ~~Community Outreach and Cultural Resource Impacts~~ – Gaining community support is an important part of a Project's viability and success. An effective Community Outreach Plan will call for early meaningful communications with stakeholders and will reflect a deep understanding and respect for the community's desire for information to enable them to make informed decisions about future projects in their communities. Therefore, Proposals will be evaluated on the quality of the Community Outreach Plan to inform the Project's impacted communities. ~~Proposers need to also be mindful of the Project's potential impacts to historical and cultural resources.~~

Proposals should include a Community Outreach Plan that describes the Proposer's commitment to work with the neighboring community and stakeholders and to provide timely Project information during project development, construction and operation. The Community Outreach Plan shall include, but not be limited to the following:

- 1) Project description. A thorough description including a map of the location of the Project. This information will help the community understand the impact that the Project may have on the community.
- 2) Community scoping. Identify stakeholders (individuals, community leaders, organizations), community issues and concerns, and community sentiment.
- 3) Project benefits. An explanation of the need for the Project. This will help the community to understand how the Project might benefit their community.
- 4) Government approvals. Required government permits and approvals, public hearings and other opportunities for public comment. This information will help the community to understand the level of public scrutiny and participation that might occur for the Project and the opportunities to provide public comments.
- 5) Development process. A Project schedule that identifies key milestones will facilitate the community's understanding of the development process.
- 6) Communications Plan. A communications plan including a detailed community outreach schedule that will keep the affected communities and stakeholders informed about the Project's outreach efforts during early Project development period through construction and operations.

Preference will be given to Proposers who have already identified established contacts to work with the local community, have used community input to incorporate changes to the final design of the Project and mitigate community concerns, have proposed a community benefits package (including details of the community recipients and benefits package), or have community consultants as part of the Project team doing business in Hawai'i that have successfully worked with communities in Hawai'i on the development of two or more energy projects or projects with similar community issues. These criteria are aligned with the ~~Companies' Company's~~ community engagement expectation whereby all developers will be required to engage in community outreach prior to signing a PPA with the ~~Companies Company~~. This process is also outlined in RFP Section 5.3. Further information and ~~details instructions~~ regarding expectations for the Community Outreach Plan are included as Attachment 4, ~~Attachment 5~~, and ~~Attachment 6~~ to Appendix B.

~~—Proposers need to also be mindful of the Projects' potential impacts to historical and cultural resources. Proposers shall identify: the historical resources and cultural resources, practices, and beliefs located within the potentially affected area; the impact of the Project on those resources; and the feasible actions, if any, to be taken to reasonably protect the historical resources and cultural resources, practices, and beliefs identified. Also, Proposers should have already contracted with a consultant with expertise in such field to begin a cultural impact assessment for the Project. Preference will be given to Proposals that are further along in the assessment process and are able to provide a mitigation/action plan or are able to provide a date for when a mitigation/action plan will be available that addresses any identified cultural resource issues.~~

2. **State of Project Development and Schedule** – Projects that are further along in development generally have lower project execution risk and a greater probability of being able to be successfully placed into service prior to the GCOD (specifically identified in each Proposal). At a minimum, Projects should demonstrate how they plan to capture any ITC

safe harbor and reach their GCOD specified, including identification of risks and schedule assumptions. (Schedules must identify the IRS completion date and PUC approval dates assumed.) Proposals should also demonstrate, via a detailed critical path schedule, that there is a high likelihood that the Project will be able to reach commercial operations as specified. Proposals shall include a Gantt chart that clearly illustrates the overall schedule and demonstrates achievement of any ITC safe harbor, if applicable, and commercial operations by their specified GCOD. The Gantt chart shall include task durations and dependencies, identify tasks that will be fast tracked, and identifies slack time and contingencies. This criterion will also look at the high-level Project costs set forth in the Proposal including: costs for equipment, construction, engineering, Seller-Owned Interconnection Facilities, Company-Owned Interconnection Facilities, land, annual O&M, the reasonableness of such costs and the assumptions used for such costs. Project costs that do not appear reasonable for a project of the size proposed may result in a lower ranking for this criterion if the Company reasonably determines that the cost information is unrealistic based on prior experience in the market which may result in a risk that the Project can be built on time and for the price proposed by the Proposer. The Company reserves the right to discuss any cost and financial information with a Proposer to ensure the information provided is accurate and correct.

•**3. Performance Standards:** The proposed Facility must be able to meet the performance attributes identified in this RFP and the Performance Standards identified in the RDG PPA or the ~~Standard Form Contract~~Mid-Tier SFC. The Company will review the Proposal information received, including design documents and operating procedures materials provided in the Proposal, and evaluate whether the Project as designed is able to meet the Performance Standards identified in the RDG PPA or ~~Standard Form Contract~~Mid-Tier SFC and in this RFP. At a minimum, in addition to meeting the Performance Standards, the ~~Proposals~~Proposal should include sufficient documentation, provided in an organized manner, to support the stated claim that the Facility will be able to meet the Performance Standards. The Proposal should include information required to make such a determination in an organized manner to ensure this evaluation can be completed on a timely basis. Preference will be given to Proposals that provide detailed technical and design information showing how each standard can be met by the proposed Facility. Preference will also be provided on facilities that offer additional capabilities (e.g., Black-Start, Grid-Forming).

•**4. Locational Value: Non-Wires Alternative and Community Resilience: –** The Company has identified areas on the grid where the siting of a CBRE ~~project~~Project would support grid needs and non-wire alternatives and/or community resilience. Non-wires alternatives have been identified for areas with grid needs. For Projects to support community resilience, storage with grid-forming and black start capability is needed ~~in areas identified with potential microgrids or critical customers/facilities following a disruption in service.~~ Proposals should provide a description of the critical infrastructure or community resilience hubs in proximate location to the proposed Project site that could benefit from the islanding capabilities of the proposed Project. Proposers are encouraged to and will be scored more favorably for locating projects in the following:

- Areas where the grid needs that are identified in Appendix O have a higher certainty rating

- Areas with identified community resilience that are more vulnerable to extended outages are:

Table 2: Community Resilience

~~[DRAFTING NOTE: Community resilience areas to be identified in prior to Final submittal]~~

Maui County: Hana

5. Commitment to Residential Subscriber Participation – Proposals will be evaluated on the stated commitments of the Project’s Subscriber Organization to residential Subscribers. All residential Subscribers must be LMI Customers. At a minimum, Subscriber Organizations will be required to set aside 60% of the Project’s capacity for residential Subscribers. Proposers that commit to reserving a portion larger than 60% of their Project capacity for residential Subscribers will be given more favorable scoring.

3.6. CBRE Program: Proposals will be evaluated on several facets of the CBRE program being proposed.

~~1. Program Offering: LMI customer participation in almost all program offerings has been historically very difficult to achieve. LMI customers are often struggling to meet basic needs and have little or no access to capital. —~~ Proposals will be evaluated to give preference to program offerings that are most likely to succeed with and provide the most benefits to LMI customers in particular and residential customers in general and LMI Customers. Financing options, upfront fees, payment over time, public funding options, and other creative approaches that have shown success in the LMI and residential market will be preferred along with programs that offer higher expected customer LMI Customer level savings, favorable payback periods and mechanisms, customer protections, and other customer LMI Customer benefits. In addition, Proposals shall describe the extent to which LMI Subscribers will be financially responsible for the Facility’s underperformance.

~~2. Marketing and Outreach Plans:~~ Proposals will be evaluated on the proposed strategies and methods to overcome known barriers to encourage LMI Customer and potential LMI Anchor Tenant participation, as well as the Proposer’s plan to educate, inform, and stimulate the market in order to achieve their target levels of participation of LMI and residential customers. Efforts may include community or community organization partnerships. Proposers must include details on Direct-to-consumer marketing strategies would need to provide details on on how the subscriber organization Subscriber Organization will reach the traditionally hard-to-reach LMI market. Customers.

~~3. Subscriber Retention:~~ Proposals will also be assessed on the stated plans to acquire and retain a market that is historically less financially and socially stable than more upscale affluent residential markets, including how turnover and churn will be handled as well as how participation targets will be maintained among a potentially less stable market segment.

~~4.~~ **Program Experience:** ~~Consideration~~Proposals will also be ~~given to~~evaluated on Proposers ~~that have demonstrated~~documented success in ~~the past with~~ reaching and retaining participation of LMI and residential customers in other community-based renewable energy programs.

4.7. Environmental Compliance and Permitting Plan – This criterion relates to the potential (short- and long-term) environmental impacts associated with each project, the quality of the plan offered by the Proposer to mitigate and manage any environmental impacts (including any pre-existing environmental conditions), and the plan of Proposers to remain in environmental compliance over the term of the contract. These impacts are reflected on a technology-specific basis. Completing any necessary environmental review and obtaining the required permitting in a timely manner is also important and Proposals will be evaluated on their plan to identify, apply for, and secure the required permits for the Project, any permitting activity that has been completed to date, including having initial discussions with ~~the applicable regulating agencies such as~~ U.S. Fish and Wildlife and the State of Hawai‘i Department of Land and Natural Resources’ Division of Forestry and Wildlife, ~~to the extent applicable,~~ prior to submitting a Proposal, and the degree of certainty offered by the Proposer in securing the necessary permits.

At a minimum, proposed Projects should be expected to have minimal environmental impact for most areas and Proposals should provide a comprehensive plan to mitigate the identified potential or actual significant environmental impacts to remain in environmental compliance. The proposed mitigation plans should be included in the Project timeline. Preference will be given to Proposals that provide a more detailed plan as well as those that have proactively taken steps to mitigate potential environmental impacts.

Also, this criterion requires that, at a minimum, Proposers should have identified, and disclosed in their Proposal(s), all major permits, approvals, appurtenances and entitlements (including applicable access, rights of way and/or easements) (collectively, the “permits”) required and have a preliminary plan for securing such permits. Preference will be given to Proposals that are able to provide a greater degree of certainty that its plan to secure the required permits is realistic and achievable, or have already received all or a majority of the required permits. The Proposer should disclose all identified (a) discretionary permits required, i.e., those requiring public or contested case hearings and/or review and discretionary approval by an appropriate government agency and (b) ministerial ~~permits required, i.e., those requiring the submission of documents or other ministerial~~ conditions without discretionary approval conditions. In all cases, the Proposer must provide a credible and viable plan to secure all necessary and appropriate permits necessary for the project. For example, if the project is located within an agricultural district, the Proposer shall provide evidence of Proposer’s verification with the appropriate government agency that the project complies with HRS Section 205-2 and Section 205-4.5, relating to solar energy facilities placed on agricultural land, provided, however that where a special use permit (under Section 205-6), exemption (under Section 205-6), or amendment to land use district boundary lines (under Section 205-4) is required to secure such compliance, Proposer shall identify the need for such permit, exemption or amendment and provide a list of required prerequisites and/or conditions and a realistic timeline necessary to obtain such permit, exemption or amendment

satisfactory for Proposer to still meet its designated ~~GCOD~~Guaranteed Commercial Operations Date.

•**8. Experience and Qualifications** – Proposals will be evaluated based on the experience of the Proposer in financing, designing, constructing, interconnecting, owning, operating, and maintaining projects (including all components of the project) of similar size, scope and technology. At a minimum, Proposals must show via the table format specified in RFP Appendix B Section 2.13 that at least one (1) member must have specific experience in each of the following categories: -financing, designing, constructing, interconnecting, owning, operating, and maintaining at least one electricity generation project including all components of the project similar to the Project being proposed. -Preference will be given to Proposers with experience in successfully developing multiple projects that are similar to the one being proposed and/or that have prior experience successfully developing and interconnecting a utility scale project to the Company’s System.

5.9. Financial Strength and Financing Plan – This criterion addresses the comprehensiveness and reasonableness of the financial plan for the Project as well as assesses the financial strength and capability of the Proposer to develop the Project. A complete financial plan addresses the following issues: Project ownership, capital cost and capital structure, sources of debt and equity, and evidence that credit-worthy entities are interested in financing the Project. The financial strength of Proposers or their credit support providers will be considered, including their credit ratings. The financing participants are expected to be reasonably strong financially. Developers and their sources of capital that have investment grade credit ratings from a reputable credit rating agency (S&P, Moody’s, Fitch) will also be given preference, with those that have higher credit ratings ranked higher.

6.10. RDG PPA Contract Proposed Modifications – Proposers are encouraged to accept the contract terms identified in the model ~~agreements~~RDG PPA in ~~their~~its entirety in order to expedite the overall RFP process and potential contract negotiations. Proposers who accept the model ~~agreements~~RDG PPA without edits or utilize the ~~Standard Form Contract~~Mid-Tier SFC, which is non-negotiable and cannot be marked up as part of their Proposal, will receive a higher score and will be the only proposals that can achieve the highest scoring for this non-price evaluation- ~~criterion~~. Technology-specific or operating characteristic-required modifications, with adequate explanation as to the necessity of such modifications, will not jeopardize a project’s ability to achieve the highest score. Proposers who elect to propose modifications to the model agreements shall provide a Microsoft Word red-line version of the applicable document identifying specific proposed modifications to the model agreement language, as well as a detailed explanation and supporting rationale for each modification. General comments without proposed alternate language, drafting notes without explanation or alternate language, footnotes such as “parties to discuss,” or a reservation of rights to make additional modifications to the model agreements at a later time are unacceptable, will be considered unresponsive, and will result in a lower score. See also Section 3.8. The Company and Independent Observer will evaluate the impact that the proposed modifications will have on the overall risk assessment associated with the evaluation of each Proposal.

11. Guaranteed Commercial Operations Date: – Proposers that are able to design for and commit to an earlier GCOD will be given more favorable scoring. Proposers will be held to the ~~Guaranteed Commercial Operations Date~~GCOD identified in their Proposal. The GCOD will be a Guaranteed Milestone and will be inserted without amendment into the RDG ~~PPAs~~PPA or ~~Standard Form Contract~~Mid-Tier SFC, as applicable.

12. Cultural Resource Impacts – Proposers need to be mindful of the Project’s potential impacts to historical and cultural resources. Proposers should have identified (1) valued cultural, historical, or natural resources in the area in question, including the extent to which traditional and customary native Hawaiian rights are exercised in the area; (2) the extent to which those resources – including traditional and customary native Hawaiian rights – will be affected or impaired by the proposed action; and (3) the feasible action, if any, to be taken to reasonably protect any identified cultural, historical, or natural resources in the area in question, and the reasonable protection of traditional and customary native Hawaiian rights in the affected area.

Also, Proposers should have already contracted with a consultant with expertise in this field to begin a cultural impact assessment for the Project. Proposals will be evaluated on the Proposer’s plan and commitment to addressing cultural resource impacts on their Project, if any. Therefore, in order to be evaluated for this criterion, Proposers should, at least, provide the following documentation, as applicable: 1) Proposer’s or its consultant’s experience with cultural resource impacts on past projects; 2) the status of their cultural impact assessment plan. Proposals will be evaluated on the extent to which their cultural impact assessment plan has been developed, and preference will be given to Proposals that are further along in the assessment process, including but not limited to, whether a mitigation/action plan has been provided that addresses any identified cultural resource issues, or a date for when such a plan will be available has been identified, or any portions of such plan have been completed.

7.

4.5 Selection of a Priority List

At the conclusion of both the price and non-price analysis, a total score will be calculated for each ~~Eligible~~Proposal using the 51% price-related criteria / 49% non-price-related criteria weighting outlined above. The price and non-price analysis, and the summation of both price and non-price scores described above, will result in a ranking of Proposals.

The Company will determine a Priority List from the highest scoring Proposals. The ~~Companies~~Company will develop the Priority Lists in consultation with the Independent Observer. The ~~Companies reserve~~Company reserves the right, in consultation with the Independent Observer, to limit the projects allowed for further consideration in the initial evaluation to projects that fall within 15% of the highest Levelized Benefit. Selection to the Priority List does not assure an eligible Project’s inclusion in the selection of the Final Award Group.

4.6 Best and Final Offer (BAFO)

4.6.1 The Company will solicit a Best and Final Offer from Proposers selected to the Priority List. Proposers selected to the Priority List will have the opportunity to update

(downward only)¹⁴ the pricing elements in their Proposal in order to improve the competitiveness of their Proposal prior to being further assessed in the Detailed Evaluation phase. At this point in the process, updates may only be made to the following pricing elements:

- Lump Sum Payment (\$/year) amount
- (For Wind Projects Only) Price for Purchase of Electric Energy (\$/MWh) amount. Payment for delivery of net energy sourced from the variable generation resource (for wind projects only). No Energy Payment will be provided for any energy delivery that is sourced originally from the grid (Company's System).

Proposers will not be allowed to increase their price¹⁵ but may elect to maintain the same pricing submitted in their original Proposal. Proposers will not be allowed to make any other changes to their Proposal during the Best and Final Offer.

- 4.6.2 If a Proposer does not propose improvements to their pricing elements during the Best and Final Offer solicitation, the original Proposal pricing elements will be deemed its Best and Final Offer.¹⁶

4.7 Detailed Evaluation

The Best and Final Offers of the Priority List Proposals will be further assessed in the Detailed Evaluation to identify the Proposals selected to the Final Award Group.

The detailed evaluation process will consist of assessment of combinations of Proposals from the Priority List. A capacity expansion model will use the same assumptions as in the Initial Evaluation but replace the generic resource costs and performance characteristics with the specific costs and performance characteristics of the Projects. Due to computational limitations, all Proposals from the Priority List may not be evaluated simultaneously. The ranking developed in the Initial Evaluation can be used to screen the Proposals in the Detailed Evaluation to those that provide the highest potential benefit to the system. A production simulation model will then be used to provide a feasibility check on the final resource portfolio of Projects.

The evaluation will evaluate the benefits and costs of integrating the Project or combination of Projects onto the Company's System which includes:

1. The cost to dispatch the Project or combination of Projects and the energy and storage purchased;

¹⁴ Proposers will only be allowed to adjust pricing elements downward. No upward adjustment to the pricing elements will be permitted or considered. All other characteristics of the Proposal and Facility capabilities must remain valid and unchanged (e.g., NEP, GCOD, etc.)

¹⁵ Proposers will not be allowed to increase the pricing in their Proposals to address interconnection and/or system upgrade costs or for any other reason.

¹⁶ The Company reserves the right, in consultation with the Independent Observer, to adjust the parameters of the BAFO, in the unlikely event that system needs have evolved in a way that the Proposals received do not fully address.

2. The fuel cost savings (benefits) and any other direct savings (IPP savings from dispatchable fossil fuel savings, where applicable) resulting from the displacement of generation by the Priority List Proposals, including consideration of round-trip efficiencies for facilities with storage;
3. The estimated increase (or decrease) in operating cost, if any, incurred by the Company to maintain system reliability; and
4. The cost of imputed debt, if applicable.

As noted, the Company will take into account the cost of rebalancing its capital structure resulting from any debt or imputed debt impacts associated with each Proposal (including any costs to be incurred by the Company, as described above, that are necessary in implementing the Proposal). The Company proposes to use the imputed debt methodology published by S&P that is applicable to the Proposal being evaluated. S&P views long-term PPAs as creating fixed, debt-like financial obligations that represent substitutes for debt-financed capital investments in generation capacity. By adjusting financial measures to incorporate PPA-fixed obligations, greater comparability of utilities that finance and build generation capacity and those that purchase capacity to satisfy new load are achieved.

During the Detailed Evaluation and before the Proposals advance to the Final Award Group, the Company will perform load flow analyses to determine if certain Projects or combinations of Projects introduce circuit constraints that will factor into the selection process. This is to address the possibility that even though sufficient line capacity was identified for an individual Project, Projects on separate or same circuits that are in close proximity with each other could introduce additional circuit constraints. The Company reserves the right, in consultation with the Independent Observer, to allow minor modifications (i.e., downsize project) to a Proposal to avoid such additional constraints. If such modification resulted in a reduced size of the Facility, the pricing proposed would also need to be revised. Under no circumstances would a Proposer be allowed to increase their price as a result of such minor modification.

Also in the Detailed Evaluation, other factors will be validated to ensure that the final combination of Projects provides the contemplated benefits that the Company seeks. The Company will evaluate the collateral consequences of the implementation of a combination of Projects, including consideration of the geographic diversity, resource diversity, interconnection complexity, and flexibility and latitude of operation control of the Projects.

The Company may assess additional combinations of Projects if requested by the Independent Observer and if the time and capability exist to perform such analyses.

Projects interconnecting to distribution circuits may be subject to the Technical Review process of Rule 14H. The CompaniesCompany may consider a Project's performance through this process in the Detailed Evaluation.

4.8 Selection of the Final Award Group

Based on the results of the Detailed Evaluation and review of the results with the Independent Observer, the Company will select a Final Award Group. Projects selected to the Final Award Group that are 250 kW or greater, up to and including 2.5 MW in size will execute a ~~Standard Form Contract~~Mid-Tier SFC with the Company in the form of Appendix L or Appendix N. Projects larger than 2.5 MW will enter into RDG PPA (in the form of Appendix K or Appendix M) negotiations. All Proposers will be notified at this stage of the evaluation process whether their Proposal is included in the Final Award Group.

Selection to the Final Award Group and/or entering into contract negotiations does not guarantee execution of a PPA.

Further, if at any time during the evaluation process it is discovered that a Proposer's Proposal contains incorrect or misrepresented information that havehas a material effect on any of the evaluation processes, including selection of the Priority List or the Final Award Group, the Company reserves the right, at any time prior to submission of the PPA Application with the PUC ~~application~~, in consultation with the Independent Observer, to disqualify the Proposer from the RFP. If discovery of the incorrect or misrepresented information is made after the Company has filed its PUC application for approval of the PPA with the Proposer, the Company will disclose the incorrect or misrepresented information to the PUC for evaluation and decision as to whether such Proposer should be disqualified and the Company's application dismissed.

Following any removal of a proposal from the Final Award Group, either by disqualification noted immediately above, or via any other removal or withdrawal of a proposal, including failure to reach agreement to the PPA, the Company, taking into consideration the timing of such removal and the current status of the Company's needs under the RFP, in consultation with and concurrence from the Independent Observer, will review the Priority List to determine (1) if another proposal should be added to the Final Award Group; or (2) if the remaining proposals in the Final Award Group should remain unchanged.

Chapter 5: Post Evaluation Process

5.1 Project Interconnection Process

5.1.1 Interconnection Modeling Process

For all projects greater than or equal to 1 MW in size (regardless of whether an IRS is required), a complete package of Project Interconnection Data Request worksheets, Project single line diagram(s), models for equipment and controls, list(s) to clearly identify the components and respective files (for inverters and power plant controller), and complete documentation with instructions shall be submitted with each Proposal within 30 days after selection to the Final Award Group. See Section 2.11.1 of Appendix

B. PSSE Generic models, PSSE User models, and ASPEN models shall be configured to represent all of the functional equipment with settings in place to comply with the Company's performance requirements. These must be checked for functionality by the Proposer or its vendors and consultants prior to submission to the Company. Similar and fully accurate PSCAD models shall be submitted in a condition that complies with the PSCAD modeling guidelines provided by the Company. Overlaid validation plots of PSSE Generic models, PSSE User models, and PSCAD models shall be submitted as described in the Project Interconnection Data Request worksheets to ensure compatible responses from each model.

If the Company determines that an IRS is not required, the Company will provide an Interconnection Modeling Letter Agreement for each selected project greater than or equal to 1 MW in size, with a statement of required deposit for individual work for: (a) a technical model checkout for each project, and (b) any considerations that are specific to a particular project and location. After proposals and models are submitted, the Company will inspect the data packages for general completeness. For any incomplete submissions, a list of missing or non-functional items will be provided. Proposers will be given 15 Days to resolve data and modeling deficiencies. The Company, in consultation with the Independent Observer, may remove Proposals if their submission requirements are deemed incomplete for the lack of requested models and validation plots.

The technical model checkouts will be conducted first. Upon identification of any functional problems or deficiencies, corrective action shall be taken immediately and on an interactive basis so that the problems or deficiencies can be resolved within 15 Days, including re-submission of data and updated models, or the Project shall be deemed withdrawn. At the discretion of the Company and provided that there is a demonstration of good faith action to minimize delay that would affect the schedule, a second round of model checkout and problem solving may proceed. Thereafter, any notice that a Project is deemed withdrawn for lack of completeness shall be final. Subject to consultation with the Independent Observer, failure to provide all requested material within the time(s) specified, or changes to the data provided after the due date(s), shall result in elimination from consideration.

5.1.2 Interconnection Requirements Study Process

The Detailed Evaluation process or Appendix III of Rule 14H shall determine the need for an IRS. Upon notification of selection to the Final Award Group, and subject to Rule 14H, the Company will provide an IRS Letter Agreement (in lieu of an Interconnection Modeling Letter Agreement) for each selected project that will require an IRS, with a statement of required deposit for individual and prorated work as part of an IRS Scope for: 1) a System Impact Study that will involve (a) technical model checkout for each project, (b) any considerations that are specific to a particular project and location, and (c) system impact analyses of the projects as a group; and 2) a Facilities Study that includes the Interconnection cost and schedule, including cost of any required system upgrades. After proposals and models are submitted within 30 days after selection to the Final Award Group, the Company will inspect the data packages for general completeness. For any incomplete submissions, a list of missing or non-functional items

will be provided. Proposers will be given 15 Days to resolve data and modeling deficiencies. The Company, in consultation with the Independent Observer, may remove Proposals if their submission requirements are deemed incomplete for the lack of requested models and validation plots.

The technical model checkouts will be conducted first. Upon identification of any functional problems or deficiencies, corrective action shall be taken immediately and on an interactive basis so that the problems or deficiencies can be resolved within 15 Days, including re-submission of data and updated models, or the Project shall be deemed withdrawn. At the discretion of the Company and provided that there is a demonstration of good faith action to minimize delay that would affect the schedule, a second round of model checkout and problem solving may proceed. Thereafter, any notice that a Project is deemed withdrawn for lack of completeness shall be final. Subject to consultation with the Independent Observer, failure to provide all requested material within the time(s) specified, or changes to the data provided after the due date(s), shall result in elimination from consideration.

Proposers shall be responsible for the cost of the IRS, under separate agreements for the System Impact Study and the Facilities Study. The overall IRS will provide information including, but not limited to, an estimated cost and schedule for the required Interconnection Facilities for a particular Project and any required mitigation measures. Proposers will be responsible for the actual final costs of all Seller-Owned Interconnection Facilities and Company-Owned Interconnection Facilities. Upon reviewing the results of the IRS, Detailed Evaluation, or Technical Review process, if required, pursuant to Rule 14H, Appendix III, Proposers will have the opportunity to declare the RDG PPA or Standard Form Contract Mid-Tier SFC null and void in the event that the estimated interconnection costs and schedule for the Project are higher than what was estimated in the Project Proposal. See Section 12.4 of the RDG PPA.

5.2 Contract Negotiation Process

Within five (5) business Days of being notified by the Company of its intent to enter into contract negotiations or execute a Standard Form Contract Mid-Tier SFC, Proposers selected for the Final Award Group will be required to indicate, in writing to the Company's primary contact for this RFP, whether they intend to proceed with their Proposals. Proposers who elect to remain in the Final Award Group will be required to keep their Proposal valid through the award period. Contract negotiations will take place in parallel with the IRS process. The Company intends to execute and file the PPA with the PUC for approval and later amend the PPA to include the results of the IRS.

5.3 Community Outreach and Engagement

The public meeting and comment solicitation process described in this Section and Section 29.21 of the PPA (Community Outreach Plan) and Section 28 of the Mid-Tier SFC (Community Outreach) do not represent the only community outreach and engagement activities that can or should be performed by a Proposer.

The Company will publicly announce the Final Award Group no more than 5 business days after the notification is given to Proposers who are selected to the Final Award Group. Selected Proposers shall not disclose their selection to the public before the Company publicly announces the Final Award Group selection.

On the next business day after the Company notifies a Proposer they were selected, each Proposer shall provide the Company with links to their Project website, which the Company will post on the Company's website. Each Proposer will launch a Project website that will go-live on the day the Company publicly announces the Final Award Group selection. Information on what should be included on the Project website is identified in Appendix B, Attachment 4.

Within 5 business days of notification of selection to the Final Award Group, Proposers must provide the Company with an updated comprehensive Community Outreach Plan to work with and inform neighboring communities and stakeholders and to provide them timely information during all phases of the Project. The Community Outreach Plan shall include but not be limited to the following information: Project description, Project stakeholders, community concerns and Proposer's efforts to address such concerns, Project benefits, government approvals, Project schedule, and a comprehensive communications plan. The Proposer's Community Outreach Plan shall be a public document identified on the Proposer's Project website and made available to the public upon request. As an option, Proposers may provide their updated Community Outreach Plan and website information to the Company for review and feedback. If provided at least 30 days prior to the dates required, the Company will endeavor to review such information and provide feedback on the information before it is made available to the public. Details on the Community Outreach Plan can be found in Appendix B, Attachments 4, and 5, and 6.

Prior to the execution date of the PPA, Proposers shall also host a public meeting in the community where the proposed Project is to be located for community and neighborhood groups in and around the vicinity of the Project Site that provided the neighboring community, stakeholders and the general public with: (i) a reasonable opportunity to learn about the proposed Project; (ii) an opportunity to engage in a dialogue about concerns, mitigation measures, and potential community benefits of the proposed Project; and (iii) information concerning the process and/or intent for the public's input and engagement, including advising attendees for projects greater than 2.5 MW in size that they will have thirty (30) calendar days from the date of said public meeting to submit written comments to Company and/or Proposer for inclusion in the Company's submission to the PUC of its application for a satisfactory PUC Approval Order. for Projects greater than 2.5 MW and for inclusion on the Proposer's website for Projects up to and including 2.5 MW. The Proposer shall collect all public comments, and then provide the Company copies of all comments received in their original, unedited form, along with copies of all comments with personal information redacted and ready for filing. If a RDG PPA is executed by the Proposer and the Company, the Company may submit any and all public comments (presented in its original, unedited form) as part of its PUC application for this Project. Proposers shall notify the public at least three weeks in advance of the meeting. The Company shall be informed of the meeting. The

Company ~~will provide~~has provided Proposers with detailed instructions regarding the community meeting requirement after the selection of the Final Award Group: (Attachment 4 to Appendix B). (For example, notice will be published in county or regional newspapers/media, as well as media with statewide distribution. The Proposer will be directed to notify certain individuals and organizations. The Proposer will be provided templates to use for the public meeting notices, agenda, and presentation.) Proposers must also comply with any other requirement set forth in the PPA relating to Community Outreach.

Following the submission of the PUC application for the Project, and prior to the date when the Parties' statements of position are to be filed in the docketed PUC proceeding for the Project, the Proposer shall provide another opportunity for the public to comment on the proposed Project. The Proposer's statement of position filed in the docket associated with the Project will contain an attachment including those comments.

The Proposer shall be responsible for community outreach and engagement for the Project, and that the public meeting and comment solicitation process described in this section do not represent the only community outreach and engagement activities that can or should be performed.

5.4 Greenhouse Gas Emissions Analysis

Proposers whose Proposal(s) are selected for the Final Award Group and are greater than 2.5 MW in size shall cooperate with and promptly provide to the Company and/or Company's consultant(s) upon request all information necessary, in the Company's sole and exclusive discretion, for such consultant to prepare a greenhouse gas ("GHG") emissions analysis and report in support of a PUC application for approval of the PPA for the project (the "GHG Review"). Proposers shall be responsible for the full cost of the GHG Review associated with their project under a ~~separate agreement~~Greenhouse Gas Analysis Letter Agreement between the Proposer and the Company. The GHG Review is anticipated to address whether the GHG emissions that would result from approval of the PPA and subsequent to addition of the Project to the Company's system are greater than the GHG emissions that would result from the operations of the Company's System without the addition of the Project, whether the cost for renewable, dispatchable generation, and/or energy storage services as applicable under the PPA is reasonable in light of the potential for GHG emissions, and whether the terms of the PPA are prudent and in the public interest in light of its potential hidden and long-term consequences.

5.5 PUC Approval

Any signed PPA resulting from this RFP, greater than 2.5 MW in size, is subject to PUC approval as described in the RDG PPA, including Article 12 and Section 29.20 thereof. Selected projects that are 250 kW or greater, up to and including 2.5 MW ~~or smaller~~ will execute a ~~Standard Form Contract~~Mid-Tier SFC with the Company which will not be subject to further regulatory review and approval.

5.6 Facility In-Service

In order to facilitate the timely commissioning of the projects selected through this RFP, the Company requires the following be included with the 60% design drawings: relay settings and protection coordination study, including fuse selection and ac/dc schematic trip scheme.

For the Company to test the Facility, coordination between the Company and Project is required. Drawings must be approved by the Company prior to testing. The entire Facility must be ready for testing to commence. Piecemeal testing will not be allowed. Communication infrastructure and equipment must be tested by the IPP and ready for operation prior to Company testing.


If approved drawings are not available, or if the Facility is otherwise not test ready as scheduled, the Project will be moved to the end of the Company's testing queue. If tests are not completed within the allotted scheduled testing time, the Project will be moved to the end of the Company's testing queue. The IPP will be allowed to cure if successful testing is completed within the allotted scheduled time. No adjustments will be made to RDG PPA or ~~Standard Form Contract~~Mid-Tier SFC milestones if tests are not completed within the original allotted time. Liquidated damages for missed milestones will be assessed pursuant to the RDG PPA or ~~Standard Form Contract~~Mid-Tier SFC.

DRAFT
REQUEST FOR PROPOSALS
FOR
COMMUNITY-BASED RENEWABLE ENERGY PROJECTS
FOR
LOW- AND MODERATE-INCOME SUBSCRIBERS
ISLAND OF MAUI

~~JULY 9~~SEPTEMBER 8, 2020

Docket No. 2015-0389

Appendix A – Definitions



**Maui
Electric**

“Affiliate” means any person or entity that possesses an “affiliated interest” in a utility as defined by section 269-19.5, Hawaii Revised Statutes (“HRS”), including a utility’s parent holding company but excluding a utility’s subsidiary or parent which is also a regulated utility.

“Allowed Capacity” has the meaning set forth in the RDG PPA and ~~Standard Form Contract~~Mid-Tier SFC.

“Best and Final Offer” or “BAFO” means the final offer from a Proposer, as further described in Section 4.6 and elsewhere in this RFP.

“CBRE NDA” means the Mutual Confidentiality and Non-Disclosure Agreement attached to this RFP as Appendix E.

“Code of Conduct” means the code of conduct approved by the PUC in Docket No. 03-0372 (Decision and Order No. 23614, August 28, 2007) with respect to a Self-Build Option. An updated code of conduct was submitted to the PUC in Docket No. 2017-0352/2015-0389 on ~~October 23, 2017~~July 9, 2020.

“Code of Conduct Procedures Manual” or “Procedures Manual” means the manual approved by the PUC, which was put in place to address and to safeguard against preferential treatment or preferential access to information in a Hawaiian Electric, Maui Electric, or Hawaii Electric Light RFP process. The Procedures Manual is attached as Appendix C to this RFP.

“Commercial Operations” has the meaning set forth in the RDG PPA and ~~Standard Form Contract~~Mid-Tier SFC.

“Community Outreach Plan” is a community outreach and communication plan described in Section 4.3 and 4.4.2 of this RFP.

“Company” means Maui Electric Company, Ltd., a Hawai‘i corporation.

“Company-Owned Interconnection Facilities” has the meaning set forth in the RDG PPA and ~~Standard Form Contract~~Mid-Tier SFC.

“Competitive Bidding Framework” or “Framework” means the Framework for Competitive Bidding contained in Decision and Order No. 23121 issued by the Public Utilities Commission on December 8, 2006, and any subsequent orders providing for modifications from those set forth in Order No. 23121 issued December 8, 2006.

“Consumer Advocate” means the Division of Consumer Advocacy of the Department of Commerce and Consumer Affairs of the State of Hawai‘i.

“Day” means a calendar day, unless the term “business day” is used, which means calendar day excluding weekends and federal and State of Hawai‘i holidays.

“Development Period Security” has the meaning set forth in Section 14.2 of the RDG PPA and ~~Standard Form Contract~~the Mid-Tier SFC.

“Dispatchable” means the ability to turn on or turn off a generating resource at the request of the utility’s system operators, or the ability to increase or decrease the output of a generating resource from moment to moment in response to signals from a utility’s Automatic Generation Control System, Energy Management System or similar control system, or at the request of the utility’s system operators.

“Electronic Procurement Platform” means the third-party web-based sourcing platform that will be used for the intake of Proposals and associated electronic information, storage and handling of Proposer information, and communication.

“Eligibility Requirements” has the meaning set forth in Section 4.2 of this RFP.

“Eligible Proposals” means Proposals that meet both the Eligibility and Threshold Requirements.

“Energy Contract Manager” is the primary Company contact for this RFP.

“Evaluation Team” means agents of the Company who evaluate Proposals.

“Facility” has the meaning set forth in the RDG PPA and ~~Standard Form Contract~~ Mid-Tier SFC.

“~~Facility~~ Facilities Studies” means a study to develop the interconnection facilities cost and schedule estimate including the cost associated with the design and construction of the Company-owned interconnection facilities.

“Final Award Group” means the group of Proposers selected by the Company from the Priority List, with which the Company will begin contract negotiations, based on the results of the Company’s detailed evaluation.

~~“Generation Projects” means a Project proposed that offers only energy generation facilities.~~

“Greenhouse Gas” or “GHG” are gases that contribute to the greenhouse gas effect and trap heat in the atmosphere.

“Guaranteed Commercial Operations Date” or “GCOD” means the date on which a Facility first achieves Commercial Operations.

“Hawaiian Electric” means Hawaiian Electric Company, Inc., a Hawai‘i corporation.

“Hawaiian Electric Companies” or “Companies” means Hawaiian Electric Company, Inc. and its subsidiaries, Hawaii Electric Light Company, Inc. and Maui Electric Company, Limited.

“HRS” means the Hawai‘i Revised Statutes as of the date of this Request for Proposals.

“Imputed Debt” means adjustments to the debt amounts reported on financial statements prepared under generally accepted accounting principles (“GAAP”). Certain obligations do not meet the GAAP criteria of “debt” but have debt-like characteristics; therefore, credit rating agencies “impute debt and interest” in evaluating the financial ratios of a company.

“Independent Observer” has the meaning set forth in Section 1.4 of this RFP.

“Independent Power Producer” or “IPP” means an entity that owns or operates an electricity generating facility that is not included in the Company’s rate base.

“Interconnection Facilities” means the equipment and devices required to permit a Facility to operate in parallel with, and deliver electric energy to, the Company System (in accordance with applicable provisions of the Commission’s General Order No. 7, Company tariffs, operational practices, interconnection requirements studies, and planning criteria), such as, but not limited to, transmission and distribution lines, transformers, switches, and circuit breakers. Interconnection Facilities includes Company-Owned Interconnection Facilities and Seller-Owned Interconnection Facilities.

“Interconnection Requirements Study” or “IRS” means a study, performed in accordance with the terms of the IRS Letter Agreement, to assess, among other things, (1) the system requirements and equipment requirements to interconnect the Facility with the Company System, (2) the Performance Standards of the Facility, and (3) an estimate of interconnection costs and project schedule for interconnection of the Facility.

“kV” means kilovolt.

“Land RFI” refers to a Request for Information activity conducted by the Company to identify interested parties willing to make land available for utility-scale renewable energy projects and gather relevant property information.

“Levelized Benefit” or “LB” means a calculation (\$/MWh) used for comparison of Proposals based on information provided in the Proposal submission in this RFP.

~~“Low- and Moderate- Income” or “LMI” customer or subscriber means a member of a household with a household income equal to or less than the income limit established by the U.S. Department of Housing and Urban Development (“HUD”) for an LMI Household.~~

~~“LMI Anchor Tenant” is as defined in Tariff Rule No. 29 in Appendix J.~~

~~“LMI Subscriber” means either a LMI Customer or LMI Anchor Tenant as defined in Tariff Rule No. 29 in Appendix J.~~

~~“Low- and Moderate-Income Customer” or “LMI Customer” is as defined in Tariff Rule No. 29 in Appendix J.~~

“Lump Sum Payment” has the meaning set forth in the RDG PPA or ~~Standard Form Contract~~Mid-Tier SFC. It may also be referred to as a monthly Lump Sum Payment to reflect the portion of the payment made each month.

“Maui Electric” means Maui Electric Company, Ltd., a Hawai‘i corporation.

“Maui Electric System” or “System” means the electric system owned and operated by Maui Electric on the island of Maui (including any non-utility owned facilities) consisting of power

plants, transmission and distribution lines, and related equipment for the production and delivery of electric power to the public.

-“Mediation” means the confidential mediation conducted in Honolulu, Hawai‘i, pursuant to and in accordance with the Mediation Rules, Procedures, and Protocols of Dispute Prevention Resolution, Inc. (or its successor) or, in its absence, the American Arbitration Association then in effect.

“Mid-Tier Standard Form Contract” or “Mid-Tier SFC” means the pre-approved standard form contract that will be used for projects 250 kW or greater in size, up to and including 2.5 MW, in the form of Appendix L or N of this RFP.

“MW” means megawatt.

“MWh” means megawatt hour.

~~“NDA” means the Mutual Confidentiality and Non-Disclosure Agreement attached to this RFP as Appendix E.~~

“NEP” means Net Energy Potential.

“Non-Price Evaluation Team” means Employees and consultants of the Company who evaluate the Proposal non-price related criteria as set forth in Section 4.4 of this RFP. Non-Price Evaluation Team members will not include any Shared Resources and will be solely made up of Company RFP Team Members.

“O&M” means operation and maintenance.

“Operating Period Security” has the meaning set forth in Section 14.4 of the RDG PPA and ~~Standard Form Contract~~ Mid-Tier SFC.

“Paired Projects” means a Project proposed that incorporates both an energy generation component and an energy storage component as part of its Facility.

“Performance Standards” means the various performance standards for the operation of the Facility to the Company as set forth in Section 3 of Appendix B, as such standards may be revised from time to time pursuant to Article 23 of the RDG PPA or ~~Standard Form Contract~~ the Mid-Tier SFC, and as described in Chapter 2 of this RFP.

“Point of Interconnection” has the meaning set forth in the RDG PPA and ~~Standard Form Contract~~ Mid-Tier SFC.

“Power Purchase Agreement” or “PPA” means an agreement between an electric utility company and the developer of a renewable energy generation facility to sell the power generated by the facility to the electric utility company.

-“Price Evaluation Team” means Employees and consultants of the Company who evaluate the Proposal price related criteria as set forth in Section 4.4 of this RFP. Price Evaluation Team

members will not include any Shared Resources and will be solely made up of Company RFP Team Members.

“Price for Purchase of Electric Energy” is the amount that the Company will pay the Seller for electric energy delivered to the Company in accordance with the terms and conditions of the RDG PPA on a monthly basis as described in Attachment J. This payment will be calculated in terms of dollars per MWh.

“Priority List” means the group of Proposals selected by Maui Electric as described in Section 4.5 of this RFP.

“Project” means a Facility proposed to Maui Electric by a Proposer pursuant to this RFP.

“Proposal” means a proposal submitted to Maui Electric by a Proposer pursuant to this RFP.

“Proposal Due Date” means the date stated in RFP Schedule - Row 6 for IPP and Affiliate Proposals of this RFP.

“Proposal Fee” means the non-refundable fee for each proposal submitted as set forth in Section 1.8 of this RFP.

“Proposer” means a person or entity that submits a Proposal to Maui Electric pursuant to this RFP.

“Proposer’s Response Package” means the form in which the Proposal should be submitted, which is attached as Appendix B to this RFP.

“PUC” means the State of Hawai‘i Public Utilities Commission.

“RDG PPA” means the Model PV and/or Wind Renewable Dispatchable Generation Power Purchase Agreement that will be used for projects greater than 2.5 MW in size, attached as Appendix K and Appendix M respectively to this RFP.

“Renewable Portfolio Standards” or “RPS” means the Hawai‘i law that mandates that the Company and its subsidiaries generate or purchase certain amounts of their net electricity sales over time from qualified renewable resources. The RPS requirements in Hawai‘i are currently codified in HRS §§ 269-91 through 269-95.

“Request for Proposals” or “RFP” means a request for Proposals issued pursuant to a competitive bidding process authorized, reviewed, and approved by the PUC.

“RFP Schedule” means the schedule set forth in Table 1, Section 3.1 of this RFP.

“Self-Build Option” or “SBO” means a Proposal submitted by the Company that is responsive to the resource need identified in the RFP, as required by Section VI of the Framework.

“Self-Build Team” means agents of the Company who develop Self-Build Option proposals.

“Seller” means the entity that the Company is contracting with, as set forth in the RDG PPA and ~~Standard Form Contract~~Mid-Tier SFC.

“Seller-Owned Interconnection Facilities” has the meaning set forth in the RDG PPA and ~~Standard Form Contract~~Mid-Tier SFC.

“Site” means the parcel of real property on which the Facility, or any portion thereof, will be constructed and located, together with any Land Rights reasonably necessary for the construction, ownership, operation and maintenance of the Facility.

“Site Control” has the meaning set forth in Section 4.3 of this RFP.

~~“Standard Form Contract” means the pre-approved standard form contract that will be used for projects 250 kW or greater in size, up to 2.5 MW, in the form of Appendix L or N of this RFP.~~

“Threshold Requirements” has the meaning set forth in Section 4.3 of this RFP.


Any capitalized term not defined in this RFP has the meaning set forth in the RDG PPA and ~~Standard Form Contract~~Mid-Tier SFC.

DRAFT
REQUEST FOR PROPOSALS
FOR
COMMUNITY-BASED RENEWABLE ENERGY PROJECTS
FOR
LOW AND MODERATE INCOME SUBSCRIBERS
ISLAND OF MAUI

~~JULY 9~~SEPTEMBER 8, 2020

Docket No. 2015-0389

*Appendix B – Proposer’s Response Package /
Project Interconnection Data Request*



**Maui
Electric**

1.0 GENERAL INSTRUCTIONS TO PROPOSERS

The Company has elected to use the services of PowerAdvocate®, a third-party electronic platform provider. Sourcing Intelligence®, developed by PowerAdvocate®, is the Electronic Procurement Platform that the Company has licensed and will utilize for the RFP process. All Proposals and all relevant information must be submitted via the Electronic Procurement Platform, in the manner described in this RFP.

Proposers must adhere to the response structure and file naming conventions identified in this Appendix for the Proposer's response package. Information submitted in the wrong location/section or submitted through communication means not specifically identified by the Company will not be considered by the Company.

Proposers must provide a response for every item. If input/submission items in the RFP are not applicable to a specific Proposer or Proposal variation, Proposers must clearly mark such items as "N/A" (Not Applicable) and provide a brief explanation.

Proposers must clearly identify all confidential information in their Proposals, as described in more detail in Section 3.12 Confidentiality of the RFP.

All information (including attachments) must be provided in English. All financial information must be provided in U.S. Dollars and using U.S. credit ratings.

It is the Proposer's sole responsibility to notify the Company of any conflicting requirements, ambiguities, omission of information, or the need for clarification prior to submitting a Proposal.

The RFP will be conducted as a "Sealed Bid" event within Sourcing Intelligence, meaning the Company will not be able to see or access any of the Proposer's submitted information until after the event closes.

1.1 ELECTRONIC PROCUREMENT PLATFORM

To access the RFP event, the Proposer must register as a "Supplier"¹ on Sourcing Intelligence (Electronic Procurement Platform). One Proposal may be submitted with each Supplier registration. Minor variations, as defined in Section 1.8.2 and 1.8.3 of this RFP may be submitted along with the Proposal under the same registration.

If a Proposer is already registered on Sourcing Intelligence, the Proposer may use their current login information to submit their first Proposal. ~~Minor variations~~ One variation of a Proposal will the Proposal's base variation can be submitted together with the base variations as a Proposal; by following the instructions outlined in this Appendix- (Section 4). If the Proposer chooses to submit more than one Proposal, the Proposer must register as a new "Supplier" on Sourcing Intelligence for each additional Proposal.

Each registration will require a unique username, unique Email address, and unique Company name. Proposers that require multiple registrations to submit multiple Proposals should use the Company name field to represent

¹ The language in Appendix B sometimes refers to "Energy Contract Managers" as "Bid Event Coordinator" and to "Proposers" as "Suppliers" (Bid Event Coordinator and Supplier are terms used by PowerAdvocate).

the Company name and Proposal number (ex: CompanyNameP1). Proposers may use shorthand or clear abbreviations. The unique Email address used to create the PowerAdvocate account does not necessarily have to match the Email address specified in Section 2.2.1 below. For example, if the Proposer is submitting multiple Proposals, all of the Proposer's Proposals could specify the same primary point of contact Email address if that is what the Proposer requests contact through for all their proposals.

Proposers can register for an account on Sourcing Intelligence by clicking on the "Registration" button (located in the top right corner of the webpage) on the PowerAdvocate website at the following address:
www.poweradvocate.com

The Proposer's use of the Electronic Procurement Platform is governed by PowerAdvocate's Terms of Use. By registering as a "Supplier" on the Electronic Procurement Platform, the Proposer acknowledges that the Proposer has read these Terms of Use and accepts and agrees that, each time the Proposer uses the Electronic Procurement Platform, the Proposer will be bound by the Terms of Use then accessible through the link(s) on the PowerAdvocate login page.

Once a Proposer has successfully registered as a "Supplier" with PowerAdvocate, the Proposer shall request access to the subject RFP event from the Company Contact via Email through the RFP Email Address set forth in Section 1.6 of the RFP. The Email request must list the Company Name field and username under which the Proposer has registered with PowerAdvocate. If the Proposer plans to submit multiple Proposals and has registered multiple accounts in accordance with the instructions above, the Email request must contain the Company Name field and username for each account that will be used to submit the Proposals. After being added to the event, the Proposer will see the bid event on their dashboard upon logging into Sourcing Intelligence. Once the RFP event opens, the Proposer may begin submitting their Proposal(s).

After registering and prior to the opening of the RFP, Proposers are encouraged to familiarize themselves with the Electronic Procurement Platform, including tabs, the dashboard, the messaging feature, the Sourcing Intelligence Quick Start for Suppliers, etc. PowerAdvocate Users Guide (RFP Appendix D), etc. Proposers should note that they will not be able to access any bid documents until the event officially opens.

Proposers may contact PowerAdvocate Support for help with registration or modification of registration if desired. Support is available from 8 AM to 8 PM Eastern Time (2 AM to 2 PM Hawai'i Standard Time when daylight savings is in effect) Monday to Friday, except for Holidays posted on the PowerAdvocate website, both by phone (857-453-5800) and by Email (support@poweradvocate.com).

Contact information for PowerAdvocate Support can also be found on the bottom border of the PowerAdvocate website: www.poweradvocate.com

Once the RFP event is opened, registered Proposers will have online access to general notices, and RFP-related documents, and other communications via the Electronic Procurement Platform. Proposers should also monitor the RFP Website throughout the RFP event.

1.2 PROPOSAL SUBMISSION PROCEDURES

An Email notification will be sent to all registered Proposers via the messaging feature in the Electronic Procurement Platform when the event has been opened to receive Proposals.

After logging onto the Electronic Procurement Platform, the RFP will be visible on the Proposer's dashboard with several tabs, including the following:

- **"1. Download Documents:"** Documents stored under this tab are provided for the Proposer's use and information. All documents can be downloaded and/or printed, as required.
- **"2. Upload Documents:"** Proposal submission documents requested in Appendix B must be uploaded using this tab.
- ~~Note that "3. Commercial Data:" This tab is NOT USED for this event.~~
- ~~:", "4. Technical Data:" This tab is NOT USED for this event.~~
- ~~:", and "5. Pricing Data:" This tab is tabs are~~ NOT USED for this event.

Step-by-step instructions for submitting a complete Proposal are provided below:

1. Proposers must upload their Proposal files, including all required forms and files, to submit a complete Proposal. All files must be uploaded before the Proposal Due Date: (RFP Section 3.1 Item 6).
2. Submit (upload) one consolidated PDF representing your Proposal via the "2. Upload Documents" tab. That Proposal PDF must abide by the format specified in this Appendix B. A MSWord.docx template that outlines the format of this document is available under the "1. Download Documents" tab for the Proposer's use. **Response information must be provided in the order, format, and manner specified in this Appendix B and must clearly identify and reference the Appendix B section number that the information relates to.**
 - a. Proposers shall use a filename denoting: CompanyName_Proposal#.pdf.
(example: AceEnergy_P1.pdf)
3. Proposal information that cannot be easily consolidated into the PDF file described in Step 2 (such as large-scale drawing files) or files that must remain in native file format (such as computer models and spreadsheets) shall be **uploaded separately but must be referenced from within the main Proposal PDF file** (e.g., "See AceEnergyP1V2_2.5_SiteControlMap.kmz"). Such additional files must follow the naming convention below:
 - a. File names must include, in order, Company Name, Proposal number (if more than one Proposal being submitted per Proposer), Variation (if any variations are being submitted), Appendix B section number, and a file descriptor, as shown in the example file name below:
AceEnergyP1V2_2.5_SiteControlMap.kmz
Proposers may use abbreviations if they are clear and easy to follow.
4. Upload files using the **"2. Upload Documents"** tab on the Electronic Procurement Platform.
 - a. For all documents identify the "Document Type" as "Technical Information." (Do not identify any documents as "Commercial and Administrative" or "Pricing.")
 - b. "Reference ID" may be left blank.
 - c. Select "Choose File..." Navigate to and choose the corresponding file from your computer. Select "Open" and then "Submit Document."

There is no limit to the number or size of files that can be uploaded. Multiple files may be grouped into a .zip archive for upload. (Any zipped files must still adhere to the naming directions in #3 above.) When

successfully uploaded, documents will appear under the "Bid Submissions" section on the bottom of the tab's page, organized within the "Technical Information" Document Type. Repeat steps a, b, and c, as required for each file upload.

If a file with the same name is uploaded twice, the Platform will automatically append a unique numerical extension to the Document Name. To delete a file that has been previously uploaded, click on the "X" button in the "Actions" column for the file to be deleted. Do not upload any files prior to the issuance of the Final RFP.

5. The Company will not be responsible for technical problems that interfere with the upload or download of Proposal information. Support is available to answer technical questions about PowerAdvocate's Sourcing Intelligence from 8 AM to 8 PM Eastern Time (2 AM to 2 PM Hawai'i Standard Time when daylight savings is in effect) Monday to Friday, except for Holidays posted on the PowerAdvocate website, both by phone (857-453-5800) and by Email (support@poweradvocate.com).
6. Proposers are strongly encouraged to start early and avoid waiting until the last minute to submit the required information. Proposers are allowed to add, modify, and/or delete documents that have been previously submitted any time prior to the event close deadline. Repeating, it is the Proposer's responsibility to ensure a complete Proposal is uploaded into PowerAdvocate before the Proposal Due Date.
7. Any questions or concerns regarding the RFP, may be submitted to the Company Contact via the RFP Email address provided in Section 1.6 of the RFP or via the PowerAdvocate Messaging tab. Per RFP Section 1.4.2, the Independent Observer will monitor messages within the bid event. Proposers are responsible for following instructions and uploading documents in their appropriate locations. Documents uploaded in the wrong tab will not be considered by the Company.

1.3 PROPOSAL COMPLETION AND CONFIRMATION PROCEDURES

To confirm the submission of all proposal files, in the "Status" tab on the Electronic Procurement Platform, confirm that the "Total Uploaded Files" is the number of expected files to be included in the submission by checking it against your list of submitted files. Example "Status" tab view:

Your Bid Intention: Bidding		
Total Uploaded Files:	18	Last Upload: 02/08/18
Saved Commercial Datasheets:	1 of 1	Last Saved: 02/08/18
Saved Technical Datasheets:	0 of 0	
Saved Pricing Datasheets:	1 of 1	Last Saved: 02/08/18

Your Bid Intention: Bidding		
Total Uploaded Files:	0	
Saved Commercial Datasheets:	0 of 0	
Saved Technical Datasheets:	0 of 0	
Saved Pricing Datasheets:	0 of 0	

Nothing should be uploaded to the Commercial, Technical or Pricing Datasheet tabs. Documents uploaded there will not be included in your Proposal submission.

Example "Status" tab view:

2.0 PROPOSAL (BASE VARIATION) SUMMARY TABLE

Base variation Proposal Summary. If proposal variations are submitted, any changes to the summary information for such variations must be specifically identified in a similar table placed in sections 4.2, 4.3, 4.4, etc. of this Appendix, as applicable.

To be filled out ~~by ALL Projects~~ completely:

1	Proposer Name (Company Name)	
2	Parent Company/Owner/Sponsor/Business Affiliation/etc.	
3	Project Name	
4	Net AC Capacity of the Facility (MW)	
5	Proposed Facility Location in/near <u>Street Address if available, or what City/Area on the island is it near</u>	
6	TMK(s) of Facility Location (<u>use 9-digits-digit</u> TMK format) ²	
7	Point of Interconnection's Circuit or Substation Name	
8	Proposal Contract Term (Years)	
9	Proposal Guaranteed Commercial Operations Date (MM/DD/YYYY)	
10	The Proposer hereby certifies that the Project meets all performance attributes identified in Section 2.1 of the RFP? (Yes/No)	
11	The Proposer hereby certifies that the Proposal (including its pricing elements) is not contingent upon changes to existing County, State or Federal laws or regulations. (Yes/No)	
12	The Proposer hereby agrees to provide Development Period Security and Operating Period Security as set forth in the applicable RDG PPA or Standard Form Contract. (Yes/No)	
13	The Proposer hereby certifies under penalties of perjury that this Proposal has been made in good faith and without collusion or fraud with any other person. As used in this certification, the word "person" shall mean any natural person, business partnership, corporation, union, committee, club, or organization, entity, or group of individuals. (Yes/No)	
14	The Proposer hereby certifies that the Proposer, its parent company, or any affiliate of the Proposer has not either defaulted on a current contract with the Company, had a contract terminated by the Company, or has any pending litigation with the Company (Yes/No)	
15	Project Generation Technology	
16	Net Energy Potential (NEP) Projection for the Facility (MWh)	
17	Lump Sum Payment (\$/Year)	
18	Price for Purchase of Electric Energy (\$/MWh) (optional and only for wind projects only)	
19	Does Project include an Energy Storage Component? (Yes/No)	
If the Project includes an Energy Storage Component:		

² 9-digit Tax Map Key format: Island Number (1 digit); Zone Number (1 digit); Section Number (1 digit); Plat Number (3 digits, add leading zeros if less than 3 digits); Parcel Number (3 digits, add leading zeros if less than 3 digits)).

20 13	Project Energy Storage Technology	
21 14	Energy Storage Capability for the Facility (MW and –MWh)	
22 15	Is the Project capable of being 100% charged from the grid after the 5 year ITC recapture period? (Yes/No)	
16	Is the Project grid-forming and black start capable? (Yes/No)	
17	Proposal Guaranteed Commercial Operations Date (MM/DD/YYYY)	
18	The Proposer hereby certifies that the Project meets all performance attributes identified in Section 2.1 of the RFP? (Yes/No)	
19	The Proposer hereby certifies that the Proposal (including its pricing elements) is not contingent upon changes to existing County, State or Federal laws or regulations. (Yes/No)	
20	The Proposer hereby agrees to provide Development Period Security and Operating Period Security as set forth in the applicable Model RDG PPA or Model Mid-Tier SFC. (Yes/No)	
21	The Proposer hereby certifies under penalties of perjury that this Proposal has been made in good faith and without collusion or fraud with any other person. As used in this certification, the word “person” shall mean any natural person, business partnership, corporation, union, committee, club, or organization, entity, or group of individuals. (Yes/No)	
22	The Proposer hereby certifies that the Proposer, its parent company, or any affiliate of the Proposer has not either defaulted on a current contract with the Company, had a contract terminated by the Company, or has any pending litigation with the Company (Yes/No)	
23	The Proposer hereby certifies that the Project is dedicated to LMI Subscribers with a minimum 60% dedicated to LMI Customers as described in Section 1.2.3 of the RFP? (Yes/No)	

2.1 REQUIRED FORMS ACCOMPANYING PROPOSAL PDF

The following forms must accompany each proposal, must be attached to the Proposal PDF, and uploaded via the “2. Upload Documents” tab:

- Document signed by an officer or other Proposer representative ~~for the Proposer~~ **authorizing the submission** of the Proposal
- Fully executed **CBRE Mutual Confidentiality and Non-Disclosure Agreement** (Appendix E to the RFP, may be downloaded from the “1. Download Documents” tab in the Electronic Procurement Platform)
- **Certificate of Vendor Compliance** for the Proposer
 - **Certificate of Good Standing** for the Proposer and **Federal and State tax clearance certificates** for the Proposer may be provided in lieu of the Certificate of Vendor Compliance
- **Certification of Counsel for Proposer**, if applicable. (See Appendix B Attachment 1.)
- Completed applicable **Project Interconnection Requirement Study Data Request formworksheets** for the proposed technology and **project single-line diagram(s)**. **Models for equipment and controls, list(s)** identifying components and **respective files** (for inverters and power plant controller), and **complete documentation with instructions** as specified in the Data Request **formworksheets** shall be

submitted within the respective timeframes specified in Section 5.1 of the RFP.³ (See Section 2.11.1 below)

2.2 PROPOSAL SUMMARY/CONTACT INFORMATION

2.2.1 Provide a **primary point of contact** for the Proposal being submitted:

- Name
- Title
- Mailing Address
- Phone Number
- Email Address – this will be the official communication address used during the RFP process

2.2.2 **Executive Summary of Proposal.** The executive summary must include an approach and description of the important elements of the Proposal, including additional descriptions if a minor variation to the Proposal is being submitted. Refer to Section 1.8.2 and 1.8.3 of the RFP for an explanation of minor variations that are allowed. If ~~variations-area variation is~~ proposed, a **table summarizing the differences for the variationsvariation in Section 4 shall be included.**

2.2.3 **Pricing information.** Pricing information must be filled out in the Section 2.0 Proposal Summary Table above. If ~~variations-area variation is~~ proposed, ~~each~~the variation's pricing summary must be identified in a similar pricing table in Sections 4.2, ~~4.3, 4.4, etc. as applicable.~~0 below. Provide any pricing information only in those table sections – do not embed pricing information in any other portion of the Proposal PDF.

2.2.4 Provide a **high-level overview of the proposed Facility**, including at a minimum the following information:

- Facility Generation Size (MW_{AC} and MW_{DC})
- Net Maximum Output Capacity of the Facility at the Point(s) of Interconnection (MW_{AC})
- Identified Available Hosting Capacity of the Distribution-level (12 kV or less) Circuit Facility Interconnecting to (MW_{AC})
- Technology Type
- Number of Generators
- Rated Output of each Generator
- Generator Facility Design Characteristics

For projects that include a storage component:

- Technology Type (i.e. lithium ion battery)
- Discharge Duration (hours)
- Storage Capacity (i.e. amount of energy released to fully discharge and amount of energy required to fully charge, in MW and MWh)

³ If the Models, lists, respective files and complete documentation are not submitted with the Proposal upload, they shall be submitted via PowerAdvocate's Messaging as attachments within the respective timeframes specified in Section 5.1 of the RFP.

- Operational Limitations, such as, but not limited to: number of charge/discharge cycles per day-month-year (see the energy discharge requirement in Section 1.2.12 and 1.2.14 of the RFP); however, operational limitations may not restrict the requirements set forth in these sections.
- Minimum and Maximum Operational Ranges, such as minimum and maximum required state of charge
- Round Trip Efficiency at rated power measured at the Point of Interconnection (i.e. discharge energy divided by charge energy, expressed as a percentage). Specify only a single value that the Facility will maintain throughout the term of the PPA. (See RFP Section 3.10.2).
- Round Trip Efficiency using full duty cycle for a fixed duration measured at the Point of Interconnection (%)
- Estimated useful life of the storage component.

2.3 FINANCIAL

Provide the following financial information identified below. As specified in the General Instructions in Section 1.0 above, all information (including attachments) must be provided in English, be provided in U.S. Dollars and use U. S. credit ratings.

2.3.1 Identification of Equity Participants

2.3.1.1 Who are the **equity participants** in the Project (or the equity partners' other partners)?

2.3.1.2 Provide an **organizational structure** for the Proposer including any general and limited partners and providers of capital that identifies:

- Associated responsibilities from a financial and legal perspective
- Percentage interest of each party

2.3.2 Project Financing

2.3.2.1 **How will the Project be financed** (including construction and term financing)? Address at a minimum:

- The Project's projected financial structure
- Expected source of debt and equity financing

2.3.2.2 Identify all **estimated development and capital costs** for, at a minimum:

- Equipment
 - Identify the manufacturer and model number for all major equipment
- Construction
- Engineering
- Seller-Owned Interconnection Facilities
- ~~Company Owned Interconnection Facilities~~
- Land
- Annual O&M

- (For Projects that include a storage component) Specify a percentage of the total project cost that is estimated to be attributed to the storage functionality of the Facility. As the storage functionality is treated as a lease, the Company will use the percentage for its preliminary calculation of the lease liability only. This percentage requested for the Company's accounting purposes does not affect nor alter the liquidated damage provisions of the PPA, as those provisions reflect the benefit the Company seeks from the Project's storage functionality.

2.3.2.3 Discuss and/or provide **supporting information on any project financing guarantees.**

2.3.2.4 Describe any **written commitments obtained from the equity participants.**

2.3.2.5 Describe any **conditions precedent to project financing**, and the Proposer's plan to address them, other than execution of the Power Purchase Agreement or any other applicable project agreements and State of Hawaii Public Utilities Commission approval of the Power Purchase Agreement and other agreements.

2.3.2.6 Provide any **additional evidence to demonstrate that the Project is financeable.**

2.3.3 Project Financing Experience of the Proposer

Describe **the project financing experience of the Proposer** in securing financing for projects of a similar size (i.e., no less than two-thirds the size) and technology as the one being proposed including the following information for any referenced projects:

- Project Name
- Project Technology
- Project Size
- Location
- Date of Construction and Permanent Financing
- Commercial Operations Date
- Proposer's Role in Financing of the Project
- Off-taker
- Term of the Interconnection Agreement
- Financing Structure
- Major Pricing Terms
- Name(s) of Finance Team Member(s); Time (i.e., years, months) worked on the project and Role/Responsibilities

2.3.4 Evidence of the Proposer's Financial Strength

2.3.4.1 Provide **copies of the Proposer's audited financial statements** (balance sheet, income statement, and statement of cash flows):

- Legal Entity
 - Three (3) most recent fiscal years
 - Quarterly report for the most recent quarter ended
- Parent Company
 - Three (3) most recent fiscal years
 - Quarterly report for the most recent quarter ended

2.3.4.2 Provide the **current credit ratings** for the Proposer (or Parent Company, if not available for Proposer), affiliates, partners, and credit support provider:

- Standard & Poor's
- Moody's
- Fitch

2.3.4.3 Describe any **current credit issues** regarding the Proposer or affiliate entities raised by rating agencies, banks, or accounting firms.

2.3.4.4 Provide any **additional evidence that the Proposer has the financial resources and financial strength** to complete and operate the Project as proposed.

2.3.5 Provide **evidence** that the Proposer can provide **the required securities**.

2.3.5.1 Describe the Proposer's **ability (and/or the ability of its credit support provider) and proposed plans to provide the required securities** including:

- Irrevocable standby letter of credit
- Sources of security
- Description of its credit support provider

2.3.6 Disclosure of Litigation and Disputes

Disclose any **litigation, disputes, and the status of any lawsuits or dispute resolution** related to projects owned or managed by the Proposer or any of its affiliates

2.4 CONTRACT EXCEPTIONS AND FINANCIAL COMPLIANCE

2.4.1 If Proposers elect to propose modifications to the Model **RDG** PPA, **provide a Microsoft Word red-line version of the Model **RDG** PPA** identifying specific proposed modifications to the model language that the Proposer is agreeable to and a detailed explanation and supporting rationale for each modification. General comments, drafting notes and footnotes such as "parties to discuss" are unacceptable and will be considered non-responsive.

Proposers that do not upload redlines of the applicable **RDG** PPA with their Proposal submission will be deemed to have accepted the Model **RDG** PPA in its entirety. If no modifications are proposed, please state in this section "no modifications to the Model RDG PPA".

As set forth in RFP Section 3.8.5.1, proposed modifications to the RDG PPA will be subject to negotiation between the Company and the Final Award Group and should not be assumed to have been accepted either as a result of being selected to the Final Award Group or based on any previously executed PPA.

The ~~Standard Form Contract~~ Mid-Tier SFC for projects 250 kW to 2.5 MW will be preapproved by the Commission and as a result, modifications may not be proposed to it.

2.4.2 State to the best of the Proposer's knowledge: Will the Project result in **consolidation** of the Developer entity's finances onto the Company's financial statements under FASB 810. **Provide supporting information** to allow the Company to verify such conclusion.

2.5 SITE CONTROL

2.5.1 The Proposal must demonstrate that the Proposer has Site Control for all real property required for the successful implementation of a specific Proposal at a Site not controlled by the Company, including any Interconnection Facilities for which the Proposer is responsible. In addition, developmental requirements and restrictions such as zoning of the Site and the status of easements must be identified. **Provide documentation set forth in RFP Section 4.3 to prove Site Control.**

2.5.2 Provide a **map of the Project site** that clearly identifies:

- Location of the parcel on which the site is located
- Tax map key number (9-digit format: Island Number (1 digit), Zone Number (1 digit), Section Number (1 digit), Plat Number (3 digits, add leading zeros if less than 3 digits), Parcel Number (3 digits, add leading zeros if less than 3 digits)
- Site boundaries (if the site does not cover the entire parcel)
- Total acreage of the site
- Point(s) of Interconnection
- Relationship of the site to other local infrastructure

2.5.3 Provide a **site layout plan** which illustrates:

- Proposed location of all equipment
- Proposed location of all facilities on the site, including any proposed line extensions

2.5.4 Describe the **Interconnection route** and include:

- Site sketches of how the facility will be interconnected to the Company's System (above-ground and/or underground)
- Identify the approximate latitude and longitude of the proposed Point of Interconnection, in decimal degrees format, to six (6) decimal places.
- Description of the rationale for the interconnection route

2.5.5 Identify **any rights-of-way or easements** that are required for access to the site or for interconnection route:

- Describe the status of rights-of-way or easement acquisition
- Describe the plan for securing the necessary rights-of-way or easement, including the proposed timeline

2.5.6 Provide a description of any critical infrastructure or community resilience hubs in proximate location to the proposed Project site that could benefit from an islanding capability of the proposed Project and could enhance resilience in the community.

2.6 ENVIRONMENTAL REVIEW, PERMITTING PLAN, ENVIRONMENTAL COMPLIANCE/IMPACTS

Scoring of proposals for the 2.6 Environmental Review, Permitting Plan, and Environmental Compliance/Impacts non-price evaluation criteria will be based on the completeness and thoroughness of responses to each of the criteria listed below. The Company recommends that each Proposal incorporate the list below as an outline together with complete and thorough responses to each item in the list. Proposals that closely follow this recommendation will typically be awarded higher scores than proposals that do not.

2.6.1 Describe your **overall land use and environmental permits and approvals strategy** and approach to obtaining successful, positive results from the agencies and authorities having jurisdiction, including:

- Explanation of the conceptual plans for siting
- Studies/assessments
- Permits and approvals
- Gantt format schedule which identifies the sequencing of permit application and approval activities and critical path. (Schedule must be in MM/DD/YY format.)

2.6.2 Discuss the **City Zoning and State Land Use Classification**:

- Identify present and required zoning and the ability to site the proposed Project within those zoning allowances.
- Identify present and required land use classifications and the ability to site the proposed Project within those classifications.
- Provide evidence of proper zoning and land use classifications for selected site and interconnection route.
- If changes in the above are required for the proposed Project, provide a plan and timeline to secure the necessary approvals.

2.6.3 Identify all required discretionary and non-discretionary **land use, environmental and construction permits, and approvals** required for development, financing, construction, and operation of the proposed Project, including but not limited to zoning changes, Environmental Assessments, and/or Environmental Impacts Statements.

Provide a **listing of such permits and approvals** indicating:

- Permit Name
- Federal, State, or Local agencies and authorities having jurisdiction over the issuance
- Status of approval and anticipated timeline for seeking and receiving the required permit and/or license
- Explanation of your basis for the assumed timeline
- Explain any situation where a permit or license for one aspect of the Project may influence the timing or permit of another aspect (e.g. a case where one permit is contingent upon completion of another permit or license), if applicable.
- Explain your plans to secure all permits and approvals required for the Project.

2.6.4 Provide a **preliminary environmental assessment of the site** (including any pre-existing environmental conditions) and potential short- and long-term **impacts** associated with, or resulting from, the proposed Project – including direct, indirect, and cumulative impacts associated with development, construction, operation, and maintenance of the proposed Project in every area identified below. Discuss if

alternatives have been or will be considered. The assessment shall also include Proposer's short- and long-term plans to mitigate such impacts and explanation of the mitigation strategies for, but not limited to, each of the major environmental areas as presented below:

- Natural Environment
 - Air quality
 - Biology (Natural habitats and ecosystems, flora/fauna/vegetation, and animals, especially if threatened or endangered)
 - Climate
 - Soils
 - Topography and geology
- Land Regulation
 - Land Uses, including any land use restrictions and/or pre-existing environmental conditions/contamination
 - Flood and tsunami hazards
 - Noise
 - Roadways and Traffic
 - Utilities
- Socio-Economic Characteristics
- Aesthetic/Visual Resources
- Solid Waste
- Hazardous Materials
- Water Quality
- Public Safety Services (Police, Fire, Emergency Medical Services)
- Recreation
- Potential Cumulative and Secondary Impacts

2.6.5 Provide a **decommissioning plan**, including:

- Developing and implementing program for recycling to the fullest extent possible, or otherwise properly disposing of installed infrastructure, if any, and
- Demonstrating how restoration of the Site to its original ecological condition is guaranteed in the event of default by the Proposer in the applicable Site Control documentation.

2.7 CULTURAL RESOURCE IMPACTS

2.7.1 Provide a **plan to address the below requirements** as they pertain to the Project Site and interconnection route including the status of any consultant/s with expertise in this field that have been identified and/or contracted with, and documentation of any assessments or work that has been planned or performed to date. Identify any cultural, historical or natural resources in the area in question. For any impacts identified to the categories listed below, provide a mitigation strategy and the expected impact on the Project schedule. Detail the potential impacts of the Proposal on cultural resources in the short- and long-term and the Proposer's plan to mitigate such impacts. Proposers must provide as much information as possible to allow the Company to understand the considerations.

- Archaeological Resources
- Cultural Practices and Resources

2.8 COMMUNITY OUTREACH

Gaining community support is an important part of a Project's viability and success. An effective Community Outreach Plan will call for early meaningful communications with stakeholders and will reflect a deep understanding and respect for the community's desire for information. The public meeting and comment solicitation process described in Section 5.3 of the RFP is intended to support that premise and the Commission's desire to increase bid transparency within the RFP process. When developers neglect to demonstrate transparency and a willingness to engage in early and frequent communication with Hawaii's communities, costly and timely challenges to their projects have resulted. In some instances, projects have failed. Incorporating transparency during the competitive bidding phase may seem unconventional, but it has become an essential community expectation. Developers must share information and work with communities to address concerns through careful listening, thoughtful responsiveness, and a commitment to respect the environmental and cultural values of Hawai'i.

2.8.1 Provide a **detailed Community Outreach Plan** to work with and inform neighboring communities and stakeholders and to provide them timely information during all phases of the Project. The plan shall address, but not be limited to, the following items:

- Project description
- Community scoping
- Project benefits
- Government approvals
- Development process
 - Identification of communities and other stakeholders that may be affected by the proposed Project:
 - How will they be affected?
 - What mitigation strategies will the Proposer implement?
 - Comprehensive communication strategy with affected communities and the general public regarding the proposed Project:
 - Describe frequency of communication
 - Provide source of information
 - Identify communication outlets
 - Describe opportunities, if any for affected communities and general public to provide the developer with feedback and comments on the proposed Project

Proposers are reminded of RFP Section 3.4.2 including Proposals must provide all referenced material if it is to be considered during the Proposal evaluation.

2.8.2 Provide any **documentation of local community support or opposition** including any letters from local organizations, newspaper articles, or communications from local officials.

2.8.3 Provide a **description of community outreach efforts** already taken or currently underway, including the names of organizations and stakeholders contacted about the proposed Project.

2.8.4 Describe any anticipated or negotiated investment in the community and other **community benefits** that the Proposer proposes to provide in connection with the Project, along with an estimated value of the community benefits in dollars (including the cost to Proposers providing the benefits and supporting details on how those costs and benefits were derived).

2.8.5 All Proposers selected to the Final Award Group must provide the below table of information onto their website described in Section 5.3 to provide communities Project information that is of interest to them in a standard format. All information in this table must be included in all community presentations in addition to the Proposer’s project website.

PROJECT SUMMARY AND COMMUNITY OUTREACH PLAN

* —	<u>Proposer Name (Company name)</u>	
* —	<u>Parent Company/Owner/Sponsor/etc.</u>	
* —	<u>Project Name</u>	
* —	<u>Net AC Capacity of the Facility (MW) (must match Proposal information)</u>	
* —	<u>Proposed Facility Location in/near what City/Area</u>	
* —	<u>TMK(s) of Facility Location (must match Proposal information)</u>	
* —	<u>Point of Interconnection’s Circuit or Substation Name (must match Proposal information)</u>	
* —	<u>Project Description (in 200 words or less)</u>	<i>(A description that includes information about the project that will enable the community to understand the impact that the Project might have on the community.)</i>
* —	<u>Project site map</u>	<i>(provide a map similar to what was provided in Section 2.5.2)</i>
* —	<u>Site layout plan</u>	<i>(provide a layout similar to what was provided in Section 2.5.3)</i>
* —	<u>Interconnection route</u>	<i>(provide a map of the route similar to what was provided in Section 2.5.4)</i>
<u>Environmental Compliance, Impacts and Permitting Plan</u>		
* —	<u>Overall land use and environmental permits and approvals strategy</u>	<i>(provide information in level of detail as provided in Section 2.6.1)</i>
* —	<u>Gantt format schedule which identifies the sequencing of permit applications and approval activities and critical path. Schedule must be in MM/DD/YY format)</u>	<i>(provide information in level of detail as provided in Section 2.6.1)</i>
* —	<u>City Zoning and Land Use Classification</u>	<i>(provide information in level of detail as provided in Section 2.6.2)</i>
* —	<u>Discretionary and non-discretionary Land use, environmental and construction permits and approvals</u>	<i>(provide information in level of detail as provided in Section 2.6.3)</i>
* —	<u>Listing of Permits and approvals</u>	<i>(provide information in level of detail as provided in Section 2.6.3)</i>

* —	<u>Preliminary environmental assessment of the site (including any pre-existing environmental conditions)</u>	<u>(provide information in level of detail as provided in Section 2.6.4)</u>
Cultural Resource Impacts		
* —	<u>Proposer’s updated Community Outreach Plan must include a plan that (1) identifies any cultural, historic or natural resources that will be impacted by the project (2) describes the potential impacts on these resources and 3) identifies measures to mitigate such impacts.</u>	<u>(provide information in level of detail as provided in Section 2.7)</u>
Community Outreach		
* —	<u>Detailed Community Outreach Plan</u>	<u>(provide key information from Community Outreach Plan as specified in Section 2.8.1 or provide a link to updated comprehensive Community Outreach Plan)</u>
* —	<u>Local community support or opposition</u>	<u>(provide latest comprehensive information)</u>
* —	<u>Community outreach efforts</u>	<u>(provide latest comprehensive information)</u>
* —	<u>Community benefits</u>	<u>(provide latest comprehensive information)</u>

2.9 OPERATIONS AND MAINTENANCE (O&M)

2.9.1 To demonstrate the long-term operational viability of the proposed Project, describe the **planned operations and maintenance**, including:

- Operations and maintenance funding levels, annually, throughout the term of the contract.
- Description of the operational requirements by frequency (daily, weekly, monthly, yearly, as-necessary, run hour interval) and maintenance requirements by frequency (daily, weekly, monthly, yearly, as-necessary, run hour interval).
- A discussion of the staffing levels proposed for the Project and location of such staff. If such staff is offsite, describe response time and ability to control the Project remotely.
- Technology specific maintenance experience records.
- Identification of any O&M providers.
- The expected role of the Proposer (Owner) or outside contractor.
- Scheduling of major maintenance activity.
- Plan for testing equipment.
- Estimated life of Generation and/or Storage Facilities and associated Interconnection Facilities.
- Safety plan, including historical safety records with environmental history records, violations, and compliance plans.
- Security plan.
- Site maintenance plan.
- Substation equipment maintenance plan.

- 2.9.2 State whether the Proposer would **consider 24-hour staffing**. Explain how this would be done.
- 2.9.3 Describe the **Proposer's contingency plan**, including the Proposer's mitigation plans to address failures. Such information should be described in the Proposal to demonstrate the Project's reliability with regard to potential operational issues.
- 2.9.4 Describe if the Proposer will **coordinate their maintenance schedule** for the Project with the Company's annual planned generation maintenance. See Article 5 of the model RDG PPA.
- 2.9.5 Describe the **status of any O&M agreements or contracts** that the Proposer is required to secure. Include a discussion of the Proposer's plan for securing a long-term O&M contract.
- 2.9.6 Provide **examples of the Proposer's experience** with O&M services for other similar projects.

2.10 PERFORMANCE STANDARDS

- 2.10.1 Design and operating information. Provide a **description of the project design**. Description shall include:
- Configuration description, including conceptual or schematic diagrams Overview of the Facility Control Systems – central control and inverter- or resource-level control
 - Diagrams approved by a Professional Electrical Engineer registered in the State of Hawai'i, indicated by the presence of the Engineer's Professional seal on all drawings and documents. Including but not limited to:
 - A single-line diagram, relay list, trip scheme and settings of the generating facility, which identifies the Point of Interconnection, circuit breakers, relays, switches, synchronizing equipment, monitoring equipment, and control and protective devices and schemes.
 - A three-line diagram which shows the Point of Interconnection, potential transformer (PT) and current transformer (CT) ratios, and details of the generating facility configuration, including relays, meters and test switches.
- 2.10.1.1 Provide the projected **hourly annual energy potential production profile of the Facility⁴ (24 hours x 365 days, 8760 generation profile)** for the provided RFP NEP Projection.
- 2.10.1.2 Provide the **sample rate of critical telemetry** (i.e. frequency and voltage) based on inputs to the facility control systems.
- 2.10.1.3 Provide a description of the Facility's **capability to be grid-forming and have black start capability**.
- 2.10.2 Capability of **Meeting Performance Standards**. The proposed Facility must meet the performance attributes identified in Section 2.1 of the RFP. Provide **confirmation that the proposed Facility will meet the requirements identified** or provide clarification or comments about the Facility's ability to meet the performance standards. Proposals should include sufficient documentation to support the

⁴ The projected hourly annual energy production profile is the projected output from the generating facility without curtailment and before any energy is directed to an energy storage component, if one will be provided.

stated claim that the Facility will be able to meet the Performance Standards. The Proposal should include information required to make such a determination in an organized manner to ensure this evaluation can be completed within the evaluation review period.

2.10.3 **Reactive Power Control:** Provide the facility's **ability to meet the Reactive Power Control capabilities**, including Voltage Regulation at the point of interconnection, required in the Performance Standards, including contribution from the inverters of generation and/or storage and means of coordinating the response. Provide the inverter capability curve(s). Confirm ability to provide reactive power at zero active power.

2.10.4 **Ramp Rate** for Generation Facilities: Confirm the ability to meet the ramp rate requirement specified in the Model PPA or ~~Standard Form Contract~~Mid-Tier SFC.

2.10.5 **Undervoltage ride-through:** Provide the facility's terminal voltage level(s) and elapsed time at which the facility will disconnect from the utility system during the disturbance, if any. Confirm the ability to meet ride-through requirements and include supporting documentation regarding inverter design, control parameters, etc.

2.10.6 **Overvoltage ride-through:** Provide the facility's terminal voltage level(s) and elapsed time at which the facility will disconnect from the utility system during the disturbance, if any. Confirm the ability to meet ride-through requirements and include supporting documentation regarding inverter design, control parameters, etc.

2.10.7 **Transient stability ride-through:** Provide the facility's ability to stay online during Company System: (1) three-phase fault located anywhere on the Company System and lasting up to __ cycles; and (2) a single line to ground fault located anywhere on the Company System and lasting up to __ cycles. Provide the Facility's ability to withstand subsequent events.

2.10.8 **Underfrequency ride-through:** Provide the facility's terminal frequency level(s) and elapsed time at which the facility will disconnect from the utility system during the disturbance, if any. Confirm the ability to meet ride-through requirements and include supporting documentation regarding inverter design, control parameters, etc.

2.10.9 **Overfrequency ride-through:** Provide the facility's terminal frequency level(s) and elapsed time at which the facility will disconnect from the utility system during the disturbance, if any. Confirm the ability to meet ride-through requirements and include supporting documentation regarding inverter design, control parameters, etc.

2.10.10 **Frequency Response:** Provide the facility's frequency response characteristics as required by the Model PPA or ~~Standard Form Contract~~Mid-Tier SFC, including time of response, tunable parameters, alternate frequency response modes and means of implementing such features.

2.10.11 **Auxiliary Power Information:** Proposer must provide the maximum auxiliary power requirements for:

- Start-up
- Normal Operations (from generator)
- Normal Operating Shutdown

- Forced Emergency Shutdown
- Maintenance Outage

2.10.12 **Coordination of Operations:** Provide a description of the control facilities required to coordinate generator operation with and between the Company's System Operator and the Company's System.

- Include a description of the equipment and technology used to facilitate dispatch to the Company and communicate with the Company.
- Include a description of the control and protection requirements of the generator and the Company's System.

2.10.13 **Cycling Capability:** Describe the Facility's ability to cycle on/off and provide limitations.

2.10.14 **Active Power Control Interface:** Describe the means of implementing active power control and the Power Possible, including the contribution to the dispatch signal from paired storage, if any. Provide the Proposer's experience dealing with active power control, dispatch, frequency response, and ride-through.

2.10.15 Provide the details of the **major equipment** (i.e. batteries, inverters, battery management system), including, but not limited to, name of manufacturer, models, key metrics, characteristics of the equipment, and performance specifications.

2.10.16 **Energy Storage performance standards:** For projects that include a storage component, provide additional performance standard descriptions as follows:

- ~~Number of cycles per day, or equivalent~~ MWh storage output for a full year
- Ramp Rate: Provide the Facility's ramp rate, which should be no more than 2 MW/minute for all conditions other than those under control of the Company System Operator and/or those due to desired frequency response.
- System Response Time – Idle to Design Maximum (minutes)
- Discharge Start-up time (minutes from notification)
- Charge Start-up time (minutes from notification)
- Start and run-time limitations, if any
- Ancillary Services provided, if any (i.e. Spinning Reserves, Non-Spinning Reserves, Regulation Up, Regulation Down, Black Start capability, other)

2.10.17 Provide the description and details of the **grid-charging capabilities of the Facility**. Include a description on the ability to control the charging source.

2.11 INTERCONNECTION SUBMITTAL REQUIREMENTS

2.11.1 For projects greater than or equal to 1 MW in size, provide the appropriate completed **Project Interconnection Requirement Study Data Request ~~form~~worksheets** for the proposed technology with the Proposal submission. (The forms can be found in the "1. Download Documents" tab as Appx B Att 2 Project Interconnection Data ~~Data~~-Request ~~Form~~Worksheets (PV Generation) ~~or Appx B Att 3~~or Project Interconnection Data Request ~~Form~~-Worksheets(Wind Generation) MSExcel files.) Also provide all **project single-line diagram(s)** with the Proposal submission. **Models for equipment and controls, list(s)** identifying components and **respective files** (for inverters and power plant controller), and **complete**

documentation with instructions shall be submitted within the timeframes specified in Section 5.1 of the RFP.³ Proposers may also download the ~~PSCAD model requirements memo~~[Facility Technical Model Requirements and Review Process documentation](#) labelled as Appx B Att 43 from the “1. Download Documents” tab also.

2.12 PROVEN TECHNOLOGY

2.12.1 Provide all supporting information for the Company to assess the **commercial and financial maturity of the technology** being proposed. Provide any supporting documentation that shows examples of projects that:

- Use the technology at the scale being proposed
- Have successfully reached commercial operations (for example, by submitting a PPA)
- Demonstrate experience in providing Active Power dispatch

2.13 EXPERIENCE AND QUALIFICATIONS

Proposers, its affiliated companies, partners, and/or contractors and consultants are required to demonstrate project experience and management capability to successfully develop and operate the proposed Project.

2.13.1 Provide an **organizational chart** for the Project that lists the project participants and identifies the management structure and responsibilities. [In addition to the organizational chart, Proposers must provide a completed table:](#)

- For each of the project participants (including the Proposer, partners, and proposed contractors), fill out the table below and provide statements that list the specific experience of the firm in: financing, designing, constructing, interconnecting, owning, operating, and maintaining renewable energy generating or storage facilities, or other projects of similar size and technology, and
- Provide any evidence that the project participants have worked jointly on other projects.

EXPERIENCE:							
In the applicable columns below, include project details (i.e., project name, location, technology, size) and relevant job duties (role/responsibilities) and time (in years/months) spent on the project. List multiple projects if applicable.							
Participant Name:	Financing	Designing	Constructing	Interconnecting	Owning	Operating	Maintaining
1.							
2.							
3.							
...							

2.13.2 Identify those **member(s) of the team** the Proposer is submitting to meet the experience Threshold Requirement and demonstrate the member(s) firm commitment to provide services to the Proposer.

2.13.3 Identify those **members of the team with experience and qualifications**, including affiliates, and their principal personnel who will be involved in the project contracting to sell and deliver energy. If the

Proposer consists of multiple parties, such as joint ventures or partnerships, provide this information for each party, clearly indicating the proposed role of each party, including an ownership chart indicating direct and indirect ownership, and percentage interests in the partnership or joint venture.

2.13.4 Provide a **management chart** which lists the key personnel dedicated to this Project and provide **biographies / resumes** of the key personnel, including position, years of relevant experience, and similar project experience. Provide specifics as they relate to financing of renewable energy projects. Identify architects and engineers or provision to provide same that are licensed to practice in the State of Hawai'i.

2.13.5 Provide a **listing in the table format below, of all renewable energy generation or energy storage projects** the Proposer has successfully developed or that are currently under construction. Describe the Proposer's role and responsibilities associated with these projects (lead developer, owner, investor, etc.). Provide the following information as part of the response:

Project Name	Location (City, State)	Technology (wind, PV, hydro, plus storage, etc.)	Size (MW/ MWh)	Commercial Operation Date	Offtaker (if applicable)	Role & Responsibilities
1.						
2.						
3.						
...						

2.14 STATE OF PROJECT DEVELOPMENT AND SCHEDULE

2.14.1 Provide a **project schedule in GANTT chart format** with complete **critical path activities** identified for the Proposal from the Notice of Selection of the Proposal to the start of Commercial Operations.

- The **schedule** must include:
 - Interconnection Requirement Study (IRS) assumptions
 - Anticipated contract negotiation period assumptions
 - Regulatory assumptions
 - Anticipated submittal and approval dates for permitting (including but not limited to environmental and archaeological compliance)
 - Siting and land acquisition
 - Cultural Resource implications and mitigation activities
 - Community outreach and engagement activities
 - Energy resource assessment
 - Financing
 - Engineering
 - Procurement
 - Facility construction including construction management events
 - Applicable reporting milestone events specified in the Model PPA or ~~Standard Form Contract~~ Mid-Tier SFC
 - Testing
 - Interconnection (including engineering, procurement, and construction)

- Commercial Operations Date
 - All other important elements outside of the direct construction of the Project
 - For each project element, list the start and end date (must be in MM/DD/YY format), and include predecessors to clearly illustrate schedule dependencies and durations.
 - Proposers must also list and describe critical path activities and milestone events, particularly as they relate to the integration and coordination of the project components and the Company's Electric System. Proposers must ensure that the schedule provided in this section is consistent with the milestone events contained in the PPA or ~~Standard Form Contract~~ Mid-Tier SFC and/or other agreements.
- 2.14.2 Describe the **construction execution strategy** including:
- Identification of contracting/subcontracting plans
 - Modular construction
 - Safety plans⁵
 - Quality control and assurance plan
 - Labor availability
 - Likely manufacturing sites and procurement plans
 - Similar projects where these construction methods have been used by the Proposer.
- 2.14.3 Provide a description of any **project activities that have been performed to date**.
- 2.14.4 Explain how you plan to reach **safe harbor milestones** (if applicable) and **guaranteed commercial operations**, including durations and dependencies which support this achievement.

3.0 PROPOSED CBRE PROGRAM

Provide a detailed description of the CBRE program that will be offered to eligible subscribers, including at a minimum, but not limited to, a discussion of the following. Please refer to the CBRE program non-price criteria in the RFP for elements of the proposed CBRE program that Proposals will be evaluated on.

- Financing Options
 - LMI Subscriber fees and payments
 - Upfront payments
 - Ongoing payments
 - Public funding options
 - Extent to which subscribers will be financially responsible for any facility underperformance
- Percentage of the project's capacity that will be available to subscribers vs. unsubscribed capacity
 - Capacity allocation (%) and other commitments to residential subscribers
 - Capacity allocation (%) and other commitments to low to moderate income ("LMI") subscribers
- Marketing or outreach plans to advertise the proposed project/program to LMI eligible customers
- Strategies for LMI customer retention and maintaining LMI customer participation levels
- Customer protection provisions
- Estimated benefits to LMI customer participants

⁵ A document that describes the various safety procedures and practices that will be implemented on the Project and how applicable safety regulations, standards, and work practices will be enforced on the Project.

- Expected savings
- Payback periods
- Payback mechanisms
- Other benefits
- Prior experience, specifically relating to community-based renewable energy projects
- Plans for CBRE program administration
 - Strategies for subscriber retention
 - How turnover and churn of subscribers will be handled

4.0 MINOR PROPOSAL VARIATION VARIATION

Proposers submitting a ~~minor~~ variation to a ~~Proposal~~ their base variation (as allowed in RFP Section 1.8.3) must provide the **details of each** ~~the~~ **variation in the below section(s)**. In ~~each~~ this proposal variation section ~~Section 4.0~~ below, Proposers must add the applicable tables from (1) complete a Proposal Summary identical to Section 2.0 Proposal Summary of this Appendix B. The information in ~~these tables should~~ this table must reflect the information for the variation being proposed. As specified in Section 2.2.2 above, Proposers submitting a variation must also (2) include a table summarizing the differences between the base variation and the minor variation. Additionally, Proposers must (2) identify all changes to ~~the any~~ information provided in response to Sections 2.1 through 3.0 of this Appendix B for the proposal variation. If differences ~~are not identified for the Section 2.0 Proposal Summary or a particular~~ from any section in Sections 2.1 through 3.0 are not identified, the Company will assume that the information contained in the base Proposal (Sections 2.1 through 3.0) also applies to ~~the~~ this proposal variation.

4.2.0 PROPOSAL VARIATION SUMMARY TABLE

<u>1</u>	<u>Proposer Name (Company Name)</u>	
<u>2</u>	<u>Parent Company/Owner/Sponsor/Business Affiliation/etc.</u>	
<u>3</u>	<u>Project Name</u>	
<u>4</u>	<u>Net AC Capacity of the Facility (MW)</u>	
<u>5</u>	<u>Proposed Facility Location in/near what City/Area on island</u>	
<u>6</u>	<u>TMK(s) of Facility Location (use 9-digit TMK format)⁶</u>	
<u>7</u>	<u>Point of Interconnection’s Circuit Name</u>	
<u>8</u>	<u>Project Generation Technology</u>	
<u>9</u>	<u>Net Energy Potential (NEP) Projection for the Facility (MWh)</u>	
<u>10</u>	<u>Lump Sum Payment (\$/Year)</u>	
<u>11</u>	<u>Price for Purchase of Electric Energy (\$/MWh) (optional and only for wind projects)</u>	
<u>12</u>	<u>Does Project include an Energy Storage Component? (Yes/No)</u>	
	<u>If the Project includes an Energy Storage Component:</u>	
<u>13</u>	<u>Project Energy Storage Technology</u>	
<u>14</u>	<u>Energy Storage Capability for the Facility (MW and MWh)</u>	
<u>15</u>	<u>Is the Project capable of being 100% charged from the grid after the 5 year ITC recapture period? (Yes/No)</u>	
<u>16</u>	<u>Is the Project grid-forming and black start capable? (Yes/No)</u>	

⁶ 9-digit Tax Map Key format: Island Number (1 digit); Zone Number (1 digit); Section Number (1 digit); Plat Number (3 digits, add leading zeros if less than 3 digits); Parcel Number (3 digits, add leading zeros if less than 3 digits).

<u>17</u>	<u>Proposal Guaranteed Commercial Operations Date (MM/DD/YYYY)</u>	
<u>18</u>	<u>The Proposer hereby certifies that the Project meets all performance attributes identified in Section 2.1 of the RFP? (Yes/No)</u>	
<u>19</u>	<u>The Proposer hereby certifies that the Proposal (including its pricing elements) is not contingent upon changes to existing County, State or Federal laws or regulations. (Yes/No)</u>	
<u>20</u>	<u>The Proposer hereby agrees to provide Development Period Security and Operating Period Security as set forth in the applicable Model RDG PPA or Model Mid-Tier SFC. (Yes/No)</u>	
<u>21</u>	<u>The Proposer hereby certifies under penalties of perjury that this Proposal has been made in good faith and without collusion or fraud with any other person. As used in this certification, the word “person” shall mean any natural person, business partnership, corporation, union, committee, club, or organization, entity, or group of individuals. (Yes/No)</u>	
<u>22</u>	<u>The Proposer hereby certifies that the Proposer, its parent company, or any affiliate of the Proposer has not either defaulted on a current contract with the Company, had a contract terminated by the Company, or has any pending litigation with the Company (Yes/No)</u>	
<u>23</u>	<u>The Proposer hereby certifies that the Project is dedicated to LMI Subscribers with a minimum 60% dedicated to LMI Customers as described in Section 1.2.3 of the RFP? (Yes/No)</u>	

Note: Section 2.2.2 above requires a table summarizing the differences ~~among~~between the variations, if variations are proposed. For convenience, please duplicate the table summarizing the differences here.

4.1—PROPOSAL VARIATION 1 (BASE VARIATION)

~~N/A (All information for the base variation is identified in sections 2.01 through 4.3.0 above.)~~

4.2—PROPOSAL VARIATION 2 (RESPECTIVE SECTIONS AS NECESSARY)

~~Identified changes~~


~~Identify differences to Sections any Appendix B Section 2.01 through 3.0, as required for the variation here.~~

DRAFT
REQUEST FOR PROPOSALS
FOR
COMMUNITY-BASED RENEWABLE ENERGY PROJECTS
FOR
LOW- AND MODERATE-INCOME SUBSCRIBERS
ISLAND OF MAUI

~~JULY 9~~ SEPTEMBER 8, 2020

Docket No. 2015-0389

Appendix D – PowerAdvocate User Information



**Maui
Electric**

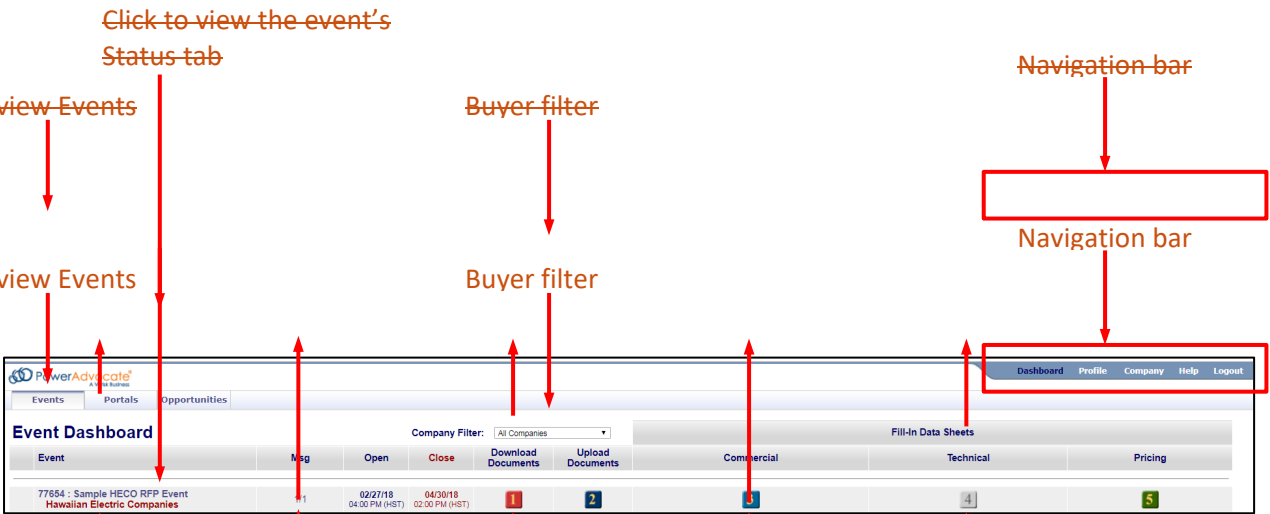
Sourcing Intelligence Quick Start for Suppliers

Logging In

1. Launch a web browser and go to www.poweradvocate.com
2. Click the orange **Login** button.
3. Enter your account **User Name** and **Password** (both are case-sensitive) and click **Login**.
4. Click the **Events** tab if it is not already displayed.

Dashboard

Your Dashboard lists the events you have been invited to. A line divides currently accessible events from others.



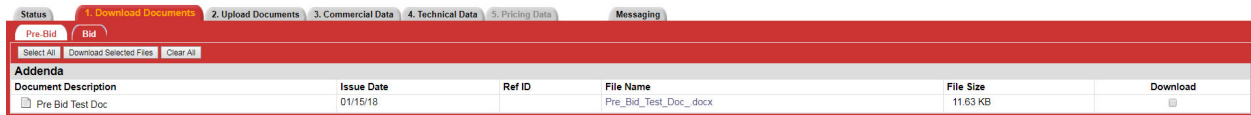
The screenshot shows the PowerAdvocate Event Dashboard. Annotations include:

- Click to view Events**: Points to the 'Events' tab in the top navigation bar.
- Click to view the event's Status tab**: Points to the 'Status' tab for a specific event.
- Buyer filter**: Points to the 'Company Filter' dropdown menu.
- Navigation bar**: Points to the top navigation bar containing 'Dashboard', 'Profile', 'Company', 'Help', and 'Logout'.
- Buying entity**: Points to the event name '77654 - Sample HECO RFP Event Hawaiian Electric Companies'.
- Click numbers to view event tabs**: Points to the numbers 1, 2, 3, 4, and 5 in the event row, which correspond to 'Msg', 'Open', 'Close', 'Download Documents', and 'Upload Documents' respectively.
- No datasheet available**: Points to the 'Commercial' and 'Technical' columns.
- Datasheet available**: Points to the 'Pricing' column.
- Number of unread/total messages**: Points to the number '1' in the 'Msg' column.
- Click to view the event's Messaging tab**: Points to the 'Msg' column.
- Number of unread/total messages**: Points to the number '1' in the 'Msg' column.
- Click to view the event's Messaging tab**: Points to the 'Msg' column.

- Click an event name to view its Status tab, which displays a summary of your activity and key event dates. To view specific details of an event, click the buttons 1-5 to view the corresponding tab.
- To return to the Dashboard, click **Dashboard** in the navigation bar at the top of the window.
- An event will not appear on your Dashboard until you have been added as a participant.

Downloading Bid Packages

All of the Buyer’s bid package documents (if any) are centrally stored on the PowerAdvocate Platform. To view bid documents, click “1” on your Dashboard or on the **1. Download Documents** tab from within the event.



- You can access the **Bid** sub-tab after the event opens. You can access Buyer documents before the event is opened from the **Pre-Bid** sub-tab, if the Buyer utilizes this feature.
- To view or download a document, click the file name.
- To download multiple documents:
 1. Select the checkbox in the Download column for each document you wish to download or click **Select All**.
 2. Click **Download Selected Files**.

Uploading Documents

To upload your documents, click “2” on your Dashboard, or on the **2. Upload Documents** tab from within the event.



- Do not upload any files to the Pre-Bid tab.
- To upload a document to the Bid tab:
 1. Specify a **Document Type** (Reference ID can be left blank).
 2. Click **Choose File**, navigate to and select the document, and then click Open; multiple files can also be compressed into one .zip file for upload.
 3. Click **Submit Document**.

Datasheets

Datasheets ([3. Commercial Data](#), [4. Technical Data](#), [5. Pricing Data](#)) will not be used in this RFP event. All Proposal information will be uploaded for submission through the 2. Upload Documents tab ~~above~~. Buttons/tabs are grayed out (~~e.g., 4~~) if the event is not using a particular type of datasheet.

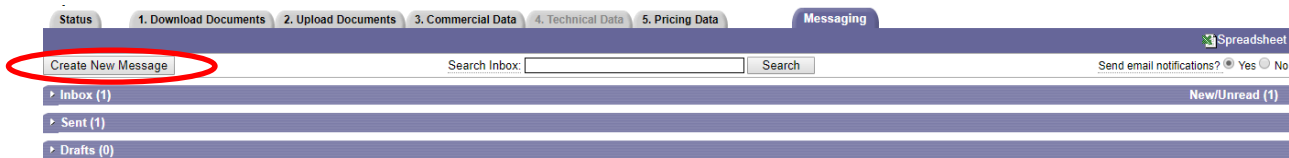


Communicating with the Bid Event Coordinator /Company Contact

Suppliers should use ~~the PowerAdvocate Messaging tool~~ [Email](#) to contact the Bid Event Coordinator (~~BEC~~)/[Company Contact](#) while the bid event is open.

In these CBRE RFPs, PowerAdvocate Messaging

~~To send a message to the BEC, go to the Messaging tab and click Create New Message. To read or reply to a message from the BEC, click the message subject.~~



- ~~You can send messages to the BEC and Buyer Team~~
- ~~The Independent Observer can view all messages in the bid event.~~
- ~~You can receive external e-mail notification of new PowerAdvocate messages by selecting “Yes” to “Send email notifications?” in the Messaging tab will not be used.~~

Getting More Information

- Click **Help** on the navigation bar to display online help.



- Supplier documentation can be downloaded from the online help system.
- Call PowerAdvocate Support at 857-453-5800 (Mon-Fri, 8 a.m. to 8 p.m. Eastern Time) or e-mail support@poweradvocate.com.

DRAFT
REQUEST FOR PROPOSALS
FOR
COMMUNITY-BASED RENEWABLE ENERGY
FOR
LOW- AND MODERATE-INCOME SUBSCRIBERS
ISLAND OF MAUI

~~JULY 9~~ SEPTEMBER 8, 2020

Docket No. 2015-0389

*Appendix H – Interconnection Facilities and
Cost Information*



**Maui
Electric**

Maui Electric Company
APPENDIX H - INTERCONNECTION FACILITIES AND COST INFORMATION

Tariff Rule No. 19, approved by the PUC, establishes provisions for Interconnection and Transmission Upgrades (see Appendix I). The tariff provisions are intended to simplify the rules regarding who pays for, installs, owns, and operates interconnection facilities in the context of competitive bidding. Tariff Rule No. 19 will be utilized as the basis for addressing interconnection and transmission upgrades for any projects developed through this RFP. Bidders will comply with the terms and conditions as specified therein.

To assist Bidders in assessing the impacts of location on potential projects, the per unit cost figures provided in the tables below are to be used to provide an approximate estimated cost for interconnecting, including substation, communications, security, and transmission or distribution line cost to the existing Maui Electric System. The per-unit cost figures below should not be used to create a detailed project estimate. A detailed project estimate typically requires a certain level of engineering to assess project site conditions and to factor in other parameters specific to the project.

The Bidder should identify the components assumed for their project and the quantity assumed for each. Each table below provides notes on the assumptions for each of the unit cost estimates. If a Bidder’s project requirements are different than what is assumed in the notes, the Bidder should identify each difference and provide an estimated additional cost or savings resulting from those different requirements.

2.1 Transmission & Distribution Line Interconnection Costs

Component	Description	Cost per Mile
1	New 12kV Overhead line (accessible 250' spans)	\$ 680 <u>1,020</u> ,000
2	12 kV underbuild on existing line (accessible 250' spans) 12kV Underground line	\$ 3735 <u>3,000</u> ,000
3	12 kV underbuild on existing line (accessible <u>inaccessible</u> 250' spans, for station service)	\$(To be updated prior to issuance of final RFP)\$ <u>1,292,000</u>
4	<u>New 12kV Underground line</u> 12 kV underbuild on existing line (inaccessible spans, for station service)	\$(To be updated prior to issuance of final RFP)\$ <u>1,369,000</u>
5	Padmount service 500 kVA transformer (for station service)	\$(To be updated prior to issuance)

Maui Electric Company
APPENDIX H - INTERCONNECTION FACILITIES AND COST INFORMATION

		of final RFP \$89,000
6	PME9 and PME3 switches for 1-ph and 3-ph transformers	\$ [To be updated prior to issuance of final RFP] \$307,000

Notes:

1. Please refer to Attachment 1 (for Projects greater than 250 kW and less than 1 MW) or Attachment 2 (for Projects 1 MW or greater) of this Appendix H for a single line diagram depicting the required interconnection to the Company's system. Conceptual Design is not intended to cover all interconnection requirements. Final interconnection design will be subject to the results of a technical review.

~~2. New 12kV Overhead line (accessible) consists of 45' height wood poles (39' above / 6' below grade).~~

~~2. Component 1 assumes wood pole construction.~~

~~3. Components 2 based on and 3 assume no poles need to be replaced.~~

~~3.4. Component 3 assumes one set of 1000 KCM AL 15kV (600A) cable includes but does NOT include duct bank and MH installation construction.~~

~~4.5. Note:~~ Exclusions to these rough costs are as follows but not limited to the following. Proposers should conduct their own due diligence for these costs:

- a. Development of the PUC application/proceedings timeline
- b. State or County right-of-way permitting and SMA
- c. Environmental studies cost
- d. Survey proposed line extension route
- e. Easement/Land Issues if discovered in the course of final design
- f. Archaeological survey and monitoring cost/duration (if needed)
- g. Clearing/grading along power line corridor and access road
- h. Final design adjustments required to negotiate terrain, physical landmarks, existing utilities and access
- i. Construction of permanent roadways/truck access
- j. Helicopter services
- k. Traffic Control
- l. Removals (MECO & HTCOCOM as applicable)
- m. Salvage and depreciation credits
- n. Street lights
- o. Delays due to weather and material acquisitions

p. Civil infrastructure (duct bank, MH, equipment pads, etc.) construction

~~5.6.~~ All estimates are provided in ~~2020~~2022 dollars.

Maui Electric Company
APPENDIX H - INTERCONNECTION FACILITIES AND COST INFORMATION

The customer shall be responsible to confirm if independent station power is required. Meter requirements should be discussed with Maui Electric during the customer’s design stage. Station power shall emanate from an existing 12kV distribution line to the customer’s point of connection, either by overhead utility poles or underground line extension. For underground line extensions, the customer shall be responsible for installing and maintaining the infrastructure consisting of, but not limited to, concrete encased ducts, manholes/handholes, transformer and switchgear pads, and meter equipment.

2.2 Typical CBRE SLD Interconnection Costs (Projects >250 kW and larger, and less than 1 MW)

Please refer to Attachment 1 of this Appendix H (for Projects greater than 250 kW and less than 1 MW). Conceptual Design is not intended to cover all interconnection requirements. Final interconnection design will be subject to the results of the Detailed Evaluation, Technical Review, or an IRS.

Component	Description	Cost
1	All other components in Attachment 1 except for the line extension from the project to the utility distribution circuit (See 2.1)	<u>\$(To be updated prior to issuance of final RFP)</u> <u>\$313,000</u>

Notes:

1. Costs includes components on the Company side of the demarcation shown in Attachment 1.
2. Costs for line extension from the project to tap the distribution circuit should be estimated using 2.1, above.
3. Company shall own a high-speed power quality device (i.e., Tesla Lite Model No. 4000) near the point of interconnection, which shall be in continuous service and on a rolling window basis monitoring sub-cycle voltages, currents and harmonics, as well as disturbance events and capable of remote interrogation following an event. Company requires 24-hour access to this equipment. Customer to provide the following hard-wired inputs to Company’s power quality device:
 - a. Status of Customer’s main AC breaker CB-A (MECO# XXXX);

Maui Electric Company
APPENDIX H - INTERCONNECTION FACILITIES AND COST INFORMATION

- b. Line amps (3 phase); and
- c. Line-to-line voltage (3 phase)
- 4. Secure and reliable communication is required for the following:
 - ~~a. SCADA to/from Customer's facility;~~
 - ~~b.a.~~ Revenue metering for power export and consumption readings;
 - ~~e.b.~~ Power quality and fault recording and retrieval; and
 - ~~d.c.~~ Phone circuits as required.
- 5. Customer to design revenue metering facilities in accordance with the requirements in Chapter 4 of the HECO Electric Service Installation Manual.
- 6. PTs and CTs for high speed digital fault recorder should be the same quality as the PTs and CTs for the protective relaying.
- 7. Estimate does not contain any of the following costs:
 - a. Telecommunication infrastructure
 - b. Relay Coordination Study
 - c. Land Cost
 - d. Environmental Assessment/Environmental Impact Statement
 - e. Project Management
- 8. Substation relay protection requirements have not been identified, so costs are based upon typical line protection relaying requirements.

2.3 Typical CBRE SLD Interconnection Costs (Projects 1 MW or greater)

Please refer to Attachment 2 of this Appendix H (for Projects 1 MW or greater). Conceptual Design is not intended to cover all interconnection requirements. Final interconnection design will be subject to the results of the Detailed Evaluation, Technical Review, or an IRS.

Component	Description	Cost
1	All other components in Attachment 2 <u>at Developer site</u> except for the line extension from the project to the utility distribution circuit (See 2.1)	[\$To be updated prior to issuance of final RFP] <u>\$480,000</u>
<u>2</u>	<u>Components at Company Substation including DTT and relaying requirements</u>	<u>\$356,000</u>

Notes:

Maui Electric Company
APPENDIX H - INTERCONNECTION FACILITIES AND COST INFORMATION

1. Costs includes components on the Company side of the demarcation shown in Attachment 2.
2. Costs for line extension from the project to tap the distribution circuit should be estimated using 2.1, above.
3. Company shall own a high-speed power quality device (i.e., Tesla Model No. 4000) near the point of interconnection, which shall be in continuous service and on a rolling window basis monitoring sub-cycle voltages, currents and harmonics, as well as disturbance events and capable of remote interrogation following an event. Company requires 24-hour access to this equipment. Customer to provide the following hard-wired inputs to Company's power quality device:
 - a. Status of Customer's main AC breaker CB-A (MECO# XXXX);
 - b. Status of remotely-resettable lockouts;
 - ~~b.c.~~ Line amps (3 phase); and
 - ~~c.d.~~ line-to-line voltage (3 phase)
4. Secure and reliable communication is required for the following:
 - a. Direct transfer trip from _____ (HECO 12kV circuit) 12kV CB _____ (HECO breaker number);
 - ~~a.b.~~ SCADA to/ from Customer's facility;
 - ~~b.c.~~ Revenue metering for power export and consumption readings;
 - ~~c.d.~~ Power quality and fault recording and retrieval; and
 - ~~d.e.~~ Phone circuits as required.
5. Customer to provide a reliable DC Source for 12-hour backup period; specific voltage to be determined by Company at a later date.
6. Upon receipt of direct transfer trip signal from _____ (MECO substation name) Substation opening of breaker _____ (MECO breaker number), trip and block close Customer's 12 kV breaker CB-A (MECO# XXXX) via Company-owned SCADA resettable lockout relay.
7. Upon DTT communication channel failure longer than 6 seconds:
 - a. Company to provide signal to Customer to initiate Customer performed ramp down and tripping of Customer's 12 kV breaker CB-A (MECO# XXXX).
 - b. Company to initiate trip and block close of Customer's 12 kV breaker CB-A (MECO# XXXX) via Company-owned SCADA resettable lockout relay after _____ (Project size MW/2 MW per minute ramp down) minutes.
8. Customer to design revenue metering facilities in accordance with the requirements in Chapter 4 of the HECO Electric Service Installation Manual.
9. PTs and CTs for high speed digital fault recorder should be the same quality as the PTs and CTs for the protective relaying.
10. Component 2 assumes Company Substation is already SCADA enabled.
11. Estimate does not contain any of the following costs:
 - a. Telecommunication infrastructure
 - b. Relay Coordination Study
 - c. Land Cost
 - d. Environmental Assessment/Environmental Impact Statement

Maui Electric Company
APPENDIX H - INTERCONNECTION FACILITIES AND COST INFORMATION

e. Project Management

12. Substation relay protection requirements have not been identified, so costs are based upon typical line protection relaying requirements.

2.4 Telecommunications

~~1. Point-to-point microwave: \$1,095,000 with the following assumptions:~~

All projects that require telecommunications will require facilities to store the communications equipment. An example for a communications cabinet is provided but other alternatives can be available upon request. The communications equipment will require a communications channel. Some of the communication channel options include microwave, fiber, lease line, or licensed radio. The number of communication circuits (primary/backup) and type of communication circuits required will vary depending on the type/size of the project.

1. Microwave Equipment

a. Point-To-Point Microwave: \$684,117 with the following assumptions:

- a.i. There is radio line-of-sight clearance between the communicationscommunication endpoints.
 - b.ii. FCC licensed Microwave Frequencies are available.
 - e.iii. There are existing structures/buildings ~~and~~with space available ~~space on either end~~both ends to house the radio equipment.
 - d.iv. Telecommunications grounding standards are up-to-date at both sites.
 - e.v. ~~48V~~48 V DC power with 12-hour battery backup is available.
 - f.vi. This estimate does not include any special site-specific permit/approval ~~that may be required~~activities that may be required including, but not limited to, Neighborhood Board (s), Conservation District Use Application, Environmental Assessment, Shoreline Management Area approval, biological (endangered species or habitat) surveys, and/or cultural (archeological) surveys or the cost of any migration required for approvals to be granted.
 - g.vii. Space is available ~~at both ends~~ to ~~locate~~construct antenna towers/ ~~or~~ structures ~~at both ends. Meets~~that are rated to survive a Saffir-Simpson category ~~54~~ hurricane ~~wind loading.~~
 - h.viii. ~~Interconnection~~Cost to ~~Maui~~interconnect to Hawaiian Electric's existing communications network is not included.
 - ix. Costs are in 2022 dollars.
- b. 50 Foot Microwave Tower: \$591,021 with the following assumptions:
- i. Telecommunications grounding standards are up-to-date.
 - ii. This estimate does not include any special site-specific permit/approval activities that may be required including, but not limited to, Neighborhood Board (s), Conservation District Use Application, Environmental Assessment, Shoreline Management Area approval, biological (endangered species or

Maui Electric Company
APPENDIX H - INTERCONNECTION FACILITIES AND COST INFORMATION

- habitat) surveys, and/or cultural (archeological) surveys or the cost of any migration required for approvals to be granted.
- iii. Costs are in 2022 dollars.
- c. 100 Foot Microwave Tower: \$858,563 with the following assumptions:
- i. Telecommunications grounding standards are up-to-date.
- ii. This estimate does not include any special site-specific permit/approval activities that may be required including, but not limited to, Neighborhood Board (s), Conservation District Use Application, Environmental Assessment, Shoreline Management Area approval, biological (endangered species or habitat) surveys, and/or cultural (archeological) surveys or the cost of any migration required for approvals to be granted.
- iii. Costs are in 2022 dollars.
2. Fiber with overbuild and new construction: \$~~254~~456,000 per mile with the following assumptions:
- a. Accessible 250' average spans.
- ~~a-b.~~ The poles are in good condition and do not need replacing.
- ~~b-c.~~ The poles are not overloaded.
- ~~e-d.~~ The poles and the attachments are in accordance with NESC 2002 and no work is required to upgrade the poles to current standards.
3. Leased Line: Cost will be the responsibility of the developer and to be negotiated with the lease provider.
- a. Communication circuit requirements will be based on applications needed for the project.
- b. Company can provide communication circuit interconnection requirements and assist with order review as needed.
4. Communications Cabinet: \$207,365 with the following assumptions:
- a. Cabinet used to support company equipment and capable of providing communications circuit for SCADA
- b. Communications cabinet does not include fiber, microwave, or lease circuits.
- i. Customer to work directly with lease provider if a lease line circuit is needed.
- ii. Check with company to understand the current lease requirements.
- c. Customer will provide all conduits, PAD, handholes, AC Power, grounding as required per company standards.
- d. Cost are in 2022 dollars.
5. Licensed 900 MHz Radio: \$143,626 with the following assumptions:
- a. This cost will be in addition to the Communication Cabinet cost. The radio equipment will be installed within the Communication Cabinet.

Maui Electric Company
APPENDIX H - INTERCONNECTION FACILITIES AND COST INFORMATION

- b. There is radio line-of-sight clearance between the communication endpoints.
- c. FCC licensed 900Mhz Frequencies is available.
- d. There is an existing structure/building with space available on the company side to mount the antenna equipment and house the radio equipment.
- e. The customer will install a structure to mount the antenna equipment on the customers side.
 - i. Customer will provide any conduit required between the Communications Cabinet and antenna mount structure.
- f. The cost includes 2 each antenna equipment to create a radio link.
- g. Cost are in 2022 dollars.

2.5 Security System Interconnection Costs

[NOTE: Specific security requirements for the Maui System are under review and will be included in the final RFP.]

The developer shall be responsible to incorporate security components and systems for **their facilities** that consider the Security Guidelines for the Electricity Sector (CIP-014-2): Physical Security, as published by the North American Electric Reliability Corporation (NERC) and that at a minimum adhere to Company's performance requirements outlined in Company's Physical Security Strategy for the following four security concepts.

- **Deter:** Deploy visible physical security measures to encourage individuals to seek other, less secure targets.
- **Detect:** Utilize state of the art physical security technologies to detect unauthorized intrusion and provide real-time alerts to monitoring personnel. Detection to include 24/7 monitoring personnel.
- **Delay:** Deploy multiple physical security countermeasures to delay an intruder's access to assets and provide time for incident assessment and appropriate response.
- **Respond:** Take immediate measures to assess, interrupt, and/or respond to the incident, including notification to Company and the use of contracted patrol personnel and/or the involvement of law enforcement assets to apprehend an intruder.

The Company's Physical Security Strategy is available upon request after execution of an NDA with the Company.

Facilities will need to meet Tier Three security requirements. These requirements will be subject to final review during the design and engineering phase. Additional information is available upon request after execution of an NDA with the Company.

Maui Electric Company
APPENDIX H - INTERCONNECTION FACILITIES AND COST INFORMATION

<u>Type of Facility</u>	<u>Tier One High Criticality</u>	<u>Tier Two Medium Criticality</u>	<u>Tier Three Lower Criticality</u>
<u>Substation</u>	<ul style="list-style-type: none"> • <u>FLIR or Similar camera perimeter monitoring.</u> • <u>Secondary perimeter intrusion detection system.</u> • <u>Interior Video monitoring system with motion detection.</u> • <u>Gunfire detection/IP intercom public address system.</u> • <u>Electronic card access system for control & microwave houses.</u> • <u>Standard 8' high security fence with 3-strand barbed wire V-top.</u> • <u>Interior mounted 4' high cattle fencing.</u> • <u>LED perimeter lighting.</u> • <u>All gates will be secured using a proprietary padlock system.</u> 	<ul style="list-style-type: none"> • <u>Video monitoring system with motion detection.</u> • <u>Card access on control and microwave houses.</u> • <u>Standard 8' high security fence with 3-strand barbed wire V-top.</u> • <u>Interior mounted 4' high cattle fencing.</u> • <u>All gates will be secured using a proprietary padlock system.</u> 	<ul style="list-style-type: none"> • <u>Standard 8' high security fence with 3-strand barbed wire V-top.</u> • <u>Interior mounted 4' high cattle fencing.</u> • <u>All gates will be secured using a proprietary padlock system.</u>

DRAFT
REQUEST FOR PROPOSALS
FOR
COMMUNITY-BASED RENEWABLE ENERGY PROJECTS
FOR
LOW- AND MODERATE-INCOME SUBSCRIBERS
ISLAND OF MAUI

~~JULY 9~~SEPTEMBER 8, 2020

Docket No. 2015-0389

Appendix O – Grid Needs Assessment



**Maui
Electric**

— This Appendix provides the definitions for the grid services considered in the CBRE RFPs and placeholder charts for the grid needs and their relative values. The grid services were defined as part of the Integrated Grid Planning (“IGP”) Solution Evaluation & Optimization Working Group (“SEOWG”) activities. Bidders ~~can~~ may use the information provided in this appendix to understand ~~what~~ the grid needs ~~are and~~ in order to structure their proposals to provide the most value to the ~~Companies~~ Company.

Grid Service Definitions

The following grid services are used to identify the grid needs. The projected hourly annual energy potential production profile of the Facility for the provided RFP NEP Projection will be used to inform the capability of the project to provide each of the grid services.

Table 1 Grid Service Definitions

Grid Service	Definition
Energy	A continuous, controllable, and predictable supply of megawatt-hours to serve system load needs in response to Company Dispatch. ¹
Energy Reserve Margin	A guideline to minimize risk of insufficient generation capability from a diverse mix of generating resources available to the system in long range generation expansion studies. Resources needed to meet the energy reserve margin must be capable of providing capacity and energy in response to Company Dispatch.
Regulating Reserves	A reserve capacity provided by generating and load resources to allow continuous energy balance over the next 1 minute and 20 to 30-minute time interval due to the variability in renewable resources and load that can be called upon in response to Company Dispatch
Fast Frequency Response (FFR1)	An autonomous and predictable capacity to limit the frequency drop resulting from a frequency disturbance
Distribution Capacity	A supply and/or a load modifying service that DERs provide as required via the dispatch of power output for generators and electric storage, and/or reduction in load that is capable of reliably

¹ “Company Dispatch” as defined in the PPA and SFC means Company's right, through supervisory equipment or otherwise, to direct or control both the capacity and the energy output of the Facility from its minimum output rating to its maximum output rating consistent with this Agreement (including, without limitation, Good Engineering and Operating Practices and the requirements set forth in Section 3 (Performance Standards) of Attachment B (Facility Owned by Subscriber Organization to this Agreement), which dispatch shall include real power, reactive power, voltage, frequency, the determination to cycle a unit off-line or to restart a unit, the droop control setting, the ramp rate setting, and other characteristics of such electric energy output whose parameters are normally controlled or accounted for in a utility dispatching system.

and consistently reducing net loading on desired distribution infrastructure in response to Company Dispatch

Distribution Reliability

A load modifying or supply service capable of improving local distribution reliability under abnormal conditions in response to Company Dispatch

Grid Needs

The charts below are examples of describe the seasonal and annual hourly need for the services described in Table 1. The grid needs can be provided

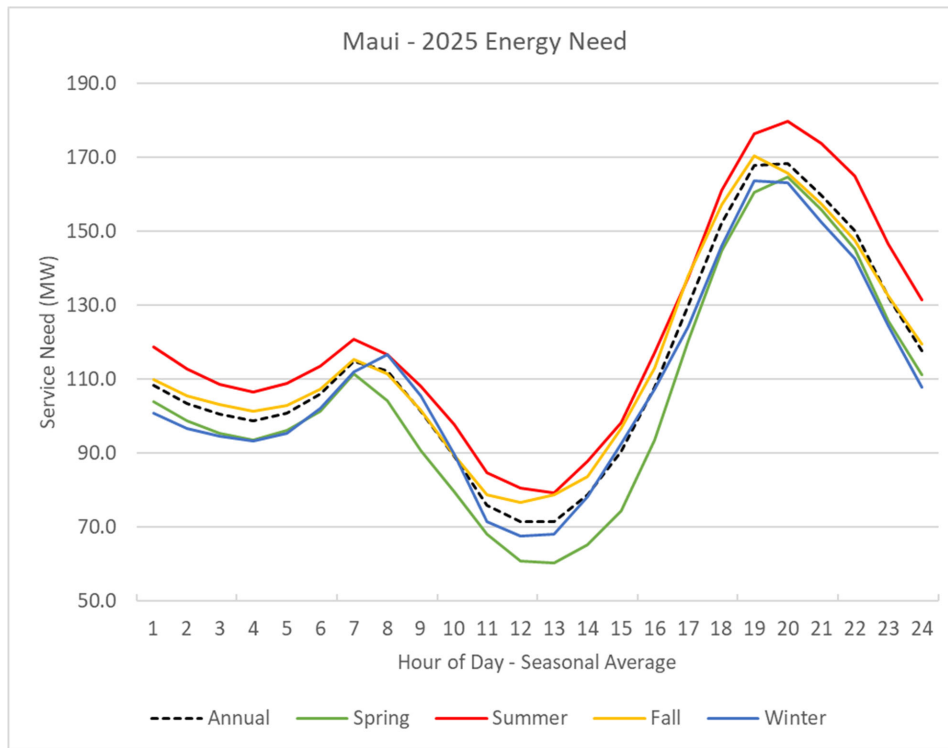
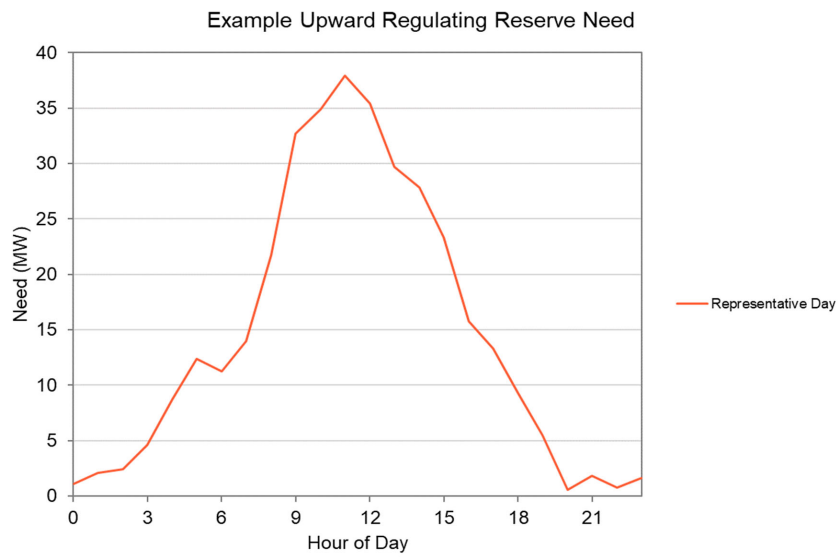
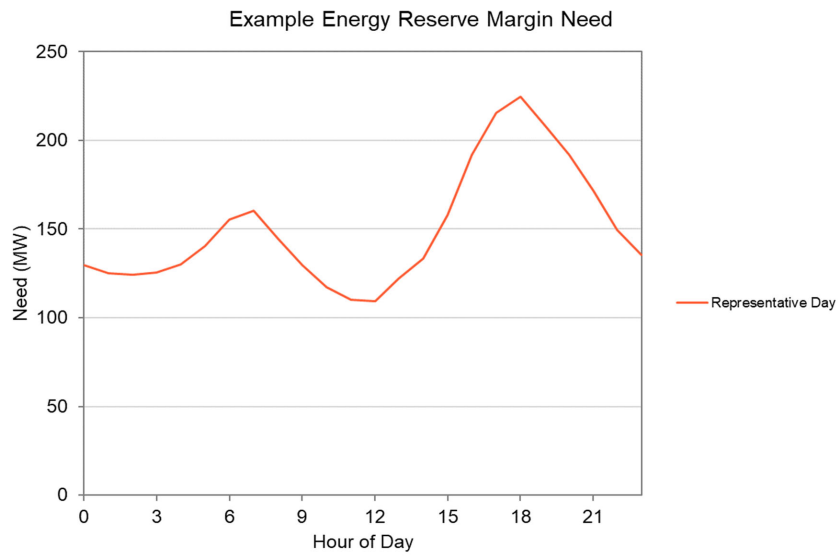
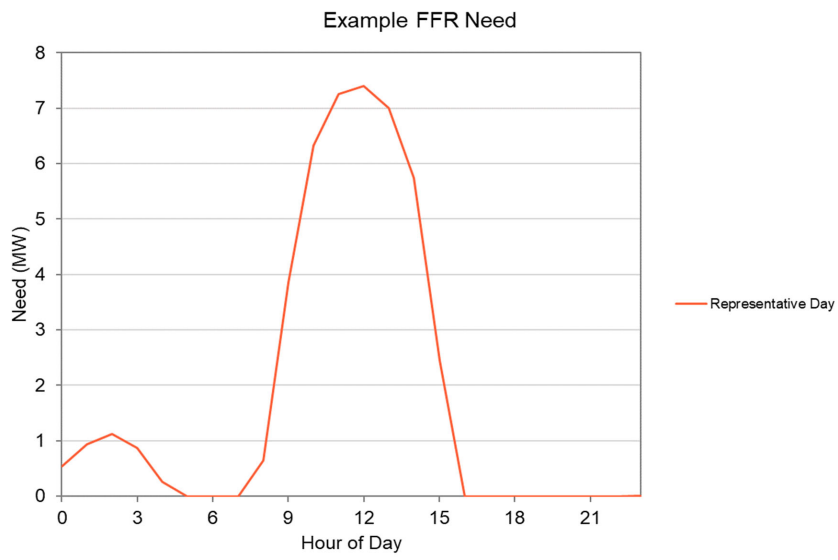
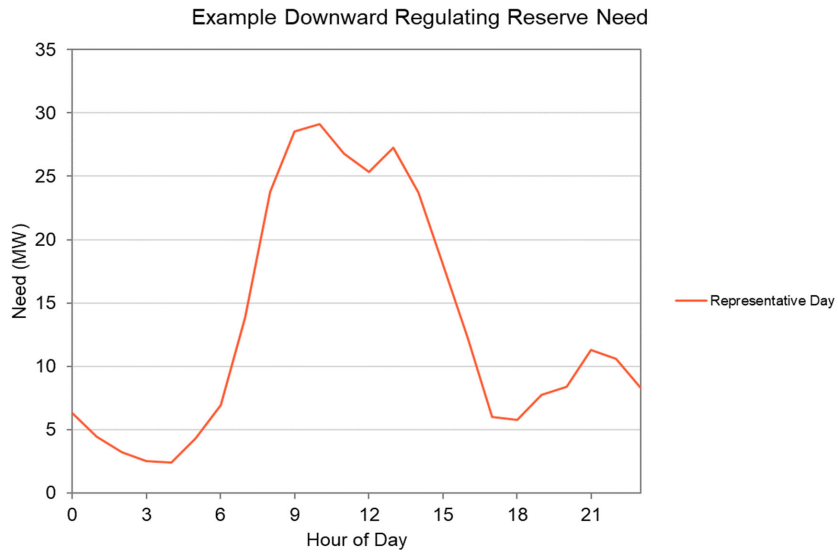


Figure 1: Maui 2025 Need for the representative days modeled in RESOLVE Energy





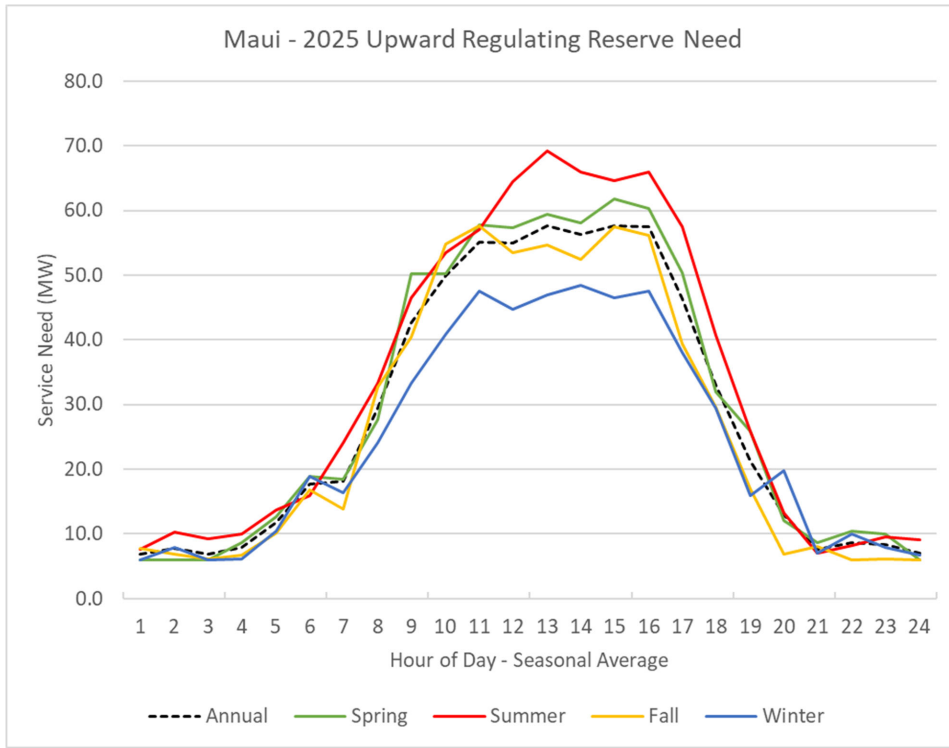
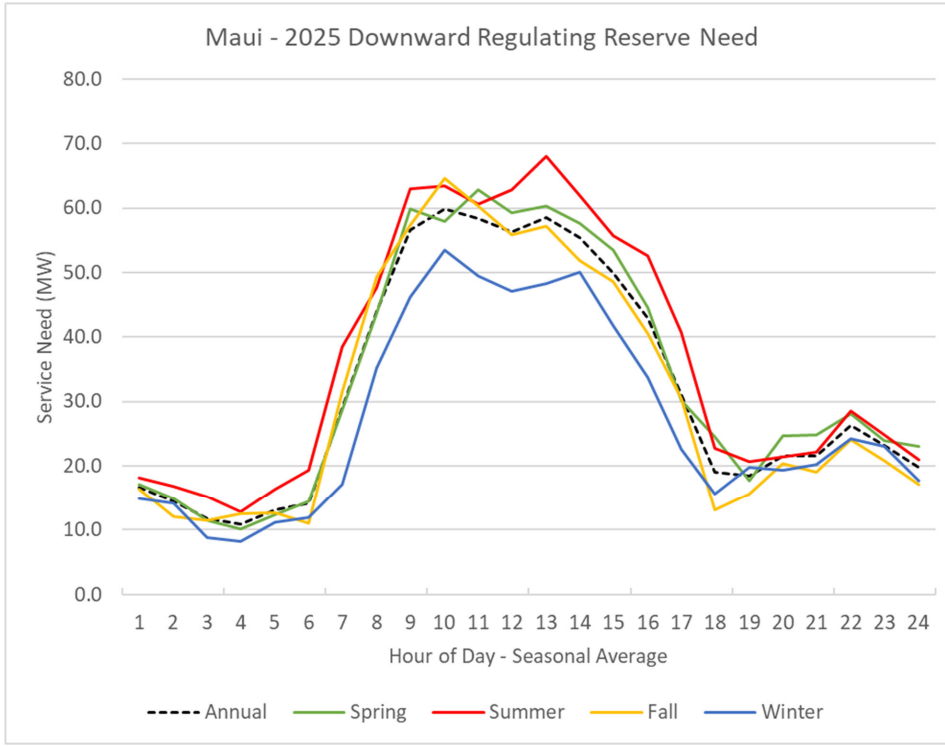


Figure 2: Maui 2025 Need for Upward Regulating Reserve



[Figure 3: Maui 2025 Need for Downward Regulating Reserve](#)

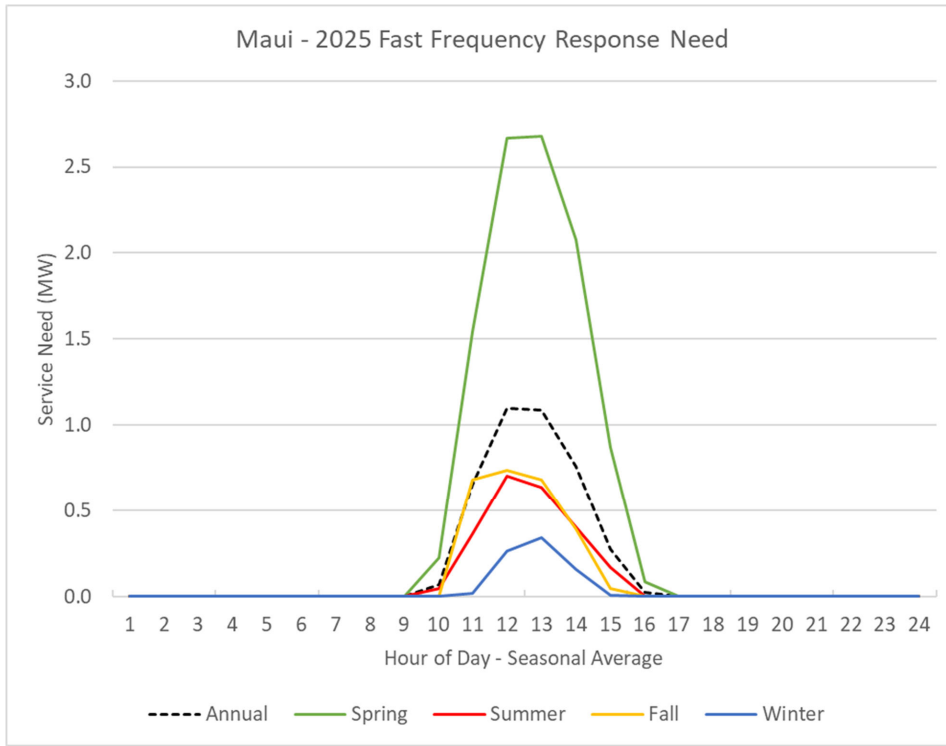
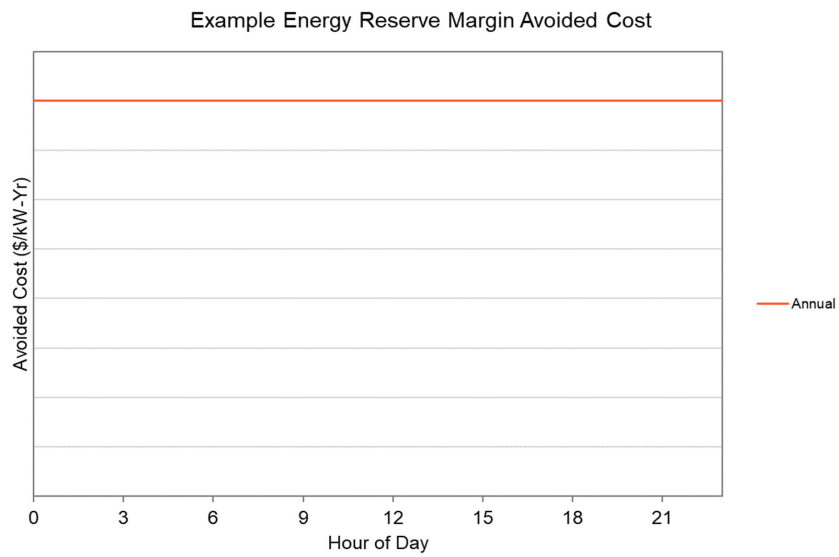
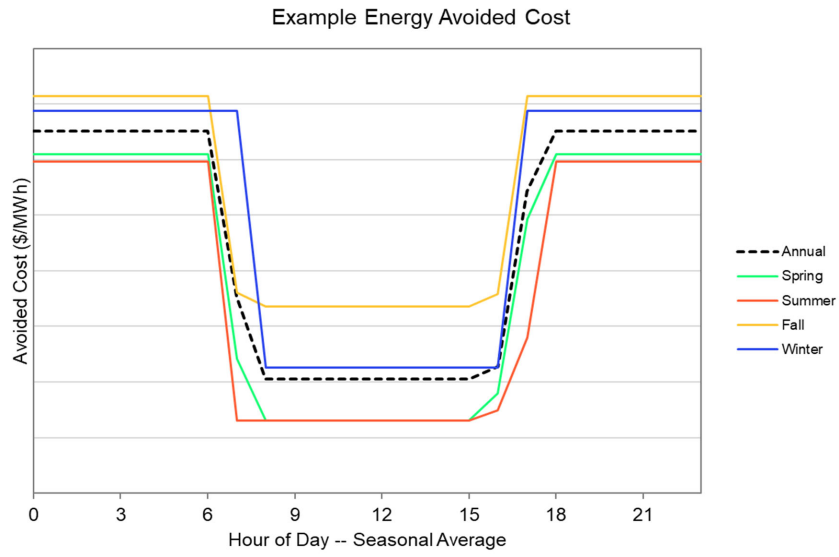


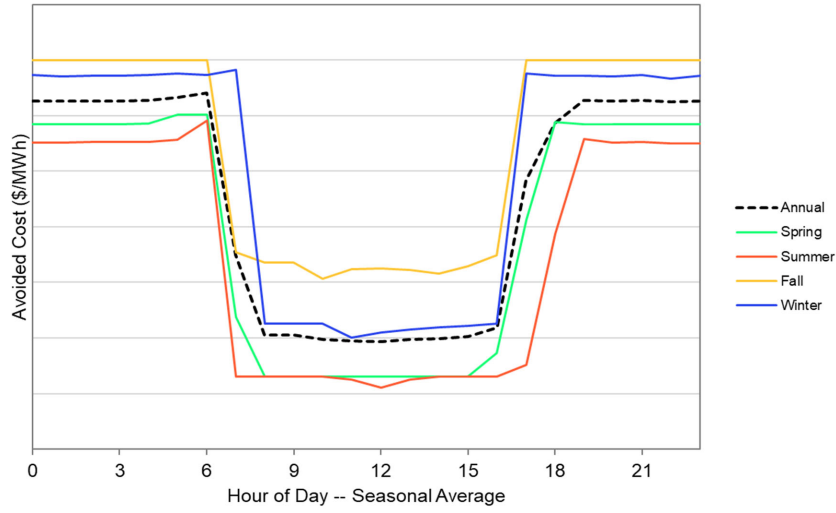
Figure 4: Maui 2025 Need for Fast Frequency Response

Grid Service Values

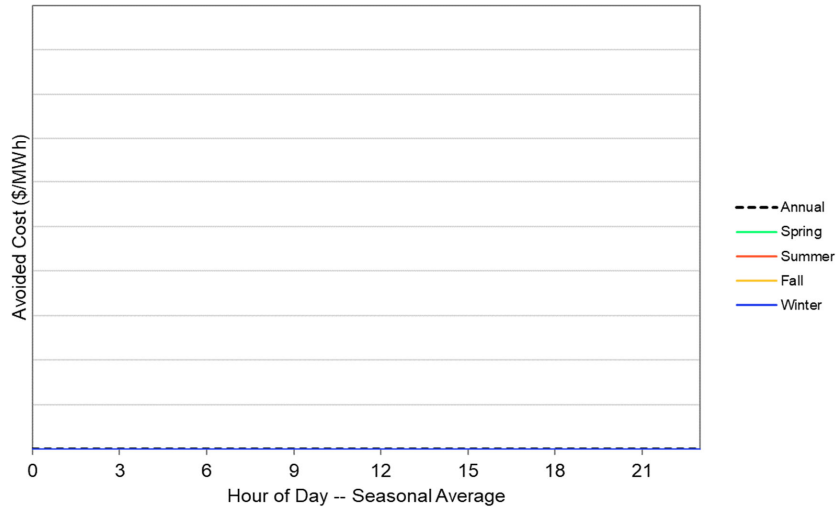
The ~~Companies intend to~~ charts below provide ~~the~~ relative marginal avoided costs for the grid services provided in ~~Table 1~~. ~~The charts below are examples of the kinds of data that can be provided from the RESOLVE model to inform the relative values of each service.~~

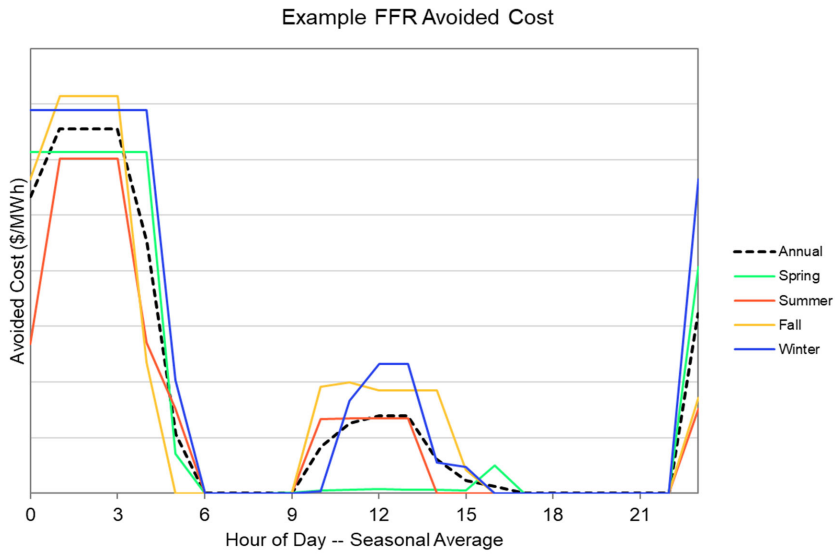


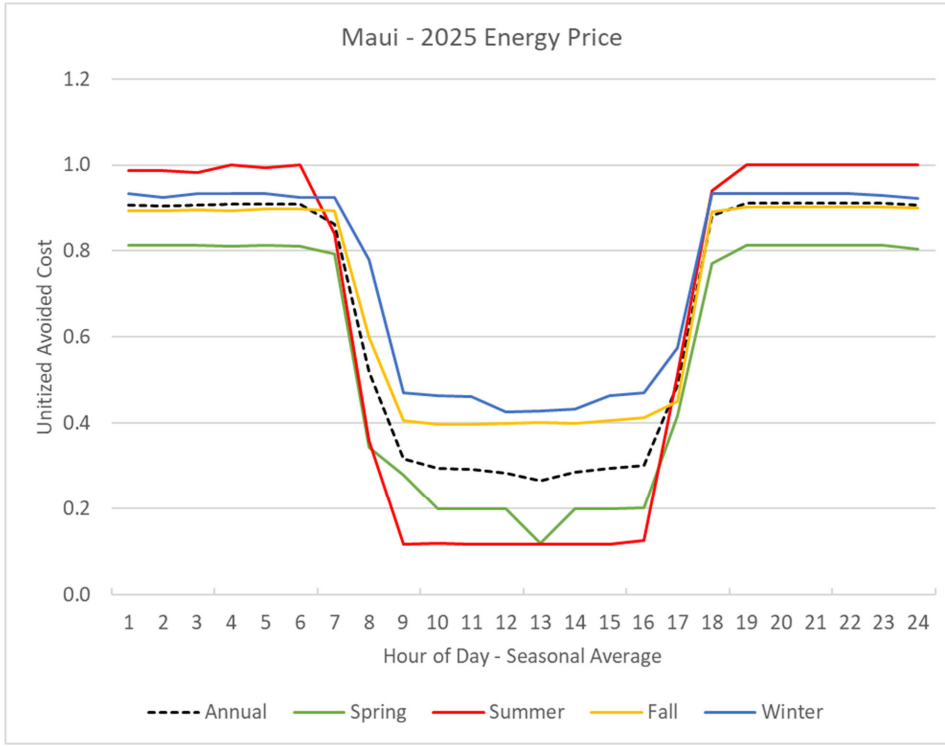
Example Upward Regulating Reserve Avoided Cost



Example Downward Regulating Reserve Avoided Cost







[Figure 5: Maui 2025 Price for Energy](#)

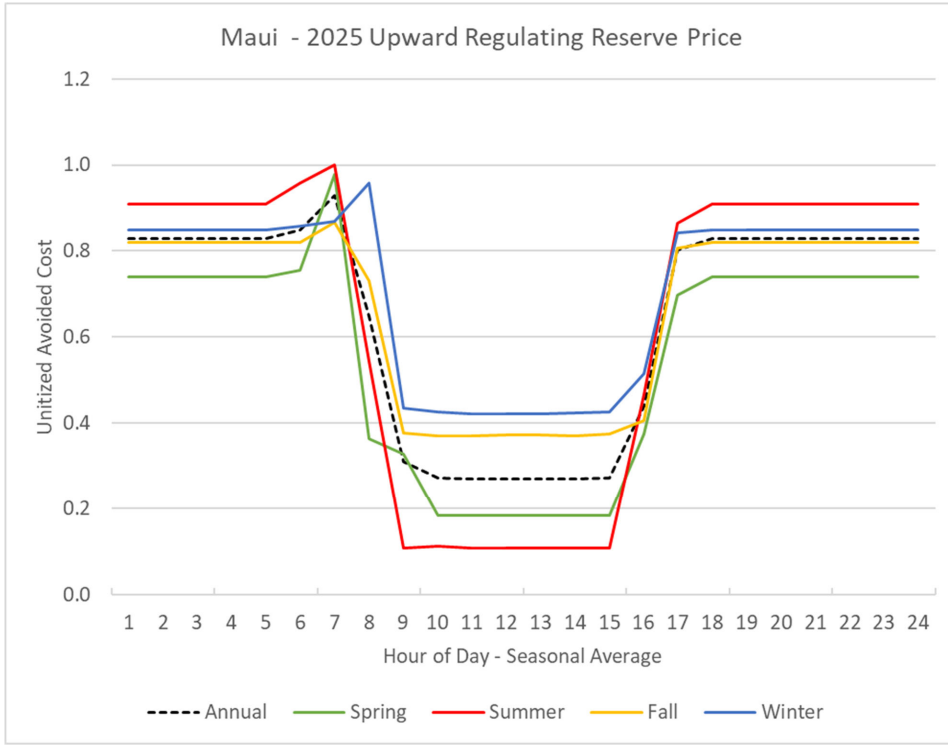
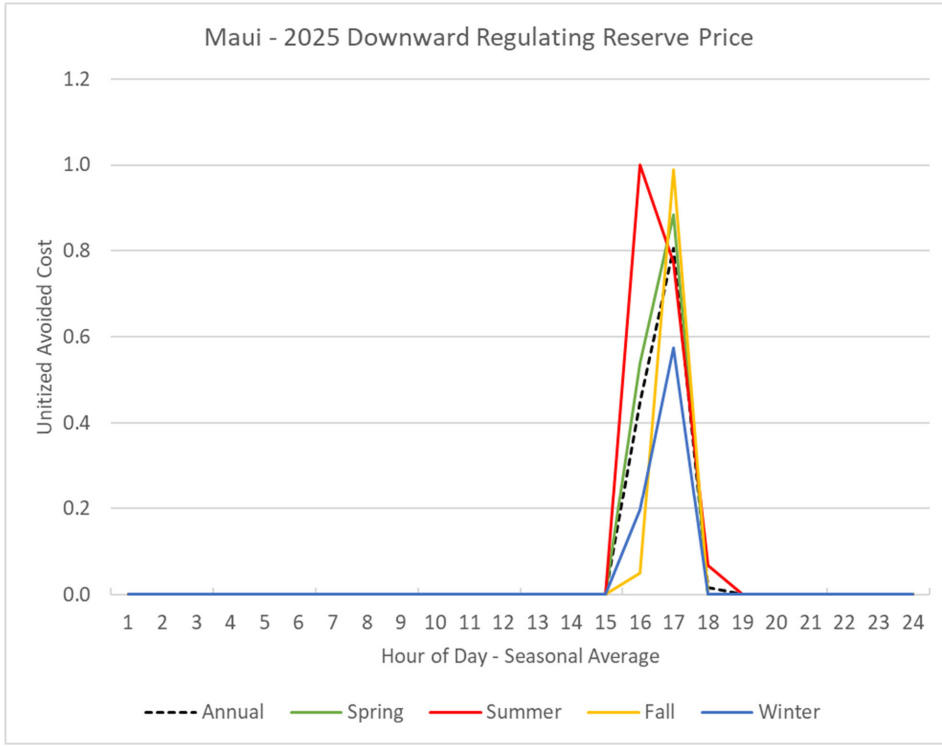
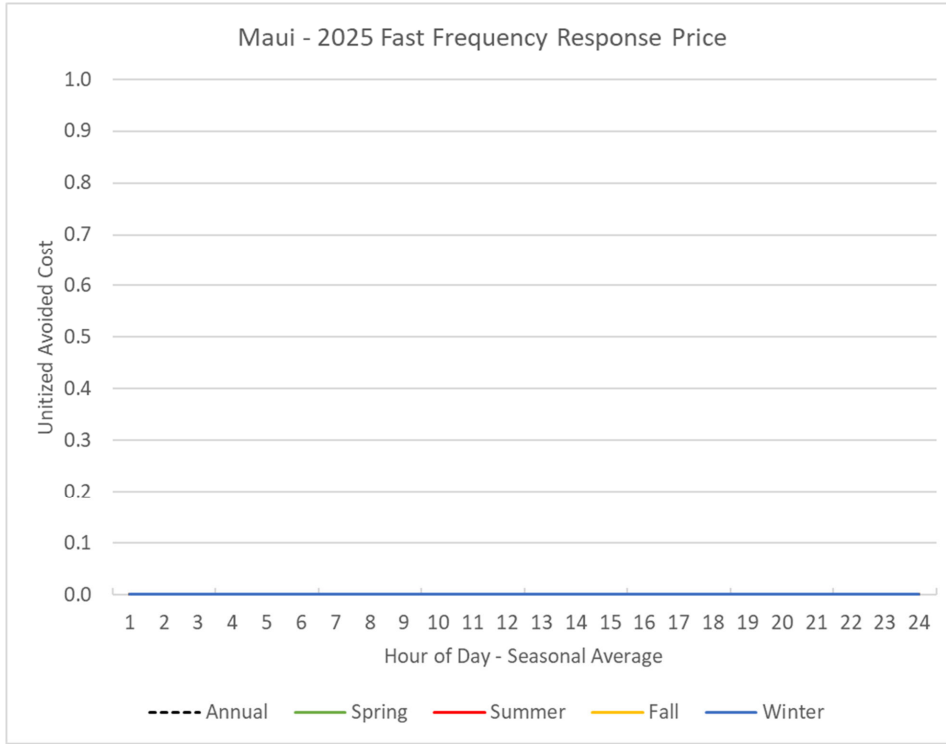


Figure 6: Maui 2025 Price for Upward Regulating Reserve



[Figure 7: Maui 2025 Price for Downward Regulating Reserve](#)



[Figure 8: Maui 2025 Price for Fast Frequency Response](#)

For NWA needs, the distribution avoided cost will be based on the deferral value of the capital project to be deferred for projects offering to meet that service by siting a project on a circuit with ~~an~~ distribution grid needs with a certainty rating of 1. A certainty rating of “1” means that there is an existing need; need identified within 3 years (could be due to “natural” load growth or specific new service requests); or a need identified within 4-5 years due to a new service request.² A certainty rating of “0” means all other situations where a need may be identified.

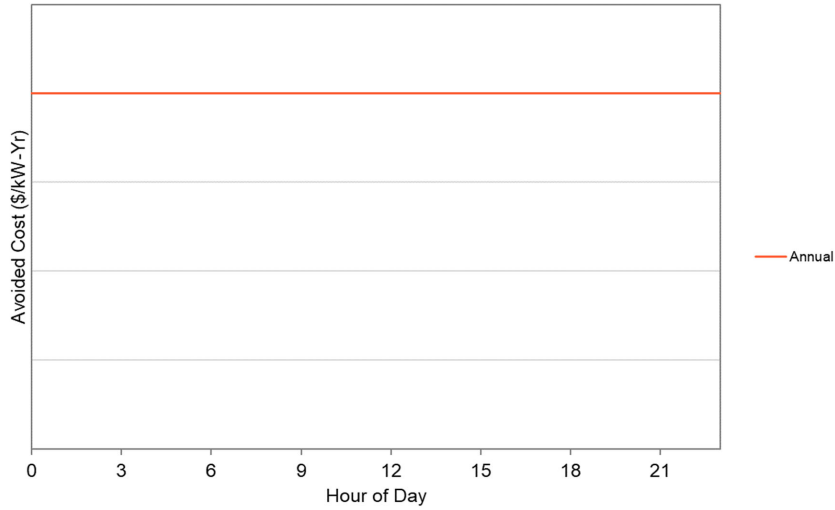
Need or Distribution Service	Year of Need	Location	MW Need	Time of Day	Certainty Rating	<u>LVM Grid Need Name</u>
Distribution Capacity or Distribution Reliability (back-tie)	202X	Circuits/ <u>Transformer</u>	Size of overload (or load increase that caused voltage issue)	Daytime or evening	1 or 0	<u>Grid Need Name</u>
<u>Distribution Reliability</u>	<u>2023</u>	<u>Waiinu 69-23kV Tie Tsf^(a)</u>	<u>10</u>	<u>Evening</u>	<u>1</u>	<u>Grid Need Maui - A</u>

Inserted Cells

~~[NOTE: Specific NWA opportunities to be filled in prior to Final submittal]~~

² New service request is defined as a request made to the Company by an electrical contractor or electrical consultant that includes drawings, plans, electrical loading, and in-service information

Example Distribution Capacity / Distribution Reliability Avoided Cost



[\(a\) Wailuku Tsf 1-4 distribution circuits: 4035, 4031, 1289, 1290, 1447, 1446](#)


[Waiehu Tsf distribution circuits: 1378, 1379](#)

[Waiinu Tsf 1 distribution circuits: 2030](#)

[Kahului Sub 8 Tsf 3-6 distribution circuits: 1264, 1265, 4048, 4049, 4050](#)

EXHIBIT 23

Redline of
Draft CBRE RFP for the Island of Molokai



Maui Electric

DRAFT

REQUEST FOR PROPOSALS

FOR

COMMUNITY-BASED RENEWABLE ENERGY PROJECTS

ISLAND OF MOLOKA‘I

~~JULY 9~~ SEPTEMBER 8, 2020

Docket No. 2015-0389

~~This Request for Proposals (“RFP”) is a DRAFT only. Maui Electric Company, Ltd. (“Maui Electric”) will employ a competitive bidding process to select renewable energy projects including Community Based Renewable Energy consistent with the State of Hawai‘i Public Utilities Commission’s (“PUC”) Competitive Bidding Framework. Under the Competitive Bidding Framework, Maui Electric will file the initial draft RFP with the PUC. Then, Maui Electric will seek input from prospective Proposers and other stakeholders through a Technical Conference as described in the draft RFP and will modify the draft RFP to the extent feasible to address input received in order to foster a robust competitive process. The proposed final RFP will be submitted to the PUC for approval and is subject to further revision based upon direction received from the PUC. After approval by the PUC, Maui Electric will issue the final RFP.~~

Table of Contents

Chapter 1: Introduction and General Information	1
1.1 Authority and Purpose of the Request for Proposals	21
1.2 Scope of the RFP	31
1.3 Competitive Bidding Framework	63
1.4 Role of the Independent Observer	64
1.5 Communications Between the Company and Proposers – Code of Conduct Procedures Manual.....	74
1.6 Company Contact for Proposals	85
1.7 Proposal Submittal Requirements.....	85
1.8 Proposal Fee.....	96
1.9 Procedures for the Self-Build or Affiliate Proposals	107
1.10 Dispute Resolution Process.....	129
1.11 No Protest or Appeal.....	1310
1.12 Modification or Cancellation of the Solicitation Process	1310
Chapter 2: Resource Needs and Requirements.....	1411
2.1 Performance Standards	1411
2.2 Transmission <u>Distribution Level</u> System.....	14
<u>Information</u>	11
2.3 Interconnection to the Company System	1512
Chapter 3: Instructions to Proposers.....	1713
3.1 Schedule for the Proposal Process	1713
3.2 Company RFP Website / Electronic Procurement Platform.....	1714
3.3 Information <u>Conferences</u>	18 <u>Exchange</u>
<u>15</u>	
3.4 Preparation of Proposals	1815
3.5 Organization of the Proposal	1915
3.6 Proposal Limitations	1915
3.7 Proposal Compliance and Bases for Disqualification.....	2016
3.8 Power Purchase Agreement	2017
3.9 Pricing Requirements.....	2219
3.10 Project Description.....	2420

3.11	Sites Identified by the Company.....	<u>2521</u>
3.12	Confidentiality	<u>2722</u>
3.13	Credit Requirements	<u>2722</u>
Chapter 4: Evaluation Process and Evaluation Criteria.....		<u>2823</u>
4.1	Proposal Evaluation and Selection Process	<u>2823</u>
4.2	Eligibility Requirements Assessment	<u>3025</u>
4.3	Threshold Requirements Assessment	<u>3126</u>
4.4	Initial Evaluation – Price and Non-Price Analysis	<u>3428</u>
4.5	Selection of a Priority List	<u>4136</u>
4.6	Best and Final Offer (BAFO)	<u>4136</u>
4.7	Detailed Evaluation.....	<u>4237</u>
4.8	Selection of the Final Award Group	<u>4538</u>
Chapter 5: Post Evaluation Process		<u>4639</u>
5.1	Project Interconnection Process.....	<u>4639</u>
5.2	Contract Negotiation Process.....	<u>4741</u>
5.3	Community Outreach and Engagement.....	<u>4741</u>
5.4	Greenhouse Gas Emissions Analysis.....	<u>4843</u>
5.5	PUC Approval.....	<u>4943</u>
5.6	Facility In-Service.....	<u>4943</u>

List of Appendices

Appendix A	Definitions
Appendix B	Proposer's Response Package / Project Interconnection Data Request
Appendix C	Code of Conduct Procedures Manual
Appendix D	PowerAdvocate User Information
Appendix E	Mutual Confidentiality and Non-Disclosure Agreement
Appendix F	Description of Available Sites
Appendix G	Self-Build Option and Self-Build Option Team Certification Form
Appendix H	Interconnection Facilities and Cost Information
Appendix I	Rule 19 Tariff
Appendix J	Rule 29 Tariff
Appendix K	Model PV Large RDG PPA
Appendix L	Model PV Mid-Tier <u>Standard Form Contract</u> RDG PPA (250 kW to 2.5 MW)
<u>Appendix M</u>	<u>RESERVED</u>
<u>Appendix N</u>	<u>RESERVED</u>
<u>Appendix O</u>	<u>Grid Needs Assessment</u>

Chapter 1: Introduction and General Information

Maui Electric Company, Ltd. (“Maui Electric” or the “Company”) seeks proposals for Community-Based Renewable Energy (“CBRE”) projects for the Maui Electric System on the island of Moloka‘i in accordance with this Request for Proposals (“RFP”).

The Company or its Affiliates may submit a Proposal in response to this RFP subject to the requirements of this RFP.

The Company seeks new variable photovoltaic (“PV”) generation projects paired with energy storage systems in this RFP. For projects 250 kW or greater in size, up to and including 2.5 MW, a pre-approved ~~mid-tier RDG PPA standard form contract~~ will be used in the form of Appendix L (“~~Standard Form Contract~~”).Mid-Tier SFC”). The Mid-Tier SFC treats variable generation facilities as fully dispatchable. For projects greater than 2.5 MW in size, the Company intends to contract for variable renewable dispatchable generation projects through this RFP using its Model Renewable Dispatchable Generation Power Purchase Agreement (“RDG PPA”), which treats variable generation facilities as fully dispatchable. The Company has created a PV version (the “PV RDG PPA”) of its RDG PPA attached as Appendix K.

Each successful Proposer will provide PV generation paired with energy storage to the Company pursuant to the terms of an RDG PPA or ~~Standard Form Contract~~.Mid-Tier SFC. Selected projects greater than 2.5 MW in size will be subject to PUC review and approval by the State of Hawai‘i Public Utilities Commission (“PUC”), while projects selected in this RFP that are 250 kW or greater in size, up to and including 2.5 MW ~~or smaller~~ will not be subject to further regulatory review and approval of the ~~Standard Form Contract~~Mid-Tier SFC.

The Company’s Model RDG PPA and Mid-Tier SFC employ an innovative contracting mechanism which is very different than traditional PPA structures. Proposers are instructed to thoroughly review the Model RDG PPA attached as Appendix K and the Mid-Tier SFC attached as Appendix L, based on the size of their project. The structure of the RDG PPA and Mid-Tier SFC intends to provide payments to the Proposer by the Company on a monthly lump sum basis, based upon the energy potential of the facility, regardless of the actual energy dispatched. In exchange, the utility maintains full dispatch control of the Facility as needed. Under the RDG PPA and Mid-Tier SFC, each Facility must meet certain requirements to receive the full lump sum payment each month. These requirements ensure that each plant is available to the Company for dispatch to meet system needs.

The Company will evaluate Proposals using the evaluation and selection process described in Chapter 4. The Company will evaluate and select Proposals based on both price and non-price factors that impact the Company, its customers, and communities affected by the proposed Projects. The number of Projects that the Company may acquire from this RFP depends on, among other things, the quality and cost-effectiveness of bids received in response to this RFP; economic comparison to other RFP responses; updates to the Company’s forecasts; distribution availability; and changes to regulatory or legal requirements. If attractive Proposals are received that will provide energy and energy storage in excess of the targeted amounts, the Company will consider selecting such Proposal(s) if benefits to customers are demonstrated.

All requirements necessary to submit a Proposal(s) are stated in this RFP. A description of the technical requirements for Proposers is included in the body of this RFP, Appendix B, and in the RDG PPA and ~~Standard Form Contract~~Mid-Tier SFC attached as Appendix K and L.

All capitalized terms used in this RFP shall have the meaning set forth in the glossary of defined terms attached as Appendix A. Capitalized terms that are not included in Appendix A shall have the meaning ascribed in this RFP.

1.1 Authority and Purpose of the Request for Proposals

- 1.1.1 This RFP is issued in response to Order No. 37070 issued on April 20, 2020 and Order No. 37139 issued on May 14, 2020 in Docket No. 2015-0389 as part of a procurement process established by the PUC.
- 1.1.2 This RFP is subject to Decision and Order (“D&O”) No. 23121 in Docket No. 03-0372 (To Investigate Competitive Bidding for New Generating Capacity in Hawai‘i), which sets forth the PUC’s Framework for Competitive Bidding (“Framework” or “Competitive Bidding Framework”).
- 1.1.3 Proposers should review Appendix O, Grid Needs Assessment, to inform Proposers as to the system needs and costs based on inputs and assumptions developed through the Company’s integrated grid planning process, and recent renewable dispatchable generation procurements.¹ The Grid Needs Assessment is intended to inform the development of their Proposals that best meets the needs of the system.

1.2 Scope of the RFP

- 1.2.1 Proposals submitted in response to this RFP shall meet the requirements identified in Part II of Tariff Rule No. 29, Community-Based Renewable Energy Program Phase 2, attached as Appendix J.
- 1.2.2 The Company will only accept Proposals for PV generation paired with energy storage Projects (“Paired Projects”).
- 1.2.3 At least 40% of the Project’s capacity must be reserved for residential ~~subscribers~~Subscribers with unsubscribed RDG compensation subject to the requirements in Article 2 of the RDG PPA or ~~4-Attachment~~ C of the ~~Standard Form Contract~~applicable Mid-Tier SFC.
- 1.2.4 Preference will be given to Projects whose ~~subscriber~~Subscriber portion reserves an amount greater than 40% of Project capacity for residential customers and/or any additional amount of Project capacity dedicated to Low- and Moderate-Income (~~“LMI”~~customers, which means a member of a household with a household income equal to or less than the income limit established by the U.S. Department of Housing and Urban Development (“HUD”) for a LMI Household. To qualify, a household’s income must be

¹ See <https://www.hawaiianelectric.com/clean-energy-hawaii/our-clean-energy-portfolio/renewable-project-status-board>

~~equal to or less than the income limit established by HUD for the customer's household size in the appropriate county. Refer to the HUD website² to obtain the income limits. Customers ("LMI Customers"), as defined in Tariff Rule No. 29 in Appendix J.~~

- 1.2.5 Each Proposal submitted in response to this RFP must represent a Project that is capable of meeting the requirements of this RFP without having to rely on the completion or implementation of any other Project, or without having to rely on a proposed change in law, rule, or regulation.
- 1.2.6 Proposals that will require system upgrades and the construction of which, in the reasonable judgment of the Company (in consultation with the Independent Observer), creates a significant risk that their Project's Guaranteed Commercial Operations Date ("GCOD") will not be met, will not be considered in this RFP.
- 1.2.7 Projects submitted in response to this RFP must be located on the Island of Moloka'i.
- 1.2.8 Proposers will determine their Project Site. Proposers have the option of submitting a Proposal using potential Sites offered and described in Section 3.11. Proposers must locate all Project infrastructure within areas of their Site that are outside the 3.2 feet sea level rise exposure area (SLR-XA) as described in the Hawai'i Sea Level Rise Vulnerability and Adaptation Report (2017)³ and are not located within a Tsunami Evacuation Zone.⁴ All equipment required for a Proposer's project must be sited within the Proposer's project site with no assumptions that any equipment will be sited on Company property unless specified by the Company.
- 1.2.9 Projects must interconnect to the Company's System at the distribution level (12 kV or lower). Projects interconnecting at the distribution level must not exceed 3 MW.
- 1.2.10 Projects submitted in response to this RFP must be 250 kW or larger. No single point of failure from the Facility shall result in a decrease in net electrical output greater than 2.7 MW AC. Proposers for CBRE projects smaller than 250 kW should refer to the Company's CBRE website for instructions on how to submit proposals at ~~<https://www.hawaiianelectric.com/products-and-services/customer-renewable-programs/community-solar>~~. www.hawaiianelectric.com/communitysolar.
- 1.2.11 Contracts for Projects selected through this RFP must use the RDG PPA or ~~Standard Form Contract~~ Mid-Tier SFC, as described in Section 3.8. Under the RDG PPA and ~~Standard Form Contract~~ Mid-Tier SFC, the Company shall maintain exclusive rights to

² ~~<https://www.huduser.gov/>~~

³ Hawai'i Climate Change Mitigation and Adaptation Commission. 2017. Hawai'i Sea Level Rise Vulnerability and Adaptation Report. Prepared by Tetra Tech, Inc. and the State of Hawai'i Department of Land and Natural Resources, Office of Conservation and Coastal Lands, under the State of Hawai'i Department of Land and Natural Resources Contract No: 64064. This report is available at: https://climateadaptation.hawaii.gov/wp-content/uploads/2017/12/SLR-Report_Dec2017.pdf

⁴ See Hawai'i Sea Level Rise Viewer at <https://www.pacioos.hawaii.edu/shoreline/slr-hawaii/>, and National Oceanic and Atmospheric Administration (NOAA) interactive map in partnership with the State of Hawai'i at <https://tsunami.coast.noaa.gov/#/>. Projects infrastructure must be outside the "Tsunami Evacuation Zone" (but not necessary to be outside the "Extreme Tsunami Evacuation Zone").

fully direct dispatch of the Facility, subject to availability of the resource and Section 1.2.12 below. The term of the PPA will be 20 years.

- 1.2.12 The storage component of a Paired Project will be charged during periods when full potential export of the generation component is not being dispatched by the Company, and the storage component can be used to provide energy to the Company during other times that are beneficial to the system. The storage component of a Paired Project must be sized to support the Facility's Allowed Capacity (in MW) for a minimum of four (4) continuous hours throughout the term of the RDG PPA or the ~~Standard Form Contract~~Mid-Tier SFC.

For example, for a ~~32~~ 32 MW facility, the storage component must be able to store and discharge at least ~~128~~ at 2 MW MWh of energy in a cycle throughout the term of the RDG PPA or ~~Standard Form Contract~~Mid-Tier SFC.

- 1.2.13 All Paired Projects must be able to be charged from the grid at the direction of the Company after the 5-year Investment Tax Credit ("ITC") recapture period has lapsed. Paired Projects that are incapable of claiming the ITC must be capable of being 100% charged from the grid from the GCOD.

- 1.2.14 The amount of energy discharged from any energy storage component in a year will be limited to the energy storage contract capacity (in MWh) multiplied by the number of Days in that year. An energy storage component may be dispatched more than once per Day, subject to such discharge energy limitations.

- 1.2.15 Proposals must specify a GCOD no later than December 31, 2025. Preference will be given to Proposals that specify an earlier GCOD during the non-price evaluation. A Proposer's GCOD set forth in its Proposal will be the GCOD in any resulting RDG PPA or Mid-Tier SFC if such Proposal is selected to the Final Award Group. Proposers will not be able to request a change in the GCOD set forth in their Proposals. Proposals that propose an earlier GCOD will be scored higher during the Initial Evaluation phase (see Chapter 4).

- ~~1.2.15~~1.2.16 If selected, Proposers will be responsible for all costs throughout the term of the PPA or ~~Standard Form Contract~~Mid-Tier SFC, including but not limited to Project development, completion of an Interconnection Requirements Study ("IRS"), the cost of conducting a greenhouse gas analysis, land acquisition, permitting, financing, construction of the Facility and all Interconnection Facilities, and the operation and maintenance ("O&M") of the Facility.

- ~~1.2.16~~1.2.17 If selected, Proposers will be solely responsible for the decommissioning of the Project and the restoration of the Site upon the expiration of the PPA, as described in Attachment G, Section 7 of the RDG PPA or the ~~Standard Form Contract~~Mid-Tier SFC.

- ~~1.2.17~~1.2.18 If selected, Proposers shall pursue all available applicable federal and state tax credits. Proposal pricing must be set to incorporate the benefit of such available federal tax credits. However, to mitigate the risk on Proposers due solely to potential changes to

the state's tax credit law before a selected project reaches commercial operations, Proposal pricing shall be set without including any state tax credits. If a Proposal is selected, the PPA for the project will require the Proposer to pursue the maximum available state tax credit and remit tax credit proceeds to the Company for customers' benefit as described in Attachment J of the RDG PPA or the ~~Standard Form Contract~~ Mid-Tier SFC. The PPA will also provide that the Proposer will be responsible for payment of liquidated damages for failure to pursue the state tax credit.

1.3 Competitive Bidding Framework

Consistent with the Framework, this RFP outlines the Company's requirements in relation to the resources being solicited and the procedures for conducting the RFP process. It also includes information and instructions to prospective Proposers participating in and responding to this RFP.

1.4 Role of the Independent Observer

- 1.4.1 Part III.C.1 of the Framework sets forth the circumstances under which an Independent Observer is required in a competitive bidding process. The Independent Observer will advise and monitor all phases of the RFP process and will coordinate with PUC staff throughout the RFP process to ensure that the RFP is undertaken in a fair and unbiased manner. In particular, the Company will review and discuss with the Independent Observer decisions regarding the evaluation, disqualification, non-selection, and selection of Proposals.
- 1.4.2 The role of the Independent Observer, as described in the Framework, will include but is not limited to:
- Monitor all steps in the competitive bidding process
 - Monitor communications (and communications protocols) with Proposers
 - Monitor adherence to the Company's Code of Conduct
 - Submit comments and recommendations, if any, to the PUC concerning the RFP
 - Review the Company's Proposal evaluation methodology, models, criteria, and assumptions
 - Review the Company's evaluation of Proposals
 - Advise the Company on its decision-making
 - Participate in dispute resolution as set forth in Section 1.10
 - Monitor contract negotiations with Proposers
 - Report to the PUC on monitoring results during each stage of the competitive bidding process
 - Provide an overall assessment of whether the goals of the RFP were achieved
- 1.4.3 The Independent Observer for this RFP is: **Arroyo Seco Consulting**.

1.5 Communications Between the Company and Proposers – Code of Conduct Procedures Manual

- 1.5.1 Communications and other procedures under this RFP are governed by the “Code of Conduct Procedures Manual,” (also referred to as the “Procedures Manual”) developed by the Company as required by the Framework, and attached as Appendix C.
- 1.5.2 All pre-Proposal communication with prospective Proposers will be conducted via the Company’s RFP website, Electronic Procurement Platform, and/or electronic mail (“Email”) through the address specified in Section 1.6 (the “RFP Email Address”). Phone communication or face-to-face meetings will not be supported. Frequently asked questions submitted by prospective Proposers and the answers to those questions may be posted on the Company’s RFP website, ~~or sent through either Email or the Electronic Procurement Platform to registered individuals.~~ The Company reserves the right to respond only to comments and questions it deems are appropriate and relevant to the RFP. Proposers shall submit questions no later than fifteen Days before the Proposal Due Date (RFP Schedule in Section 3.1, Items 6 and 7). The Company will endeavor to respond to all questions no later than five Days before the Proposal Due Date.
- 1.5.3 After Proposals have been submitted, the Company may contact individual Proposers for purposes of clarifying their Proposal(s).
- 1.5.4 Any confidential information deemed by the Company, in its sole discretion, to be appropriate to share, will only be transmitted to the requesting party after receipt of a fully executed CBRE Mutual Confidentiality and Non-Disclosure Agreement (“CBRE NDA”). See Appendix E.
- 1.5.5 Except as expressly permitted and in the manner prescribed in the Procedures Manual, any unsolicited contact by a Proposer or prospective Proposer with personnel of the Company pertaining to this RFP is prohibited.

1.6 Company Contact for Proposals

The primary contact for this RFP is:

~~[TBD]
Kyle Blickley
Energy Contract Manager
Hawaiian Electric Company, Inc.
Central Pacific Plaza Building, Suite 2100
220 South King Street
Honolulu, Hawai‘i 96813~~

RFP Email Address: cbrerfp@hawaiianelectric.com

1.7 Proposal Submission Requirements

- 1.7.1 All Proposals must be prepared and submitted in accordance with the procedures and format specified in the RFP. Proposers are required to respond to all questions and provide all information requested in the RFP, as applicable, and only via the communication methods specified in the RFP.
- 1.7.2 Detailed requirements regarding the form, submission, organization and information for the Proposal are set forth in Chapter 3 and Appendix B.
- 1.7.3 Proposals must not rely on any information that is not contained within the Proposal itself in demonstrating compliance for any requirement in this RFP.
- 1.7.4 In submitting a Proposal in response to this RFP, each Proposer certifies that the Proposal has been submitted in good faith and without fraud or collusion with any other unaffiliated person or entity. The Proposer shall acknowledge this in the Response Package submitted with its Proposal. Furthermore, in executing the CBRE NDA provided as Appendix E, the Proposer agrees on behalf of its Representatives (as defined in the CBRE NDA) that the Company's negotiating positions will not be shared with other Proposers or their respective Representatives.

In addition, in submitting a Proposal, a Proposer will be required to provide Company with its legal counsel's written certification in the form attached as Appendix B Attachment 1 certifying in relevant part that irrespective of any Proposer's direction, waiver, or request to the contrary, that the attorney will not share a Proposer's confidential information associated with such Proposer with others, including, but not limited to, such information such as a Proposer's or Company's negotiating positions. If legal counsel represents multiple unaffiliated Proposers whose Proposals are selected for the Final Award Group, such counsel will also be required to submit a similar certification at the conclusion of power purchase agreement negotiations that he or she has not shared a Proposer's confidential information or the Company's confidential information associated with such Proposer with others, including but not limited to, such information as a Proposer's or Company's negotiating positions.

- 1.7.5 All Proposals must be submitted via the Electronic Procurement Platform by 2:00 pm Hawai'i Standard Time ("HST") on the Proposal Due Date shown in the RFP Schedule in Section 3.1. No hard copies of these Proposals will be accepted by the Company.⁵

It is the Proposer's sole responsibility to ensure that complete and accurate information has been submitted on time and consistent with the instructions of this RFP. With this assurance, Company shall be entitled to rely upon the completeness and accuracy of every Proposal. Any errors identified by the Proposer or Company after the Proposal Due Date has passed may jeopardize further consideration and success of the Proposal. If

⁵ Proposals for the SBO(s) have additional submission requirements to the PUC specified in Section 1.9 below.

an error or errors are later identified, Company, in consultation with the Independent Observer, may permit the error(s) to be corrected without further revision to the Proposal, or may require Proposer to adhere to terms of the Proposal as submitted without correction. Additionally, and in Company's sole discretion, if such error(s) would materially affect the Priority List or Final Award Group, Company reserves the right, in consultation with the Independent Observer, to remove or disqualify a Proposal upon discovery of the material error(s). The Proposer of such Proposal shall bear the full responsibility for such error(s) and shall have no recourse against Company's decision to address Proposal error(s), including removal or disqualification. The Energy Contract Manager, in consultation with the Independent Observer, will confirm that the Self-Build Proposals were submitted by milestone (6) Self-Build Proposal Due Date in [Section 3.1, Table 1](#). The Electronic Procurement Platform automatically closes to further submissions after ~~milestone (7) the~~ IPP and Affiliate Proposal Due Date in [Table-Section 3.1 Item 7](#).

1.8 Proposal Fee

- 1.8.1 IPP and Affiliate proposers are required to tender a non-refundable Proposal Fee of \$2,000 for each Proposal submitted.
- 1.8.2 Proposers may submit multiple Proposal variations for a Project for a single Proposal Fee. If such Proposals are on different Sites, a separate Proposal Fee must be paid for each Proposal. The method of submitting multiple Proposals within this RFP is described in [Appendix B](#).
- 1.8.3 Proposers may also submit up to a total of two (2) variations of their Proposal, one variation of which is the base variation of the Proposal. Variations of pricing terms or Facility size can be offered. Whether or not a separate Proposal Fee is required, all unique information for each variation of a Proposal, no matter how minor such variation is, must be clearly identified and separated by following the instructions in [Appendix B Section 4](#).
- 1.8.4 The Proposal Fee must be in the form of a cashier's check or equivalent or equivalent from a U.S.-chartered bank made payable to "Maui Electric Company, Ltd." and must be delivered and received by the Company by 2:00 pm (HST) on the Proposal Due Date shown in the RFP Schedule in [Section 3.1](#). The cashier's check should include a reference to the Proposal(s) for which the Proposal Fee is being provided. [Proposers must identify in the Proposal Response Package \(find instructions in Appendix B Section 1\) the delivery information for its Proposal Fee.](#) Proposers are strongly encouraged to utilize a delivery service method that provides proof of delivery to validate delivery date and time.

If the Proposal Fee is delivered by U.S. Postal Service (with registered, certified, receipt verification), the Proposer shall address it to:

[\[TBD\]](#)
[Kyle Blickley](#)

Energy Contract Manager
Hawaiian Electric Company, Inc.
Mail Code CP21-IU
PO Box 2750
Honolulu, Hawai'i 96840

If the Proposal Fee is delivered ~~in person, or via an alternative registered, certified delivery service by other courier services~~, the Proposer shall ~~use the address specified in Section 1.6. it to:~~

Hawaiian Electric Company, Inc
Ward Receiving
Attention: Kyle Blickley, Energy Contract Manager
Mail Code CP21-IU
799 S. King St.
Honolulu, Hawai'i 96813

Due to COVID-19 disease prevention measures, Proposal Fees cannot be delivered in person.

1.9 Procedures for the Self-Build or Affiliate Proposals

- 1.9.1 Order No. 37070 states that the CBRE RFPs will be open to all bidders, including the ~~Companies~~ Company. The Competitive Bidding Framework allows the Company the option to offer a Proposal(s) in response to this RFP ("Self-Build Option" or "SBO"). Accordingly, the Company must follow certain requirements and procedures designed to safeguard against and address concerns associated with: (1) preferential treatment of the SBO or members, agents, or consultants of the Company formulating the SBO (the "Self-Build Team"); and (2) preferential access to proprietary information ~~of~~ by the Self-Build Team. These requirements are specified in the Code of Conduct ("CBRE Code of Conduct") required under the Framework and implemented by certain rules and procedures found in the Procedures Manual submitted to the PUC in Docket No. 2015-0389 on July 9, 2020. The CBRE Code of Conduct will apply to all CBRE Phase 2 RFPs, regardless of whether the Company will submit an SBO Proposal. A copy of the Procedures Manual is attached as Appendix-C.

The Competitive Bidding Framework also allows Affiliates of the Company to submit Proposals⁶ to RFPs issued by the Company. All Self-Build and Affiliate Proposals are subject to the Company's Code of Conduct and the Procedures Manual. Affiliate Proposals are also subject to any applicable Affiliate Transaction Requirements issued by the PUC in Decision and Order No. 35962 on December 19, 2018, and subsequently modified by Order No. 36112, issued on January 24, 2019, in Docket No. 2018-0065. Affiliate Proposals will be treated identically to an IPP Proposal and must be submitted electronically through the Electronic Procurement Platform by ~~Milestone (7)~~, IPP and Affiliate Proposal Due Date in RFP Table 1, Item 7.

⁶ A Proposal will also be treated as an Affiliate Proposal if the Affiliate is a partner for the Proposal.

- 1.9.2 The Company will require that the Proposal for the SBO(s) and Affiliate Proposals be submitted electronically through the Electronic Procurement Platform. SBO Proposals will be due a minimum of one (1) Day before other Proposals are due. A Proposal for the SBO will be uploaded into the Electronic Procurement Platform in the same manner Proposals from other Proposers are uploaded. The Energy Contract Manager, in consultation with the Independent Observer, will confirm that the Self-Build Proposals are timestamped by Milestone (6) Self-Build Proposal Due Date in RFP Table 1.
- 1.9.3 Detailed requirements for an SBO Proposal can be found in Appendix G. These requirements are intended to provide a level playing field between SBO Proposals and third-party Proposals. Except where specifically noted, an SBO Proposal must adhere to the same price and non-price Proposal requirements as required of all Proposers, as well as certain PPA or ~~Standard Form Contract~~Mid-Tier SFC requirements, such as milestones and liquidated damages, as described in Appendix G. The non-negotiability of the Performance Standards shall apply to any SBO to the same extent it would for any other Proposal. Notwithstanding the fact that it will not be required to enter into an RDG PPA or ~~Standard Form Contract~~Mid-Tier SFC with the Company, a Self-Build Proposer will be required to note its exceptions, if any, to the RDG PPA in the same manner required of other Proposers, and will be held to such modified parameters if selected. In addition to its Proposal, the Self-Build Team will be required to submit Appendix G Attachment 1, Self-Build Option Team Certification Form, acknowledging it has followed the rules and requirements of the RFP to the best of its ability and has not engaged in any collusive actions or received any preferential treatment or information providing an impermissible competitive advantage to the Self-Build Team over other proposers responding to this RFP, as well as adherence to RDG PPA or ~~Standard Form Contract~~Mid-Tier SFC terms and milestones required of all proposers and the SBO's proposed cost protection measures.

The cost recovery methods between a regulated utility SBO Proposal and IPP Proposals are fundamentally different due to the business environments they operate in. As a result, the Company has instituted a process to compare the two types of proposals for the initial evaluation of the price related criteria on a 'like' basis through comparative analysis.

At the core of an SBO Proposal are its total project capital cost and any associated annual operations and maintenance ("O&M") costs. During the RFP's initial pricing evaluation step, these capital costs⁷ and O&M costs will be used in a revenue requirement calculation to determine the estimated revenues needed from customers which would allow the Company to recover the total cost of the project. The SBO revenue requirements are then used in a levelized price calculation to determine a Levelized Benefit ("LB") (\$/MWh) which will then be used for comparison to IPP Proposals.

⁷ ~~Self-Build~~SBO Proposals will be required to provide a table identifying project costs by year. These capital costs should be all inclusive, including but not limited to costs associated with equipment, Engineering, Procurement, and Construction ("EPC"), interconnection, overhead, and Allowance for Funds Used During Construction ("AFUDC").

The Company, in conjunction with the Independent Observer, may also conduct a risk assessment of the SBO Proposal to ensure an appropriate level of customer cost protection measures are included in such Proposal.

The SBO will be permitted to submit a shared savings mechanism with its Proposal to share in any cost savings between the amount of cost bid in the SBO Proposal and the actual cost to construct the Project. If the SBO Proposal is selected to the Final Award Group, the proposed shared savings mechanism will need to be approved by the PUC. Submission of a shared savings mechanism is not required and will not be considered in the evaluation of the SBO Proposal.

1.10 Dispute Resolution Process

- 1.10.1 If disputes arise under the RFP, the provisions of Section 1.10 and the dispute resolution process established in the Framework will control. See Part V of the Framework.
- 1.10.2 Proposers who challenge or contest any aspect of the RFP process must first attempt to resolve their concerns with the Company and the Independent Observer (“Initial Meeting”). The Independent Observer will seek to work cooperatively with the parties to resolve any disputes or pending issues and may offer to mediate the Initial Meeting to resolve disputes prior to such issues being presented to the PUC.
- 1.10.3 Any and all disputes arising out of or relating to the RFP which remain unresolved for a period of twenty (20) Days after the Initial Meeting takes place may, upon the agreement of the Proposer and the Company, be submitted to confidential Mediation in Honolulu, Hawai‘i, pursuant to and in accordance with the Mediation Rules, Procedures, and Protocols of Dispute Prevention Resolution, Inc. (“DPR”) (or its successor) or, in its absence, the American Arbitration Association then in effect (“Mediation”). The Mediation will be administered by DPR. If the parties agree to submit the dispute to Mediation, the Proposer and the Company shall each pay fifty percent (50%) of the cost of the Mediation (i.e., the fees and expenses charged by the mediator and DPR) and shall otherwise each bear their own Mediation costs and attorney’s fees.
- 1.10.4 If settlement of the dispute is not reached within sixty (60) Days after commencement of the Mediation, or if after the Initial Meeting, the parties do not agree to submit any unresolved disputes to Mediation, then as provided in the Framework, the Proposer may submit the dispute to the PUC in accordance with the Framework.
- 1.10.5 In accordance with the Framework, the PUC will serve as the arbiter of last resort for any disputes relating to this RFP involving Proposers. The PUC will use an informal expedited dispute resolution process to resolve the dispute within thirty (30) Days, as

described in Parts III.B.8 and V of the Framework.⁸ There will be no right to hearing or appeal from this informal expedited dispute resolution process.

- 1.10.6 If any Proposer initiates a dispute resolution process for any dispute or claim arising under or relating to this RFP, other than that permitted by the Framework and Section 1.10 (e.g., a court proceeding), then such Proposer shall be responsible for any and all attorneys' fees and costs that may be incurred by the Company or the PUC in order to resolve such claim.

1.11 No Protest or Appeal

Subject to Section 1.10, no Proposer or other person will have the right to protest or appeal any award or disqualification of a Project made by the Company.

By submitting a Proposal in response to the RFP, the Proposer expressly agrees to the terms and conditions set forth in this RFP.

1.12 Modification or Cancellation of the Solicitation Process

- 1.12.1 Unless otherwise expressly prohibited, the Company may, at any time up to the final execution of an RDG PPA or ~~Standard Form Contract~~Mid-Tier SFC, as may be applicable, in consultation with the Independent Observer, postpone, withdraw, and/or cancel any requirement, term, or condition of this RFP, including deferral of the award or negotiation of any contract, and/or cancellation of the award all together, all of which will be without any liability to the Company.
- 1.12.2 The Company may modify this RFP subject to requirements of the Framework, whereby the modified RFP will be reviewed by the Independent Observer and submitted to the PUC thirty (30) Days prior to its issuance, unless the PUC directs otherwise. See Framework Part IV.B.10. The Company will follow the same procedure with regard to any potential postponement, withdrawal, or cancellation of the RFP or any portion thereof.

Chapter 2: Resource Needs and Requirements

2.1 Performance Standards

Proposals must meet the attributes set forth in this RFP, the technical requirements identified in Appendix I of Rule 14H, and either the requirements of the RDG PPA for proposals greater than 2.5 MW or the ~~Standard Form Contract~~Mid-Tier SFC for proposals ~~between~~ 250 kW and/or greater, up to and including 2.5 MW. This RFP, Rule

⁸ The informal expedited dispute resolution process does not apply to PUC review of contracts that result from the RFP. See Decision and Order No. 23121 at 34-35. Further, the informal expedited dispute resolution process does not apply to the Framework's process relating to issuance of a draft and final RFP, and/or to the PUC approval of the RFP because: (1) the Framework (and the RFP) set forth specific processes whereby interested parties may provide input through the submission of comments; and (2) the Framework's dispute resolution process applies to "Bidders" and there are no "Bidders" at this stage in the RFP process.

14H, and either the RDG PPA or the ~~Standard Form Contract~~Mid-Tier SFC set forth the minimum requirements that all Proposals must satisfy to be eligible for consideration in this RFP. If there is a conflict between the Performance Standards in Rule 14H and the RDG PPA or applicable ~~Standard Form Contract~~Mid-Tier SFC, the contract terms will control. Additional Performance Standards may be required based on the results of the IRS.

Facilities that are 1 MW or larger must be able to operate in grid-forming mode when directed by the Company as defined in the RDG PPA or ~~Standard Form Contract~~Mid-Tier SFC.

Black start capability⁹ is required for Paired Projects that are 1 MW or larger. For these facilities, the ability to startup without requiring energy from the grid (Black start capability) is also required including energization of the interconnection transformers. The company may use the facility to assist in system restoration, based upon energy availability and storage state of charge.

- 2.1.1 For Paired Projects, the functionality and characteristics of the storage must be maintained throughout the term of the PPA or ~~Standard Form Contract~~Mid-Tier SFC. To be clear, Proposers may not propose any degradation for either capacity or efficiency in their Proposals.

2.2 Distribution-Level System Information

Proposers are encouraged to use the Locational Value Maps located at <https://www.hawaiianelectric.com/clean-energy-hawaii/integration-tools-and-resources/locational-value-maps> to determine circuit capacity. However, while the Locational Value Map provides information regarding an initial assessment of the potential MW hosting capacity for distribution level circuits, these numbers should only be used as a screening tool to select a circuit that will provide a higher likelihood of interconnection. This is because the methodology used to develop these hosting capacity numbers is geared towards smaller distributed energy resources (“DER”) and does not include the scenario of a larger DER interconnecting at one point. As a result, load flow analyses are required to confirm the impact to line capacities and voltage limits. Detailed load flow analyses will be performed as part of the project selection process.

- 2.2.1 A detailed IRS, when performed, may reveal other adverse system impacts that may further limit a Project’s ability to interconnect and/or further limit the net output of the Facility without upgrades.

⁹ The ability to provide power to the Company's grid without relying on any services or energy from the Company's grid to recover from a total or partial shutdown. When the Company's grid blacks out, the Project may experience step changes in load and other transient and dynamic conditions as it picks up load without support from other resources on the system during start-up (if the Project remains connected) or while connecting.

2.3 Interconnection to the Company System

- 2.3.1 The Proposer must provide all information pertaining to the design, development, and construction of the Interconnection Facilities as specified in Appendix B. Interconnection Facilities includes both: (1) Seller-Owned Interconnection Facilities; and (2) Company-Owned Interconnection Facilities.
- 2.3.2 All Proposals must include a description and conceptual or schematic diagrams of the Proposer's plan to transmit power from the Facility to the Company System. The proposed Interconnection Facilities must be compatible with the Company System. In the design, Projects must adequately consider Company requirements to address impacts on the performance and reliability of the Company System.
- 2.3.2.1 In addition to the Performance Standards and findings of the IRS, the design of the Interconnection Facilities, including power rating, Point(s) of Interconnection with the Company System, and scheme of interconnection, must meet Company standards. The Company will provide its construction standards and procedures to the Proposer (Engineer, Procure, Construct Specifications for Hawaiian Electric Power Lines and Substations) if requested via the communication methods identified in Section 1.5 and upon the execution of a CBRE NDA as specified in Section 3.12.1. These specifications are intended to illustrate the scope of work typically required to administer and perform the design and construction of a Maui Electric substation and power line.
- 2.3.2.2 Interconnection Facilities must be designed such that ~~it~~ it meets or exceeds the applicable single line diagram in Appendix H, Attachment 1 or Attachment 2.
- 2.3.3 Tariff Rule No. 19, a copy of which is attached as Appendix I, establishes provisions for Interconnection and Transmission Upgrades. While the Moloka'i System does not have a traditional Transmission System, the tariff provisions are intended to simplify the rules regarding who pays for, installs, owns, and operates interconnection facilities in the context of competitive bidding.
- 2.3.4 The Proposer shall be responsible for all costs required to interconnect a Project to the Company System, including all Seller-Owned Interconnection Facilities and Company-Owned Interconnection Facilities.
- 2.3.5 Proposers are required to include in their pricing proposal all costs for interconnection and equipment expected to be required between their Facility and their proposed Point of Interconnection. Appendix H includes information related to Company-Owned Interconnection Facilities and costs that may be helpful to Proposers. Selected Proposers shall be responsible for the actual final costs of all Seller-Owned Interconnection Facilities and Company-Owned Interconnection Facilities (see Appendix H, Attachment 1 or Attachment 2), whether or not such costs exceed the costs set forth in a Proposer's Proposal. No adjustments will be allowed to the proposed price in a Proposal if actual costs for Interconnection Facilities exceed the amounts proposed.
- 2.3.6 Proposers are required to include in their pricing proposal all costs for distribution-level service interconnection for station power.

2.3.7 All Projects will be screened for general readiness to comply with the requirements for interconnection. Proposals selected to the Final Award Group will be subject to Section 5.1.1. Proposals selected to the Final Award Group may be subject to further study in the form of an IRS. The IRS process is further described in Section 5.1. The results of the completed IRS or as identified through the Detailed Evaluation process, as well as any mitigation measures identified, will be incorporated into the terms and conditions of a final executed PPA or the ~~Standard Form Contract~~ Mid-Tier SFC for proposals 250 kW or greater, up to and including 2.5 MW ~~or smaller~~.

Chapter 3: Instructions to Proposers

3.1 Schedule for the Proposal Process

Table 1 sets forth the proposed schedule for the proposal process (the “RFP Schedule”). The RFP Schedule is subject to PUC approval. The Company reserves the right to revise the RFP Schedule as necessary. Changes to the RFP Schedule prior to the RFP Proposal Due Date will be posted to the RFP website. Changes to the RFP Schedule after the Proposal Due Date will be communicated via Email ~~or via the Electronic Procurement Platform~~ to the Proposers and posted on the RFP Website.

**Table 1
Proposed RFP Schedule**

Milestone	Schedule Dates
(1) Draft RFP filed	July 9, 2020
(2) Technical Status Conference	July 29, 2020
(3) Parties and Participants file Comments by	August 12, 2020
(4) Proposed Final RFP filed	September 8, 2020
(5) Final RFP is Issued	October 20, 2020 ¹⁰
(6) Self-Build Proposal Due Date	December 21, 2020 at 2:00 pm HST
(7) IPP and Affiliate Proposal Due Date	December 22, 2020 at 2:00 pm HST
(8) Selection of Priority List	March 5, 2021
(9) BAFOs Due	March 12, 2021
(10) Selection of Final Award Group	June 25, 2021
(11) Contract Negotiations Start	July 6, 2021

¹⁰ Per Section IV.B.6.e.ii of the Competitive Bidding Framework “[t]he utility shall have the right to issue the RFP if the Commission does not direct the utility to do otherwise within thirty (30) days after the Commission receives the proposed RFP and the Independent Observer’s comments and recommendations.” October 20, 2020 is based on this thirty (30) day timeline. However, this date and all subsequent dates in the proposed schedule are dependent on any further guidance provided by the PUC.

3.2 Company RFP Website/Electronic Procurement Platform

- 3.2.1 The Company has established a website for general information to share with potential Proposers. The RFP website is located at the following link:

<https://www.hawaiianelectric.com/clean-energy-hawaii/selling-power-to-the-utility/competitive-bidding-for-new-generation/molokai-rfp>

The Company will provide general notices, updates, schedules and other information on the RFP website throughout the process. Proposers should check the website frequently to stay abreast of any new developments. This website will also contain the link to the Electronic Procurement Platform employed by the Company for the receipt of Proposals.

“Sourcing Intelligence” developed by Power Advocate is the Electronic Procurement Platform that the Company has licensed and will utilize for the receipt of Proposals in this RFP. Proposers who do not already have an existing account with PowerAdvocate and who intend to submit a Proposal for this RFP will need to register as a “Supplier” with PowerAdvocate.

- 3.2.2 There are no license fees, costs, or usage fees to Proposers for the use of the Electronic Procurement Platform.

See Appendix D for user information on and screenshots of PowerAdvocate’s Sourcing Intelligence procurement platform.

3.3 Information ~~Conferences~~Exchange

The PUC ~~has scheduled~~conducted a Technical Status Conference on July 29, 2020 to discuss the draft RFP. Parties and Participants ~~will then have an~~had the opportunity to submit comments on the draft RFP. The Company ~~will then~~ reviserevised the RFP after considering the comments received and ~~filed~~filed a final RFP for PUC review and approval.

Additionally, the Company will hold a prerecorded webinar for CBRE in accordance with the Competitive Bidding Framework for prospective Proposers to learn about the provisions and requirements of this RFP. This prerecorded webinar will be posted to the Company’s website within one week of the issuance of the final RFP.

Prospective Proposers may also submit written questions regarding the RFP to the RFP Email Address set forth in Section 1.6. The Company will endeavor to address all questions that will be helpful to prospective Proposers via a Q&A section on the RFP website.

Prospective Proposers should review the RFP Website’s Q&A section prior to submission of their Proposal. Duplicate questions will not be answered.

3.4 Preparation of Proposals

- 3.4.1 Each Proposer shall be solely responsible for reviewing the RFP (including all attachments and links) and for thoroughly investigating and informing itself with respect to all matters pertinent to this RFP, the Proposer's Proposal, and the Proposer's anticipated performance under the RDG PPA or ~~Standard Form Contract~~ Mid-Tier SFC. It is the Proposer's responsibility to ensure it understands all requirements of the RFP, to seek clarification if the RFP's requirements or Company's request is not clear, and to ask for any confirmation of receipt of submission of information. Under Section 1.7.45, the Proposer is solely responsible for all errors in its Proposal(s). The Company will not accept any explanation by a Proposer that it was incumbent on the Company to catch any error.
- 3.4.2 Proposers shall rely only on official information provided by the Company in this RFP when preparing their Proposal. The Company will rely only on the information included in the Proposals, and additional information solicited by the Company to Proposers in the format requested, to evaluate the Proposals received. Evaluation will be based on the stated information in this RFP and on information submitted by Proposers in response to this RFP. Proposals must clearly state all capabilities, functionality and characteristics of the Project; must clearly detail plans to be performed; must explain applicability of information; and must provide all referenced material if it is to be considered during the Proposal evaluation. Referencing- previous RFP submissions or projects for support will not be considered. Proposers should not assume that any previous RFP decisions or preferences will also apply to this RFP.
- 3.4.3 Each Proposer shall be solely responsible for, and shall bear all of its costs incurred in the preparation of its Proposal and/or its participation in this RFP, including, but not limited to, all costs incurred with respect to the following: (1) review of the RFP documents; (2) status conference participation; (3) Site visits; (4) third-party consultant consultation; and (5) investigation and research relating to its Proposal and this RFP. The Company will not reimburse any Proposer for any such costs, including the selected Proposer(s).
- 3.4.4 Each Proposal must contain the full name and business address of the Proposer and must be signed by an authorized officer or agent¹¹ of the Proposer.

3.5 Organization of the Proposal

- 3.5.1 The Proposal must be organized as specified in Appendix B. It is the Proposer's responsibility to ensure the information requested in this RFP is submitted and contained within the defined proposal sections as specified in Appendix B.

¹¹ Proposer's officer or agent must be authorized to sign the Proposal. Such authorization must be in writing and may be granted via Proposer's organizational documents (i.e., Articles of Incorporation, Articles of Organization, By-laws, etc.), resolution, or similar documentation.

3.6 Proposal Limitations

Proposers expressly acknowledge that Proposals are submitted subject to the following limitations:

The RFP does not commit or require the Company to award a contract, pay any costs incurred by a Proposer in the preparation of a Proposal, or procure or contract for products or services of any kind whatsoever. The Company reserves the right, in consultation with the Independent Observer, to accept or reject, in whole or in part, any or all Proposals submitted in response to this RFP, to negotiate with any or all Proposers eligible to be selected for award, or to withdraw or modify this RFP in whole or in part at any time.

- The Company reserves the right, in consultation with the Independent Observer, to request additional information from any or all Proposers relating to their Proposals or to request that Proposers clarify the contents of their Proposals. Proposers who are not responsive to such information requests may be eliminated from further consideration upon consultation with the Independent Observer.
- The Company reserves the right, in consultation with the Independent Observer, to solicit additional Proposals from Proposers after reviewing the initial Proposals. Other than as provided in this RFP, no Proposer will be allowed to alter its Proposal or add new information to a Proposal after the Proposal Due Date.
- All material submitted in response to this RFP will become the sole property of the Company, subject to the terms of the CBRE NDA.

3.7 Proposal Compliance and Bases for Disqualification

Proposers may be deemed non-responsive and/or Proposals may not be considered for reasons including, but not limited to, the following:

- Any unsolicited contact by a Proposer or prospective Proposer with personnel of the Company pertaining to this RFP as described in Section 1.5.5.
- Any illegal or undue attempts by or on behalf of the Proposer or others to influence the Proposal Review process.
- The Proposal does not meet one or more of the Eligibility Requirements specified in Section 4.2.
- The Proposal does not meet one or more of the Threshold Requirements specified in Section 4.3.
- The Proposal is deemed to be unacceptable through a fatal flaws analysis as described in Section 4.4.2.

- The Proposer does not respond to a Company request for additional information to clarify the contents of its Proposal within the timelines specified by the Company.
- The Proposal contains misrepresentations or errors.

3.8 Power Purchase Agreement

- 3.8.1 The Power Purchase Agreement for proposals selected under this RFP that are greater than 2.5 MW in size will be in the form of the RDG PPA, attached as Appendix K.
- 3.8.2 The Power Purchase Agreement for proposals selected under this RFP that are 250 kW or larger, up to and including 2.5 MW in size, will be in the form of a pre-approved ~~Standard Form Contract~~Mid-Tier SFC, attached as Appendix L. The ~~Standard Form Contract~~Mid-Tier SFC will be reviewed and pre-approved by the PUC and as a result, will not be negotiable.
- 3.8.3 If selected, any Affiliate Proposers will be required to enter into the RDG PPA or ~~Standard Form Contract~~Mid-Tier SFC with the Company.
- 3.8.4 If selected, a Self-Build Proposer will not be required to enter into a RDG PPA or ~~Standard Form Contract~~Mid-Tier SFC with the Company. However, the Self-Build Proposer will be held to the proposed modifications to the RDG PPA, if any, it submits as part of the SBO in accordance with Section 3.8.6. Moreover, the SBO will be held to the same performance metrics and milestones set forth in the RDG PPA or ~~Standard Form Contract~~Mid-Tier SFC to the same extent as all Proposers, as attested to in the SBO's Appendix G Attachment 1, Self-Build Option Certification submittal. If liquidated damages are assessed, they will be paid from shareholder funds and returned to customers through the Purchased Power Adjustment Clause ("PPAC") or other appropriate rate adjustment mechanisms.

To retain the benefits of operational flexibility for a Company-owned facility, the SBO Proposal will be permitted to adjust operational requirements and performance metrics with the approval of the PUC. The process for adjustment would be similar to a negotiated amendment to a PPA with PUC approval.

- 3.8.5 In general, under the RDG PPA and ~~Standard Form Contract~~Mid-Tier SFC, payment to the Seller consists of a Lump Sum Payment component to cover the costs of the Project. In return, the Seller shall guarantee minimum performance and availability metrics to ensure that the Facility is maintained and available for energy storage and dispatch, as well as provide an indication of the available energy in near real-time for the Company's dispatch. Company shall not be obligated to accept, nor shall it be required to pay for, test energy generated by the Facility during acceptance testing or other test conditions.
- 3.8.6 The Performance Standards identified in Section 2.1 establish the minimum requirements a Proposal must satisfy to be eligible for consideration in this RFP. A proposed Facility's ability to meet these Performance Standards is both a Threshold Requirement and a Non-Price Related Criteria under Sections 4.3 and 4.4.2, respectively. As such, these

Performance Standards are non-negotiable by a Self-Build Proposer or any other Proposer. Proposers may propose modifications to other sections of the RDG PPA but are encouraged to accept such terms as written in order to expedite the overall RFP process and potential contract negotiations. As a component of their respective Proposals, a Self-Build Proposer or any other Proposers who elect to propose modifications shall provide a Microsoft Word red-line version of the relevant document identifying specific proposed modifications to the model language that the Proposer is agreeable to, as well as a detailed explanation and supporting rationale for each modification.

3.8.6.1 General comments, drafting notes and footnotes such as “parties to discuss,” and reservation of rights to propose modifications at a later time, are unacceptable and will be considered non-responsive. Proposed modifications to the RDG PPA will be evaluated as a non-price evaluation criterion as further described in Section 4.4.2. In order to facilitate this process, the Company will make available electronic versions of the model agreements on the RFP website and through the Electronic Procurement Platform for the RFP. Any proposed modifications to the RDG PPA will be subject to negotiation between the Company and the Final Award Group and should not be assumed to have been accepted either as a result of being selected to the Final Award Group or based on any previously executed PPA. As stated above, since general comments, drafting notes, and footnotes without accompanying specific proposed language modifications are unacceptable and non-responsive, the Company will not negotiate provisions simply marked by such general comments, drafting notes, and footnotes.

3.8.6.2 The Company has an interest in maintaining consistency for certain provisions of the RDG PPAs, such as the calculation of availability and payment terms. Therefore, for such provisions, the Company will endeavor to negotiate similar and consistent language across PPAs for the Final Award Group.

3.8.7 Proposals that do not include specific proposed modifications to the attached RDG PPAs will be deemed to have accepted the RDG PPA in its entirety.

3.9 Pricing Requirements

3.9.1 Proposers must submit pricing for each of their variations associated with each Proposal (if variations as described in Section 1.8.2 and 1.8.3 are submitted). Proposers are responsible for understanding the terms of the RDG PPA or ~~Standard Form Contract~~Mid-Tier SFC. Pricing cannot be specified as contingent upon other factors (e.g., changes to federal tax policy or receiving all Investment Tax Credits assumed).

3.9.2 Escalation in pricing over the term of the RDG PPA or the term of the ~~Standard Form Contract~~Mid-Tier SFC is prohibited.

3.9.3 Pricing information must only be identified within specified sections of the Proposal instructed by this RFP’s Appendix B Proposer’s Response Package (i.e., Proposal pricing information must be contained within defined Proposal sections of the Proposal

submission). Pricing information contained anywhere else in a Proposal will not be considered during the evaluation process.

3.9.4 The Proposer's Response Package must include the following prices for each Proposal (and variation):

For IPP or Affiliate proposals:

- **Lump Sum Payment (\$/year):** Payment amount for full dispatchability of the Facility. Payment will be made in monthly increments.

For Self-Build Proposals:

- **Total Project Capital Costs (\$/year):** Total capital costs for the project (identified by year).
- **Annual O&M Costs (\$/year):** Initial year operations and maintenance costs, annual escalation rate.
- **Annual Revenue Requirement (\$/year):** Annual revenue requirements (ARR) calculated for each year.

See Appendix G for descriptions and detail on the Total Project Capital Costs, Annual O&M Costs, and Annual Revenue Requirement for the Self-Build Proposals.

3.9.5 As identified in the Schedule of Defined Terms in the PPA under "BESS Allocated Portion of the Lump Sum Payment", the allocated portion of the Lump Sum Payment specified for energy storage for the Facility for determining liquidated damages is 50% and shall be a non-negotiable percentage in the PPA.

3.10 Project Description

3.10.1 Proposals are required to provide a NEP RFP Projection for the Project. The NEP RFP Projection associated with the proposed Project represents the estimated annual net energy (in MWh) that could be produced by the Facility and delivered to the Point of Interconnection over a ten-year period with a probability of exceedance of 95%. For Paired Projects, the energy generated by the Facility in excess of Company dispatch but below the Facility's Allowed Capacity and stored in the Facility's energy storage component ~~of~~ and can later be discharged to the Facility POI considering the BESS Contract Capacity and Maximum Rated Output should be included in the NEP RFP Projection. Any energy in excess of what is allowed to be delivered to the POI and would exceed the BESS Contract Capacity shall be excluded from the Net Energy Potential. To achieve this objective, the BESS Contract Capacity (MWh) must be at least four times the MW Capacity of the installed PV Capacity. Any energy generated outside of the proposed Facility that is used to charge the energy storage component should not be factored into the NEP RFP Projection. Any losses that may be incurred from energy being stored and then discharged from the energy storage ~~component~~ (round trip

efficiency losses) should ~~not~~ be ~~factored into~~ excluded from the NEP RFP Projection, but the NEP should consider auxiliary loads in developing the value relative to the POI. The NEP RFP Projection will be used in the RFP evaluation process and therefore Proposers will be held to their provided value.¹²

3.10.2 Paired Project Proposals are required to provide a single value Round Trip Efficiency (“RTE”), measured at the Point of Interconnection, that the Facility will maintain throughout the term of the PPA or Mid-Tier SFC. This RTE value will be used in the RFP evaluation process and therefore Proposers will be held to this provided value. The RTE is specified in Appendix B Section 2.

3.10.23.10.3 Each Proposer must also agree to provide Project financial information, including proposed Project finance structure information specified in Appendix B. Such information will be used to evaluate Threshold Requirements and non-price criteria (e.g., Financial Viability of Proposer, Financial Strength and Financing Plan, State of Project Development and Schedule) set forth in Sections 4.3 and 4.4.2. Upon selection, the Final Award Group may be requested to provide further detailed cost information if requested by the PUC or the Consumer Advocate as part of the PPA approval process. If requested, such information would be provided to the PUC, Consumer Advocate, and Company pursuant to a protective order in the docket.

3.10.33.10.4 The Proposer agrees that no material changes or additions to the Facility from what is submitted in its Proposal will be made without the Proposer first having obtained prior written consent from the Company. Evaluation of all Proposals in this RFP is based on the information submitted in each Proposal at the Proposal Due Date. If any Proposer requests any Proposal information to be changed after that date, the Company, in consultation with the Independent Observer, and in consideration of whether the evaluation is affected, will determine whether the change is permitted.

3.11 Sites Identified by the Company

3.11.1 As an alternative to a Site identified by the Proposer, the Company has identified potential Sites where landowners have expressed a willingness to negotiate a lease or purchase of the land to support a renewable energy project. These Sites were identified through a Land RFI. Proposers will be responsible for working directly with the landowner and must secure Site Control with such ~~land owner~~ landowner prior to submitting a Proposal. Land RFI information is available to interested parties who sign the CBRE NDA. The Land RFI is further described in Appendix F.

¹² If a Proposal is selected to the Final Award Group and a PPA or ~~Standard Form Contract~~ Mid-Tier SFC is executed between the Company and the Proposer, the NEP RFP Projection will be further evaluated at several steps throughout the process as set forth in the RDG PPA or ~~Standard Form Contract~~ Mid-Tier SFC, and adjustments to the Lump Sum Payment will be made accordingly. Additionally, because the Company will rely on an accurate representation of the NEP RFP Projection in the RFP evaluation, a one-time liquidated damage as described in the RDG PPA or ~~Standard Form Contract~~ Mid-Tier SFC will be assessed if the First NEP benchmark is less than the Proposer’s NEP RFP Projection. After the Facility has achieved commercial operations, the performance of the Facility will be assessed on a continuing basis against key metrics identified in the RDG PPA or ~~Standard Form Contract~~ Mid-Tier SFC. See Article 2 and Attachment U of the RDG PPA or the ~~Standard Form Contract~~ Mid-Tier SFC.

Proposers are not required to select a Site identified in the Land RFI and as noted above may propose any Site for a Project.

3.11.2 Additionally, a Company-owned Site is being offered to Proposers for their consideration. The available area is approximately 7.2 acres and comprised of 3 unique areas of approximately 5.7, 1.0, and 0.5 acres, each. The Company-owned site is within the Pala‘au Generating Station property west of Kaunakakai town, referred to as the Pala‘au Site, is further described in Appendix F. This is a different and unique site at the Pala‘au Generating Station property from what was offered in the Moloka‘i Variable Renewable Dispatchable Generation Paired with Energy Storage, issued on November 27, 2019.

Proposers proposing to use the Pala‘au Site shall be required to agree to specific terms and conditions for such use as provided for in Attachment Z (Company-Owned Sites) of the RDG PPA and Attachment K of the Mid-Tier SFC. Provisions providing for access to the site during construction and thereafter, during commercial operations, will be subject to current Company security policies and procedures, including any additional restrictions due to COVID 19. Physical, communication, and internet security will be required consistent with Company policy. Additional measures may be required to limit or eliminate interference between Seller and Company facilities and infrastructure. Such policies, procedures, and requirements may change as necessary during the term of the PPA to reflect changes in Company policies or to remain in compliance with current applicable laws, rules, or regulations. Limited sections of Attachment Z (Company-Owned Sites) (Section 4 Seller's Investigations of the Company-Owned Site, Section 5 Construction and Maintenance, Section 7 Hazardous Substances, and Section 8 Archeological and Historic Items) shall be negotiable.

Due to COVID-19 travel restrictions, a site visit will not be available at this time. The Company will endeavor to provide as much information as possible to interested potential Proposers. Additional site information, beyond the details included in Appendix F, may be provided by the Company. Information on how to request such additional information, if available, will be posted on the Company’s website.

3.12 Confidentiality

3.12.1 Each prospective Proposer must submit an executed CBRE NDA in the form attached as Appendix E by the Proposal Due Date specified in the RFP Schedule in Section 3.1. The form of the CBRE NDA is not negotiable. Information designated as confidential by the Company will be provided on a limited basis, and only those prospective Proposers who have submitted an executed CBRE NDA will be considered. NDAs that were fully executed for prior ~~Maui Electric~~ RFPs will not be accepted. Proposers must clearly identify all confidential information in their Proposals. However, Proposers should designate as confidential only those portions of their Proposals that genuinely warrant confidential treatment. The Company discourages the practice of marking every page of a Proposal as confidential. The Company will make reasonable efforts to protect any such information that is clearly marked as confidential. Consistent with the terms of the CBRE NDA, the Company reserves the right to share any information, even if marked

confidential, to its agents, contractors, or the Independent Observer for the purpose of evaluating the Proposal and facilitating potential contract negotiations.

- 3.12.2 Proposers, in submitting any Proposal(s) to Company in response to this RFP, certify that such Proposer has not shared its Proposal(s), or any part thereof, with any other Proposer of a Proposal(s) responsive to this RFP.
- 3.12.3 The Company will request that the PUC issue a Protective Order to protect confidential information provided by Proposers to the Company and to be filed in a proceeding before the PUC. A copy of the Protective Order, once issued by the PUC, will be provided to Proposers. Proposers should be aware that the Company may be required to share certain confidential information contained in Proposals with the PUC, the State of Hawai'i Department of Commerce and Consumer Affairs, Division of Consumer Advocacy, and the parties to any docket instituted by the PUC, provided that recipients of confidential information have first agreed in writing to abide by the terms of the Protective Order. Notwithstanding the foregoing, no Proposer will be provided with Proposals from any other Proposer, nor will Proposers be provided with any other information contained in such Proposals or provided by or with respect to any other Proposer.

3.13 Credit Requirements

- 3.13.1 Proposers with whom the Company enters into ~~aan RDG~~ PPA or ~~Standard Form Contract~~Mid-Tier SFC must post Development Period Security and Operating Period Security in the form of an irrevocable standby letter of credit from a bank chartered in the United States as required and set forth in Article 14 of the RDG PPA or the ~~Standard Form Contract~~Mid-Tier SFC.
- 3.13.2 The Development Period Security and Operating Period Security identified in the RDG PPAs or the ~~Standard Form Contract~~Mid-Tier SFC are minimum requirements. Proposers shall not propose an amount lower than that set forth in the RDG PPA or the ~~Standard Form Contract~~Mid-Tier SFC.
- 3.13.3 Each Proposer shall be required to provide a satisfactory irrevocable standby letter of credit in favor of the Company from a bank chartered in the United States to guarantee Proposer's payment of interconnection costs for all Company-Owned Interconnection Facilities in excess of the Total Estimated Interconnection Costs and/or all relocations costs in excess of Total Estimated Relocation Costs that are payable to Company as required and set forth in Attachment G to the RDG PPA or the ~~Standard Form Contract~~Mid-Tier SFC.
- 3.13.4 Proposers may be required to provide an irrevocable standby letter of credit in favor of the Company from a bank chartered in the United States in lieu of the required Source Code Escrow in an amount and as required and set forth in Attachment B to the RDG PPA or ~~Standard Form Contract~~Mid-Tier SFC.

Chapter 4: Evaluation Process and Evaluation Criteria

4.1 Proposal Evaluation and Selection Process

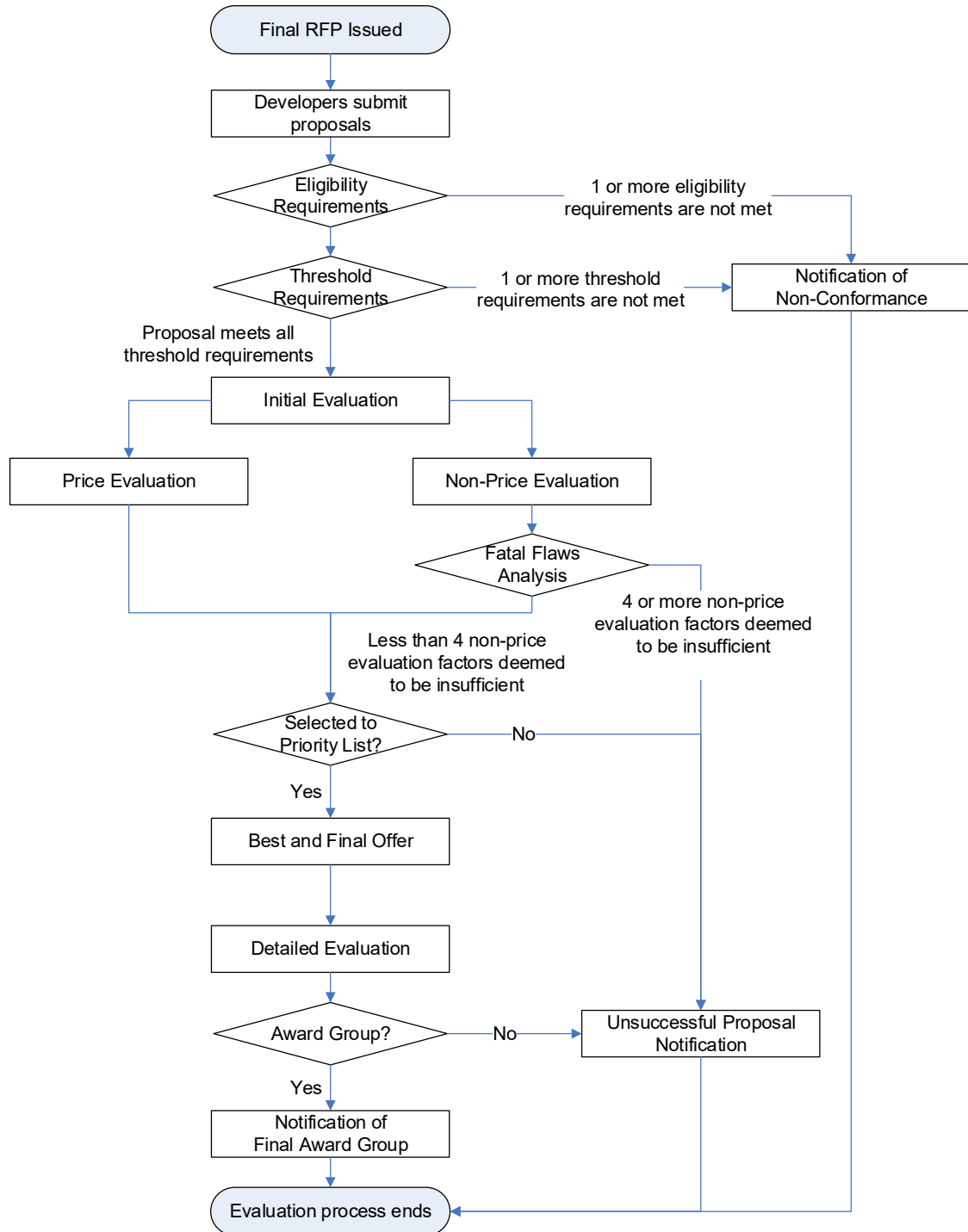
The Company will employ a multi-step evaluation process. Once the Proposals are received, the Proposals will be subject to a consistent and defined review, evaluation, and selection process. This Chapter provides a description of each step of the process, along with the requirements of Proposers at each step. Figure 1 sets forth the flowchart for the proposal evaluation and selection process.

Upon receipt of the Proposals, the Company will review each Proposal submission to determine if it meets the Eligibility Requirements and the Threshold Requirements. The Company, in coordination with the Independent Observer will determine if a Proposer is allowed to cure any aspect of its Proposal or whether the Proposal would be eliminated based on failure to meet either Eligibility or Threshold Requirements.¹³ If a Proposer is provided the opportunity to cure any aspect of its Proposal, the Proposer shall be given three (3) business days to cure from the date of notification to cure.¹⁴ Proposals that have successfully met the Eligibility and Threshold Requirements will then enter a two-phase process for Proposal evaluation, which includes the Initial Evaluation resulting in the development of a Priority List, followed by the opportunity for Priority List Proposals to provide Best and Final Offers, and then a Detailed Evaluation process to arrive at a Final Award Group.

¹³ As a general rule, if a Proposer does not include a requested document, inadvertently excludes minor information or provides inconsistencies in its information, it may be given a chance to cure such deficiency. If a Proposer fails to provide material required information in its Proposal and providing the Proposer an opportunity to cure is deemed by the Company, in consultation with the Independent Observer, as an unfair advantage to such Proposer, the Proposal could be classified as non-conforming and eliminated for failure to meet the Eligibility Requirements.

¹⁴ The initial request will be offered 3 business days to cure. Succeeding inquiries on the deficiencies will be offered cure periods deemed sufficient by the Company and Independent Observer.

Figure 1 – Evaluation Workflow



4.2 Eligibility Requirements Assessment

Upon receipt of the Proposals, each Proposal will be reviewed to ensure that it meets the following Eligibility Requirements.

- A Proposer is not eligible to participate in this RFP if the Proposer, its parent company, or an affiliate of the Proposer has:
 - defaulted on a current contract with the Company, or
 - had a contract terminated by the Company, or
 - any pending litigation with the Company.
- The Proposal including required uploaded files must be received on time via the Electronic Procurement Platform.
- The Proposal Fee must be received on or before the Proposal Due Date.¹⁵
- The Proposal must not contain material omissions.
- The Proposal must be signed and certified by an officer or other authorized person of the Proposer.
- The Proposer must fully execute the CBRE NDA agreement and any other document required pursuant to this RFP.
- The Proposer must provide a Certificate of Vendor Compliance from the Hawai'i Compliance Express dated and issued within 60 days of the date of your Proposal submission (a certificate of good standing from the State of Hawai'i Department of Commerce and Consumer Affairs and also federal and Hawai'i state tax clearance certificates for the Proposer may be substituted for the Certificate of Vendor Compliance).
- The Proposal must not be contingent upon changes to existing county, state, or federal laws or regulations.
- The proposed Project must be located on the island of Moloka'i.
- The Proposal must be for a PV project paired with energy storage.
- The proposed project must be 250 kW or larger.
- Projects interconnecting to a distribution circuit must not exceed 3 MW.
- A minimum of 40% of the ~~subscriber~~Subscriber portion of the Project must be dedicated to residential ~~subscribers~~Subscribers as described in Section 1.2.3.
- No single point of failure from the Facility shall result in a decrease in net electrical output greater than 2.7 MW.
- Project infrastructure and point of interconnection must be located outside the 3.2 feet sea level rise exposure area (SLR-XA) as described in the Hawai'i Sea Level Rise Vulnerability and Adaptation Report (2017), and not located within a Tsunami Evacuation Zone.
- Proposals must meet the grid-charging requirements of Section 1.2.13.
- Proposals must specify a GCOD no later than December 31, 2025.
- Proposals for projects that are 1 MW or greater must provide grid-forming and black start capabilities.
- Proposers shall agree to post Development Period Security and Operating Period Security as described in Section 3.13.

¹⁵ Proposal Fees will not be required for SBO Proposals.

4.3 Threshold Requirement Assessment

Proposals that meet all the Eligibility Requirements will then be evaluated to determine compliance with the Threshold Requirements, which have been designed to screen out Proposals that are insufficiently developed, lack demonstrated technology, or will impose unacceptable execution risk for the Company.

~~Proposers~~ Proposals must provide explanations and contain supporting information demonstrating how and why ~~they believe~~ the Project ~~they are proposing~~ proposed meets each of the Threshold Requirements. Proposals that fail to provide this information or meet a Threshold Requirement will be eliminated from further consideration upon concurrence with the Independent Observer.

The Threshold Requirements for this RFP are the following:

1. **Site Control:** The Proposal must demonstrate that the Proposer has Site Control for all real property required for the successful implementation of a specific Proposal at a Site not controlled by the Company, including any Interconnection Facilities for which the Proposer is responsible. The need for a firm commitment is necessary to ensure that Proposals are indeed realistic and can be relied upon as the Company moves through the remainder of the RFP process. In addition, developmental requirements and restrictions such as zoning of the Site and the status of easements must be identified and will be considered in determining whether the Proposal meets the Site Control threshold.

To meet this Site Control requirement, Proposers must do one of the following:

- Provide documentation confirming (1) that the Proposer has an existing legally enforceable right to use and control the Site, either in fee simple or under leasehold for a term at least equal to the term of the RDG PPA or ~~Standard Form Contract~~ Mid-Tier SFC (“Site Control”) as specified in the Proposer’s Proposal (taking into account the timelines set forth in this RFP for selection, negotiation, and execution of a RDG PPA or ~~Standard Form Contract~~ Mid-Tier SFC and PUC approval as applicable), and (2) the applicable zoning for the Site and that such zoning does not prohibit the development of the Site consistent with the Proposal; or
- Provide documentation confirming, at a minimum, (1) that the Proposer has an executed binding letter of intent, memorandum of understanding, option agreement, or similar document with the land owner (a “binding commitment”) which sets forth the general terms of a transaction that would grant the Proposer the required Site Control, and (2) the applicable zoning for the Site and that such zoning does not prohibit the development of the Site consistent with the Proposal. The binding commitment does not need to be exclusive to the Proposer at the time the Proposal is submitted and may be contingent upon selection of the Proposal to the Final Award Group. If multiple Projects are provided a binding commitment for the same Site, the documents granting the binding commitments must not prevent the Company from choosing the Proposal that otherwise would have been selected.

- Government/Public Lands Only:- The above two bullet points may not be feasible where government or publicly-owned lands are part of the Site or are required for the successful implementation of the Proposal. In such a case, at a minimum the Proposer must provide a credible and viable plan, including evidence of any steps taken to date, to secure all necessary Site Control for the Proposal, including but not limited to evidence of sufficient progress toward approval by the government agency or other body vested with the authority to grant such approval (as demonstrated by records of the agency). The Proposer will still be required, however, to demonstrate Site Control as required in the applicable RDG PPA or ~~Standard Form Contract~~Mid-Tier SFC should the Proposal be selected to the Final Award Group.
- 2. **Performance Standards:** The proposed Facility must be able to meet the performance attributes identified in this RFP and the Performance Standards identified in Section 2.1 of this RFP. Proposals should include sufficient documentation to support the stated claim that the Facility will be able to meet the Performance Standards. The Proposal should include information required to make such a determination in an organized manner to ensure this evaluation can be completed within the evaluation review period.
- 3. **Proven Technology:** This criterion is intended as a check to ensure that the technology proposed is viable and can reasonably be relied upon to meet the objectives of this RFP. The Company will only consider Proposals utilizing technologies that have successfully reached commercial operations in commercial applications (i.e., a PPA) at the scale being proposed. Proposals ~~should~~must include any supporting information for the Company to assess the commercial and financial maturity of the technology being proposed.
- 4. **Experience of the Proposer:** The Proposer, its affiliated companies, partners, and/or contractors and consultants on the Proposer’s Project team must have experience in financing, designing, constructing, interconnecting, owning, operating, and maintaining at least one (1) electricity generation project, including all components of the project (i.e., storage or other attributes), similar in size, scope, technology, and structure to the Project being proposed by Proposer. The Company will consider a Proposer to have reasonably met this Threshold Requirement if the Proposer can provide sufficient information in its Proposal’s RFP Appendix B Section 2.13 tables demonstrating that at least one member of the Proposer’s team (identified in the Proposal) has specific experience in each of the following categories: -financing, designing, constructing, interconnecting, owning, operating, and maintaining projects similar to the Project being proposed.
- 5. **Financial Compliance:**- The proposed Project must not cause the Company to be subject to consolidation, as set forth in Financial Accounting Standards Board (“FASB”) Accounting Standards Codification Topic 810, Consolidation (“ASC 810”), as issued and amended from time to time by FASB. Proposers are required to state to the best of their knowledge, with supporting information to allow the

Company to verify such conclusion, that the Proposal will not result in the Seller under the PPA being a Variable Interest Entity (“VIE”) and result in the Company being the primary beneficiary of the Seller that would trigger consolidation of the Seller’s finances on to the Company’s financial statements under FASB ASC 810. The Company will perform a preliminary consolidation assessment based on the Proposals received. The Company reserves the right to allow a Proposal to proceed through the evaluation process through selection of the Priority List and work with the Proposer on this issue prior to or during PPA negotiations. The Company has determined that for purposes of FASB ASC 842, a generation plus storage facility will be treated as two separate measurements of account. For accounting purposes, the energy storage portion (if applicable) will be treated as a lease, while the generation facility will not. As a result, no lease evaluation will be completed as part of the Proposal evaluation.

•6. Community Outreach: Gaining community support is an important part of a Project’s viability and success. A comprehensive community outreach and communications plan (“Community Outreach Plan”) is an essential roadmap that guides a developer as they work with various communities and stakeholders to gain their support for a Project. Proposers must include a Community Outreach Plan that describes the Proposer’s commitment to work with the neighboring community and stakeholders and to provide them timely Project information during all phases of the Project. The Community Outreach Plan shall include, but not be limited to, the following information: Project description, community scoping (including stakeholders and community concerns), Project benefits, government approvals, development process (including Project schedule), and a comprehensive communications plan.

7. Cultural Resource Impacts: Proposers need to ~~also~~ be mindful of the ~~Projects’~~ Project’s potential impacts to historical and cultural resources. Proposers ~~should~~ must identify: (1) ~~any~~ valued cultural, historical, or natural resources in the area in question, including the extent to which traditional and customary native Hawaiian rights are exercised in the area; (2) the extent to which those resources – including traditional and customary native Hawaiian rights – will be affected or impaired by the proposed action; and (3) the feasible action, if any, to be taken to reasonably protect any identified cultural, historical, or natural resources in the area in question, and the reasonable protection of traditional and customary native Hawaiian rights if they are found to exist in the affected area. Also, Proposers ~~should~~ must have already contracted with a consultant with expertise in this field to begin a cultural impact assessment for the Project.

4.4 Initial Evaluation – Price and Non-Price Analysis

Proposals that meet both the Eligibility and Threshold Requirements are Eligible Proposals which will then be subject to a price and non-price assessment. Two teams have been established to undertake the Proposal evaluation process: a Price Evaluation Team and Non-Price Evaluation Team. The results of the price and non-price analysis

will be a relative ranking and scoring of all Eligible Proposals. Price-related criteria will account for fifty-one percent (51%) of the total score and non-price-related criteria will account for forty-nine percent (49%) of the total score. The non-price criteria and methodology for applying the criteria are explained in Section 4.4.2.

The Company will employ a closed-bidding process for this solicitation in accordance with Part IV.H.3 of the Framework where the price and non-price evaluation models to be used will not be provided to Proposers. However, the Company will provide the Independent Observer with all necessary information to allow the Independent Observer to understand the evaluation models and to enable the Independent Observer to observe the entire analysis to ensure a fair process.

4.4.1 Initial Evaluation of the Price Related Criteria

For the initial price analysis, an avoided cost screening approach will be used to rank proposals. Using the forecast and planning assumptions developed for the Company's Integrated Grid Planning process and evaluation methodology proposed in the Solution Evaluation & Optimization Working Group, a resource portfolio will be developed using a capacity expansion model to identify proxy resources that serve the grid needs and inform their marginal avoided costs. For each Proposal, the avoided cost of each grid ~~needs~~service would be multiplied by the expected ability of the Proposal to provide that service or others, and summed across the services to determine the potential benefit of the Proposal. The benefit would then be reduced by the Proposal cost and normalized by the Net Energy Potential ("NEP") provided in the Proposal to calculate a Levelized Benefit ("LB") (\$/MWh).

The Company will conduct the comparative evaluation and award evaluation points to Proposals in accordance with the relative ranking based on LB. The Eligible Proposal with the highest LB will receive 510 points. All other Eligible Proposals will receive points based on a proportionate reduction using the percentage by which the Eligible Proposal's LB is lower than the highest LB. For example, if a Proposal's LB is ten percent (10%) lower than the highest LB, the Proposal will be awarded 459 points (that is, 510 points less 10%). The result of this assessment will be a ranking and scoring of the Proposals.

4.4.2 Initial Evaluation of the Non-Price Related Criteria

For the non-price analysis, each Proposal will be evaluated on each of the ~~eleven~~ (+twelve (12)) non-price criteria categories set forth below:

1. Community Outreach ~~and Cultural Resource Impacts~~
2. State of Project Development and Schedule
3. Performance Standards
4. Locational Value for Community Resilience
5. Commitment to Residential Subscriber Participation
6. CBRE Program
7. Environmental Compliance and Permitting Plan
8. Experience and Qualifications

9. Financial Strength and Financing Plan
10. RDG PPA Contract ~~Exceptions~~Proposed Modifications
11. Guaranteed Commercial Operations Date
12. Cultural Resource Impacts

Each of the first six criteria – Community Outreach ~~and Cultural Resource Impacts~~, State of Project Development and Schedule, Performance Standards, Locational Value for Community Resilience, Commitment to Residential Subscriber Participation, and CBRE Program – will be weighted twice as heavily as the others to reflect the impact these categories have to achieve a successful and timely procurement. The non-price criteria are generally scored on a scale of 1 (poor) to 5 (highly preferable). A score of 3 means that a Proposal meets the minimum standard for that criteria.

The total non-price score will be the sum of the scores for each of the individual non-price criteria. The Company will then award non-price evaluation points in accordance with the relative ranking of scores within each evaluation category. The Proposal in each evaluation category with the highest total non-price score will receive 490 points, and all other Proposals will receive points equal to the Proposal's score divided by the top score, multiplied by 490.

During the non-price criteria evaluation, a fatal flaws analysis will also be conducted such that any Proposal that is deemed not to meet the minimum standards level for four (4) or more non-price criteria will be disqualified given that the Proposal has failed to meet a majority of non-price factors that are indicative as to the general feasibility and operational viability of a proposed Project. ~~The Locational Value for Community Resilience and Commitment to Residential Subscriber Participation non-price criteria~~Non-price criteria number 4, 5 and 11 above will be excluded from the fatal flaws analysis.

The ~~Companies'~~Company's evaluation of the non-price criteria will be based on the materials provided by a Proposer in its Proposal. Acceptance of any Proposal into the Final Award Group shall not be assumed or construed to be an endorsement or approval that the materials provided by Proposer are complete, accurate or in compliance with applicable law. The ~~Companies assume~~Company assumes no obligation to correct, confirm, or further research any of the materials submitted by Proposers. Proposers retain sole responsibility to ensure their Proposals are accurate and in compliance with all laws.

The non-price criteria are:

1. **Community Outreach ~~and Cultural Resource Impacts~~** – Gaining community support is an important part of a Project's viability and success. An effective Community Outreach Plan will call for early meaningful communications with stakeholders and will reflect a deep understanding and respect for the community's desire for information to enable them to make informed decisions about future projects in their communities. Therefore, Proposals will be evaluated on the quality of the Community Outreach Plan to inform the Project's impacted

communities. ~~Proposers need to also be mindful of the Project's potential impacts to historical and cultural resources. Proposers should identify (1) valued cultural, historical, or natural resources in the area in question, including the extent to which traditional and customary native Hawaiian rights are exercised in the area; (2) the extent to which those resources—including traditional and customary native Hawaiian rights—will be affected or impaired by the proposed action; and (3) the feasible action, if any, to be taken to reasonably protect the valued cultural, historical, or natural resources in the area in question, or native Hawaiian rights if they are found to exist.~~

Proposals should include a Community Outreach Plan that describes the Proposer's commitment to work with the neighboring community and stakeholders and to provide timely Project information during project development, construction and operation. The Community Outreach Plan shall include, but not be limited to the following:

- 1) Project description. A thorough description including a map of the location of the Project. This information will help the community understand the impact that the Project may have on the community.
- 2) Community scoping. Identify stakeholders (individuals, community leaders, organizations), community issues and concerns, and community sentiment.
- 3) Project benefits. An explanation of the need for the Project. This will help the community to understand how the Project might benefit their community.
- 4) Government approvals. Required government permits and approvals, public hearings and other opportunities for public comment. This information will help the community to understand the level of public scrutiny and participation that might occur for the Project and the opportunities to provide public comments.
- 5) Development process. A Project schedule that identifies key milestones will facilitate the community's understanding of the development process.
- 6) Communications Plan. A communications plan including a detailed community outreach schedule that will keep the affected communities and stakeholders informed about the Project's outreach efforts during early Project development period through construction and operations.

—Preference will be given to Proposers who have already identified established contacts to work with the local community, have used community input to incorporate changes to the final design of the Project and mitigate community concerns, have proposed a community benefits package (including details of the community recipients and benefits package), or have community consultants as part of the Project team doing business in Hawai'i that have successfully worked with communities in Hawai'i on the development of two or more energy projects or projects with similar community issues. These criteria

are aligned with the ~~Companies'~~Company's community engagement expectation whereby all developers will be required to engage in community outreach prior to signing a PPA with the ~~Companies~~Company. This process is also outlined in RFP Section 5.3. Further information and ~~details~~instructions regarding expectations for the Community Outreach Plan are included as Attachment 4, ~~Attachment 5~~, and ~~Attachment 65~~ to Appendix B:

~~—Also, Proposers should have already contracted with a consultant with expertise in such field to begin a cultural impact assessment for the Project. Preference will be given to Proposals that are further along in the assessment process and are able to provide a mitigation/action plan or are able to provide a date for when a mitigation/action plan will be available that addresses any identified cultural resource issues.~~

State

2. **Stage of Project Development and Schedule** – Projects that are further along in development generally have lower project execution risk and a greater probability of being able to be successfully placed into service prior to the GCOD (specifically identified in each Proposal). At a minimum, Projects should demonstrate how they plan to capture any ITC safe harbor and reach their GCOD specified, including identification of risks and schedule assumptions. (Schedules must identify the IRS completion date and PUC approval dates assumed.) Proposals should also demonstrate, via a detailed critical path schedule, that there is a high likelihood that the Project will be able to reach commercial operations as specified. Proposals shall include a Gantt chart that clearly illustrates the overall schedule and demonstrates achievement of any ITC safe harbor, if applicable, and commercial operations by their specified GCOD. The Gantt chart shall include task durations and dependencies, identify tasks that will be fast tracked, and identifies slack time and contingencies. This criterion will also look at the high-level Project costs set forth in the Proposal including:- costs for equipment, construction, engineering, Seller-Owned Interconnection Facilities, Company-Owned Interconnection Facilities, land, annual O&M, the reasonableness of such costs and the assumptions used for such costs. Project costs that do not appear reasonable for a project of the size proposed may result in a lower ranking for this criterion if the Company reasonably determines that the cost information is unrealistic based on prior experience in the market which may result in a risk that the Project can be built on time and for the price proposed by the Proposer. The Company reserves the right to discuss any cost and financial information with a Proposer to ensure the information provided is accurate and correct.
- 3. Performance Standards:- — The proposed Facility must be able to meet the performance attributes identified in this RFP and the Performance Standards identified in the RDG PPA or the ~~Standard Form Contract~~Mid-Tier SFC. The Company will review the Proposal information received, including design documents and operating procedures materials provided in the Proposal, and evaluate whether the Project as designed is able to meet the Performance Standards identified in the RDG PPA or ~~Standard Form Contract~~Mid-Tier SFC

and in this RFP. At a minimum, in addition to meeting the Performance Standards, the ~~Proposals~~Proposal should include sufficient documentation, provided in an organized manner, to support the stated claim that the Facility will be able to meet the Performance Standards. The Proposal should include information required to make such a determination in an organized manner to ensure this evaluation can be completed on a timely basis. Preference will be given to Proposals that provide detailed technical and design information showing how each standard can be met by the proposed Facility. Preference will also be provided on facilities that offer additional capabilities.

- ~~Locational Value for Community Resilience~~ – The Company has identified ~~areas on the grid where the siting of a that~~ CBRE ~~project would~~projects have the potential to support community resilience. For Projects to support community resilience, the requirement for storage with grid-forming and black start capability is needed ~~in areas identified with potential microgrids or~~. Proposals should provide a description of the critical customers/facilities following a disruption in service. Proposers are encouraged to and will be scored more favorably for locating projects in the following:

~~Table 2: Community Resilience~~

- 4. ~~[NOTE: Community infrastructure or community resilience areas hubs in proximate location to be identified in prior to Final RFP submittal]~~the proposed Project site that could benefit from the islanding capabilities of the proposed Project.

~~3.5.~~3.5. **Commitment to Residential Subscriber Participation** – Proposals will be evaluated on the planned commitments of the Project’s Subscriber Organization to encourage participation of residential Subscribers. At a minimum, Subscriber Organizations will be required to set aside 40% of the Project’s ~~Capacity~~capacity for residential Subscribers. Proposers that commit to reserving a portion larger than 40% of their Project ~~Capacity~~capacity for residential Subscribers will be given more favorable scoring. In addition, Proposals will also be evaluated on the planned commitments of the Project’s Subscriber Organization to encourage participation of LMI ~~subscribers~~Customers. Proposers that commit to reserving a ~~separate~~ portion of the Project’s ~~Capacity~~capacity for LMI ~~Subscribers~~Customers will be given more favorable scoring.

~~4.6.~~4.6. **CBRE Program** – Proposals will be evaluated on several facets of the CBRE program being proposed.

- 1) **Program Offering:** Proposals will be evaluated to give preference to program offerings that ~~are most likely to succeed with and~~ provide the most benefits to residential and LMI ~~customers~~Customers, as applicable. Financing options, upfront fees, payment over time, public funding options, and other creative approaches will be preferred along with programs that offer higher expected customer level savings, favorable

payback periods and mechanisms, and other customer benefits. In addition, Proposals shall describe the extent to which residential Subscribers will be financially responsible for the Facility's underperformance.

~~1)~~

2) **Marketing and Outreach Plans:** Proposals will be evaluated on the proposed strategies and methods to educate, inform, and stimulate the market in order to achieve their target levels of participation.

3) **Program Experience:** ~~Consideration~~ Proposals will also be given ~~to be evaluated on~~ Proposers ~~that have demonstrated documented~~ success in ~~the past with projects reaching and retaining participation of residential and~~ LMI Customers, as applicable, in other community-based renewable energy programs.

~~3)~~

7. Environmental Compliance and Permitting Plan – This criterion relates to the potential (short- and long-term) environmental impacts associated with each project, the quality of the plan offered by the Proposer to mitigate and manage any environmental impacts (including any pre-existing environmental conditions), and the plan of Proposers to remain in environmental compliance over the term of the contract. These impacts are reflected on a technology-specific basis. Completing any necessary environmental review and obtaining the required permitting in a timely manner is also important and Proposals will be evaluated on their plan to identify, apply for, and secure the required permits for the Project, any permitting activity that has been completed to date, including having initial discussions with the applicable regulating agencies such as U.S. Fish and Wildlife and the State of Hawai'i Department of Land and Natural Resources' Division of Forestry and Wildlife, ~~to the extent applicable,~~ prior to submitting a Proposal, and the degree of certainty offered by the Proposer in securing the necessary permits.

At a minimum, proposed Projects should be expected to have minimal environmental impact for most areas and Proposals should provide a comprehensive plan to mitigate the identified potential or actual significant environmental impacts to remain in environmental compliance. -The proposed mitigation plans should be included in the Project timeline. Preference will be given to Proposals that provide a more detailed plan as well as those that have proactively taken steps to mitigate potential environmental impacts.

~~5.~~ Also, this criterion requires that, at a minimum, Proposers should have identified, and disclosed in their Proposal(s), all major permits, approvals, appurtenances and entitlements (including applicable access, rights of way and/or easements) (collectively, the "permits") required and have a preliminary plan for securing such permits. Preference will be given to Proposals that are able to provide a greater degree of certainty that its plan to secure the required permits is

realistic and achievable, or have already received all or a majority of the required permits. The Proposer should disclose all identified (a) discretionary permits required, i.e., those requiring public or contested case hearings and/or review and discretionary approval by an appropriate government agency and (b) ministerial ~~permits required, i.e., those requiring the submission of documents or other ministerial~~ conditions without discretionary approval conditions. In all cases, the Proposer must provide a credible and viable plan to secure all necessary and appropriate permits necessary for the project. For example, if the project is located within an agricultural district, the Proposer shall provide evidence of Proposer's verification with the appropriate government agency that the project complies with HRS Section 205-2 and Section 205-4.5, relating to solar energy facilities placed on agricultural land, provided, however that where a special use permit (under Section 205-6), exemption (under Section 205-6), or amendment to land use district boundary lines (under Section 205-4) is required to secure such compliance, Proposer shall identify the need for such permit, exemption or amendment and provide a list of required prerequisites and/or conditions and a realistic timeline necessary to obtain such permit, exemption or amendment satisfactory for Proposer to still meet its designated ~~GCOD~~ Guaranteed Commercial Operations Date.

8. Experience and Qualifications – Proposals will be evaluated based on the experience of the Proposer in financing, designing, constructing, interconnecting, owning, operating, and maintaining projects (including all components of the project) of similar size, scope and technology. At a minimum, Proposals must show via the table format specified in RFP Appendix B Section 2.13 that at least one (1) member must have specific experience in each of the following categories: -financing, designing, constructing, interconnecting, owning, operating, and maintaining at least one electricity generation project including all components of the project similar to the Project being proposed. -Preference will be given to Proposers with experience in successfully developing multiple projects that are similar to the one being proposed and/or that have prior experience successfully developing and interconnecting a utility scale project to the Company's System.

6.9. Financial Strength and Financing Plan – This criterion addresses the comprehensiveness and reasonableness of the financial plan for the Project as well as assesses the financial strength and capability of the Proposer to develop the Project. A complete financial plan addresses the following issues: Project ownership, capital cost and capital structure, sources of debt and equity, and evidence that credit-worthy entities are interested in financing the Project. The financial strength of Proposers or their credit support providers will be considered, including their credit ratings. The financing participants are expected to be reasonably strong financially. Developers and their sources of capital that have investment grade credit ratings from a reputable credit rating agency (S&P, Moody's, Fitch) will also be given preference, with those that have higher credit ratings ranked higher.

7.10. RDG PPA Contract Proposed Modifications – Proposers are encouraged to accept the contract terms identified in the model ~~agreements~~RDG PPA in ~~their~~its entirety in order to expedite the overall RFP process and potential contract negotiations. Proposers who accept the model ~~agreements~~RDG PPA without edits or utilize the ~~Standard Form Contract~~Mid-Tier SFC, which is non-negotiable and cannot be marked up as part of their Proposal, will receive a higher score and will be the only proposals that can achieve the highest scoring for this non-price evaluation- criterion. Technology-specific or operating characteristic-required modifications, with adequate explanation as to the necessity of such modifications, will not jeopardize a project’s ability to achieve the highest score. Proposers who elect to propose modifications to the model agreements shall provide a Microsoft Word red-line version of the applicable document identifying specific proposed modifications to the model agreement language, as well as a detailed explanation and supporting rationale for each modification. General comments without proposed alternate language, drafting notes without explanation or alternate language, footnotes such as “parties to discuss,” or a reservation of rights to make additional modifications to the model agreements at a later time are unacceptable, will be considered unresponsive, and will result in a lower score. See also Section 3.8. The Company and Independent Observer will evaluate the impact that the proposed modifications will have on the overall risk assessment associated with the evaluation of each Proposal.

11. Guaranteed Commercial Operations Date: – Proposers that are able to design for and commit to an earlier GCOD will be given more favorable scoring. Proposers will be held to the ~~Guaranteed Commercial Operations Date~~GCOD identified in their Proposal. The GCOD will be a Guaranteed Milestone and will be inserted without amendment into the RDG PPA or ~~Standard Form Contract~~Mid-Tier SFC, as applicable.

12. Cultural Resource Impacts – Proposers need to be mindful of the Project’s potential impacts to historical and cultural resources. Proposers should have identified (1) valued cultural, historical, or natural resources in the area in question, including the extent to which traditional and customary native Hawaiian rights are exercised in the area; (2) the extent to which those resources – including traditional and customary native Hawaiian rights – will be affected or impaired by the proposed action; and (3) the feasible action, if any, to be taken to reasonably protect any identified cultural, historical, or natural resources in the area in question, and the reasonable protection of traditional and customary native Hawaiian rights in the affected area.

Also, Proposers should have already contracted with a consultant with expertise in this field to begin a cultural impact assessment for the Project. Proposals will be evaluated on the Proposer’s plan and commitment to addressing cultural resource impacts on their Project, if any. Therefore, in order to be evaluated for this criterion, Proposers should, at least, provide the following documentation, as applicable: 1) Proposer’s or its consultant’s experience with

cultural resource impacts on past projects; 2) the status of their cultural impact assessment plan. Proposals will be evaluated on the extent to which their cultural impact assessment plan has been developed, and preference will be given to Proposals that are further along in the assessment process, including but not limited to, whether a mitigation/action plan has been provided that addresses any identified cultural resource issues, or a date for when such a plan will be available has been identified, or any portions of such plan have been completed.

8.

4.5 Selection of a Priority List

At the conclusion of both the price and non-price analysis, a total score will be calculated for each ~~Eligible~~ Proposal using the 51% price-related criteria / 49% non-price-related criteria weighting outlined above. The price and non-price analysis, and the summation of both price and non-price scores described above, will result in a ranking of Proposals.

The Company will determine a Priority List from the highest scoring Proposals. The ~~Companies~~ Company will develop the Priority Lists in consultation with the Independent Observer. The ~~Companies reserve~~ Company reserves the right, in consultation with the Independent Observer, to limit the projects allowed for further consideration in the initial evaluation to projects that fall within 15% of the highest Levelized Benefit. Selection to the Priority List does not assure an eligible Project's inclusion in the selection of the Final Award Group.

4.6 Best and Final Offer (BAFO)

4.6.1 The Company will solicit a Best and Final Offer from Proposers selected to the Priority List. If the SBO is selected to the Priority List, the SBO will not be eligible to provide a Best and Final Offer and the original pricing submitted in its Self-Build Proposal will be used in the Detailed Evaluation. All other Proposers selected to the Priority List will have the opportunity to update (downward only)¹⁶ the pricing elements in their Proposal in order to improve the competitiveness of their Proposal prior to being further assessed in the Detailed Evaluation phase. At this point in the process, updates may only be made to the following pricing elements:

- Lump Sum Payment (\$/year) amount

Proposers will not be allowed to increase their price¹⁷ but may elect to maintain the same pricing submitted in their original Proposal. Proposers will not be allowed to make any other changes to their Proposal during the Best and Final Offer.

¹⁶ Proposers will only be allowed to adjust pricing elements downward. No upward adjustment to the pricing elements will be permitted or considered. All other characteristics of the Proposal and Facility capabilities must remain valid and unchanged (e.g., NEP, GCOD, etc.)

¹⁷ Proposers will not be allowed to increase the pricing in their Proposals to address interconnection and/or system upgrade costs or for any other reason.

- 4.6.2 If a Proposer does not propose improvements to their pricing elements during the Best and Final Offer solicitation, the original Proposal pricing elements will be deemed its Best and Final Offer.¹⁸

4.7 Detailed Evaluation

The Best and Final Offers of the Priority List Proposals -as well as any original Self-Build Proposals, if advanced to the Priority List, will be further assessed in the Detailed Evaluation to identify the Proposals selected to the Final Award Group.

The detailed evaluation process will consist of assessment of combinations of Proposals from the Priority List. A capacity expansion model will use the same assumptions as in the Initial Evaluation but replace the generic resource costs and performance characteristics with the specific costs and performance characteristics of the Projects. Due to computational limitations, all Proposals from the Priority List may not be evaluated simultaneously. The ranking developed in the Initial Evaluation can be used to screen the Proposals in the Detailed Evaluation to those that provide the highest potential benefit to the system. A production simulation model will then be used to provide a feasibility check on the final resource portfolio of Projects.

The evaluation will evaluate the benefits and costs of integrating the Project or combination of Projects onto the Company's System which includes:

1. The cost to dispatch the Project or combination of Projects and the energy and storage purchased;
2. The fuel cost savings (benefits) and any other direct savings (IPP savings from dispatchable fossil fuel savings, *where applicable*) resulting from the displacement of generation by the Priority List Proposals, including consideration of round-trip efficiencies for facilities with storage;
3. The estimated increase (or decrease) in operating cost, if any, incurred by the Company to maintain system reliability; and
4. The cost of imputed debt, if applicable.

As noted, the Company will take into account the cost of rebalancing its capital structure resulting from any debt or imputed debt impacts associated with each Proposal (including any costs to be incurred by the Company, as described above, that are necessary in implementing the Proposal). The Company proposes to use the imputed debt methodology published by S&P that is applicable to the Proposal being evaluated. S&P views long-term PPAs as creating fixed, debt-like financial obligations that represent substitutes for debt-financed capital investments in generation capacity. By adjusting financial measures to incorporate PPA-fixed obligations, greater comparability of utilities

¹⁸ The Company reserves the right, in consultation with the Independent Observer, to adjust the parameters of the BAFO, in the unlikely event that system needs have evolved in a way that the Proposals received do not fully address.

that finance and build generation capacity and those that purchase capacity to satisfy new load are achieved.

During the Detailed Evaluation and before the Proposals advance to the Final Award Group, the Company will perform load flow analyses to determine if certain Projects or combinations of Projects introduce circuit constraints that will factor into the selection process. This is to address the possibility that even though sufficient line capacity was identified for an individual Project, Projects on separate circuits that are in close proximity with each other could introduce additional circuit constraints. The Company reserves the right, in consultation with the Independent Observer, to allow minor modifications (i.e., downsize project) to a Proposal to avoid such additional constraints. If such modification resulted in a reduced size of the Facility, the pricing proposed would also need to be revised. Under no circumstances would a Proposer be allowed to increase their price as a result of such minor modification.

Also in the Detailed Evaluation, other factors will be validated to ensure that the final combination of Projects provides the contemplated benefits that the Company seeks. The Company will evaluate the collateral consequences of the implementation of a combination of Projects, including consideration of the geographic diversity, resource diversity, interconnection complexity, and flexibility and latitude of operation control of the Projects.

The Company may assess additional combinations of Projects if requested by the Independent Observer and if the time and capability exist to perform such analyses.

Projects interconnecting to distribution circuits may be subject to the Technical Review process of Rule 14H. The ~~Companies~~Company may consider a Project's performance through this process in the Detailed Evaluation.

4.8 Selection of the Final Award Group

Based on the results of the Detailed Evaluation and review of the results with the Independent Observer, the Company will select a Final Award Group. Projects selected to the Final Award Group that are 250 kW or greater, up to and including 2.5 MW in size will execute a ~~Standard Form Contract~~Mid-Tier SFC with the Company in the form of Appendix L. Projects larger than 2.5 MW will enter into PPA negotiations. All Proposers will be notified at this stage of the evaluation process whether their Proposal is included in the Final Award Group.

Selection to the Final Award Group and/or entering into contract negotiations does not guarantee execution of a RDG PPA or ~~Standard Form Contract~~Mid-Tier SFC.

Further, if at any time during the evaluation process it is discovered that a Proposer's Proposal contains incorrect or misrepresented information that have a material effect on any of the evaluation processes, including selection of the Priority List or the Final Award Group, the Company reserves the right, at any time prior to submission of the PPA Application with the PUC application, in consultation with the Independent

Observer, to disqualify the Proposer from the RFP. If discovery of the incorrect or misrepresented information is made after the Company has filed its PUC application for approval of the PPA with the Proposer, the Company will disclose the incorrect or misrepresented information to the PUC for evaluation and decision as to whether such Proposer should be disqualified and the Company's application dismissed.

Following any removal of a proposal from the Final Award Group, either by disqualification noted immediately above, or via any other removal or withdrawal of a proposal, including failure to reach agreement to the PPA, the Company, taking into consideration the timing of such removal and the current status of the Company's needs under the RFP, in consultation with and concurrence from the Independent Observer, will review the Priority List to determine (1) if another proposal should be added to the Final Award Group; or (2) if the remaining proposals in the Final Award Group should remain unchanged.

Chapter 5: Post Evaluation Process

5.1 Project Interconnection Process

5.1.1 Interconnection Modeling Process

A complete package of Project Interconnection Data Request worksheets, Project single line diagram(s), models for equipment and controls, list(s) to clearly identify the components and respective files (for inverters and power plant controller), three line diagram(s) which show the Point of Interconnection, potential transformer (PT) and current transformer (CT) ratios, and details of the generating facility configuration, including relays, meters, and test switches, and complete documentation with instructions shall be submitted with each Proposal within 30 days after selection to the Final Award Group. See Section 2.11.1 of Appendix B. PSSE Generic models, PSSE User models, and ASPEN models shall be configured to represent all of the functional equipment with settings in place to comply with the Company's performance requirements. These must be checked for functionality by the Proposer or its vendors and consultants prior to submission to the Company. Similar and fully accurate PSCAD models shall be submitted in a condition that complies with the PSCAD modeling guidelines provided by the Company. Overlaid validation plots of PSSE Generic models, PSSE User models, and PSCAD models shall be submitted as described in the Project Interconnection Data Request worksheets to ensure compatible responses from each model.

If the Company determines that an IRS is not required, the Company will provide an Interconnection Modelling Letter Agreement for each selected project, with a statement of required deposit for individual work for: (a) a technical model checkout for each project, and (b) any considerations that are specific to a particular project and location. After proposals and models are submitted, the Company will inspect the data packages for general completeness. For any incomplete submissions, a list of missing or non-functional items will be provided. Proposers will be given 15 Days to resolve data and modeling deficiencies. The Company, in consultation with the Independent Observer,

may remove Proposals if their submission requirements are deemed incomplete for the lack of requested models and validation plots.

The technical model checkouts will be conducted first. Upon identification of any functional problems or deficiencies, corrective action shall be taken immediately and on an interactive basis so that the problems or deficiencies can be resolved within 15 Days, including re-submission of data and updated models, or the Project shall be deemed withdrawn. At the discretion of the Company and provided that there is a demonstration of good faith action to minimize delay that would affect the schedule, a second round of model checkout and problem solving may proceed. Thereafter, any notice that a Project is deemed withdrawn for lack of completeness shall be final. Subject to consultation with the Independent Observer, failure to provide all requested material within the time(s) specified, or changes to the data provided after the due date(s), shall result in elimination from consideration.

5.1.2 Interconnection Requirements Study Process

The Detailed Evaluation or Appendix III of Rule 14H shall determine the need for an IRS. Upon notification of selection to the Final Award Group, and subject to Rule 14H, the Company will provide an IRS Letter Agreement (in lieu of an Interconnection Modeling Letter Agreement) for each selected project, with a statement of required deposit for individual and prorated work as part of an IRS Scope for: (1) a System Impact Study that will involve (a) technical model checkout for each project, (b) any considerations that are specific to a particular project and location, and (c) system impact analyses of the projects as a group; and (2) a Facilities Study that includes the Interconnection cost and schedule, including cost of any required system upgrades. After proposals and models are submitted, the Company will inspect the data packages for general completeness. For any incomplete submissions, a list of missing or non-functional items will be provided. Proposers will be given 15 Days to resolve data and modeling deficiencies. The Company, in consultation with the Independent Observer, may remove Proposals if their submission requirements are deemed incomplete for the lack of requested models and validation plots.

The technical model checkouts will be conducted first. Upon identification of any functional problems or deficiencies, corrective action shall be taken immediately and on an interactive basis so that the problems or deficiencies can be resolved within 15 Days, including re-submission of data and updated models, or the Project shall be deemed withdrawn. At the discretion of the Company and provided that there is a demonstration of good faith action to minimize delay that would affect the schedule, a second round of model checkout and problem solving may proceed. Thereafter, any notice that a Project is deemed withdrawn for lack of completeness shall be final. Subject to consultation with the Independent Observer, failure to provide all requested material within the time(s) specified, or changes to the data provided after the due date(s), shall result in elimination from consideration.

Proposers shall be responsible for the cost of the IRS, under separate agreements for the System Impact Study and the Facilities Study. The overall IRS will provide information

including, but not limited to, an estimated cost and schedule for the required Interconnection Facilities for a particular Project and any required mitigation measures. Proposers will be responsible for the actual final costs of all Seller-Owned Interconnection Facilities and Company-Owned Interconnection Facilities. Upon reviewing the results of the IRS, Detailed Evaluation or Technical Review process, if required, pursuant to Rule 14H, Appendix III, Proposers will have the opportunity to declare the RDG PPA or ~~Standard Form Contract~~Mid-Tier SFC null and void in the event that the estimated interconnection costs and schedule for the Project are higher than what was estimated in the Project Proposal. See Section 12.4 of the RDG PPA.

5.2 Contract Negotiation Process

Within five (5) business Days of being notified by the Company of its intent to enter into contract negotiations or execute a ~~Standard Form Contract~~Mid-Tier SFC, Proposers selected for the Final Award Group will be required to indicate, in writing to the Company's primary contact for this RFP, whether they intend to proceed with their Proposals. Proposers who elect to remain in the Final Award Group will be required to keep their Proposal valid through the award period. Contract negotiations will take place in parallel with the IRS process. The Company intends to execute and file the RDG PPA with the PUC for approval and later amend the PPA to include the results of the IRS.

5.3 Community Outreach and Engagement

The public meeting and comment solicitation process described in this ~~Section~~section and Section 29.21 of the RDG PPA (Community Outreach Plan) ~~and Section 28 of the~~ ~~Standard Form Contract~~Mid-Tier SFC (Community Outreach) do not represent the only community outreach and engagement activities that can or should be performed by a Proposer.

The Company will publicly announce the Final Award Group no more than five (5) business Days after the notification is given to Proposers who are selected to the Final Award Group. Selected Proposers shall not disclose their selection to the public before the Company publicly announces the Final Award Group selection.

The Proposer will launch a Project website that will go live on the day the Company publicly announces the Final Award Group selection. On the business Day following Company's notification to the Proposer of Proposer's selection to the Final Award Group, the Proposer shall provide the Company with links to their Project website, which the Company will post on the Company's website. Information on what should be included on the Project website is identified in Appendix B, Attachment 4.

Within five (5) business Days of notification of selection to the Final Award Group, Proposers must provide the Company with an updated comprehensive Community Outreach Plan to work with and inform neighboring communities and stakeholders and to provide them timely information during all phases of the Project. The Community Outreach Plan shall include but not be limited to the following information: Project description, Project stakeholders, community concerns and Proposer's efforts to address

such concerns, Project benefits, government approvals, Project schedule, and a comprehensive communications plan. The Proposer's Community Outreach Plan shall be a public document identified on the Proposer's Project website and made available to the public upon request. As an option, Proposers may provide their updated Community Outreach Plan and website information to the Company for review and feedback. If provided at least 30 days prior to the dates required, the Company will endeavor to review such information and provide feedback on the information before it is made available to the public. Details on the Community Outreach Plan can be found in Appendix B, Attachments 4, and 5, and 6.

Prior to the execution date of the PPA, Proposers shall also host a public meeting in the community where the proposed Project is to be located for community and neighborhood groups in and around the vicinity of the Project Site that provided the neighboring community, stakeholders and the general public with: (i) a reasonable opportunity to learn about the proposed Project; (ii) an opportunity to engage in a dialogue about concerns, mitigation measures, and potential community benefits of the proposed Project; and (iii) information concerning the process and/or intent for the public's input and engagement, including advising attendees for projects greater than 2.5 MW in size that they will have thirty (30) calendar days from the date of said public meeting to submit written comments to Company and/or Proposer for inclusion in the Company's submission to the PUC of its application for a satisfactory PUC Approval Order. for Projects greater than 2.5 MW and for inclusion on the Proposer's website for Projects up to and including 2.5 MW. The Proposer shall collect all public comments, and then provide the Company copies of all comments received in their original, unedited form, along with copies of all comments with personal information redacted and ready for filing. If a RDG PPA is executed by the Proposer and the Company, the Company may submit any and all public comments (presented in its original, unedited form) as part of its PUC application for this Project. Proposers shall notify the public at least three weeks in advance of the meeting. The Company shall be informed of the meeting. The Company will provide Proposers with detailed instructions regarding the community meeting requirement after the selection of the Final Award Group. (Attachment 4 to Appendix B). (For example, notice will be published in county or regional newspapers/media, as well as media with statewide distribution. The Proposer will be directed to notify certain individuals and organizations. The Proposer will be provided templates to use for the public meeting notices, agenda, and presentation.) Proposers must also comply with any other requirement set forth in the PPA or Standard Form Contract Mid-Tier SFC relating to Community Outreach.

Following the submission of the PUC application for the Project, and prior to the date when the Parties' statements of position are to be filed in the docketed PUC proceeding for the Project, the Proposer shall provide another opportunity for the public to comment on the proposed Project. The Proposer's statement of position filed in the docket associated with the Project will contain an attachment including those comments.

The Proposer shall be responsible for community outreach and engagement for the Project, and that the public meeting and comment solicitation process described in this

section do not represent the only community outreach and engagement activities that can or should be performed.

5.4 Greenhouse Gas Emissions Analysis

Proposers whose Proposal(s) are selected for the Final Award Group and are greater than 2.5 MW in size shall cooperate with and promptly provide to the Company and/or Company's consultant(s) upon request all information necessary, in the Company's sole and exclusive discretion, for such consultant to prepare a greenhouse gas ("GHG") emissions analysis and report in support of a PUC application for approval of the PPA for the project (the "GHG Review"). Proposers shall be responsible for the full cost of the GHG Review associated with their project under a ~~separate agreement~~ Greenhouse Gas Analysis Letter Agreement between the Proposer and the Company. The GHG Review is anticipated to address whether the GHG emissions that would result from approval of the PPA and subsequent to addition of the Project to the Company's system are greater than the GHG emissions that would result from the operations of the Company's System without the addition of the Project, whether the cost for renewable, dispatchable generation, and/or energy storage services as applicable under the PPA is reasonable in light of the potential for GHG emissions, and whether the terms of the PPA are prudent and in the public interest in light of its potential hidden and long-term consequences.

5.5 PUC Approval

Any signed PPA resulting from this RFP, greater than 2.5 MW in size, is subject to PUC approval as described in the RDG PPA, including Article 12 and Section 29.20 thereof. Selected projects that are 250 kW or greater, up to and including 2.5 MW ~~or smaller~~ will execute a ~~Standard Form Contract~~ Mid-Tier SFC with the Company which will not be subject to further regulatory review and approval.

5.6 Facility In-Service

In order to facilitate the timely commissioning of the projects selected through this RFP, the Company requires the following be included with the 60% design drawings: relay settings and protection coordination study, including fuse selection and ac/dc schematic trip scheme.

For the Company to test the Facility, coordination between the Company and Project is required. Drawings must be approved by the Company prior to testing. The entire Facility must be ready for testing to commence. Piecemeal testing will not be allowed. Communication infrastructure and equipment must be tested by the IPP and ready for operation prior to Company testing.

If approved drawings are not available, or if the Facility is otherwise not test ready as scheduled, the Project will be moved to the end of the Company's testing queue. If tests are not completed within the allotted scheduled testing time, the Project will be moved to the end of the Company's testing queue. The IPP will be allowed to cure if successful testing is completed within the allotted scheduled time. No adjustments will be made to RDG PPA or ~~Standard Form Contract~~ Mid-Tier SFC milestones if tests are not completed

within the original allotted time. Liquidated damages for missed milestones will be assessed pursuant to the RDG PPA or ~~Standard Form Contract~~Mid-Tier SFC.


DRAFT
REQUEST FOR PROPOSALS
FOR
COMMUNITY-BASED RENEWABLE ENERGY PROJECTS

ISLAND OF MOLOKA‘I

~~JULY 9~~ SEPTEMBER 8, 2020

Docket No. 2015-0389

Appendix A – Definitions



**Maui
Electric**

“Affiliate” means any person or entity that possesses an “affiliated interest” in a utility as defined by section 269-19.5, Hawaii Revised Statutes (“HRS”), including a utility’s parent holding company but excluding a utility’s subsidiary or parent which is also a regulated utility.

“Allowed Capacity” has the meaning set forth in the RDG PPA and ~~Standard Form Contract~~Mid-Tier SFC.

“Best and Final Offer” or “BAFO” means the final offer from a Proposer, as further described in Section 4.6 and elsewhere in this RFP.

“CBRE NDA” means the Mutual Confidentiality and Non-Disclosure Agreement attached to this RFP as Appendix E.

“Code of Conduct” means the code of conduct approved by the PUC in Docket No. 03-0372 (Decision and Order No. 23614, August 28, 2007) with respect to a Self-Build Option. An updated code of conduct was submitted to the PUC in Docket No. 2017-0352/2015-0389 on ~~October 23, 2017~~July 9, 2020.

“Code of Conduct Procedures Manual” or “Procedures Manual” means the manual approved by the PUC, which was put in place to address and to safeguard against preferential treatment or preferential access to information in a Hawaiian Electric, Maui Electric, or Hawaii Electric Light RFP process. The Procedures Manual is attached as Appendix C to this RFP.

“Commercial Operations” has the meaning set forth in the RDG PPA and ~~Standard Form Contract~~Mid-Tier SFC.

“Community Outreach Plan” is a community outreach and communication plan described in Section 4.3 and 4.4.2 of this RFP.

“Company” means Maui Electric Company, Ltd., a Hawai‘i corporation.

“Company-Owned Interconnection Facilities” has the meaning set forth in the RDG PPA and ~~Standard Form Contract~~Mid-Tier SFC.

“Competitive Bidding Framework” or “Framework” means the Framework for Competitive Bidding contained in Decision and Order No. 23121 issued by the Public Utilities Commission on December 8, 2006, and any subsequent orders providing for modifications from those set forth in Order No. 23121 issued December 8, 2006.

“Consumer Advocate” means the Division of Consumer Advocacy of the Department of Commerce and Consumer Affairs of the State of Hawai‘i.

“Day” means a calendar day, unless the term “business day” is used, which means calendar day excluding weekends and federal and State of ~~Hawai‘i~~Hawai‘i holidays.

“Development Period Security” has the meaning set forth in Section 14.2 of the RDG PPA and ~~Standard Form Contract~~Mid-Tier SFC.

“Dispatchable” means the ability to turn on or turn off a generating resource at the request of the utility’s system operators, or the ability to increase or decrease the output of a generating resource from moment to moment in response to signals from a utility’s Automatic Generation Control System, Energy Management System or similar control system, or at the request of the utility’s system operators.

“Electronic Procurement Platform” means the third-party web-based sourcing platform that will be used for the intake of Proposals and associated electronic information, storage and handling of Proposer information, and communication.

“Eligibility Requirements” has the meaning set forth in Section 4.2 of this RFP.

“Eligible Proposals” means Proposals that meet both the Eligibility and Threshold Requirements.

“Energy Contract Manager” is the primary Company contact for this RFP.

“Evaluation Team” means agents of the Company who evaluate Proposals.

“Facility” has the meaning set forth in the RDG PPA and ~~Standard Form Contract~~Mid-Tier SFC.

“FacilityFacilities Studies” means a study to develop the interconnection facilities cost and schedule estimate including the cost associated with the design and construction of the Company-owned interconnection facilities.

“Final Award Group” means the group of Proposers selected by the Company from the Priority List, with which the Company will begin contract negotiations, based on the results of the Company’s detailed evaluation.

~~“Generation Projects” means a Project proposed that offers only energy generation facilities.~~

“Greenhouse Gas” or “GHG” are gases that contribute to the greenhouse gas effect and trap heat in the atmosphere.

“Guaranteed Commercial Operations Date” or “GCOD” means the date on which a Facility first achieves Commercial Operations.

“Hawaiian Electric” means Hawaiian Electric Company, Inc., a Hawai‘i corporation.

“Hawaiian Electric Companies” or “Companies” means Hawaiian Electric Company, Inc. and its subsidiaries, Hawaii Electric Light Company, Inc. and Maui Electric Company, Limited.

“HRS” means the Hawai‘i Revised Statutes as of the date of this Request for Proposals.

“Imputed Debt” means adjustments to the debt amounts reported on financial statements prepared under generally accepted accounting principles (“GAAP”). Certain obligations do not meet the GAAP criteria of “debt” but have debt-like characteristics; therefore, credit rating agencies “impute debt and interest” in evaluating the financial ratios of a company.

“Independent Observer” has the meaning set forth in Section 1.4 of this RFP.

“Independent Power Producer” or “IPP” means an entity that owns or operates an electricity generating facility that is not included in the Company’s rate base.

“Interconnection Facilities” means the equipment and devices required to permit a Facility to operate in parallel with, and deliver electric energy to, the Company System (in accordance with applicable provisions of the Commission’s General Order No. 7, Company tariffs, operational practices, interconnection requirements studies, and planning criteria), such as, but not limited to, transmission and distribution lines, transformers, switches, and circuit breakers. Interconnection Facilities includes Company-Owned Interconnection Facilities and Seller-Owned Interconnection Facilities.

“Interconnection Requirements Study” or “IRS” means a study, performed in accordance with the terms of the IRS Letter Agreement, to assess, among other things, (1) the system requirements and equipment requirements to interconnect the Facility with the Company System, (2) the Performance Standards of the Facility, and (3) an estimate of interconnection costs and project schedule for interconnection of the Facility.

“kV” means kilovolt.

“Land RFI” refers to a Request for Information activity conducted by the Company to identify interested parties willing to make land available for utility-scale renewable energy projects and gather relevant property information.

“Levelized Benefit” or “LB” means a calculation (\$/MWh) used for comparison of Proposals based on information provided in the Proposal submission in this RFP.

~~“Low- and Moderate- Income” or “LMI” customer or subscriber means a member of a household with a household income equal to or less than the income limit established by the U.S. Department of Housing and Urban Development (“HUD”) for an LMI Household.~~

~~“Low- and Moderate-Income Customer” or “LMI Customer” is as defined in Tariff Rule No. 29 in Appendix J.~~

“Lump Sum Payment” has the meaning set forth in the RDG PPA or ~~Standard Form Mid-Tier SFC~~ Contract. It may also be referred to as a monthly Lump Sum Payment to reflect the portion of the payment made each month.

“Maui Electric” means Maui Electric Company, Ltd., a Hawai‘i corporation.

“Maui Electric System” or “System” means the electric system owned and operated by Maui Electric on the island of Moloka‘i (including any non-utility owned facilities) consisting of power plants, transmission and distribution lines, and related equipment for the production and delivery of electric power to the public.

“Mediation” means the confidential mediation conducted in Honolulu, Hawai‘i, pursuant to and in accordance with the Mediation Rules, Procedures, and Protocols of Dispute Prevention Resolution, Inc. (or its successor) or, in its absence, the American Arbitration Association then in effect.

“Mid-Tier Standard Form Contract” or “Mid-Tier SFC” means the pre-approved standard form contract that will be used for projects 250 kW or greater in size, up to and including 2.5 MW, in the form of Appendix L of this RFP.

“MW” means megawatt.

“MWh” means megawatt hour.

~~“NDA” means the Mutual Confidentiality and Non-Disclosure Agreement attached to this RFP as Appendix E.~~

“NEP” means Net Energy Potential.

“Non-Price Evaluation Team” means Employees and consultants of the Company who evaluate the Proposal non-price related criteria as set forth in Section 4.4 of this RFP. Non-Price Evaluation Team members will not include any Shared Resources and will be solely made up of Company RFP Team Members.

“O&M” means operation and maintenance.

“Operating Period Security” has the meaning set forth in Section 14.4 of the RDG PPA and ~~Standard Form Contract Mid-Tier SFC.~~

“Paired Projects” means a Project proposed that incorporates both an energy generation component and an energy storage component as part of its Facility.

“Performance Standards” means the various performance standards for the operation of the Facility to the Company as set forth in Section 3 of Appendix B, as such standards may be revised from time to time pursuant to Article 23 of the RDG PPA or ~~Standard Form Contract Mid-Tier SFC~~, and as described in Chapter 2 of this RFP.

“Point of Interconnection” has the meaning set forth in the RDG PPA and ~~Standard Form Contract Mid-Tier SFC.~~

“Power Purchase Agreement” or “PPA” means an agreement between an electric utility company and the developer of a renewable energy generation facility to sell the power generated by the facility to the electric utility company.

“Price Evaluation Team” means Employees and consultants of the Company who evaluate the Proposal price related criteria as set forth in Section 4.4 of this RFP. Price Evaluation Team members will not include any Shared Resources and will be solely made up of Company RFP Team Members.

“Priority List” means the group of Proposals selected by Maui Electric as described in Section 4.5 of this RFP.

“Project” means a Facility proposed to Maui Electric by a Proposer pursuant to this RFP.

“Proposal” means a proposal submitted to Maui Electric by a Proposer pursuant to this RFP.

“Proposal Due Date” means the date stated in RFP Schedule - Row 6 for the Self-Build Proposal and Row 7 for the IPP and Affiliate Proposal of this RFP.

“Proposal Fee” means the non-refundable fee for each proposal submitted as set forth in Section 1.8 of this RFP.

“Proposer” means a person or entity that submits a Proposal to Maui Electric pursuant to this RFP.

“Proposer’s Response Package” means the form in which the Proposal should be submitted, which is attached as Appendix B to this RFP.

“PUC” means the State of Hawai‘i Public Utilities Commission.

“RDG PPA” means the Model PV and/or Wind Renewable Dispatchable Generation Power Purchase Agreement that will be used for projects greater than 2.5 MW in size, attached as Appendix K -to this RFP.

“Renewable Portfolio Standards” or “RPS” means the Hawai‘i law that mandates that the Company and its subsidiaries generate or purchase certain amounts of their net electricity sales over time from qualified renewable resources. The RPS requirements in Hawai‘i are currently codified in HRS §§ 269-91 through 269-95.

“Request for Proposals” or “RFP” means a request for Proposals issued pursuant to a competitive bidding process authorized, reviewed, and approved by the PUC.

“RFP Schedule” means the schedule set forth in Table 1, Section 3.1 of this RFP.

“Self-Build Option” or “SBO” means a Proposal submitted by the Company that is responsive to the resource need identified in the RFP, as required by Section VI of the Framework.

“Self-Build Team” means agents of the Company who develop Self-Build Option proposals.

“Seller” means the entity that the Company is contracting with, as set forth in the RDG PPA and ~~Standard Form Contract~~Mid-Tier SFC.

“Seller-Owned Interconnection Facilities” has the meaning set forth in the RDG PPA and ~~Standard Form Contract~~Mid-Tier SFC.

“Site” means the parcel of real property on which the Facility, or any portion thereof, will be constructed and located, together with any Land Rights reasonably necessary for the construction, ownership, operation and maintenance of the Facility.

“Site Control” has the meaning set forth in Section 4.3 of this RFP.

~~“Standard Form Contract” means the pre-approved standard form contract that will be used for projects 250 kW or greater in size, up to 2.5 MW, in the form of Appendix L of this RFP.~~

“Threshold Requirements” has the meaning set forth in Section 4.3 of this RFP.

Any capitalized term not defined in this RFP has the meaning set forth in the RDG PPA and ~~Standard Form Contract~~. Mid-Tier SFC.


DRAFT
REQUEST FOR PROPOSALS
FOR
COMMUNITY-BASED RENEWABLE ENERGY PROJECTS

ISLAND OF MOLOKA‘I


~~JULY 9~~SEPTEMBER 8, 2020

Docket No. 2015-0389

*Appendix B – Proposer’s Response Package /
Project Interconnection-Data Request*



**Maui
Electric**



**Maui
Electric**

1.0 GENERAL INSTRUCTIONS TO PROPOSERS

The Company has elected to use the services of PowerAdvocate®, a third-party electronic platform provider. Sourcing Intelligence®, developed by PowerAdvocate®, is the Electronic Procurement Platform that the Company has licensed and will utilize for the RFP process. All Proposals and all relevant information must be submitted via the Electronic Procurement Platform, in the manner described in this RFP.

Proposers must adhere to the response structure and file naming conventions identified in this Appendix for the Proposer's response package. Information submitted in the wrong location/section or submitted through communication means not specifically identified by the Company will not be considered by the Company.

Proposers must provide a response for every item. If input/submission items in the RFP are not applicable to a specific Proposer or Proposal variation, Proposers must clearly mark such items as "N/A" (Not Applicable) and provide a brief explanation.

Proposers must clearly identify all confidential information in their Proposals, as described in more detail in Section 3.12 Confidentiality of the RFP.

All information (including attachments) must be provided in English. All financial information must be provided in U.S. Dollars and using U.S. credit ratings.

It is the Proposer's sole responsibility to notify the Company of any conflicting requirements, ambiguities, omission of information, or the need for clarification prior to submitting a Proposal.

The RFP will be conducted as a "Sealed Bid" event within Sourcing Intelligence, meaning the Company will not be able to see or access any of the Proposer's submitted information until after the event closes.

1.1 ELECTRONIC PROCUREMENT PLATFORM

To access the RFP event, the Proposer must register as a "Supplier"¹ on Sourcing Intelligence (Electronic Procurement Platform). One Proposal may be submitted with each Supplier registration. Minor variations, as defined in Section 1.8.2 and 1.8.3 of this RFP may be submitted along with the Proposal under the same registration.

If a Proposer is already registered on Sourcing Intelligence, the Proposer may use their current login information to submit their first Proposal. ~~Minor variations~~ One variation of a Proposal will the Proposal's base variation can be submitted together with the base variations as a Proposal, by following the instructions outlined in this Appendix- (Section 4). If the Proposer chooses to submit more than one Proposal, the Proposer must register as a new "Supplier" on Sourcing Intelligence for each additional Proposal.

Each registration will require a unique username, unique Email address, and unique Company name. Proposers that require multiple registrations to submit multiple Proposals should use the Company name field to represent

¹ The language in Appendix B sometimes refers to "Energy Contract Managers" as "Bid Event Coordinator" and to "Proposers" as "Suppliers" (Bid Event Coordinator and Supplier are terms used by PowerAdvocate).

the Company name and Proposal number (ex: CompanyNameP1). Proposers may use shorthand or clear abbreviations. The unique Email address used to create the PowerAdvocate account does not necessarily have to match the Email address specified in Section 2.2.1 below. For example, if the Proposer is submitting multiple Proposals, all of the Proposer's Proposals could specify the same primary point of contact Email address if that is what the Proposer requests contact through for all their proposals.

Proposers can register for an account on Sourcing Intelligence by clicking on the "Registration" button (located in the top right corner of the webpage) on the PowerAdvocate website at the following address:
www.poweradvocate.com

The Proposer's use of the Electronic Procurement Platform is governed by PowerAdvocate's Terms of Use. By registering as a "Supplier" on the Electronic Procurement Platform, the Proposer acknowledges that the Proposer has read these Terms of Use and accepts and agrees that, each time the Proposer uses the Electronic Procurement Platform, the Proposer will be bound by the Terms of Use then accessible through the link(s) on the PowerAdvocate login page.

Once a Proposer has successfully registered as a "Supplier" with PowerAdvocate, the Proposer shall request access to the subject RFP event from the Company Contact via Email through the RFP Email Address set forth in Section 1.6 of the RFP. The Email request must list the Company Name field and username under which the Proposer has registered with PowerAdvocate. If the Proposer plans to submit multiple Proposals and has registered multiple accounts in accordance with the instructions above, the Email request must contain the Company Name field and username for each account that will be used to submit the Proposals. After being added to the event, the Proposer will see the bid event on their dashboard upon logging into Sourcing Intelligence. Once the RFP event opens, the Proposer may begin submitting their Proposal(s).

After registering and prior to the opening of the RFP, Proposers are encouraged to familiarize themselves with the Electronic Procurement Platform, including tabs, the dashboard, the messaging feature, the Sourcing Intelligence Quick Start for Suppliers, etc. PowerAdvocate Users Guide (RFP Appendix D), etc. Proposers should note that they will not be able to access any bid documents until the event officially opens.

Proposers may contact PowerAdvocate Support for help with registration or modification of registration if desired. Support is available from 8 AM to 8 PM Eastern Time (2 AM to 2 PM Hawai'i Standard Time when daylight savings is in effect) Monday to Friday, except for Holidays posted on the PowerAdvocate website, both by phone (857-453-5800) and by Email (support@poweradvocate.com).

Contact information for PowerAdvocate Support can also be found on the bottom border of the PowerAdvocate website: www.poweradvocate.com

Once the RFP event is opened, registered Proposers will have online access to general notices, and RFP-related documents, and other communications via the Electronic Procurement Platform. Proposers should also monitor the RFP Website throughout the RFP event.

1.2 PROPOSAL SUBMISSION PROCEDURES

An Email notification will be sent to all registered Proposers via the messaging feature in the Electronic Procurement Platform when the event has been opened to receive Proposals.

After logging onto the Electronic Procurement Platform, the RFP will be visible on the Proposer's dashboard with several tabs, including the following:

- **"1. Download Documents:"** Documents stored under this tab are provided for the Proposer's use and information. All documents can be downloaded and/or printed, as required.
- **"2. Upload Documents:"** Proposal submission documents requested in Appendix B must be uploaded using this tab.
- ~~Note that "3. Commercial Data:" This tab is NOT USED for this event.~~
- ~~:", "4. Technical Data:" This tab is NOT USED for this event.~~
- ~~:", and "5. Pricing Data:" This tab is tabs are NOT USED for this event.~~

Step-by-step instructions for submitting a complete Proposal are provided below:

1. Proposers must upload their Proposal files, including all required forms and files, to submit a complete Proposal. ~~All Self-Build, IPP and Affiliates must upload all files must be uploaded before their respective Proposal Due Date, (RFP Section 3.1 Item 6 for Self-Build and Item 7 for IPP and Affiliates).~~
2. Submit (upload) one consolidated PDF representing your Proposal via the "2. Upload Documents" tab. That Proposal PDF must abide by the format specified in this Appendix B. A MSWord.docx template that outlines the format of this document is available under the "1. Download Documents" tab for the Proposer's use. **Response information must be provided in the order, format, and manner specified in this Appendix B and must clearly identify and reference the Appendix B section number that the information relates to.**
 - a. Proposers shall use a filename denoting: CompanyName_Proposal#.pdf.
(example: AceEnergy_P1.pdf)
3. Proposal information that cannot be easily consolidated into the PDF file described in Step 2 (such as large-scale drawing files) or files that must remain in native file format (such as computer models and spreadsheets) shall be **uploaded separately but must be referenced from within the main Proposal PDF file** (e.g., "See AceEnergyP1V2_2.5_SiteControlMap.kmz"). Such additional files must follow the naming convention below:
 - a. File names must include, in order, Company Name, Proposal number (if more than one Proposal being submitted per Proposer), Variation (if any variations are being submitted), Appendix B section number, and a file descriptor, as shown in the example file name below:
AceEnergyP1V2_2.5_SiteControlMap.kmz
Proposers may use abbreviations if they are clear and easy to follow.
4. Upload files using the **"2. Upload Documents"** tab on the Electronic Procurement Platform.
 - a. For all documents identify the "Document Type" as "Technical Information." (Do not identify any documents as "Commercial and Administrative" or "Pricing.")
 - b. "Reference ID" may be left blank.
 - c. Select "Choose File..." Navigate to and choose the corresponding file from your computer. Select "Open" and then "Submit Document."

There is no limit to the number or size of files that can be uploaded. Multiple files may be grouped into a .zip archive for upload. (Any zipped files must still adhere to the naming directions in #3 above.) When successfully uploaded, documents will appear under the "Bid Submissions" section on the bottom of the tab's page, organized within the "Technical Information" Document Type. Repeat steps a, b, and c, as required for each file upload.

If a file with the same name is uploaded twice, the Platform will automatically append a unique numerical extension to the Document Name. To delete a file that has been previously uploaded, click on the "X" button in the "Actions" column for the file to be deleted. Do not upload any files prior to the issuance of the Final RFP.

5. The Company will not be responsible for technical problems that interfere with the upload or download of Proposal information. Support is available to answer technical questions about PowerAdvocate's Sourcing Intelligence from 8 AM to 8 PM Eastern Time (2 AM to 2 PM Hawai'i Standard Time when daylight savings is in effect) Monday to Friday, except for Holidays posted on the PowerAdvocate website, both by phone (857-453-5800) and by Email (support@poweradvocate.com).
6. Proposers are strongly encouraged to start early and avoid waiting until the last minute to submit the required information. Proposers are allowed to add, modify, and/or delete documents that have been previously submitted any time prior to the event close deadline. Repeating, it is the Proposer's responsibility to ensure a complete Proposal is uploaded into PowerAdvocate before the Proposal Due Date.
7. Any questions or concerns regarding the RFP, may be submitted to the Company Contact via the RFP Email address provided in Section 1.6 of the RFP or via the PowerAdvocate Messaging tab. Per RFP Section 1.4.2, the Independent Observer will monitor messages within the bid event. Proposers are responsible for following instructions and uploading documents in their appropriate locations. Documents uploaded in the wrong tab will not be considered by the Company.

1.3 PROPOSAL COMPLETION AND CONFIRMATION PROCEDURES

To confirm the submission of all proposal files, in the "Status" tab on the Electronic Procurement Platform, confirm that the "Total Uploaded Files" is the number of expected files to be included in the submission by checking it against your list of submitted files. Example "Status" tab view:

Your Bid Intention: Bidding		
Total Uploaded Files:	18	Last Upload: 02/08/18
Saved Commercial Datasheets:	1 of 1	Last Saved: 02/08/18
Saved Technical Datasheets:	0 of 0	
Saved Pricing Datasheets:	1 of 1	Last Saved: 02/08/18

Saved Commercial Datasheets:	0 of 0
Saved Technical Datasheets:	0 of 0
Saved Pricing Datasheets:	0 of 0

Nothing should be uploaded to the Commercial, Technical or Pricing Datasheet tabs. Documents uploaded there will not be included in your Proposal submission.

~~Example “Status” tab view:~~

2.0 PROPOSAL (BASE VARIATION) SUMMARY TABLE

Base variation Proposal Summary. If proposal variations are submitted, any changes to the summary information for such variations must be specifically identified in a similar table placed in ~~Section~~sections 4.2, 4.3, 4.4, etc. of this Appendix, as applicable.

To be filled out completely by ~~ALL Projects~~:IPP or Affiliate Proposers:

1	Proposer Name (Company Name)	
2	Parent Company/Owner/Sponsor/Business Affiliation/etc.	
3	Project Name	
4	Net AC Capacity of the Facility (MW)	
5	Proposed Facility Location in/near<u>Street Address if available, or what City/Area on the island is it near</u>	
6	TMK(s) of Facility Location (<u>use 9-digits-digit TMK format</u>)²	
7	Point of Interconnection’s Circuit or Substation Name	
8	Proposal Contract Term (Years) Project Generation Technology	
9	Net Energy Potential (NEP) Projection for the Facility (MWh)	
10	Lump Sum Payment (\$/Year)	
11	Does Project include an Energy Storage Component? (Yes/No)	
	If the Project includes an Energy Storage Component:	
12	Project Energy Storage Technology	
13	Energy Storage Capability for the Facility (MW and MWh)	
14	Is the Project capable of being 100% charged from the grid after the 5 year ITC recapture period? (Yes/No)	
15	Is the Project grid-forming and black start capable? (Yes/No)	
16	Proposal Guaranteed Commercial Operations Date (MM/DD/YYYY)	
17	The Proposer hereby certifies that the Project meets all performance attributes identified in Section 2.1 of the RFP? (Yes/No)	
11	The Proposer hereby certifies that no single point of failure from the Facility shall result in a decrease in net electrical output greater than 2.7 MW. (Yes/No)	
18	The Proposer hereby certifies that the Proposal (including its pricing elements) is not contingent upon changes to existing County, State or Federal laws or regulations. (Yes/No)	
19	The Proposer hereby agrees to provide Development Period Security and Operating Period Security as set forth in the applicable <u>Model RDG PPA or Standard Form Contract, Model Mid-Tier SFC.</u> (Yes/No)	

² 9-digit Tax Map Key format: Island Number (1 digit); Zone Number (1 digit); Section Number (1 digit); Plat Number (3 digits, add leading zeros if less than 3 digits); Parcel Number (3 digits, add leading zeros if less than 3 digits)).

13 <u>20</u>	The Proposer hereby certifies under penalties of perjury that this Proposal has been made in good faith and without collusion or fraud with any other person. As used in this certification, the word “person” shall mean any natural person, business partnership, corporation, union, committee, club, or organization, entity, or group of individuals. (Yes/No)	
<u>21</u>	<u>The Proposer hereby certifies that the Proposer, its parent company, or any affiliate of the Proposer has not either defaulted on a current contract with the Company, had a contract terminated by the Company, or has any pending litigation with the Company (Yes/No)</u>	

IPP or Affiliate proposals: complete the summary table items in part A below.

Self Build proposals: complete the summary table items in part B below.

A. To be filled out by IPP or Affiliate proposals:

To be filled out completely by Self-Build Proposers. Line items 1 – 9 and 11 – 21 below are the same as the IPP/Affiliate Summary Table. However, line items 22 – 24 are unique to the SBO.

<u>1</u>	<u>Proposer Name (Company Name)</u>	
<u>2</u>	<u>Parent Company/Owner/Sponsor/Business Affiliation/etc.</u>	
<u>3</u>	<u>Project Name</u>	
<u>4</u>	<u>Net AC Capacity of the Facility (MW)</u>	
<u>5</u>	<u>Proposed Facility Location Street Address if available, or what City/Area on the island is it near</u>	
<u>6</u>	<u>TMK(s) of Facility Location (use 9-digit TMK format)³</u>	
<u>7</u>	<u>Point of Interconnection’s Circuit Name</u>	
<u>8</u>	<u>Project Generation Technology</u>	
14 <u>9</u>	<u>Net Energy Potential (NEP) Projection for the Facility (MWh)</u>	
15 <u>11</u>	<u>Does Project include an Energy Storage Component? (Yes/No)</u>	Lump Sum Payment (\$/Year)
<u>If the Project includes an Energy Storage Component:</u>		
19 <u>12</u>	<u>Project Energy Storage Technology</u>	
20 <u>13</u>	<u>Energy Storage Capability for the Facility (MW and –MWh)</u>	
<u>21</u>	<u>Is the Project capable of claiming the Federal Investment Tax Credit (ITC)? (Yes/No)</u>	
23 <u>14</u>	<u>If the Project is capable of claiming the Federal ITC, is the Project capable of being 100% charged from the grid after the 5 year ITC recapture period? (Yes/No)</u>	
<u>15</u>	<u>Is the Project grid-forming and black start capable? (Yes/No)</u>	
<u>16</u>	<u>Proposal Guaranteed Commercial Operations Date (MM/DD/YYYY)</u>	
<u>17</u>	<u>The Proposer hereby certifies that the Project meets all performance attributes identified in Section 2.1 of the RFP? (Yes/No)</u>	
<u>18</u>	<u>The Proposer hereby certifies that the Proposal (including its pricing elements) is not contingent upon changes to existing County, State or Federal laws or regulations. (Yes/No)</u>	
<u>19</u>	<u>The Proposer hereby agrees to provide Development Period Security and Operating Period Security as set forth in the applicable Model RDG PPA or Model Mid-Tier SFC. (Yes/No)</u>	

³ 9-digit Tax Map Key format: Island Number (1 digit); Zone Number (1 digit); Section Number (1 digit); Plat Number (3 digits, add leading zeros if less than 3 digits); Parcel Number (3 digits, add leading zeros if less than 3 digits).

20	<u>The Proposer hereby certifies under penalties of perjury that this Proposal has been made in good faith and without collusion or fraud with any other person. As used in this certification, the word “person” shall mean any natural person, business partnership, corporation, union, committee, club, or organization, entity, or group of individuals. (Yes/No)</u>	
2421	<u>_____ If the Project is not capable of claiming the Federal ITC, is the Project _____ capable of being 100% charged from the grid from the GCOD? The Proposer hereby certifies that the Proposer, its parent company, or any affiliate of the Proposer has not either defaulted on a current contract with the Company, had a contract terminated by the Company, or has any pending litigation with the Company (Yes/No) (Yes/No)</u>	
22	<u>Year (YYYY)</u>	<u>Project Capital Cost (\$)</u>

B. To be filled out by Self-Build Option proposals:

14	<u>Net Energy Potential (NEP) Projection for the Facility (MWh)</u>	
17	<u>_____ Project Energy Storage Technology</u>	
18	<u>_____ Energy Storage Capability for the Facility (MW and _____ MWh)</u>	
19	<u>_____ Is the Project capable of claiming the Federal Investment Tax Credit (ITC)? _____ (Yes/No)</u>	
23	<u>_____ If the Project is capable of claiming the Federal ITC, is the Project capable of being 100% charged from the grid after the ITC recapture period? (Yes/No)</u>	
24	<u>_____ If the Project is not capable of claiming the Federal ITC, is the Project capable of being 100% charged from the grid from the GCOD? (Yes/No)</u>	
26	<u>Year (YYYY)</u>	<u>Project Capital Cost (\$)</u>
2723	<u>Year (YYYY)</u>	<u>O&M Cost (\$)</u>
2824	<u>Year (YYYY)</u>	<u>Annual Revenue Requirement (\$)</u>

Extend the table for questions 26, 27, and 28 for as many years as needed.

2.1 REQUIRED FORMS ACCOMPANYING PROPOSAL PDF

The following forms must accompany each proposal, must be attached to the Proposal PDF, and uploaded via the “2. Upload Documents” tab:

- Document signed by an officer or other Proposer representative ~~for the Proposer~~ **authorizing the submission** of the Proposal
- Fully executed **CBRE Mutual Confidentiality and Non-Disclosure Agreement** (Appendix E to the RFP, may be downloaded from the “1. Download Documents” tab in the Electronic Procurement Platform)
- **Certificate of Vendor Compliance** for the Proposer
 - **Certificate of Good Standing** for the Proposer and **Federal and State tax clearance certificates** for the Proposer may be provided in lieu of the Certificate of Vendor Compliance
- **Certification of Counsel for Proposer**, if applicable. (See Appendix B Attachment 1.)
- Completed applicable **Project Interconnection Requirement Study Data Request ~~formworksheets~~** for the proposed technology and **project ~~single line~~ diagram(s)**. **Models for equipment and controls, list(s)** identifying components and **respective files** (for inverters and power plant controller), and **complete documentation with instructions** as specified in the Data Request ~~formworksheets~~ shall be submitted within the respective timeframes specified in Section 5.1 of the RFP.⁴ (See Section 2.11.1 below)
- [For Self-Build Only] **Self-Build Option Team Certification Form**. See Appendix G Attachment 1.
- [For Self-Build Only] **Revenue Requirements Worksheets** that support the annual revenue requirements estimates shall be submitted. A starter revenue requirements template file can be requested by the Self-Build Team via email to the RFP Email Address ~~or through the PowerAdvocate Messaging function~~ once the RFP event opens. The revenue requirements worksheets submitted will be modified to reflect the details of the Project’s Proposal. All assumptions used will be reflected in an assumptions input tab.

2.2 PROPOSAL SUMMARY/CONTACT INFORMATION

2.2.1 Provide a **primary point of contact** for the Proposal being submitted:

- Name
- Title
- Mailing Address
- Phone Number
- Email Address – this will be the official communication address used during the RFP process

2.2.2 **Executive Summary of Proposal**. The executive summary must include an approach and description of the important elements of the Proposal, including additional descriptions ~~for each~~ if a minor

⁴ If the Models, lists, respective files and complete documentation are not submitted with the Proposal upload, they shall be submitted via PowerAdvocate’s Messaging as attachments within the respective timeframes specified in Section 5.1 of the RFP.

variation to the Proposal is being submitted. Refer to Section 1.8.2 and 1.8.3 of the RFP for an explanation of minor variations that are allowed. If ~~variations are a~~ variation is proposed, a **table summarizing the differences among for the variations variation in Section 4 shall be included.**

2.2.3 **Pricing information.** Pricing information must be filled out in the Section 2.0 Proposal Summary Table above. If ~~variations are a~~ variation is proposed, ~~each~~ the variation's pricing summary must be identified in a similar pricing table in ~~Section Sections~~ 4.2 as applicable. 0 below. Provide any pricing information only in those table sections – do not embed pricing information in any other portion of the Proposal PDF.

2.2.4 Provide a **high-level overview of the proposed Facility**, including at a minimum the following information:

- Facility Generation Size (MW_{AC} and MW_{DC})
- Net Maximum Output Capacity of the Facility at the Point(s) of Interconnection (MW_{AC})
- Identified Available Hosting Capacity of the Distribution-level (12 kV or less) Circuit Facility Interconnecting to (MW_{AC})
- Technology Type
- Number of Generators
- Rated Output of each Generator
- Generator Facility Design Characteristics

For projects that include a storage component:

- Technology Type (i.e. lithium ion battery)
- Discharge Duration (hours)
- Storage Capacity (i.e. amount of energy released to fully discharge and amount of energy required to fully charge, in MW and MWh)
- Operational Limitations, such as, but not limited to: number of charge/discharge cycles per day-month-year (see the energy discharge requirement in Section 1.2.12 and 1.2.14 of the RFP); however, operational limitations may not restrict the requirements set forth in these sections.
- Minimum and Maximum Operational Ranges, such as minimum and maximum required state of charge
- Round Trip Efficiency at rated power measured at the Point of Interconnection (i.e. discharge energy divided by charge energy, expressed as a percentage). Specify only a single value that the Facility will maintain throughout the term of the PPA. (See RFP Section 3.10.2).
- Round Trip Efficiency using full duty cycle for a fixed duration measured at the Point of Interconnection (%)
- Estimated useful life of the storage component.

2.3 FINANCIAL

Provide the following financial information identified below. As specified in the General Instructions in Section 1.0 above, all information (including attachments) must be provided in English, be provided in U.S. Dollars and use U. S. credit ratings.

2.3.1 Identification of Equity Participants

2.3.1.1 Who are the **equity participants** in the Project (or the equity partners' other partners)?

2.3.1.2 Provide an **organizational structure** for the Proposer including any general and limited partners and providers of capital that identifies:

- Associated responsibilities from a financial and legal perspective
- Percentage interest of each party

2.3.2 Project Financing

2.3.2.1 **How will the Project be financed** (including construction and term financing)? Address at a minimum:

- The Project's projected financial structure
- Expected source of debt and equity financing

2.3.2.2 [For IPP and Affiliate Proposals] Identify all **estimated development and capital costs** for, at a minimum:

- Equipment
 - Identify the manufacturer and model number for all major equipment
- Construction
- Engineering
- Seller-Owned Interconnection Facilities
- Company-Owned Interconnection Facilities
- Land
- Annual O&M
- ~~Specify the percentage of the total cost associated with the storage component of the Facility~~
- (For Projects that include a storage component) Specify a percentage of the total project cost that is estimated to be attributed to the storage functionality of the Facility. As the storage functionality is treated as a lease, the Company will use the percentage for its preliminary calculation of the lease liability only. This percentage requested for the Company's accounting purposes does not affect nor alter the liquidated damage provisions of the PPA, as those provisions reflect the benefit the Company seeks from the Project's storage functionality.

[For Self-Build Only] Identify all **estimated development and capital costs** for, at a minimum:

- Facility (including any generation and storage components)
- Outside Services
- Interconnection
- Overhead Costs
- Allowance for Funds Used During Construction
- Annual O&M
- Specify the percentage of the total cost associated with the storage component of the Facility
- (For Projects that include a storage component) Specify a percentage of the total project cost that is estimated to be attributed to the storage functionality of the Facility. As the storage

- functionality is treated as a lease, the Company will use the percentage for its preliminary calculation of the lease liability only. This percentage requested for the Company's accounting purposes does not affect nor alter the liquidated damage provisions of the PPA, as those provisions reflect the benefit the Company seeks from the Project's storage functionality.
- 2.3.2.3 Discuss and/or provide **supporting information on any project financing guarantees.**
- 2.3.2.4 Describe any **written commitments obtained from the equity participants.**
- 2.3.2.5 Describe any **conditions precedent to project financing**, and the Proposer's plan to address them, other than execution of the Power Purchase Agreement or any other applicable project agreements and State of Hawaii Public Utilities Commission approval of the Power Purchase Agreement and other agreements.
- 2.3.2.6 Provide any **additional evidence to demonstrate that the Project is financeable.**
- 2.3.3 Project Financing Experience of the Proposer
Describe **the project financing experience of the Proposer** in securing financing for projects of a similar size (i.e., no less than two-thirds the size) and technology as the one being proposed including the following information for any referenced projects:
- Project Name
 - Project Technology
 - Project Size
 - Location
 - Date of Construction and Permanent Financing
 - Commercial Operations Date
 - Proposer's Role in Financing of the Project
 - Off-taker
 - Term of the Interconnection Agreement
 - Financing Structure
 - Major Pricing Terms
 - Name(s) of Finance Team Member(s); Time (i.e., years, months) worked on the project and Role/Responsibilities
- 2.3.4 Evidence of the Proposer's Financial Strength
- 2.3.4.1 Provide **copies of the Proposer's audited financial statements** (balance sheet, income statement, and statement of cash flows):

- Legal Entity
 - Three (3) most recent fiscal years
 - Quarterly report for the most recent quarter ended
- Parent Company
 - Three (3) most recent fiscal years
 - Quarterly report for the most recent quarter ended

2.3.4.2 Provide the **current credit ratings** for the Proposer (or Parent Company, if not available for Proposer), affiliates, partners, and credit support provider:

- Standard & Poor's
- Moody's
- Fitch

2.3.4.3 Describe any **current credit issues** regarding the Proposer or affiliate entities raised by rating agencies, banks, or accounting firms.

2.3.4.4 Provide any **additional evidence that the Proposer has the financial resources and financial strength** to complete and operate the Project as proposed.

2.3.5 Provide **evidence** that the Proposer can provide **the required securities**.

2.3.5.1 Describe the Proposer's **ability (and/or the ability of its credit support provider) and proposed plans to provide the required securities** including:

- Irrevocable standby letter of credit
- Sources of security
- Description of its credit support provider

2.3.6 Disclosure of Litigation and Disputes

Disclose any **litigation, disputes, and the status of any lawsuits or dispute resolution** related to projects owned or managed by the Proposer or any of its affiliates

2.4 CONTRACT EXCEPTIONS AND FINANCIAL COMPLIANCE

2.4.1 If Proposers elect to propose modifications to the Model RDG PPA, **provide a Microsoft Word red-line version of the Model RDG PPA** identifying specific proposed modifications to the model language that the Proposer is agreeable to and a detailed explanation and supporting rationale for each modification. General comments, drafting notes and footnotes such as "parties to discuss" are unacceptable and will be considered non-responsive.

Proposers that do not upload redlines of the applicable RDG PPA with their Proposal submission will be deemed to have accepted the Model RDG PPA in its entirety. If no modifications are proposed, please state in this section "no modifications to the Model RDG PPA".

The ~~Standard Form Contract~~ Mid-Tier SFC for projects 250 kW to 2.5 MW will be preapproved by the Commission and as a result, modifications may not be proposed to it.

As set forth in RFP Section 3.8.6.1, proposed modifications to the RDG PPA will be subject to negotiation between the Company and the Final Award Group and should not be assumed to have been accepted either as a result of being selected to the Final Award Group or based on any previously executed PPA.

2.4.2 State to the best of the Proposer's knowledge: Will the Project result in **consolidation** of the Developer entity's finances onto the Company's financial statements under FASB 810. **Provide supporting information** to allow the Company to verify such conclusion.

2.5 SITE CONTROL

2.5.1 The Proposal must demonstrate that the Proposer has Site Control for all real property required for the successful implementation of a specific Proposal at a Site not controlled by the Company, including any Interconnection Facilities for which the Proposer is responsible. In addition, developmental requirements and restrictions such as zoning of the Site and the status of easements must be identified. **Provide documentation set forth in RFP Section 4.3 to prove Site Control.**

2.5.2 Provide a **map of the Project site** that clearly identifies:

- Location of the parcel on which the site is located
- Tax map key number (9-digit format: Island Number (1 digit), Zone Number (1 digit), Section Number (1 digit), Plat Number (3 digits, add leading zeros if less than 3 digits), Parcel Number (3 digits, add leading zeros if less than 3 digits)
- Site boundaries (if the site does not cover the entire parcel)
- Total acreage of the site
- Point(s) of Interconnection
- Relationship of the site to other local infrastructure

2.5.3 Provide a **site layout plan** which illustrates:

- Proposed location of all equipment
- Proposed location of all facilities on the site, including any proposed line extensions

2.5.4 Describe the **Interconnection route** and include:

- Site sketches of how the facility will be interconnected to the Company's System (above-ground and/or underground)
- Identify the approximate latitude and longitude of the proposed Point of Interconnection, in decimal degrees format, to six (6) decimal places.
- Description of the rationale for the interconnection route

2.5.5 Identify **any rights-of-way or easements** that are required for access to the site or for interconnection route:

- Describe the status of rights-of-way or easement acquisition
- Describe the plan for securing the necessary rights-of-way or easement, including the proposed timeline

2.5.6 Provide a description of any critical infrastructure or community resilience hubs in proximate location to the proposed Project site that could benefit from an islanding capability of the proposed Project and could enhance resilience in the community.

2.6 ENVIRONMENTAL REVIEW, PERMITTING PLAN, ENVIRONMENTAL COMPLIANCE/IMPACTS

Scoring of proposals for the 2.6 Environmental Review, Permitting Plan, and Environmental Compliance/Impacts non-price evaluation criteria will be based on the completeness and thoroughness of responses to each of the criteria listed below. The Company recommends that each Proposal incorporate the list below as an outline together with complete and thorough responses to each item in the list. Proposals that closely follow this recommendation will typically be awarded higher scores than proposals that do not.

2.6.1 Describe your **overall land use and environmental permits and approvals strategy** and approach to obtaining successful, positive results from the agencies and authorities having jurisdiction, including:

- Explanation of the conceptual plans for siting
- Studies/assessments
- Permits and approvals
- Gantt format schedule which identifies the sequencing of permit application and approval activities and critical path. (Schedule must be in MM/DD/YY format.)

2.6.2 Discuss the **City Zoning and State Land Use Classification**:

- Identify present and required zoning and the ability to site the proposed Project within those zoning allowances.
- Identify present and required land use classifications and the ability to site the proposed Project within those classifications.
- Provide evidence of proper zoning and land use classifications for selected site and interconnection route.
- If changes in the above are required for the proposed Project, provide a plan and timeline to secure the necessary approvals.

2.6.3 Identify all required discretionary and non-discretionary **land use, environmental and construction permits, and approvals** required for development, financing, construction, and operation of the proposed Project, including but not limited to zoning changes, Environmental Assessments, and/or Environmental Impacts Statements.

Provide a **listing of such permits and approvals** indicating:

- Permit Name
- Federal, State, or Local agencies and authorities having jurisdiction over the issuance
- Status of approval and anticipated timeline for seeking and receiving the required permit and/or license
- Explanation of your basis for the assumed timeline
- Explain any situation where a permit or license for one aspect of the Project may influence the timing or permit of another aspect (e.g. a case where one permit is contingent upon completion of another permit or license), if applicable.
- Explain your plans to secure all permits and approvals required for the Project.

2.6.4 Provide a **preliminary environmental assessment of the site** (including any pre-existing environmental conditions) and potential short- and long-term **impacts** associated with, or resulting from, the proposed Project – including direct, indirect, and cumulative impacts associated with development, construction, operation, and maintenance of the proposed Project in every area identified below. Discuss if

alternatives have been or will be considered. The assessment shall also include Proposer's short- and long-term plans to mitigate such impacts and explanation of the mitigation strategies for, but not limited to, each of the major environmental areas as presented below:

- Natural Environment
 - Air quality
 - Biology (Natural habitats and ecosystems, flora/fauna/vegetation, and animals, especially if threatened or endangered)
 - Climate
 - Soils
 - Topography and geology
- Land Regulation
 - Land Uses, including any land use restrictions and/or pre-existing environmental conditions/contamination
 - Flood and tsunami hazards
 - Noise
 - Roadways and Traffic
 - Utilities
- Socio-Economic Characteristics
- Aesthetic/Visual Resources
- Solid Waste
- Hazardous Materials
- Water Quality
- Public Safety Services (Police, Fire, Emergency Medical Services)
- Recreation
- Potential Cumulative and Secondary Impacts

2.6.5 Provide a **decommissioning plan**, including:

- Developing and implementing program for recycling to the fullest extent possible, or otherwise properly disposing of installed infrastructure, if any, and
- Demonstrating how restoration of the Site to its original ecological condition is guaranteed in the event of default by the Proposer in the applicable Site Control documentation.

2.7 CULTURAL RESOURCE IMPACTS

2.7.1 Provide a **plan to address the below requirements** as they pertain to the Project Site and interconnection route including the status of any consultant/s with expertise in this field that have been identified and/or contracted with, and documentation of any assessments or work that has been planned or performed to date. Identify any cultural, historical or natural resources in the area in question. For any impacts identified to the categories listed below, provide a mitigation strategy and the expected impact on the Project schedule. Detail the potential impacts of the Proposal on cultural resources in the short- and long-term and the Proposer's plan to mitigate such impacts. Proposers must provide as much information as possible to allow the Company to understand the considerations.

- Archaeological Resources
- Cultural Practices and Resources

2.8 COMMUNITY OUTREACH

Gaining community support is an important part of a Project's viability and success. An effective Community Outreach Plan will call for early meaningful communications with stakeholders and will reflect a deep understanding and respect for the community's desire for information. The public meeting and comment solicitation process described in Section 5.3 of the RFP is intended to support that premise and the Commission's desire to increase bid transparency within the RFP process. When developers neglect to demonstrate transparency and a willingness to engage in early and frequent communication with Hawaii's communities, costly and timely challenges to their projects have resulted. In some instances, projects have failed. Incorporating transparency during the competitive bidding phase may seem unconventional, but it has become an essential community expectation. Developers must share information and work with communities to address concerns through careful listening, thoughtful responsiveness, and a commitment to respect the environmental and cultural values of Hawai'i.

2.8.1 Provide a **detailed Community Outreach Plan** to work with and inform neighboring communities and stakeholders and to provide them timely information during all phases of the Project. The plan shall address, but not be limited to, the following items:

- Project description
- Community scoping
- Project benefits
- Government approvals
- Development process
 - Identification of communities and other stakeholders that may be affected by the proposed Project:
 - How will they be affected?
 - What mitigation strategies will the Proposer implement?
 - Comprehensive communication strategy with affected communities and the general public regarding the proposed Project:
 - Describe frequency of communication
 - Provide source of information
 - Identify communication outlets
 - Describe opportunities, if any for affected communities and general public to provide the developer with feedback and comments on the proposed Project

Proposers are reminded of RFP Section 3.4.2 including Proposals must provide all referenced material if it is to be considered during the Proposal evaluation.

2.8.2 Provide any **documentation of local community support or opposition** including any letters from local organizations, newspaper articles, or communications from local officials.

2.8.3 Provide a **description of community outreach efforts** already taken or currently underway, including the names of organizations and stakeholders contacted about the proposed Project.

2.8.4 Describe any anticipated or negotiated investment in the community and other **community benefits** that the Proposer proposes to provide in connection with the Project, along with an estimated value of the community benefits in dollars (including the cost to Proposers providing the benefits and supporting details on how those costs and benefits were derived).

2.8.5 All Proposers selected to the Final Award Group must provide the below table of information onto their website described in Section 5.3 to provide communities Project information that is of interest to them in a standard format. All information in this table must be included in all community presentations in addition to the Proposer’s project website.

PROJECT SUMMARY AND COMMUNITY OUTREACH PLAN

* _	<u>Proposer Name (Company name)</u>	
* _	<u>Parent Company/Owner/Sponsor/etc.</u>	
* _	<u>Project Name</u>	
* _	<u>Net AC Capacity of the Facility (MW) (must match Proposal information)</u>	
* _	<u>Proposed Facility Location in/near what City/Area</u>	
* _	<u>TMK(s) of Facility Location (must match Proposal information)</u>	
* _	<u>Point of Interconnection’s Circuit or Substation Name (must match Proposal information)</u>	
* _	<u>Project Description (in 200 words or less)</u>	<i>(A description that includes information about the project that will enable the community to understand the impact that the Project might have on the community.)</i>
* _	<u>Project site map</u>	<i>(provide a map similar to what was provided in Section 2.5.2)</i>
* _	<u>Site layout plan</u>	<i>(provide a layout similar to what was provided in Section 2.5.3)</i>
* _	<u>Interconnection route</u>	<i>(provide a map of the route similar to what was provided in Section 2.5.4)</i>
<u>Environmental Compliance, Impacts and Permitting Plan</u>		
* _	<u>Overall land use and environmental permits and approvals strategy</u>	<i>(provide information in level of detail as provided in Section 2.6.1)</i>
* _	<u>Gantt format schedule which identifies the sequencing of permit applications and approval activities and critical path. Schedule must be in MM/DD/YY format)</u>	<i>(provide information in level of detail as provided in Section 2.6.1)</i>
* _	<u>City Zoning and Land Use Classification</u>	<i>(provide information in level of detail as provided in Section 2.6.2)</i>
* _	<u>Discretionary and non-discretionary Land use, environmental and construction permits and approvals</u>	<i>(provide information in level of detail as provided in Section 2.6.3)</i>
* _	<u>Listing of Permits and approvals</u>	<i>(provide information in level of detail as provided in Section 2.6.3)</i>

* —	<u>Preliminary environmental assessment of the site (including any pre-existing environmental conditions)</u>	<u>(provide information in level of detail as provided in Section 2.6.4)</u>
Cultural Resource Impacts		
* —	<u>Proposer’s updated Community Outreach Plan must include a plan that (1) identifies any cultural, historic or natural resources that will be impacted by the project (2) describes the potential impacts on these resources and 3) identifies measures to mitigate such impacts.</u>	<u>(provide information in level of detail as provided in Section 2.7)</u>
Community Outreach		
* —	<u>Detailed Community Outreach Plan</u>	<u>(provide key information from Community Outreach Plan as specified in Section 2.8.1 or provide a link to updated comprehensive Community Outreach Plan)</u>
* —	<u>Local community support or opposition</u>	<u>(provide latest comprehensive information)</u>
* —	<u>Community outreach efforts</u>	<u>(provide latest comprehensive information)</u>
* —	<u>Community benefits</u>	<u>(provide latest comprehensive information)</u>

2.9 OPERATIONS AND MAINTENANCE (O&M)

2.9.1 To demonstrate the long-term operational viability of the proposed Project, describe the **planned operations and maintenance**, including:

- Operations and maintenance funding levels, annually, throughout the term of the contract.
- Description of the operational requirements by frequency (daily, weekly, monthly, yearly, as-necessary, run hour interval) and maintenance requirements by frequency (daily, weekly, monthly, yearly, as-necessary, run hour interval).
- A discussion of the staffing levels proposed for the Project and location of such staff. If such staff is offsite, describe response time and ability to control the Project remotely.
- Technology specific maintenance experience records.
- Identification of any O&M providers.
- The expected role of the Proposer (Owner) or outside contractor.
- Scheduling of major maintenance activity.
- Plan for testing equipment.
- Estimated life of Generation and/or Storage Facilities and associated Interconnection Facilities.
- Safety plan, including historical safety records with environmental history records, violations, and compliance plans.
- Security plan.
- Site maintenance plan.
- Substation equipment maintenance plan.

- 2.9.2 State whether the Proposer would **consider 24-hour staffing**. Explain how this would be done.
- 2.9.3 Describe the **Proposer's contingency plan**, including the Proposer's mitigation plans to address failures. Such information should be described in the Proposal to demonstrate the Project's reliability with regard to potential operational issues.
- 2.9.4 Describe if the Proposer will **coordinate their maintenance schedule** for the Project with the Company's annual planned generation maintenance. See Article 5 of the model RDG PPA.
- 2.9.5 Describe the **status of any O&M agreements or contracts** that the Proposer is required to secure. Include a discussion of the Proposer's plan for securing a long-term O&M contract.
- 2.9.6 Provide **examples of the Proposer's experience** with O&M services for other similar projects.

2.10 PERFORMANCE STANDARDS

- 2.10.1 Design and operating information. Provide a **description of the project design**. Description shall include:
- Configuration description-, including conceptual or schematic diagrams. Overview of the Facility Control Systems – central control and inverter- or resource-level control.
 - ~~Overview of the Facility Control Systems – central control and inverter – or resource level control~~
 - Diagrams approved by a Professional Electrical Engineer registered in the State of Hawai'i, indicated by the presence of the Engineer's Professional seal on all drawings and documents. Including but not limited to:
 - A single-line diagram, relay list, trip scheme and settings of the generating facility, which identifies the Point of Interconnection, circuit breakers, relays, switches, synchronizing equipment, monitoring equipment, and control and protective devices and schemes.
 - ~~A three line diagram which shows the Point of Interconnection, potential transformer (PT) and current transformer (CT) ratios, and details of the generating facility configuration, including relays, meters and test switches.~~
- 2.10.1.1 Provide the projected **hourly annual energy potential production profile of the Facility⁵ (24 hours x 365 days, 8760 generation profile)** for the provided RFP NEP Projection.
- 2.10.1.2 Provide the **sample rate of critical telemetry** (i.e. frequency and voltage) based on inputs to the facility control systems.
- 2.10.1.3 Provide a description of the Facility's **capability to be grid-forming and have black start capability** ~~for Projects that are 1 MW or greater.~~
- 2.10.2 Capability of **Meeting Performance Standards**. The proposed Facility must meet the performance attributes identified in Section 2.1 of the RFP. Provide **confirmation that the proposed Facility will meet the requirements identified** or provide clarification or comments about the Facility's

⁵ The projected hourly annual energy production profile is the projected output from the generating facility without curtailment and before any energy is directed to an energy storage component, if one will be provided.

ability to meet the performance standards. Proposals should include sufficient documentation to support the stated claim that the Facility will be able to meet the Performance Standards. The Proposal should include information required to make such a determination in an organized manner to ensure this evaluation can be completed within the evaluation review period.

2.10.3 **Reactive Power Control:** Provide the facility's **ability to meet the Reactive Power Control capabilities**, including Voltage Regulation at the point of interconnection, required in the Performance Standards, including contribution from the inverters of generation and/or storage and means of coordinating the response. Provide the inverter capability curve(s). Confirm ability to provide reactive power at zero active power.

2.10.4 **Ramp Rate** for Generation Facilities: Confirm the ability to meet the ramp rate requirement specified in the Model PPA or ~~standard form contract~~ [Mid-Tier SFC](#).

2.10.5 **Undervoltage ride-through:** Provide the facility's terminal voltage level(s) and elapsed time at which the facility will disconnect from the utility system during the disturbance, if any. Confirm the ability to meet ride-through requirements and include supporting documentation regarding inverter design, control parameters, etc.

2.10.6 **Overvoltage ride-through:** Provide the facility's terminal voltage level(s) and elapsed time at which the facility will disconnect from the utility system during the disturbance, if any. Confirm the ability to meet ride-through requirements and include supporting documentation regarding inverter design, control parameters, etc.

2.10.7 **Transient stability ride-through:** Provide the facility's ability to stay online during Company System: (1) three-phase fault located anywhere on the Company System and lasting up to __ cycles; and (2) a single line to ground fault located anywhere on the Company System and lasting up to __ cycles. Provide the Facility's ability to withstand subsequent events.

2.10.8 **Underfrequency ride-through:** Provide the facility's terminal frequency level(s) and elapsed time at which the facility will disconnect from the utility system during the disturbance, if any. Confirm the ability to meet ride-through requirements and include supporting documentation regarding inverter design, control parameters, etc.

2.10.9 **Overfrequency ride-through:** Provide the facility's terminal frequency level(s) and elapsed time at which the facility will disconnect from the utility system during the disturbance, if any. Confirm the ability to meet ride-through requirements and include supporting documentation regarding inverter design, control parameters, etc.

2.10.10 **Frequency Response:** Provide the facility's frequency response characteristics as required by the Model PPA or ~~standard form contract~~ [Mid-Tier SFC](#), including time of response, tunable parameters, alternate frequency response modes and means of implementing such features.

2.10.11 **Auxiliary Power Information:** Proposer must provide the maximum auxiliary power requirements for:

- Start-up
- Normal Operations (from generator)

- Normal Operating Shutdown
- Forced Emergency Shutdown
- Maintenance Outage

2.10.12 **Coordination of Operations:** Provide a description of the control facilities required to coordinate generator operation with and between the Company's System Operator and the Company's System.

- Include a description of the equipment and technology used to facilitate dispatch to the Company and communicate with the Company.
- Include a description of the control and protection requirements of the generator and the Company's System.

2.10.13 **Cycling Capability:** Describe the Facility's ability to cycle on/off and provide limitations.

2.10.14 **Active Power Control Interface:** Describe the means of implementing active power control and the Power Possible, including the contribution to the dispatch signal from paired storage, if any. Provide the Proposer's experience dealing with active power control, dispatch, frequency response, and ride-through.

2.10.15 Provide the details of the **major equipment** (i.e. batteries, inverters, battery management system), including, but not limited to, name of manufacturer, models, key metrics, characteristics of the equipment, and performance specifications.

2.10.16 **Energy Storage performance standards:** For projects that include a storage component, provide additional performance standard descriptions as follows:

- ~~Number of cycles per day, or equivalent~~ MWh storage output for a full year
- Ramp Rate: Provide the Facility's ramp rate, which should be no more than 2 MW/minute for all conditions other than those under control of the Company System Operator and/or those due to desired frequency response.
- System Response Time – Idle to Design Maximum (minutes)
- Discharge Start-up time (minutes from notification)
- Charge Start-up time (minutes from notification)
- Start and run-time limitations, if any
- Ancillary Services provided, if any (i.e. Spinning Reserves, Non-Spinning Reserves, Regulation Up, Regulation Down, Black Start capability, other)

2.10.17 Provide the description and details of the **grid-charging capabilities of the Facility**. Include a description on the ability to control the charging source.

2.11 INTERCONNECTION REQUIREMENT STUDY ~~REQUIREMENT STUDY~~ SUBMITTAL REQUIREMENTS

2.11.1 ~~Provide~~ For projects greater than or equal to 1 MW in size, provide the appropriate completed **Project Interconnection Requirement Study Data Request ~~form~~ worksheets** for the proposed technology with the Proposal submission. (The forms can be found in the "1. Download Documents" tab as Appx B Att 2 Project Interconnection Data Request ~~Form~~ Worksheets (PV Generation) or Project Interconnection Data Request Worksheets (Wind Generation) MSE Excel files.) Also provide all **project ~~single line~~ single line diagram(s)**

with the Proposal submission. **Models for equipment and controls, list(s)** identifying components and **respective files** (for inverters and power plant controller), and **complete documentation with instructions** shall be submitted within the timeframes specified in Section 5.1 of the RFP.⁴ Proposers may also download the [PSCAD model requirements memo](#) [Facility Technical Model Requirements and Review Process documentation](#) labelled as Appx B Att 3 from the “1. Download Documents” tab also.

2.12 PROVEN TECHNOLOGY

2.12.1 Provide all supporting information for the Company to assess the **commercial and financial maturity of the technology** being proposed. Provide any supporting documentation that shows examples of projects that:

- Use the technology at the scale being proposed
- Have successfully reached commercial operations (for example, by submitting a PPA)
- Demonstrate experience in providing Active Power dispatch

2.13 EXPERIENCE AND QUALIFICATIONS

Proposers, its affiliated companies, partners, and/or contractors and consultants are required to demonstrate project experience and management capability to successfully develop and operate the proposed Project.

2.13.1 Provide an **organizational chart** for the Project that lists the project participants and identifies the management structure and responsibilities. [In addition to the organizational chart, Proposers must provide a completed table:](#)

- For each of the project participants (including the Proposer, partners, and proposed contractors), fill out the table below and provide statements that list the specific experience of the firm in: financing, designing, constructing, interconnecting, owning, operating, and maintaining renewable energy generating or storage facilities, or other projects of similar size and technology, and
- Provide any evidence that the project participants have worked jointly on other projects.

Participant Name:	EXPERIENCE:						
	Financing	Designing	Constructing	Interconnecting	Owning	Operating	Maintaining
1.							
2.							
3.							
...							

2.13.2 Identify those **member(s) of the team** the Proposer is submitting to meet the experience Threshold Requirement and demonstrate the member(s) firm commitment to provide services to the Proposer.

2.13.3 Identify those **members of the team with experience and qualifications**, including affiliates, and their principal personnel who will be involved in the project contracting to sell and deliver energy. If the Proposer consists of multiple parties, such as joint ventures or partnerships, provide this information for each party, clearly indicating the proposed role of each party, including an ownership chart indicating direct and indirect ownership, and percentage interests in the partnership or joint venture.

2.13.4 Provide a **management chart** which lists the key personnel dedicated to this Project and provide **biographies / resumes** of the key personnel, including position, years of relevant experience, and similar project experience. Provide specifics as they relate to financing of renewable energy projects. Identify architects and engineers or provision to provide same that are licensed to practice in the State of Hawai'i.

2.13.5 Provide a **listing in the table format below, of all renewable energy generation or energy storage projects** the Proposer has successfully developed or that are currently under construction. Describe the Proposer's role and responsibilities associated with these projects (lead developer, owner, investor, etc.). Provide the following information as part of the response:

Project Name	Location (City, State)	Technology (wind, PV, hydro, plus storage, etc.)	Size (MW/ MWh)	Commercial Operation Date	Offtaker (if applicable)	Role & Responsibilities
1.						
2.						
3.						
...						

2.14 STATE OF PROJECT DEVELOPMENT AND SCHEDULE

2.14.1 Provide a **project schedule in GANTT chart format** with complete **critical path activities** identified for the Proposal from the Notice of Selection of the Proposal to the start of Commercial Operations.

- The **schedule** must include:
 - Interconnection Requirement Study (IRS) assumptions
 - Anticipated contract negotiation period assumptions
 - Regulatory assumptions
 - Anticipated submittal and approval dates for permitting (including but not limited to environmental and archaeological compliance)
 - Siting and land acquisition
 - Cultural Resource implications and mitigation activities
 - Community outreach and engagement activities
 - Energy resource assessment
 - Financing
 - Engineering
 - Procurement
 - Facility construction including construction management events
 - Applicable reporting milestone events specified in the Model PPA or [standard form contract](#) [Mid-Tier SFC](#)

- Testing
- Interconnection (including engineering, procurement, and construction)
- Commercial Operations Date
- All other important elements outside of the direct construction of the Project
- For each project element, list the start and end date (must be in MM/DD/YY format), and include predecessors to clearly illustrate schedule dependencies and durations.
- Proposers must also list and describe critical path activities and milestone events, particularly as they relate to the integration and coordination of the project components and the Company's Electric System. Proposers must ensure that the schedule provided in this section is consistent with the milestone events contained in the PPA or ~~Standard Form Contract~~Mid-Tier SFC and/or other agreements.

2.14.2 Describe the **construction execution strategy** including:

- Identification of contracting/subcontracting plans
- Modular construction
- Safety plans⁶
- Quality control and assurance plan
- Labor availability
- Likely manufacturing sites and procurement plans
- Similar projects where these construction methods have been used by the Proposer.

2.14.3 Provide a description of any **project activities that have been performed to date**.

2.14.4 Explain how you plan to reach **safe harbor milestones** (if applicable) and **guaranteed commercial operations**, including durations and dependencies which support this achievement.

3.0 PROPOSED CBRE PROGRAM

Provide a detailed description of the CBRE program that will be offered to eligible subscribers, including at a minimum, but not limited to, a discussion of the following:

- Financing Options
 - Subscriber fees and payments
 - Upfront payments
 - Ongoing payments
 - Public funding options
 - Extent to which subscribers will be financially responsible for any facility underperformance
- Percentage of the project's capacity that will be available to subscribers vs. unsubscribed capacity
 - Commitments to residential ~~subscribers~~Subscribers
 - Commitments to ~~low~~Low- and ~~moderate-income~~Moderate- Income Customers ("LMI"subscribers Customers)
- Marketing or outreach plans to advertise the proposed project/program to LMI (if applicable) and non-LMI eligible customers

⁶ A document that describes the various safety procedures and practices that will be implemented on the Project and how applicable safety regulations, standards, and work practices will be enforced on the Project.

- Strategies for LMI (if applicable) and non-LMI customer retention and maintaining LMI (if applicable) and non-LMI customer participation levels
- Estimated benefits to LMI (if applicable) and non-LMI customer participants
 - Expected savings
 - Payback periods
 - Payback mechanisms
 - Other benefits
- Prior experience, specifically relating to community-based renewable energy projects
- Plans for CBRE program administration
 - Strategies for subscriber retention
 - How turnover and churn of subscribers will be handled

4.0 MINOR PROPOSAL VARIATIONS VARIATION

Proposers submitting ~~minor variations a variation~~ to a Proposal their base variation (as allowed in RFP Section 1.8.3) must provide the details of each the variation in the below section(s). In ~~each~~ this proposal variation section Section 4.0 below, Proposers ~~must add the applicable tables from (1) complete a Proposal Summary identical to Section 2.0 Proposal Summary of this Appendix B.~~ The information in ~~these tables should~~ this table must reflect the information for the variation being proposed. As specified in Section 2.2.2 above, Proposers submitting a variation must also (2) include a table summarizing the differences between the base variation and the minor variation. Additionally, Proposers must (2) identify all changes to ~~the any~~ information provided in response to Sections 2.1 through 3.0 of this Appendix B for the proposal variation. If differences ~~are not identified for the Section 2.0 Proposal Summary or a particular from any~~ section in Sections 2.1 through 2.143.0 are not identified, the Company will assume that the information contained in the base Proposal (Sections 2.1 through 3.0) also applies to ~~the this~~ proposal variation.

4.2.0 PROPOSAL VARIATION SUMMARY TABLE

Replicate the entire Summary Table here. The responses to all line items must reflect the variation being proposed.

Note: Section 2.2.2 above requires a table summarizing the differences among between the variations, if variations are proposed. For convenience, please duplicate the table summarizing the differences here.

4.1 — PROPOSAL VARIATION 1 (BASE VARIATION)

N/A (All information for the base variation is identified in sections 2.01 through 4.3.0 above.)

4.2 — PROPOSAL VARIATION 2 (RESPECTIVE SECTIONS AS NECESSARY)

Identified changes

Identify differences to Sections any Appendix B Section 2.01 through 3.0, as required for each variation here.


DRAFT
REQUEST FOR PROPOSALS
FOR
COMMUNITY-BASED RENEWABLE ENERGY PROJECTS

ISLAND OF MOLOKA‘I

~~JULY 9~~SEPTEMBER 8, 2020

Docket No. 2015-0389

Appendix D – PowerAdvocate User Information



**Maui
Electric**


Sourcing Intelligence Quick Start for Suppliers

Logging In

1. Launch a web browser and go to www.poweradvocate.com
2. Click the orange **Login** button.
3. Enter your account **User Name** and **Password** (both are case-sensitive) and click **Login**.
4. Click the **Events** tab if it is not already displayed.

Dashboard

Your Dashboard lists the events you have been invited to. A line divides currently accessible events from others.



Click to view Events

Click to view the event's Status tab

Buyer filter

Navigation bar

Buying entity

Number of unread/total messages

Click to view the event's Messaging tab

Click numbers to view event tabs

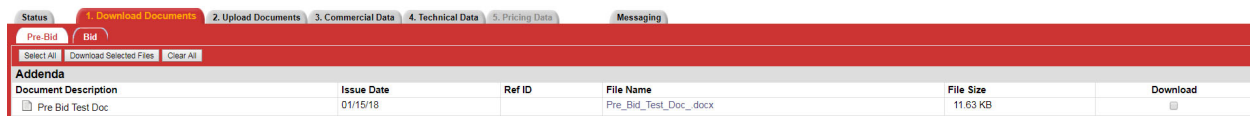
Datashheet available

No datashheet available

- Click an event name to view its Status tab, which displays a summary of your activity and key event dates. To view specific details of an event, click the buttons 1-5 to view the corresponding tab.
- To return to the Dashboard, click **Dashboard** in the navigation bar at the top of the window.
- An event will not appear on your Dashboard until you have been added as a participant.

Downloading Bid Packages

All of the Buyer’s bid package documents (if any) are centrally stored on the PowerAdvocate Platform. To view bid documents, click “1” on your Dashboard or on the **1. Download Documents** tab from within the event.



- You can access the **Bid** sub-tab after the event opens. You can access Buyer documents before the event is opened from the **Pre-Bid** sub-tab, if the Buyer utilizes this feature.
- To view or download a document, click the file name.
- To download multiple documents:
 1. Select the checkbox in the Download column for each document you wish to download or click **Select All**.
 2. Click **Download Selected Files**.

Uploading Documents

To upload your documents, click “2” on your Dashboard, or on the **2. Upload Documents** tab from within the event.



- Do not upload any files to the Pre-Bid tab.
- To upload a document to the Bid tab:
 1. Specify a **Document Type** (Reference ID can be left blank).
 2. Click **Choose File**, navigate to and select the document, and then click Open; multiple files can also be compressed into one .zip file for upload.
 3. Click **Submit Document**.

Datasheets

Datasheets will not be used in this RFP event. All Proposal information will be uploaded for submission through the 2. Upload Documents tab above. Buttons/tabs are grayed out (e.g., 4) if the event is not using a particular type of datasheet.

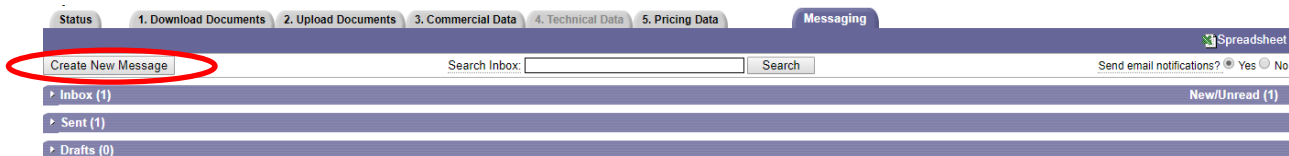


Communicating with the Bid Event Coordinator /Company Contact

Suppliers should use the [PowerAdvocate Messaging tool](#) [Email](#) to contact the Bid Event Coordinator (BEC) [Company Contact](#) while the bid event is open.

In these CBRE RFPs, PowerAdvocate Messaging

To send a message to the BEC, go to the Messaging tab and click Create New Message. To read or reply to a message from the BEC, click the message subject.



- ~~You can send messages to the BEC and Buyer Team~~
- ~~The Independent Observer can view all messages in the bid event.~~
- ~~You can receive external e-mail notification of new PowerAdvocate messages by selecting “Yes” to “Send email notifications?” in the Messaging tab will not be used.~~

Getting More Information

- Click **Help** on the navigation bar to display online help.



- Supplier documentation can be downloaded from the online help system.
- Call PowerAdvocate Support at 857-453-5800 (Mon-Fri, 8 a.m. to 8 p.m. Eastern Time) or e-mail support@poweradvocate.com.

DRAFT
REQUEST FOR PROPOSALS
FOR
COMMUNITY-BASED RENEWABLE ENERGY PROJECTS

ISLAND OF MOLOKA‘I

~~JULY 9~~ SEPTEMBER 8, 2020

Docket No. 2015-0389

Appendix F – Description of Available Sites



**Maui
Electric**



**Maui
Electric**

**MAUI ELECTRIC
COMMUNITY-BASED RENEWABLE ENERGY RFP
DESCRIPTION OF AVAILABLE SITES**

Land Request for Information

On June 15, 2020, the Hawaiian Electric Companies issued a Land Request for Information (“Land RFI”) seeking information on available land and rooftop space for potentially siting future utility scale renewable energy projects on the islands of O‘ahu, Maui, Moloka‘i, and Hawai‘i. This effort is a completely new solicitation from the previous Land RFI that was issued on December 12, 2016 in advance of the Company’s Stage 1 and Stage 2 RFPs. The information that has been gathered through this RFI is available upon request by following the instructions at <http://hawaiielectric.com/landrfi>.

This information is being provided for proposers’ consideration only. Project proposals submitted in response to this RFP are not required to be sited at a location identified through the Land RFI. Maui Electric also makes no representations as to the suitability of the listed sites for renewable energy production with regard to resource quality, interconnection constraints, zoning and permitting issues, community support, or other issues. Proposers should perform their own evaluation of these factors in determining whether a site is suitable for renewable energy project development. After further evaluation, proposers that are interested in any of the identified sites are invited to engage in further discussions directly with landowners to negotiate any required rights to use the property.

Company Owned Site – Pala‘au Site

The Company is offering use of the Pala‘au Site for nominal consideration to site a renewable generation and paired energy storage facility. Any Proposer proposing to use the Pala‘au Site shall be required to agree to specific terms and conditions for such use as provided for in the Terms and Conditions for Use (“TCU”), a proposed form of which is attached as Attachment Z to the model PV RDG PPA or Attachment K to the Mid-Tier SFC. Limited sections of the TCU relating to use restrictions, security and infrastructure requirements, compliance with laws, lien restrictions, and end of term obligations shall be non-negotiable.

The site, available to Proposers under this RFP, is approximately 7.2 acres, provided that any Proposer shall only be permitted to use as much acreage as is necessary for its Project. The interconnection point would be the Pala‘au Generating Station switchyard. Proposers must include the cost for interconnecting into the switchyard in their Proposals.

The approximately 7.2 acre available land is comprised of 3 separate areas, as identified in Appendix F Attachment 2 and further defined below:

1. Area A is approximately 5.7 acres
 - a. Ground mount photovoltaic and BESS is acceptable
 - b. Proposers must provide clearances around existing power lines as directed by the Company, per the applicable requirement 4.b described below
 - c. Proposer must avoid any underground utilities, as identified and directed by the Company. There may be an existing underground water line crossing the area, pending confirmation of the as-built drawings and/or ground penetrating scans.
 - d. Proposers must build around or relocate the existing telecommunications pole noted on Appendix F Attachment 2. Lease agreement of Company Site may require co-location with Company fiber.
 - e. Proposer must avoid all capped wells. There is at least one well located near the water tank in the northeast corner, pending final confirmation.
 - f. Proposer can develop the existing paved area and utilize the gate at the northeast end for site access, if desired. Proposers should provide their own site access from the road.
2. Area B is approximately 1 acre and contains the visitor parking lot
 - a. Ground mount photovoltaic and BESS is acceptable
 - b. If proposer utilizes this site, the visitor parking lot must be relocated to area 'C'.
 - c. The existing security gate to access secured area of plant must be moved to the South, and employee parking lot 'C' must be converted to a combination of open lot for public access and a fenced employee lot, as directed by the Company.
 - d. Number of public and employee stalls and vegetation requirements to be determined by the Company
3. Area C is approximately 0.5 acre
 - a. If this area is utilized, only a covered parking PV canopy is acceptable
 - b. Reference the additional applicable requirements 2.c & 2.d
4. General Requirements
 - a. All utilized areas require fencing and separation from the power plant. Fencing and security will require Company review and approval.
 - b. Proposers must observe a 20' horizontal clearance on one side of 12 kV conductor and poles. PV may be installed under the existing 12 kV lines, but requires a minimum 8' vertical clearance from the conductors for personnel safety. This is per Hawaiian Electric Standard 41-5010 and will require Company review and approval. Proposers may request this standard from Company.

Upfront costs to the Proposer associated with the use of the Pala'au Site include the following: (1) baseline assessments of the Pala'au Site, either a Phase 1 or Phase 2 environmental assessment and, as necessary, archaeological study; and (2) applicable physical and data security requirements. Ongoing costs are customary and will be reserved in the TCU (insurance costs, security costs, etc.) or the PPA, as applicable. See Attachment Z of the model PV RDG PPA or Attachment K of the Mid-Tier SFC for details on these upfront and ongoing use costs.

The specified costs above are not exhaustive, and the Proposer is encouraged to review the TCU to determine all associated use costs. Proposers should perform their own evaluation and account for all possible costs and should not rely solely on the identified costs noted above. Proposer also shall be responsible, at its sole cost and expense, for all site improvements, utilities, permits, and other required infrastructure and regulatory requirements that are necessary for use of the Pala‘au Site for Proposer’s Project.

For projects 1 MW or larger, and subject to confirmation from the IRS, overhead interconnection into the existing 12 kV switchyard is possible. Work within the switchyard may include, but is not limited to, the installation of one (1) new 12 kV vacuum circuit breaker for each interconnecting line within an existing Company switchgear, new relaying and control equipment for the 12 kV vacuum circuit breaker within the Company’s switchgear enclosure building, transitioning the new 12 kV overhead interconnection to underground within the switchyard, and underground 12 kV duct lines and cable trenching within the switchyard to an existing handhole. A grounding study may be needed to determine if the existing ground grid is sufficient. The IRS will confirm all necessary interconnection facilities. Interconnection details for projects smaller than 1 MW will be provided to interested potential Proposers, if available.

Due to COVID 19 travel restrictions, a site visit will not be considered at this time. The Company will endeavor to provide as much information as possible to interested potential Proposers. Additional site information, beyond the details included in Appendix F, may be provided by the Company. Information on how to request additional information, if available, will be posted on the Company’s website.

Any drawings, reports, or any other information or data relating to the Site (“Site Information”) is being furnished for the Proposer’s convenience only and the Company assumes no responsibility whatsoever in respect to the sufficiency or accuracy of such Site Information or of the interpretation thereof, and there is no guarantee, either expressed or implied, that the conditions indicated are representative of those existing throughout the Site. In addition, no assurance is given that conditions found at the time of any surface or subsurface explorations will be the conditions that prevail at the time of construction at the Site. The Proposer shall be solely responsible for all assumptions, deductions, or conclusions the Proposer may make or derive from the information furnished. Making such information available to the Proposer is not to be construed in any way as a waiver of the Proposer’s responsibility to examine the Request for Proposals and the Site. Proposers must satisfy itself through its own investigation as to conditions to be encountered at the Site.

Additional Information

Additionally, the following links to a few publicly available resources relating to renewable energy project siting and development from the Hawaii State Energy Office are being provided for use at proposers’ sole discretion:

Project Permitting Assistance and Resources

<http://energy.hawaii.gov/developer-investor/project-permitting-assistance-and-resources>

Provides numerous resources to support more informed and appropriate project siting and permitting, including the Permit Guide, Renewable Energy Permitting Consultants, DOH, ePermitting Portal, Renewable EnerGIS, Permitting Wizard, and the Renewable Energy Projects Directory.

Hawaii Clean Energy Programmatic Environmental Impact Statement

<http://energy.hawaii.gov/testbeds-initiatives/hawaii-clean-energy-peis/peis-overview>

The Hawaii Clean Energy Programmatic Environmental Impact Statement (PEIS) analyzes, at a programmatic level, the potential environmental impacts of clean energy activities and technologies in the following clean energy categories: (1) Energy Efficiency, (2) Distributed Renewables, (3) Utility-Scale Renewables, (4) Alternative Transportation Fuels and Modes, and (5) Electrical Transmission and Distribution.

Hawaii Statewide GIS Program

<http://planning.hawaii.gov/gis/>

Provides Hawaii GIS data and other resources to support site identification and analysis.

Aloha Aina: A Framework for Biocultural Resource Management in Hawai'i's Anthropogenic Ecosystems

https://nmshawaiihumpbackwhale.blob.core.windows.net/hawaiihumpbackwhale-prod/media/archive/council/pdfs/aloha_aina.pdf

A framework developed by the Hawaiian Islands Humpback Whale National Marine Sanctuary Advisory Council to integrate Native Hawaiian and Western scientific management approaches toward ecosystem management. While intended for the Sanctuary, this document provides useful insight into successful collaboration in Hawaii.


DRAFT
REQUEST FOR PROPOSALS
FOR
COMMUNITY-BASED RENEWABLE ENERGY PROJECTS

ISLAND OF MOLOKA‘I

~~JULY 9~~SEPTEMBER 8, 2020

Docket No. 2015-0389

*Appendix G – Self Build Option and
Self Build Option Team Certification Form*



**Maui
Electric**

Appendix G - Self Build Option

Overview

To the extent that there are Self Build Option (“SBO”) Proposals to the RFP, the Company will endeavor to evaluate these SBO Proposals on a fair basis compared to third party Proposals. As described in Section 1.9.1 of the RFP, “[t]he Competitive Bidding Framework allows the Company the option to offer a Proposal(s) in response to this RFP (“Self-Build Option” or “SBO”). Accordingly, the Company must follow certain requirements and procedures designed to safeguard against and address concerns associated with: (1) preferential treatment of the SBO or members, agents or consultants of the Company formulating the SBO (the “Self-Build Team”); and (2) preferential access to proprietary information of the Self-Build Team.” Any Proposal from the Self-Build Team will be required to comply with the provisions in the Framework for Competitive Bidding (“Framework”) as well as this RFP.

In addition to its Proposal, the Self-Build Team will be required to submit Attachment 1 to this Appendix G, Self-Build Option Team Certification Form, acknowledging it has followed the rules and requirements of the RFP to the best of its ability and has not engaged in any collusive actions or received any preferential treatment or information providing an impermissible competitive advantage to the Self-Build Team over other proposers responding to this RFP, as well as adherence to PPA or ~~Standard Form Contract~~Mid-Tier SFC terms and milestones required of all proposers and the SBO’s proposed cost protection measures.

Pursuant to the Framework and as set forth in the RFP Schedule, the Company will require that the Proposal for the SBO(s) be submitted electronically through the Electronic Procurement Platform a minimum of one (1) Day before other Proposals are due.

Except where specifically noted, a SBO Proposal must adhere to the same price and non-price Proposal requirements as required of all Proposers.

As described in Section 3.8.4 of the RFP, if selected, a Self-Build Proposer will not be required to enter into a PPA or ~~Standard Form Contract~~Mid-Tier SFC with the Company. However, the SBO will be held to the same performance metrics and milestones set forth in the RDG PPA or ~~Standard Form Contract~~Mid-Tier SFC to the same extent as all Proposers, as attested to in the SBO’s Appendix G Attachment 1 Self Build Option Certification submittal. If liquidated damages are assessed, they will be paid from shareholder funds and returned to customers through the Purchased Power Adjustment Clause (“PPAC”),

In lieu of price components, the SBO will need to provide their total project capital costs, any associated annual O&M costs, as well as annual revenue requirements by year. (See Appendix B Section 2.0.) The SBO shall submit revenue requirement worksheets with their Proposal that support their annual revenue requirements estimates. A starter revenue requirements template file can be requested by the Self-Build Team via email to the RFP Email Address or through the PowerAdvocate Messaging function once the RFP event opens. The revenue requirements

worksheets submitted will be customized to reflect the details of the Project's Proposal. All assumptions used will be reflected in an assumptions input tab.

SBO Total Project Capital Cost

The following is a high-level breakdown followed by a narrative explanation of the total capital cost estimate for a potential SBO Proposal. The total project capital cost (and annual O&M costs) will be used to calculate the Revenue Requirement, which will then be used to calculate a LB for Proposal comparison purposes. The categories of costs include:

- Facility
 - EPC Contract
 - Allowance for Change Orders
 - Equipment
 - Owner's Cost
- Outside Services
- Interconnection
- Overheads
- AFUDC

These costs will be identified in Section 2.3.2.2 of the SBO Proposal. (See Appendix B Section 2.3.2.2.)

- Facility (including any generation and storage components) - This line item, to the extent applicable, should include costs such as:

Engineering, Procurement, and Construction ("EPC") Contract

The total cost estimate of the facility is the projected EPC contract cost including the design of the facility up to the high-voltage terminals of the step-up transformers, procurement of all the equipment, and services necessary to build the facility and construction and commissioning of the facility.

Allowance for Change Orders

This allocation accounts for items such as additional requirements resulting from unforeseen conditions, unexpected permitting requirements, force majeure events, unanticipated interferences, different interpretations of design requirements, material unavailability, and longer than normal delivery times.

Equipment

This cost includes the generator and the facility equipment that support the operation of the generator and the distribution of electrical power around the station, as applicable. Engineering and testing services required to ensure that the equipment is properly functioning at the site, training and documentation necessary to operate and maintain the equipment, and performance guarantees may also be included here.

Owner's Cost

Owner's costs for the facility are all the costs necessary for the design, permitting, procurement, construction, and commissioning of the facility and for the preparation of the Proposal that are not included in the major contracts (i.e. EPC). The Companies' Labor includes Project Management, Station Operator training and commissioning, Environmental, Safety, Legal, Corporate Communications, Community and Government Relations, Engineering, and Regulatory Affairs. Company Labor for the preparation of the Proposal is also included here. For purposes of recovery, only the incremental costs of Labor will be subject to separate recovery.

- Outside Services - This line item, to the extent applicable, should include costs such as:
 - Construction Management to oversee the EPC contractor
 - Legal for the preparation of the Environmental Impact Statement and PUC process
 - Engineering for development and evaluation of the project technical specifications, Interconnection Requirements Study (IRS), and emissions testing
 - Environmental to conduct the Environmental Impact Statement (EIS) and Air Permit consulting
 - General Services such as surveys, land appraisals, Environmental Condition Reports, public relations, office trailer rental, archeological services, landscaping, miscellaneous permits, builder's risk insurance, switchgear testing, hazard analysis, painting, monitoring services, and moving costs.
 - Material costs including spare parts, furnishings, IT equipment, appliances, generator system initial fills (fuels, oils, water), and telecommunications equipment for the station.
 - Travel costs required to inspect other similar facilities, observe final acceptance testing of critical equipment, and station operators' factory training
- Interconnection – This line item covers all interconnection costs that a similarly situated IPP would be responsible for as described in RFP Section 2.3.5, and to the extent applicable, should include costs such as:

Distribution Line

The cost estimate includes the design, procurement, and construction of any new distribution infrastructure needed to interconnect with the designated substation.

Switchyard

Work at the switchyard will include design, procurement, and construction of the switchyard and the interfaces between the high voltage terminals of the generator step-up transformers and the circuit to which it will be connected. Site preparation

of the switchyard and the design, procurement, and installation of the step-up transformers located in the switchyard, are typically included in the EPC contract.

Substation

Work at the designated substation that will include the design, procurement, and construction of the interfaces between the new distribution line and the substation buswork to which it will be connected.

Telecom

Accounts for direct labor, materials, and outside services to install telecommunication requirements for the project.

Project Management

Cost estimate of the project management design, procurement, contracting, and scheduling efforts for the interconnection only. Project management costs for the facility are included in the Owner's Cost estimate above.

- Overhead Costs

Overhead costs for the proposed facility will be estimated by the Company's budgeting software (UI Planner) and represent an allocation for those Company costs that are not attributable to any particular project or operation, but are essential nonetheless. Overheads are comprised of non-productive wages (such as holiday, sick, and vacation pay), employee benefits, payroll taxes, corporate administrative costs, and clearing costs.

- Allowance for Funds Used During Construction ("AFUDC")

The AFUDC will be calculated using the Company's budgeting software (UI Planner) and represents the cost of capital funding for the Project. The Company strives to minimize the cost of the AFUDC by ensuring that Project elements that are used or useful are placed in service as soon as possible, as well as minimizing the amount of time that AFUDC can accumulate, by minimizing the amount of time between expenditures on Project elements and their placement in service.

The SBO Proposal will include a Revenue Requirement for each year, which is calculated from the total project capital cost to determine the revenues needed to recover the cost of the project. The value of the Revenue Requirement Calculation for the Total SBO Project Capital Cost will be included in the Levelized Benefit calculation described below.

Annual O&M

The cost for ongoing O&M (fixed and variable) will be a component of the Revenue Requirement. All O&M should be included in this category, unless captured elsewhere in the Revenue Requirement Calculation, including but not limited to annual O&M expense to maintain facility; property taxes (if applicable), and insurance. As described in RFP Appendix G, a SBO Proposal

will be required to cap its O&M costs at the amount included in the Proposal. Only actual costs will be recovered if such actual costs are lower than the maximum amounts in the Proposal.

Annual Revenue Requirement

The SBO Proposal will include a Revenue Requirement for each year, which is calculated from the total project capital cost to determine the revenues needed to recover the cost of the project. The value of the Revenue Requirement Calculation for the Total SBO Project Capital Cost will be included in the Levelized Benefit calculation.

The following is a narrative description of the proposed revenue requirement calculation and significant assumptions that the SBO Proposal should account for. The objective of a revenue requirement analysis is to illustrate the annual revenue requirements (ARR) for a utility SBO Proposal.

Revenue Requirement is defined as a calculated value which represents the estimated revenues needed from ratepayers which would allow the Company to recover its capital investment and expenses, honor its debt obligations, pay its revenue and income tax liabilities, and pay its preferred shareholders while providing a fair return to its common shareholders for their investment. Specific factors or assumptions related to that particular project will be included in the analysis.

The purpose of a revenue requirement calculation is to determine the annual and total revenue requirements of a capital investment and annual O&M expense needed from customers. The ratemaking formula for revenue requirements is shown below.

$$RR = O + T + D + r(RB)$$

Where:

- RR = Revenue Requirements
- O = Operating and Maintenance Expense
- T = Tax Expense (Income and Revenue)
- D = Depreciation Expense
- r = Rate of Return on Rate Base
- RB = Rate Base

The Company, in conjunction with the Independent Observer, may also conduct a risk assessment of the SBO Proposal to ensure an appropriate level of customer cost protection measures are included in such proposal.

APPENDIX G ATTACHMENT 1 - SELF BUILD OPTION TEAM CERTIFICATION

Name of SBO Team Contact: _____

Unique Name of Facility: _____

This Certification of the Self Build Option (SBO) Team's SBO Proposal for Hawaiian Electric Company, Inc.'s ("Company, Maui Electric Company, Ltd, and Hawai'i Electric Light Company, Inc.'s (the "Hawaiian Electric Companies") Request for Proposals for Community-Based Renewable Energy Projects (RFP) is made as of the date stated below.

A. COMPLIANCE WITH THE RFP AND CODE OF CONDUCT

The SBO Team certifies and acknowledges that it will/has:

1. Adhered to the terms of the RFP applicable to the SBO Team, including but not limited to: Section 1.7.1 (proposal submittal requirements) , Section 1.7.3 (certification of non-collusion), Section 1.9 (Procedures for the Self-Build or Affiliate Proposals), and Section 3.4.4 (authorized signatory);
2. Adhered to the technical requirements of the RFP, excluding however those requirements inapplicable to the SBO Team such as execution of the Model RDG PPA or Standard Form Contract Mid-Tier SFC, pricing formula requirements for independent power producer proposals, submission of a Proposal Fee, dispute resolution, credit requirements, selection of a priority list, and submission of a best and final offer;
3. Complied with the Company's Code of Conduct Procedures Manual, attached as Appendix C to this RFP, with particular attention to the Communications Protocols described in Section C therein with respect to communication with the Company RFP Team.

B. INDEPENDENT INVESTIGATION

The SBO Team further certifies and acknowledges that it will/has:

1. Submitted the SBO Proposal based on its own investigations, examinations, and determinations, including assessments of any risks that could have an effect on its obligations under the SBO Proposal.
2. Carefully examined the Company's RFP documents and its appendices and has a clear and comprehensive knowledge of what is required of a Proposer under the RFP, and correspondingly, what is required of the SBO Team.

3. Examined and understands the technical requirements, schedule, and evaluation process as it is laid out in the RFP.

C. COST PROPOSAL ACKNOWLEDGEMENTS

The Self Build Team acknowledges and agrees that:

1. Recovery for Project capital costs and O&M costs will be capped at the amount included in the SBO Team's SBO Proposal.
2. Only actual capital costs and O&M costs will be recovered even if such actual costs are lower than the SBO Team's proposed maximum amounts.
3. Costs of developing the proposal must be included in the SBO for evaluation purposes only. Only the incremental costs of developing the SBO Team's proposal will be charged to the project and passed through to customers. Incremental costs for the SBO Proposal not serving as the Parallel Plan and which are not selected to the Final Award Group will not be recoverable from the Companies' customers.

D. ADHERENCE TO PPA REQUIREMENTS AND MILESTONES

The Self Build Team acknowledges and agrees that:

1. The SBO Proposal will be consistent with the scope of work and responsibilities of the "Seller" under the terms of the applicable Model PPA or ~~Standard Form Contract~~ Mid-Tier SFC excluding inapplicable terms related to commercial and legal interactions between the Seller and the Company.
2. The SBO Facility will be designed and constructed to:
 - a. Achieve the Performance Standards identified in Section 3 - Performance Standards, in Attachment B of the applicable Model PPA or ~~Standard Form Contract~~ Mid-Tier SFC as modified by the IRS (subject to reasonable adjustment agreeable to the Company consistent with the Company's negotiation of such performance standards that would be completed with an independent power producer under similar circumstances);
 - b. Meet the performance metrics as specified in Article 2 of the applicable Model RDG PPA or ~~Standard Form Contract~~ Attachment C of the Mid-Tier SFC.
 - b.1. For facilities with a photovoltaic generation component, (i) PV System Equivalent Availability Factor, and (ii) Measured Performance Ratio;
 - b.2. For facilities with paired energy storage, (i) Storage Annual Equipment Availability Factor, (ii) Storage Annual Equivalent Forced Outage Factor, and (iii) Storage Capacity Ratio;

- c. Pass the Acceptance Test specified in Attachment N – Acceptance Test General Criteria of the applicable Model RDG PPA or ~~Standard Form Contract~~Attachment F of the Mid-Tier SFC.
- d. Pass the Control System Performance Test specified in Attachment O – Control System Acceptance Test Criteria of the applicable Model RDG PPA or ~~Standard Form Contract~~Attachment F of the Mid-Tier SFC;
- e. If applicable, pass the On-line Performance Test specified in Attachment W – BESS Capacity Test of the applicable Model RDG PPA or ~~Attachment H of the Standard Form Contract~~Mid-Tier SFC;
- f. If applicable, achieve a Demonstrated Capacity equal to or greater than that indicated in the SBO Proposal as measured pursuant to Attachment W – BESS Capacity Test of the applicable Model RDG PPA or ~~Standard Form Contract~~Attachment H of the Mid-Tier SFC;
- g. Meet the project milestones identified in the SBO Proposal no later than the dates specified therein, which shall be consistent with the guaranteed project milestones required in Attachment K – Guaranteed Project Milestones of the applicable Model RDG PPA or ~~Standard Form Contract~~Mid-Tier SFC (subject to reasonable adjustment agreeable to the Company consistent with the Company’s negotiation of such milestones that would be completed with an independent power producer under similar circumstances). Notice of completion of milestones and any delay will be provided to PUC and Consumer Advocate.
- h. Achieve the reporting milestones identified in the SBO Proposal no later than the dates specified therein, which shall be consistent with the reporting milestones required in Attachment L – Reporting Milestones of the applicable Model RDG PPA or ~~Standard Form Contract~~Mid-Tier SFC (subject to reasonable adjustment agreeable to the Company consistent with the Company’s negotiation of such milestones that would be completed with an independent power producer under similar circumstances). Notice of completion of milestones and any delay will be provided to PUC and Consumer Advocate.
- i. Will be subject to the applicable liquidated damages for the applicable Model RDG PPA or ~~Standard Form Contract~~Mid-Tier SFC provisions above. These liquidated damages would be paid from shareholder funds and would be passed through to customers through the Companies’ Power Purchase Adjustment Clause. Notice of any liquidated damages assessed and amounts of such liquidated damages will be provided to PUC and Consumer Advocate.
- j. Will reconfirm requirements in GO7 application and any resulting approval order for such application.
- k. Will provide annual report to PUC and Consumer Advocate on performance metrics.

E. DECLARATION AND SIGNATURE

1. The individual(s) that has (have) signed this Self Build Option Team Certification is (are) duly authorized by the SBO Team to execute such on behalf of the SBO Team; and
2. All statements, specifications, data, confirmations, and other information set out in this Self Build Option Team Certification are complete and accurate in all material respects.

IN WITNESS WHEREOF, the SBO TEAM hereby makes the certifications, acknowledgements, and agreements stated herein as of the date stated under the signature of its authorized representative:

Dated at _____, _____ this _____ day of _____ 20_____.

Signature of SBO Team Representative

Name of SBO Team Representative (please print)

Title of SBO Team Representative (please print)

DRAFT
REQUEST FOR PROPOSALS
FOR
COMMUNITY-BASED RENEWABLE ENERGY PROJECTS

ISLAND OF MOLOKA‘I

~~JULY 9~~

SEPTEMBER 8, 2020

Docket No. 2015-0389

*Appendix H – Interconnection Facilities and
Cost Information*

Maui Electric Company
APPENDIX H - INTERCONNECTION FACILITIES AND COST INFORMATION



**Maui
Electric**

Maui Electric Company
APPENDIX H - INTERCONNECTION FACILITIES AND COST INFORMATION

Tariff Rule No. 19, approved by the PUC, establishes provisions for Interconnection and Transmission Upgrades (see Appendix I). The tariff provisions are intended to simplify the rules regarding who pays for, installs, owns, and operates interconnection facilities in the context of competitive bidding. Tariff Rule No. 19 will be utilized as the basis for addressing interconnection and transmission upgrades for any projects developed through this RFP. Bidders will comply with the terms and conditions as specified therein.

To assist Bidders in assessing the impacts of location on potential projects, the per unit cost figures provided in the tables below are to be used to provide an approximate estimated cost for interconnecting, including communications and distribution line cost to the existing Moloka'i Electric System. The per-unit cost figures below should not be used to create a detailed project estimate. A detailed project estimate typically requires a certain level of engineering to assess project site conditions and to factor in other parameters specific to the project.

The Bidder should identify the components assumed for their project and the quantity assumed for each. Each table below provides notes on the assumptions for each of the unit cost estimates. If a Bidder's project requirements are different than what is assumed in the notes, the Bidder should identify each difference and provide an estimated additional cost or savings resulting from those different requirements.

2.1 Distribution Line Interconnection Costs

Component	Description	Cost per Mile
1	New 12kV Overhead line (accessible 250' spans)	\$800 <u>1,020,000</u>
2	12 kV underbuild on existing line (accessible 250' spans) 12kV Underground line <u>New 12kV Underground line</u>	\$3,500 <u>735,000</u>
3	12 kV underbuild on existing line (accessible <u>inaccessible 250'</u> spans, for station service)	[\$To be updated prior to issuance of final RFP] <u>\$1,292,000</u>
4	<u>New 12kV Underground line</u> 12 kV underbuild on existing line (inaccessible spans, for station service)	[\$To be updated prior to issuance of final RFP] <u>\$1,369,000</u>
5	Padmount service 500 kVA transformer (for station service)	[\$To be updated prior to issuance of final RFP] <u>\$89,000</u>

Maui Electric Company
APPENDIX H - INTERCONNECTION FACILITIES AND COST INFORMATION

6	PME9 and PME3 switches for 1-ph and 3-ph transformers	[\$To be updated prior to issuance of final RFP] \$307,000
---	---	---

Notes:

1. Please refer to Attachment 1 (for Projects greater than 250 kW and less than 1 MW) or Attachment 2 (for Projects 1 MW or greater) of this Appendix H for a single line diagram depicting the required interconnection to the Company's system. Conceptual Design is not intended to cover all interconnection requirements. Final interconnection design will be subject to the results of a technical review.
- ~~2. New 12kV Overhead line (accessible) consists of 45' height wood poles (39' above / 6' below grade).~~
- ~~2.~~ Component 1 assumes wood pole construction.
- ~~3.~~ Components 2 ~~based on~~ and 3 assume no poles need to be replaced.
- ~~3.4.~~ Component 4 assumes one set of 1000 KCM AL 15kV (600A) cable ~~includes~~ but does NOT include duct bank and MH ~~installation~~ construction.
- ~~4.5.~~ Note: Exclusions to these rough costs are as follows but not limited to: the following. Proposers should conduct their own due diligence for these costs
 - a. Development of the PUC application/proceedings timeline
 - b. State or County right-of-way permitting and SMA
 - c. Environmental studies cost
 - d. Survey proposed line extension route
 - e. Easement/Land Issues if discovered in the course of final design
 - f. Archaeological survey and monitoring cost/duration (if needed)
 - g. Clearing/grading along power line corridor and access road
 - h. Final design adjustments required to negotiate terrain, physical landmarks, existing utilities and access
 - i. Construction of permanent roadways/truck access
 - j. Helicopter services
 - k. Traffic Control
 - l. Removals (MECO & HTCOM as applicable)
 - m. Salvage and depreciation credits
 - n. Street lights
 - o. Delays due to weather and material acquisitions
 - p. Civil infrastructure (duct bank, MH, equipment pads, etc.) construction
- ~~5.6.~~ All estimates are provided in ~~2020~~2022 dollars.
7. The customer shall be responsible to confirm if independent station power is required. Meter requirements should be discussed with Maui Electric during the customer's design stage.

Maui Electric Company
APPENDIX H - INTERCONNECTION FACILITIES AND COST INFORMATION

Station power shall emanate from an existing 12kV distribution line to the customer’s point of connection, either by overhead utility poles or underground line extension. For underground line extensions, the customer shall be responsible for installing and maintaining the infrastructure consisting of, but not limited to, concrete encased ducts, manholes/handholes, transformer and switchgear pads, and meter equipment.

2.2 Typical CBRE SLD Interconnection Costs (Projects ≥250 kW and larger, and less than 1 MW)

Please refer to Attachment 1 of this Appendix H (for Projects greater than 250 kW and less than 1 MW). Conceptual Design is not intended to cover all interconnection requirements. Final interconnection design will be subject to the results of the Detailed Evaluation, Technical Review, or an IRS.

Component	Description	Cost
1	All other components in Attachment 1 except for the line extension from the project to the utility distribution circuit (See 2.1)	[\$To be updated prior to issuance of final RFP] \$313,000

Notes:

1. Costs includes components on the Company side of the demarcation shown in Attachment 1.
2. Costs for line extension from the project to tap the distribution circuit should be estimated using 2.1, above.
3. Company shall own a high-speed power quality device (i.e., Tesla Lite Model No. 4000) near the point of interconnection, which shall be in continuous service and on a rolling window basis monitoring sub-cycle voltages, currents and harmonics, as well as disturbance events and capable of remote interrogation following an event. Company requires 24-hour access to this equipment. Customer to provide the following hard-wired inputs to Company’s power quality device:
 - a. Status of Customer’s main AC breaker CB-A (MECO# XXXX);
 - b. Line amps (3 phase); and
 - c. Line-to-line voltage (3 phase)
4. Secure and reliable communication is required for the following:
 - ~~a. SCADA to/from Customer’s facility;~~
 - ~~b.a.~~ Revenue metering for power export and consumption readings;

Maui Electric Company
APPENDIX H - INTERCONNECTION FACILITIES AND COST INFORMATION

- ~~e. Power quality and fault recording and retrieval; and~~
- ~~d.b.~~ Phone circuits as required.
- 5. Customer to design revenue metering facilities in accordance with the requirements in Chapter 4 of the HECO Electric Service Installation Manual.
- 6. PTs and CTs for high speed digital fault recorder should be the same quality as the PTs and CTs for the protective relaying.
- 7. Estimate does not contain any of the following costs:
 - a. Telecommunication infrastructure
 - b. Relay Coordination Study
 - c. Land Cost
 - d. Environmental Assessment/Environmental Impact Statement
 - e. Project Management
- 8. Substation relay protection requirements have not been identified, so costs are based upon typical line protection relaying requirements.

2.3 Typical CBRE SLD Interconnection Costs (Projects 1 MW or greater)

Please refer to Attachment 2 of this Appendix H (for Projects 1 MW or greater). Conceptual Design is not intended to cover all interconnection requirements. Final interconnection design will be subject to the results of the Detailed Evaluation, Technical Review, or an IRS.

Component	Description	Cost
1	All other components in Attachment 2 except for the line extension from the project to the utility distribution circuit (See 2.1)	\$(To be updated prior to issuance of final RFP) <u>\$480,000</u>
<u>2</u>	<u>Components at Company Substation including DTT and relaying requirements</u>	<u>\$356,000</u>

Notes:

1. Costs includes components on the Company side of the demarcation shown in Attachment 2.
2. Costs for line extension from the project to tap the distribution circuit should be estimated using 2.1, above.
3. Company shall own a high-speed power quality device (i.e., Tesla Model No. 4000) near the point of interconnection, which shall be in continuous service and on a rolling window

Maui Electric Company
APPENDIX H - INTERCONNECTION FACILITIES AND COST INFORMATION

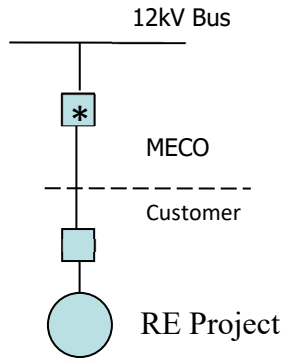
basis monitoring sub-cycle voltages, currents and harmonics, as well as disturbance events and capable of remote interrogation following an event. Company requires 24-hour access to this equipment. Customer to provide the following hard-wired inputs to Company's power quality device:

- a. Status of Customer's main AC breaker CB-A (MECO# XXXX);
 - b. Status of remotely-resettable lockouts;
 - ~~b.c.~~ Line amps (3 phase); and
 - ~~e.d.~~ line-to-line voltage (3 phase)
4. Secure and reliable communication is required for the following:
- a. Direct transfer trip from _____ (HECO 12kV circuit) 12kV CB _____ (HECO breaker number);
 - ~~a.b.~~ SCADA to/ from Customer's facility;
 - ~~b.c.~~ Revenue metering for power export and consumption readings;
 - ~~e.d.~~ Power quality and fault recording and retrieval; and
 - ~~d.e.~~ Phone circuits as required.
5. Customer to provide a reliable DC Source for 12-hour backup period; specific voltage to be determined by Company at a later date.
6. Upon receipt of direct transfer trip signal from _____ (MECO substation name) Substation opening of breaker _____ (MECO breaker number), trip and block close Customer's 12 kV breaker CB-A (MECO# XXXX) via Company-owned SCADA resettable lockout relay.
7. Upon DTT communication channel failure longer than 6 seconds:
- a. Company to provide signal to Customer to initiate Customer performed ramp down and tripping of Customer's 12 kV breaker CB-A (MECO# XXXX).
 - b. Company to initiate trip and block close of Customer's 12 kV breaker CB-A (MECO# XXXX) via Company-owned SCADA resettable lockout relay after _____ (Project size MW/2 MW per minute ramp down) minutes.
8. Customer to design revenue metering facilities in accordance with the requirements in Chapter 4 of the HECO Electric Service Installation Manual.
9. PTs and CTs for high speed digital fault recorder should be the same quality as the PTs and CTs for the protective relaying.
10. Component 2 assumes Company Substation is already SCADA enabled.
11. Estimate does not contain any of the following costs:
- a. Telecommunication infrastructure
 - b. Relay Coordination Study
 - c. Land Cost
 - d. Environmental Assessment/Environmental Impact Statement
 - e. Project Management
12. Substation relay protection requirements have not been identified, so costs are based upon typical line protection relaying requirements.

2.4 Pala'au Interconnection Costs

Maui Electric Company
APPENDIX H - INTERCONNECTION FACILITIES AND COST INFORMATION

2.2.1 Substation 12kV Interconnection Costs FIRM and VARIABLE Projects



Component	Description	Cost
1	*1 – 12kV circuit breaker (MECO)	\$600,000

Notes:

1. Conceptual Design is not intended to cover all interconnection requirements. Final interconnection design will be subject to the results of a technical review.
2. Substation land has been graded per Maui Electric’s civil and structural requirements. No costs for excavation and fill are included in the estimates.
3. Permits are not included in indicated costs.
4. Costs are in 2020 dollars.
5. Estimate does not contain any of the following costs:
 - a. Telecommunication infrastructure
 - b. Relay Coordination Study
 - c. Land Cost
 - d. Environmental Assessment/Environmental Impact Statement
 - e. Project Management
 - f. Any required upgrades to existing substations to integrate the new generating facility into the system.
6. Substation relay protection requirements have not been identified, so costs are based upon typical line protection relaying requirements.
7. Local SCADA equipment are included in cost estimates.
8. The estimate does not contain any line extension cost.
9. Projects shall be designed to limit the maximum loss-of-generation contingency to 2.7 MW for Moloka‘i. Additionally, in meeting this requirement, the Facility must be segmented in equally sized capacities (MW).

Maui Electric Company
APPENDIX H - INTERCONNECTION FACILITIES AND COST INFORMATION

2.5 Telecommunications

~~1. Point to point microwave: \$1,162,000 with the following assumptions:~~

All projects that require telecommunications will require facilities to store the communications equipment. An example for a communications cabinet is provided but other alternatives can be available upon request. The communications equipment will require a communications channel. Some of the communication channel options include microwave, fiber, lease line, or licensed radio. The number of communication circuits (primary/backup) and type of communication circuits required will vary depending on the type/size of the project.

1. Microwave Equipment

a. Point-To-Point Microwave: \$684,117 with the following assumptions:

- ~~a.i.~~ There is radio line-of-sight clearance between the communicationscommunication endpoints.
- ~~b.ii.~~ FCC licensed Microwave Frequencies are available.
- ~~e.iii.~~ There are existing structures/buildings ~~andwith space~~ available ~~space on either end~~both ends to house the radio equipment.
- ~~d.iv.~~ Telecommunications grounding standards are up-to-date at both sites.
- ~~e.v.~~ 48V48 V DC power with 12-hour battery backup is available.
- ~~f.vi.~~ This estimate does not include any special site-specific permit/approval ~~that may be required~~activities that may be required including, but not limited to, Neighborhood Board (s), Conservation District Use Application, Environmental Assessment, Shoreline Management Area approval, biological (endangered species or habitat) surveys, and/or cultural (archeological) surveys or the cost of any migration required for approvals to be granted.
- ~~g.vii.~~ Space is available ~~at both ends to locate~~construct antenna towers/ or structures ~~at both ends. Meets~~that are rated to survive a Saffir-Simpson category ~~54~~ hurricane ~~wind loading~~.
- ~~h.viii.~~ ~~Interconnection~~Cost to ~~Maui~~interconnect to Hawaiian Electric's existing communications network is not included.
- ix. Costs are in 2022 dollars.

b. 50 Foot Microwave Tower: \$591,021 with the following assumptions:

- i. Telecommunications grounding standards are up-to-date.
- ii. This estimate does not include any special site-specific permit/approval activities that may be required including, but not limited to, Neighborhood Board (s), Conservation District Use Application, Environmental Assessment, Shoreline Management Area approval, biological (endangered species or habitat) surveys, and/or cultural (archeological) surveys or the cost of any migration required for approvals to be granted.

Maui Electric Company
APPENDIX H - INTERCONNECTION FACILITIES AND COST INFORMATION

- iii. Costs are in 2022 dollars.
 - c. 100 Foot Microwave Tower: \$858,563 with the following assumptions:
 - i. Telecommunications grounding standards are up-to-date.
 - ii. This estimate does not include any special site-specific permit/approval activities that may be required including, but not limited to, Neighborhood Board (s), Conservation District Use Application, Environmental Assessment, Shoreline Management Area approval, biological (endangered species or habitat) surveys, and/or cultural (archeological) surveys or the cost of any migration required for approvals to be granted.
 - iii. Costs are in 2022 dollars.
- 2. Fiber with overbuild and new construction: ~~\$269~~456,000 per mile with the following assumptions:
 - a. Accessible 250' average spans.
 - ~~a.b.~~ The poles are in good condition and do not need replacing.
 - ~~b.c.~~ The poles are not overloaded.
 - ~~e.d.~~ The poles and the attachments are in accordance with NESC 2002 and no work is required to upgrade the poles to current standards.
- 3. Leased Line: Cost will be the responsibility of the developer and to be negotiated with the lease provider.
 - a. Communication circuit requirements will be based on applications needed for the project.
 - b. Company can provide communication circuit interconnection requirements and assist with order review as needed.
- 4. Communications Cabinet: \$207,365 with the following assumptions:
 - a. Cabinet used to support company equipment and capable of providing communications circuit for SCADA
 - b. Communications cabinet does not include fiber, microwave, or lease circuits.
 - i. Customer to work directly with lease provider if a lease line circuit is needed.
 - ii. Check with company to understand the current lease requirements.
 - c. Customer will provide all conduits, PAD, handholes, AC Power, grounding as required per company standards.
 - d. Costs are in 2022 dollars.
- 5. Licensed 900 MHz Radio: \$143,626 with the following assumptions:
 - a. This cost will be in addition to the Communication Cabinet cost. The radio equipment will be installed within the Communication Cabinet.
 - b. There is radio line-of-sight clearance between the communication endpoints.
 - c. FCC licensed 900Mhz Frequencies is available.
 - d. There is an existing structure/building with space available on the company side to mount the antenna equipment and house the radio equipment.

Maui Electric Company
APPENDIX H - INTERCONNECTION FACILITIES AND COST INFORMATION

- e. The customer will install a structure to mount the antenna equipment on the customers side.
 - i. Customer will provide any conduit required between the Communications Cabinet and antenna mount structure.
- f. The cost includes 2 each antenna equipment to create a radio link.
- g. Cost are in 2022 dollars.

2.6 Security System Interconnection Costs

[NOTE: Specific security requirements for the Moloka‘i System are under review and will be included in the final RFP.]The developer shall be responsible to incorporate security components and systems for **their facilities** that consider the Security Guidelines for the Electricity Sector (CIP-014-2): Physical Security, as published by the North American Electric Reliability Corporation (NERC) and that at a minimum adhere to Company’s performance requirements outlined in Company’s Physical Security Strategy for the following four security concepts.

- **Deter:** Deploy visible physical security measures to encourage individuals to seek other, less secure targets.
- **Detect:** Utilize state of the art physical security technologies to detect unauthorized intrusion and provide real-time alerts to monitoring personnel. Detection to include 24/7 monitoring personnel.
- **Delay:** Deploy multiple physical security countermeasures to delay an intruder’s access to assets and provide time for incident assessment and appropriate response.
- **Respond:** Take immediate measures to assess, interrupt, and/or respond to the incident, including notification to Company and the use of contracted patrol personnel and/or the involvement of law enforcement assets to apprehend an intruder.

The Company’s Physical Security Strategy is available upon request after execution of an NDA with the Company.

Facilities will need to meet Tier Three security requirements. These requirements will be subject to final review during the design and engineering phase. Additional information is available upon request after execution of an NDA with the Company.

<u>Type of Facility</u>	<u>Tier One High Criticality</u>	<u>Tier Two Medium Criticality</u>	<u>Tier Three Lower Criticality</u>
-------------------------	----------------------------------	------------------------------------	-------------------------------------

Maui Electric Company
APPENDIX H - INTERCONNECTION FACILITIES AND COST INFORMATION

<u>Substation</u>	<ul style="list-style-type: none"> • <u>FLIR or Similar camera perimeter monitoring.</u> • <u>Secondary perimeter intrusion detection system.</u> • <u>Interior Video monitoring system with motion detection.</u> • <u>Gunfire detection/IP intercom public address system.</u> • <u>Electronic card access system for control & microwave houses.</u> • <u>Standard 8' high security fence with 3-strand barbed wire V-top.</u> • <u>Interior mounted 4' high cattle fencing.</u> • <u>LED perimeter lighting.</u> • <u>All gates will be secured using a proprietary padlock system.</u> 	<ul style="list-style-type: none"> • <u>Video monitoring system with motion detection.</u> • <u>Card access on control and microwave houses.</u> • <u>Standard 8' high security fence with 3-strand barbed wire V-top.</u> • <u>Interior mounted 4' high cattle fencing.</u> • <u>All gates will be secured using a proprietary padlock system.</u> 	<ul style="list-style-type: none"> • <u>Standard 8' high security fence with 3-strand barbed wire V-top.</u> • <u>Interior mounted 4' high cattle fencing.</u> • <u>All gates will be secured using a proprietary padlock system.</u>

EXHIBIT 24

Redline of

Draft RFP for Variable Renewable Dispatchable
Generation Paired with Energy Storage and CBRE for the
Island of Lanai



DRAFT

REQUEST FOR PROPOSALS

FOR

VARIABLE RENEWABLE DISPATCHABLE GENERATION

PAIRED WITH ENERGY STORAGE

AND

COMMUNITY-BASED RENEWABLE ENERGY

ISLAND OF LĀNA‘I

~~JULY 9~~SEPTEMBER 8, 2020

Docket No. 2015-0389

This Request for Proposals (“RFP”) is a DRAFT only. Maui Electric Company, Ltd. (“Maui Electric”) will employ a competitive bidding process to select renewable energy projects including Community Based Renewable Energy consistent with the State of Hawai‘i Public Utilities Commission’s (“PUC”) Competitive Bidding Framework. Under the Competitive Bidding Framework. Maui Electric ~~will file~~files the initial draft RFP with the (PUC). Then, Maui Electric ~~will seek~~sought input from prospective Proposers and other stakeholders through a Technical Conference as described in the draft RFP and ~~will modify~~modified the draft RFP to the extent feasible to address input received in order to foster a robust competitive process. The proposed final RFP ~~will be~~is being submitted to the PUC for approval and is subject to further revision based upon direction received from the PUC. After approval by the PUC, Maui Electric will issue the final RFP.

Table of Contents

Chapter 1: Introduction and General Information	1
1.1 Authority and Purpose of the Request for Proposals	12
1.2 Scope of the RFP	2
1.3 Competitive Bidding Framework	4
1.4 Role of the Independent Observer	4
1.5 Communications Between the Company and Proposers – Code of Conduct Procedures Manual.....	5
1.6 Company Contact for Proposals	6
1.7 Proposal Submittal Requirements.....	6
1.8 Proposal Fee.....	7
1.9 Procedures for the Self-Build or Affiliate Proposals	98
1.10 Dispute Resolution Process.....	910
1.11 No Protest or Appeal.....	1011
1.12 Modification or Cancellation of the Solicitation Process	1011
1.13 Community Outreach.....	11
Chapter 2: Resource Needs and Requirements	11
2.1 Performance Standards	11
2.2 Distribution- Level System Information.....	1112
2.3 Interconnection to the Company System	12
Chapter 3: Instructions to Proposers.....	13
3.1 Schedule for the Proposal Process	13
3.2 Company RFP Website / Electronic Procurement Platform.....	14
3.3 Status Conferences 14 <u>Information</u> <u>Exchange</u> <u>15</u>	
3.4 Preparation of Proposals	15
3.5 Organization of the Proposal	15 <u>16</u>
3.6 Proposal Limitations	16
3.7 Proposal Compliance and Bases for Disqualification.....	16
3.8 Power Purchase Agreement	17
3.9 Pricing Requirements.....	18
3.10 Project Description.....	19

3.11	Project Site	20
3.12	Confidentiality	20 21
3.13	Credit Requirements Under the PPA	21 22
Chapter 4: Evaluation Process and Evaluation Criteria.....		22
4.1	Proposal Evaluation and Selection Process	22
4.2	Eligibility Requirements Assessment	24 25
4.3	Threshold Requirements Assessment	24 26
4.4	Evaluation – Price and Non-Price Analysis.....	26 27
4.5	Selection of the Final Award Group	33 34
Chapter 5: Post Evaluation Process		34 35
5.1	Interconnection Requirements Study Process.....	34 35
5.2	Contract Negotiation Process.....	35 36
5.3	Final Award Group Commitments.....	35 36
5.4	Greenhouse Gas Emission Analysis	37 38
5.5	PUC Approval of PPA	37 38
5.6	Facility In-Service.....	37 39

List of Appendices

Appendix A	Definitions
Appendix B	Proposer’s Response Package / Project Interconnection Data Request
Appendix C	Code of Conduct Procedures Manual
Appendix D	PowerAdvocate User Information
Appendix E	Mutual Confidentiality and Non-Disclosure Agreement
Appendix F	Description of the Pūlama Site
Appendix G	Self-Build Option and Self Build Option Team Certification Form
Appendix H	Interconnection Facilities and Cost Information
Appendix I	Rule 19 Tariff
Appendix J	Rule 29 Tariff
Appendix K	Lāna‘i Community Comments
Appendix L	Lāna‘i RDG PPA (PV+Storage only)
<u>Appendix M</u>	<u>RESERVED</u>
<u>Appendix N</u>	<u>RESERVED</u>
<u>Appendix O</u>	<u>Grid Needs Assessment</u>

Chapter 1: Introduction and General Information

Maui Electric Company, Ltd. (“Maui Electric” or the “Company”) seeks proposals for the supply of qualified variable renewable dispatchable generation paired with energy storage for the Maui Electric System on the island of Lāna‘i in accordance with this Request for Proposals (“RFP”). The total amount of variable renewable dispatchable generation being solicited in this RFP is ~~17.5 MW/35,800 megawatt hours (“MWh”) annually~~ of photovoltaic (“PV”) paired with ~~17.5 MW/70MWh of energy storage with in a single project. The energy storage must be sized to store at least 70 percent of the capability to provide a minimum of 35,800 megawatt hours (“MWh”) annually. photovoltaic energy.~~¹ Of the total amount of capacity being solicited a minimum of 3 MW must be dedicated to Community-Based Renewable Energy (“CBRE”). The total targeted amount assumes Lāna‘i Sustainability Research (“LSR”) and Mānele Bay Combined Heat and Power (“CHP”) facilities are no longer available as further described in this RFP.

The Company or its Affiliates may submit a Proposal in response to this RFP subject to the requirements of this RFP.

The Company seeks a PV project that is paired with an energy storage system in this RFP. The Company intends to contract for a single project through this RFP using its Model Renewable Dispatchable Generation Power Purchase Agreement (“RDG PPA”), which treats variable renewable generation facilities as fully dispatchable. The Company has created a PV + BESS (“battery energy storage system”) version of its RDG PPA attached as Appendix L to this RFP.²

The successful Proposer will provide variable renewable dispatchable generation paired with energy storage to the Company pursuant to the terms of the RDG PPA, which will be subject to review and approval by the State of Hawai‘i Public Utilities Commission (“PUC”).

The Company’s Model RDG PPA employs an innovative contracting mechanism which is very different than traditional PPA structures. Proposers are instructed to thoroughly review the Model RDG PPA attached as Appendix L. The structure of the RDG PPA intends to provide payments to the Proposer by the Company on a monthly lump sum basis, based upon the energy potential of the facility, regardless of the actual energy dispatched. In exchange, the utility maintains full dispatch control of the Facility as needed. Under the RDG PPA, each Facility must meet certain requirements to receive the full lump sum payment each month. These requirements ensure that each plant is available to the Company for dispatch to meet system needs.

The Company will evaluate Proposals using the evaluation and selection process described in Chapter 4. The Company will evaluate and select a Proposal based on both price and non-price factors that impact the Company, its customers, and communities affected by the proposed Project.

¹ For example, 17.5MW/35,000MWh of PV paired with 17.5MW/70MWh energy storage or 14MW/35,800 MWh of PV paired with 17.5 MW/70MWh energy storage.

² The RDG PPA for PV + BESS is available on the Company’s RFP website and through the Electronic Procurement Platform for the RFP.

All requirements necessary to submit a Proposal(s) are stated in this RFP. A description of the technical requirements for Proposers is included in the body of this RFP, Appendix B, and in the RDG PPA attached as Appendix L.

All capitalized terms used in this RFP shall have the meaning set forth in the glossary of defined terms attached as Appendix A. Capitalized terms that are not included in Appendix A shall have the meaning ascribed in this RFP.

1.1 Authority and Purpose of the Request for Proposals

- 1.1.1 This RFP is issued in response to Order No. 36776 issued on November 15, 2019 in Docket No. 2019-0178 and Order No. 37070 issued on April 20, 2020 and Order No. 37139 issued on May 14, 2020 in Docket No. 2015-0389 as part of a procurement process established by the PUC. On June 8, 2020, the Company filed a letter in Docket No. 2019-0178 explaining its intention to combine its Request for Proposals for Variable Renewable Dispatchable Generation Paired with Energy Storage, Island of Lāna‘i with the Community Based Renewable Energy Request for Proposals for the Island of Lāna‘i specified in Order No. 37070.
- 1.1.2 This RFP is subject to Decision and Order (“D&O”) No. 23121 in Docket No. 03-0372 (To Investigate Competitive Bidding for New Generating Capacity in Hawai‘i), which sets forth the PUC’s Framework for Competitive Bidding (“Framework” or “Competitive Bidding Framework”).

1.1.3 Proposers should review Appendix O, Grid Needs Assessment, to inform Proposers as to the system needs and costs based on inputs and assumptions developed through the Company’s integrated grid planning process, and recent renewable dispatchable generation procurements.³ The Grid Needs Assessment is intended to inform the development of their Proposals that best meets the needs of the system.

1.2 Scope of the RFP

- 1.2.1 The targeted amount of variable renewable dispatchable generation assumes both the LSR and CHP facilities will be removed from service. The Company consulted with the Independent Observer during the selection of the targeted amount of variable renewable dispatchable generation, and the modeling assumptions, including assumptions of maximum displacement of fossil generation.
- 1.2.2 The Company will only accept Proposals that utilize PV technology combined with storage and include a CBRE portion as specified in Chapter 1. The CBRE portion must meet the CBRE Program and eligibility requirements identified in Part II of Rule 29 Community-Based Renewable Energy Program Phase 2 attached as Appendix J. Proposed projects must be located on the Site specified in Section 3.11. No other generation technologies or project locations may be proposed.

³ See <https://www.hawaiianelectric.com/clean-energy-hawaii/our-clean-energy-portfolio/renewable-project-status-board>

- 1.2.3 At least 40% of the 3 MW CBRE portion of the Project’s capacity must be reserved for residential ~~subscribers~~Subscribers with unsubscribed RDG compensation subject to the requirements in Article 2 of the RDG PPA.
- 1.2.4 Preference will be given to Projects whose ~~subscriber~~Subscriber portion reserves an amount ~~greater than 40%~~ of the CBRE portion of the Project capacity ~~greater than 40%~~ for residential customers and/or any additional amount of CBRE portion of the Project capacity dedicated to Low- and Moderate-Income Customers (“LMI”) ~~customers, which means a member of a household with a household income equal to or less than the income limit established by the U.S. Department of Housing and Urban Development (“HUD”) for a LMI Household. To qualify, a household’s income must be equal to or less than the income limit established by HUD for the customer’s household size~~), as defined in the appropriate county. Refer to the HUD website⁴ to obtain the income limits.Tariff Rule 29 in Appendix J.
- 1.2.5 Each Proposal submitted in response to this RFP must represent a Project that is capable of meeting the requirements of this RFP without having to rely on the completion or implementation of any other Project, or without having to rely on a proposed change in law, rule, or regulation.
- 1.2.6 Projects must interconnect to the Company’s System at the Miki Basin switchyard located on the Island of Lāna‘i (See Section 3.11 and Appendix F).
- 1.2.7 To prevent adverse impacts to a single point of failure of 2.5 MW, ~~the Company has offered a conceptual interconnection design (See Appendix H, Section 2.2) that meets this requirement. The Company may consider alternative~~ the interconnection designs ~~for interconnection that similarly meet the~~must limit single point of failure ~~requirement. In meeting this requirement, the Facility must be segmented in equally sized capacities (MW) of to~~ no greater than 2.5 MW ~~net export. Each segment, as shown in the conceptual design (does not necessarily need to pair PV and storage components), must be able to be independently~~meet this requirement. When dispatched ~~vi~~by the Company, the Facility must be configured such that no single point of failure from the equipment will exceed 2.5 MW loss to the Company’s energy management systeminterconnection. Revisions will need to be made to the RDG PPA to account for multiple points of interconnection. The Company will provide such revisions upon completion of the Interconnection Requirements Study for the Final Award Group.
- 1.2.8 The contract for the project selected through this RFP shall use the RDG PPA, as described in Section 3.8. Under the RDG PPA, the Company will maintain exclusive rights to fully direct dispatch of the Facility, subject to availability of the resource and Section 1.2.9 below. The term of the PPA will be 20 years.
- 1.2.9 Proposals must be submitted with an energy storage component. The energy storage component can be charged during periods when full potential export of the generation Facility is not being dispatched by the Company and can be used to provide energy to the

⁴ <https://www.huduser.gov/>.

Company during other times that are beneficial to the system. The energy storage component must be able to store and discharge ~~1770 percent of the PV produced energy, and continuously charge and discharge at a minimum of 10 MVA (8.5 MW for four (4) continuous hours at a 0.85 power factor)~~ throughout the term of the PPA.

~~1.2.10 The energy storage component must also support a switchable mode of operation to allow it to also be used for Fast Frequency Response.~~

~~1.2.11~~ 1.2.10 After the 5-year federal Investment Tax Credit (“ITC”) recapture period has lapsed, the energy storage component must be capable of being 100% charged from the grid at the direction of the Company. Energy storage components that are incapable of claiming the ITC must be capable of being 100% charged from the grid from the GCOD.

~~1.2.12~~ 1.2.11 The maximum amount of energy discharged from the energy storage component in a year will be limited to 70 percent of the MWh target (or approximately 70 MWh) energy storage contract capacity multiplied by the number of Days in that year. An energy storage component may be dispatched more than once per Day, subject to such discharge energy limitations.

~~1.2.13~~ 1.2.12 Proposals must specify a Guaranteed Commercial Operations Date (“GCOD”) no later than December 31, 2024. Preference will be given to Proposals that specify an earlier GCOD during the non-price evaluation.

~~1.2.14~~ 1.2.13 A Proposer’s GCOD set forth in its Proposal will be the GCOD in any resulting PPA if such Proposal is selected to the Final Award Group. Proposers will not be able to request a change in the GCOD set forth in their Proposals.

~~1.2.15~~ 1.2.14 The selected Proposer will be responsible for all Project costs throughout the term of the PPA, including but not limited to Project development, completion of an Interconnection Requirements Study (“IRS”), the cost of conducting a greenhouse gas analysis, land leasing, permitting, financing, construction of the Facility and all Interconnection Facilities, and the operations and maintenance (“O&M”) of the Facility.

~~1.2.16~~ 1.2.15 The selected Proposer will be solely responsible for the decommissioning of the Project and the restoration of the Site upon the expiration of the PPA, as described in Attachment G, Section 7 of the RDG PPA.

~~1.2.17~~ 1.2.16 The selected Proposer shall pursue all available applicable federal and state tax credits. Proposal pricing must be set to incorporate the benefit of such available federal tax credits. However, to mitigate the risk on Proposers due solely to potential changes to the state’s tax credit law before a selected project reaches commercial operations, Proposal pricing shall be set without including any state tax credits. If a Proposal is selected, the PPA for the project will require the Proposer to pursue the maximum available state tax credit and remit tax credit proceeds to the Company for customers’ benefit as described in Attachment J of the RDG PPA. The PPA will also provide that the Proposer will be responsible for payment of liquidated damages for failure to pursue the state tax credit.

1.3 Competitive Bidding Framework

Consistent with the Framework, this RFP outlines the Company's requirements in relation to the resources being solicited and the procedures for conducting the RFP process. It also includes information and instructions to prospective Proposers participating in and responding to this RFP.

1.4 Role of the Independent Observer

1.4.1 Part III.C.1 of the Framework sets forth the circumstances under which an Independent Observer is required in a competitive bidding process. The Independent Observer will advise and monitor all phases of the RFP process and will coordinate with PUC staff throughout the RFP process to ensure that the RFP is undertaken in a fair and unbiased manner. In particular, the Company will review and discuss with the Independent Observer decisions regarding the evaluation, disqualification, non-selection, and selection of Proposals.

1.4.2 The role of the Independent Observer, as described in the Framework, will include but is not limited to:

- Monitor all steps in the competitive bidding process
- Monitor communications (and communications protocols) with Proposers
- Monitor adherence to the Company's Code of Conduct
- Submit comments and recommendations, if any, to the PUC concerning the RFP
- Review the Company's Proposal evaluation methodology, models, criteria, and assumptions
- Review the Company's evaluation of Proposals
- Advise the Company on its decision-making
- Participate in dispute resolution as set forth in Section 1.10
- Monitor contract negotiations with Proposers
- Report to the PUC on monitoring results during each stage of the competitive bidding process
- Provide an overall assessment of whether the goals of the RFP were achieved
- Monitor the ongoing discussions between Maui Electric and Pūlama Lāna'i

1.4.3 The Independent Observers for this RFP ~~are:~~ is Arroyo Seco Consulting.

~~Arroyo Seco Consulting
136 S. Arroyo Blvd.
Pasadena, CA 91105
Attention: Lewis K. Hashimoto~~

~~Navigant Consulting, Inc.
685 Third Avenue, 14th Floor
New York, NY 10017
Attention: Dia Dean Koujak~~

1.5 Communications Between the Company and Proposers – Code of Conduct Procedures Manual

- 1.5.1 Communications and other procedures under this RFP are governed by the “Code of Conduct Procedures Manual,” (also referred to as the “Procedures Manual”) developed by the Company as required by the Framework, and attached as Appendix C.
- 1.5.2 All pre-Proposal communication with prospective Proposers will be conducted via the Company’s RFP website, Electronic Procurement Platform, and/or electronic mail (“Email”) through the address specified in Section 1.6 (the “RFP Email Address”). Phone communication or face-to-face meetings will not be supported. Frequently asked questions submitted by prospective Proposers and the answers to those questions may be posted on the Company’s RFP website, ~~or sent through Email or the Electronic Procurement Platform to registered individuals.~~ The Company reserves the right to respond only to comments and questions it deems are appropriate and relevant to the RFP. Proposers shall submit questions no later than fifteen Days before the Proposal Due Date (see RFP Schedule in Section 3.1, Items 6 and 7). The Company will endeavor to respond to all questions no later than five Days before the Proposal Due Date.
- 1.5.3 After Proposals have been submitted, the Company may contact individual Proposers for purposes of clarifying their Proposal(s).
- 1.5.4 Any confidential information deemed by the Company, in its sole discretion, to be appropriate to share, will only be transmitted to the requesting party after receipt of a fully executed Mutual Confidentiality and Non-Disclosure Agreement⁵ (“NDA”). See Appendix E.
- 1.5.5 Except as expressly permitted and in the manner prescribed in the Procedures Manual, any unsolicited contact by a Proposer or prospective Proposer with personnel of the Company pertaining to this RFP is prohibited.

⁵ See Section 3.12.1 of this RFP.

1.6 Company Contact for Proposals

The primary contact for this RFP is:

~~Dean One~~
~~Mery Apple~~
Energy Contract Manager
~~Maui Hawaiian~~ Electric Company, ~~Limited Inc.~~
~~210 West Kamehameha Avenue~~
~~Kahului, Hawai'i 96732~~

RFP Email Address:

~~lanacompetitivebidding@mauielectric.com~~~~cbrrerfp@hawaiianelectric.com~~

1.7 Proposal Submission Requirements

- 1.7.1 All Proposals must be prepared and submitted in accordance with the procedures and format specified in the RFP. Proposers are required to respond to all questions and provide all information requested in the RFP, as applicable, and only via the communication methods specified in the RFP.
- 1.7.2 Detailed requirements regarding the form, submission, organization and information for the Proposal are set forth in Chapter 3 and Appendix B.
- 1.7.3 Proposals must not rely on any information that is not contained within the Proposal itself in demonstrating compliance for any requirement in this RFP.
- 1.7.4 In submitting a Proposal in response to this RFP, each Proposer certifies that the Proposal has been submitted in good faith and without fraud or collusion with any other unaffiliated person or entity. The Proposer shall acknowledge this in the Response Package submitted with its Proposal. Furthermore, in executing the NDA provided as Appendix E, the Proposer agrees on behalf of its Representatives (as defined in the NDA) that the Company's negotiating positions will not be shared with other Proposers or their respective Representatives.

In addition, in submitting a Proposal, a Proposer will be required to provide Company with its legal counsel's written certification in the form attached as Appendix B Attachment 1 certifying in relevant part that irrespective of any Proposer's direction, waiver, or request to the contrary, that the attorney will not share a Proposer's confidential information associated with such Proposer with others, including, but not limited to, such information such as a Proposer's or Company's negotiating positions. If legal counsel represents multiple unaffiliated Proposers whose Proposals are selected for the Final Award Group, such counsel will also be required to submit a similar certification at the conclusion of power purchase agreement negotiations that he or she has not shared a Proposer's confidential information or the Company's confidential information associated with such Proposer with others, including but not limited to, such information as a Proposer's or Company's negotiating positions.

- 1.7.5 All proposals must be submitted via the Electronic Procurement Platform by 2:00 pm Hawai'i Standard Time ("HST") on the Proposal Due Date shown in the RFP Schedule in Section 3.1. No hard copies of these Proposals will be accepted by the Company.⁶

It is the Proposer's sole responsibility to ensure that complete and accurate information has been submitted on time and consistent with the instructions of this RFP. With this assurance, Company shall be entitled to rely upon the completeness and accuracy of every Proposal. Any errors identified by the Proposer or Company after the Proposal Due Date has passed may jeopardize further consideration and success of the Proposal. If an error or errors are later identified, Company, in consultation with the Independent Observer, may permit the error(s) to be corrected without further revision to the Proposal, or may require Proposer to adhere to terms of the Proposal as submitted without correction. Additionally, and in Company's sole discretion, if such error(s) would materially affect the Final Award Group, Company reserves the right, in consultation with the Independent Observer, to remove or disqualify a Proposal upon discovery of the material error(s). The Proposer of such Proposal shall bear the full responsibility for such error(s) and shall have no recourse against Company's decision to address Proposal error(s), including removal or disqualification. The Energy Contract Manager, in consultation with the Independent Observer, will confirm that the Self-Build Proposal is submitted by ~~milestone (6)~~ the Self-Build Proposal Due Date in Section 3.1, Table 1, Item 6. The Electronic Procurement Platform automatically closes to further submissions after ~~milestone (7)~~ the IPP and Affiliate Proposal Due Date in Section 3.1, Table 1, Item 7.

1.8 Proposal Fee

- 1.8.1 IPP and Affiliate proposers are required to tender a non-refundable Proposal Fee of \$5,000 for each Proposal submitted.
- 1.8.2 The Proposal Fee must be in the form of a cashier's check or equivalent from a U.S.-chartered bank made payable to "Maui Electric Company, Ltd." and must be delivered and received by the Company by 2:00 pm HST on the Proposal Due Date shown in the RFP Schedule in Section 3.1. The cashier's check should include a reference to the Proposal(s) for which the Proposal Fee is being provided. Proposers are strongly encouraged to utilize a delivery service method that provides proof of delivery to validate delivery date and time.

If the Proposal Fee is delivered by U.S. Postal Service (with registered, certified, receipt verification), the Proposer shall address it to:

~~Dean One~~
~~Mery Apple~~
Energy Contract Manager
~~Maui Hawaiian~~ Electric Company, ~~Limited Inc.~~
Mail Code ~~KBY-ICCP21-IU~~

⁶ A Proposal for the SBO has additional submission requirements to the PUC specified in Section 1.9 below.

PO Box 3982750
KahuluiHonolulu, Hawai'i 9673396840

If the Proposal Fee is delivered ~~in person, or via an alternative registered, certified delivery service~~by other courier services, the Proposer shall ~~use the~~ address specified in Section 1.6it to:

Hawaiian Electric Company, Inc
Ward Receiving
Attention: Mery Apple, Energy Contract Manager
Mail Code CP21-IU
799 S. King St.
Honolulu, Hawai'i 96813

Due to COVID-19 disease prevention measures, Proposal Fees cannot be delivered in person.

1.9 Procedures for the Self-Build or Affiliate Proposals

- 1.9.1 Order No. 37070 states that the CBRE RFPs will be open to all bidders, including the ~~Companies~~Company. The Competitive Bidding Framework allows the Company ~~and its Affiliates the opportunity~~the option to submit Proposals⁷ offer a Proposal(s) in response to RFPs issued by the Company. Requirements for Company Self-Build~~this RFP~~ (“Self-Build Option” or “SBO”) ~~and Affiliate Proposals are specified in the Code of Conduct (“CBRE Code of Conduct”) required under the Framework and implemented by certain rules and procedures found in the Procedures Manual submitted to the PUC in Docket No. 2015-0389 on July 9, 2020.”)~~. Accordingly, the Company must follow certain requirements and procedures designed to safeguard against and address concerns associated with: (1) preferential treatment of the SBO or members, agents, or consultants of the Company formulating the SBO (the “Self-Build Team”); and (2) preferential access to proprietary information ~~to~~by the Self-Build Team. ~~The~~These requirements are specified in the Code of Conduct (“CBRE Code of Conduct”) required under the Framework and implemented by certain rules and procedures found in the Procedures Manual submitted to the PUC in Docket No. 2015-0389 on July 9, 2020. The CBRE Code of Conduct will apply to all CBRE Phase 2 RFPs, regardless of whether the Company ~~submits a Self-Build~~will submit an SBO Proposal. A copy of the Procedures Manual is attached as Appendix C.

The Competitive Bidding Framework also allows Affiliates of the Company to submit Proposals⁸ to RFPs issued by the Company. All Self-Build and Affiliate Proposals are subject to the Company’s Code of Conduct and the Procedures Manual. Affiliate Proposals are also subject to any applicable Affiliate Transaction Requirements issued by the PUC in Decision and Order No. 35962 on December 19, 2018, and subsequently modified by Order No. 36112, issued on January 24, 2019, in Docket No. 2018-0065.

~~⁷ A Proposal will also be treated as an Affiliate Proposal if the Affiliate is a partner for the Proposal.~~

⁸ A Proposal will also be treated as an Affiliate Proposal if the Affiliate is a partner for the Proposal.

Affiliate Proposals will be treated identically to an IPP Proposal and must be submitted electronically through the Electronic Procurement Platform by ~~Milestone (7)~~, IPP and Affiliate Proposal Due Date in RFP Table 1, Item 7.

~~The Independent Observer will monitor adherence to the Company's Code of Conduct and the Procedures Manual.~~

1.9.2 ~~The Company will require that the Proposal for the SBO(s) and Affiliate Proposals be submitted electronically through the Electronic Procurement Platform. SBO Proposals will be due a minimum of one (1) Day before other Proposals are due. A Proposal for the SBO will be uploaded into the Electronic Procurement Platform in the same manner Proposals from other Proposers are uploaded. The Energy Contract Manager, in consultation with the Independent Observer, will confirm that the Self-Build Proposals are timestamped by Milestone (6) Self-Build Proposal Due Date in RFP Table 1.~~

1.9.21.9.3 Detailed requirements for an SBO Proposal can be found in Appendix G. These requirements are intended to provide a level playing field between ~~the SBO Proposal~~Proposals and third-party Proposals. Except where specifically noted, ~~the an~~ SBO Proposal must adhere to the same price and non-price Proposal requirements as required of all Proposers, as well as certain PPA requirements, such as milestones and liquidated damages, as described in Appendix G. The non-negotiability of the Performance Standards shall apply to any SBO ~~Proposal~~ to the same extent it would for any other Proposal. Notwithstanding the fact that it will not be required to enter into an RDG PPA with the Company, a Self-Build Proposer will be required to note its exceptions, if any, to the RDG PPA in the same manner required of other Proposers, and will be held to such modified parameters if selected. In addition to its Proposal, the Self-Build Team will be required to submit Appendix G Attachment 1, Self-Build Option Team Certification Form, acknowledging it has followed the rules and requirements of the RFP to the best of its ability and has not engaged in any collusive actions or received any preferential treatment or information providing an impermissible competitive advantage to the Self-Build Team over other proposers responding to this RFP, as well as adherence to PPA terms and milestones required of all proposers and the SBO's proposed cost protection measures.

The cost recovery methods between a regulated utility SBO Proposal and IPP Proposals are fundamentally different due to the business environments they operate in. As a result, the Company has instituted a process to compare the two types of proposals for the evaluation of the price related criteria on a 'like' basis through comparative analysis.

At the core of ~~an~~ SBO Proposal are its total project capital cost and any associated annual operations and maintenance ("O&M") costs. During the RFP's ~~initial~~ pricing

evaluation step, these capital costs⁹ and O&M costs will be used in a revenue requirement calculation to determine the estimated revenues needed from ~~ratepayers~~customers which would allow the Company to recover the total cost of the project. The SBO revenue requirements are then used in a levelized price calculation to determine a Levelized Benefit (“LB”) (\$/MWh)~~).~~ which will then be used for comparison to IPP Proposals.

The Company, in conjunction with the Independent Observer, may also conduct a risk assessment of the SBO Proposal to ensure an appropriate level of customer cost protection measures are included in such Proposal.

The SBO will be permitted to submit a shared savings mechanism with its Proposal to share in any cost savings between the amount of cost bid in the SBO Proposal and the actual cost to construct the Project. If the SBO Proposal is selected to the Final Award Group, the proposed shared savings mechanism will need to be approved by the PUC. Submission of a shared savings mechanism is not required and will not be considered in the evaluation of the SBO Proposal.

1.10 Dispute Resolution Process

- 1.10.1 If disputes arise under the RFP, the provisions of Section 1.10 and the dispute resolution process established in the Framework will control. See Part V of the Framework.
- 1.10.2 Proposers who challenge or contest any aspect of the RFP process must first attempt to resolve their concerns with the Company and the Independent Observer (“Initial Meeting”). The Independent Observer will seek to work cooperatively with the parties to resolve any disputes or pending issues and may offer to mediate the Initial Meeting to resolve disputes prior to such issues being presented to the PUC.
- 1.10.3 Any and all disputes arising out of or relating to the RFP which remain unresolved for a period of twenty (20) Days after the Initial Meeting takes place may, upon the agreement of the Proposer and the Company, be submitted to confidential mediation in Honolulu, Hawai‘i, pursuant to and in accordance with the Mediation Rules, Procedures, and Protocols of Dispute Prevention Resolution, Inc. (“DPR”) (or its successor) or, in its absence, the American Arbitration Association then in effect (“Mediation”). The Mediation will be administered by DPR. If the parties agree to submit the dispute to Mediation, the Proposer and the Company shall each pay fifty percent (50%) of the cost of the Mediation (i.e., the fees and expenses charged by the mediator and DPR) and shall otherwise each bear their own Mediation costs and attorneys’ fees.

⁹ SBO Proposals will be required to provide a table identifying project costs by year. These capital costs should be all inclusive, including but not limited to costs associated with equipment, Engineering, Procurement, and Construction ~~(“EPC”).~~, interconnection, overhead, and Allowance for Funds Used During Construction ~~(“AFUDC”).~~

- 1.10.4 If settlement of the dispute is not reached within sixty (60) Days after commencement of the Mediation, or if after the Initial Meeting, the parties do not agree to submit any unresolved disputes to Mediation, then as provided in the Framework, the Proposer may submit the dispute to the PUC in accordance with the Framework.
- 1.10.5 In accordance with the Framework, the PUC will serve as the arbiter of last resort for any disputes relating to this RFP involving Proposers. The PUC will use an informal expedited dispute resolution process to resolve the dispute within thirty (30) Days, as described in Parts III.B.8 and V of the Framework.¹⁰ There will be no right to hearing or appeal from this informal expedited dispute resolution process.
- 1.10.6 If any Proposer initiates a dispute resolution process for any dispute or claim arising under or relating to this RFP, other than that permitted by the Framework and this Section 1.10 (e.g., a court proceeding), then such Proposer shall be responsible for any and all attorneys' fees and costs that may be incurred by the Company or the PUC in order to resolve such claim.

1.11 No Protest or Appeal

Subject to Section 1.10, no Proposer or other person will have the right to protest or appeal any award or disqualification of a Project made by the Company.

By submitting a Proposal in response to the RFP, the Proposer expressly agrees to the terms and conditions set forth in this RFP.

1.12 Modification or Cancellation of the Solicitation Process

- 1.12.1 Unless otherwise expressly prohibited, the Company may, at any time up to the final execution of an RDG PPA, as may be applicable, in consultation with the Independent Observer, postpone, withdraw, and/or cancel any requirement, term, or condition of this RFP, including deferral of the award or negotiation of any contract, and/or cancellation of the award all together, all of which will be without any liability to the Company.
- 1.12.2 The Company may modify this RFP subject to requirements of the Framework, whereby the modified RFP will be reviewed by the Independent Observer and submitted to the PUC thirty (30) Days prior to its issuance, unless the PUC directs otherwise. See Framework Part IV.B.10. The Company will follow the same procedure with regard to any potential postponement, withdrawal, or cancellation of the RFP or any portion thereof.

¹⁰ The informal expedited dispute resolution process does not apply to PUC review of contracts that result from the RFP. See Decision and Order No. 23121 at 34-35. Further, the informal expedited dispute resolution process does not apply to the Framework's process relating to issuance of a draft and final RFP, and/or to the PUC approval of the RFP because: (1) the Framework (and the RFP) set forth specific processes whereby interested parties may provide input through the submission of comments; and (2) the Framework's dispute resolution process applies to "Bidders" and there are no "Bidders" at this stage in the RFP process.

1.13 Community Outreach

The Company held a community meeting on Lāna‘i to explain the RFP process and the Company’s intent to procure a PV with storage project on the island of Lāna‘i. At the community meeting, the Company solicited feedback from the community of Lāna‘i regarding the RFP process and planned procurement. The Company has provided the comments received at the meeting in Appendix K. Proposers are encouraged to review such comments and take such comments into account when developing Proposals in response to this RFP.

Chapter 2: Resource Needs and Requirements

2.1 Performance Standards

Proposals must meet the attributes set forth in this RFP, Rule 29, and the requirements of the RDG PPA. This RFP, Rule 29, and the RDG PPA set forth the minimum requirements that all Proposals must satisfy to be eligible for consideration in this RFP. Additional Performance Standards may be required based on the results of the IRS.

Facilities must be able to operate in grid-forming mode ~~when directed by the Company~~ as defined in the RDG PPA. ~~The ability to startup without requiring energy from the grid (Black start capability⁺⁺) is required including energization of the interconnection transformers. The facility may be also utilized as the cranking path for island system restoration, based upon energy availability and storage state of charge.~~

The functionality and characteristics of the storage must be maintained throughout the term of the PPA. To be clear, Proposers may not propose any degradation for either capacity or efficiency in their Proposals.

2.2 **Distribution-Level** System Information

The Company has performed a preliminary evaluation of the Distribution System which indicates that a PV project of the requested size is able to be supported at the Miki Basin switchyard. A detailed IRS will be required to assess whether additional system mitigation measures will be required to integrate any specific project selected through this RFP. Per Section 3.11 and Appendix F, projects must interconnect to the Miki Basin switchyard. The estimated configuration of the interconnection is provided in Appendix H. Any questions regarding the interconnection may be directed to the RFP Email Address in Section 1.6.

2.3 Interconnection to the Company System

~~⁺⁺The ability to provide power to the Company's grid without relying on any services or energy from the Company's grid to recover from a total or partial shutdown. When the Company's grid blacks out, the Project may experience step changes in load and other transient and dynamic conditions as it picks up load without support from other resources on the system during start-up (if the Project remains connected) or while connecting.~~

2.3.1 The Proposer must provide all information pertaining to the design, development, and construction of the Interconnection Facilities as specified in Appendix B. Interconnection Facilities include both: (1) Seller-Owned Interconnection Facilities; and (2) Company-Owned Interconnection Facilities.

2.3.2 All Proposals must include a description and conceptual or schematic diagrams of the Proposer's plan to transmit power from the Facility to the Company System. The proposed Interconnection Facilities must be compatible with the Company System. In the design, Projects must adequately consider Company requirements to address impacts on the performance and reliability of the Company System.

2.3.2.1 In addition to the Performance Standards and findings of the IRS, the design of the Interconnection Facilities, including power rating, Point(s) of Interconnection with the Company System, and scheme of interconnection, must meet Company standards. The Company will provide its construction standards and procedures to the Proposer (Engineer, Procure, Construct Specifications for Hawaiian Electric Power Lines and Substations) if requested via the communication methods identified in Section 1.5 and upon the execution of an NDA as specified in Section 3.12.1. These specifications are intended to illustrate the scope of work typically required to administer and perform the design and construction of a Maui Electric substation and power line.

2.3.2.2 Interconnection Facilities must be designed such that it meets or exceeds the applicable single line diagram in Appendix H, Attachment 1.

2.3.3 Tariff Rule No. 19, a copy of which is attached as Appendix I, establishes provisions for Interconnection and Transmission Upgrades. While the Lānaʻi System does not have a traditional Transmission System, the tariff provisions are intended to simplify the rules regarding who pays for, installs, owns, and operates interconnection facilities in the context of competitive bidding. Proposers will be required to build the Company-Owned Interconnection Facilities, including any potential line extensions, except for any work in the Company's existing energized facilities and the final tap. Construction of Company-Owned Interconnection Facilities by the Proposer must comply with industry standards, laws, rules, and licensing requirements, as well as the Company's specific construction standards and procedures that the Company will provide upon request. (See Section 2.3.2.1) Attachment A of Appendix I is provided to illustrate certain defined terms in Appendix I and does not represent the Company's design requirements. The design of all Interconnection Facilities will be subject to the requirements outlined in Section 2.3.2.1.

2.3.4 The Proposer shall be responsible for all costs required to interconnect a Project to the Company System, including but not limited to any work in the Company's existing energized facilities, the final tap, and all Seller-Owned Interconnection Facilities and Company-Owned Interconnection Facilities.

~~2.3.5~~ Proposers are required to include in their pricing proposal all costs for interconnection and distribution equipment expected to be required between their Facility and their proposed Point of Interconnection. Appendix H includes some information related to Company-Owned Interconnection Facilities and costs that may be helpful to Proposers.

- 2.3.5 The selected Proposer shall be responsible for the actual final costs of all Seller-Owned Interconnection Facilities and Company-Owned Interconnection Facilities; (see Appendix H, Attachment 1), whether or not such costs exceed the costs set forth in a Proposer’s Proposal. No adjustments will be allowed to the proposed price in a Proposal if actual costs for Interconnection Facilities exceed the amounts proposed.
- 2.3.6 Proposers are required to include in their pricing proposal all costs for distribution-level service interconnection for station power.
- 2.3.7 All Projects will be screened for general readiness to comply with the requirements for interconnection. The selected Proposal will be subject to further study in the form of an IRS. The IRS process is further described in Section 5.1. The results of the completed IRS, as well as any mitigation measures identified, will be incorporated into the terms and conditions of a final executed PPA.

Chapter 3: Instructions to Proposers

3.1 Schedule for the Proposal Process

Table 1 sets forth the proposed schedule for the proposal process (the “RFP Schedule”). The RFP Schedule is subject to PUC approval. The Company reserves the right to revise the RFP Schedule as necessary. Changes to the RFP Schedule prior to the RFP Proposal Due Date will be posted to the RFP website. Changes to the RFP Schedule after the Proposal Due Date will be communicated via email ~~or via the Electronic Procurement Platform~~ to the Proposers and posted on the RFP Website.

**Table 1
RFP Schedule**

Milestone	Schedule Dates
(1) Draft RFP filed	July 9, 2020
(2) Technical Status Conference	July 29, 2020
(3) Parties and Participants file Comments by	August 12, 2020
(4) Proposed Final RFP filed	September 8, 2020
(5) Final RFP is Issued	October 20, 2020 ¹²
(6) Self-Build Proposal Due Date	December 21, 2020 at 2:00 pm HST
(7) IPP and Affiliate Proposal Due Date	December 22, 2020 at 2:00 pm HST
(8) Selection of Final Award Group	March 5, 2021
(9) Contract Negotiations Start	March 12, 2021

¹² Per Section IV.B.6.e.ii of the Competitive Bidding Framework “[t]he utility shall have the right to issue the RFP if the Commission does not direct the utility to do otherwise within thirty (30) days after the Commission receives the proposed RFP and the Independent Observer’s comments and recommendations.” October 20, 2020 assumes the Company issues a Final RFP to comply with Commission guidance received after 30 days. The Final RFP may be issued sooner, but the Company will not issue the Final RFP without Commission guidance.

3.2 Company RFP Website/Electronic Procurement Platform

- 3.2.1 The Company has established a website for general information to share with potential Proposers. The RFP website is located at the following link:

~~<https://www.hawaiianelectric.com/competitivebiddingclean-energy-hawaii/selling-power-to-the-utility/competitive-bidding-for-new-generation/lanai-rfp>~~

The Company will provide general notices, updates, schedules and other information on the RFP website throughout the process. Proposers should check the website frequently to stay abreast of any new developments. This website will also contain the link to the Electronic Procurement Platform employed by the Company for the receipt of Proposals.

“Sourcing Intelligence” developed by Power Advocate is the Electronic Procurement Platform that the Company has licensed and will utilize for the receipt of Proposals in this RFP. Proposers who do not already have an existing account with PowerAdvocate and who intend to submit a Proposal for this RFP will need to register as a “Supplier” with PowerAdvocate.

- 3.2.2 There are no license fees, costs, or usage fees to Proposers for the use of the Electronic Procurement Platform.

See Appendix D for user information on and screenshots of PowerAdvocate’s Sourcing Intelligence procurement platform.

~~3.3 Status Conferences~~

~~The PUC held a status conference on September 5, 2019 to allow the Companies to propose plans for the draft Lāna‘i and Moloka‘i RFPs and to respond to questions from the PUC, the Consumer Advocate and stakeholders. The Companies’ presentation was made available on the RFP website. The PUC also solicited comments from stakeholders on the Companies’ Draft Lāna‘i and Moloka‘i RFPs on September 6, 2019 before releasing its Order No. 36776 approving the draft RFPs with modifications on November 15, 2019.~~

3.3 Information Exchange

The PUC has ~~also scheduled~~conducted a Technical Status Conference on July 29, 2020 to discuss this draft RFP. Parties and Participants ~~will then have an~~had the opportunity to submit comments on the draft RFP. The Company ~~will then~~ reviserevised the RFP after considering comments received and ~~file~~filed a final RFP for PUC review and approval.

Additionally, the Company will hold a prerecorded webinar for CBRE in accordance with the Competitive Bidding Framework for prospective Proposers to learn about the provisions and requirements of this RFP. This prerecorded webinar will be posted to the Company’s website within one week of the issuance of the final RFP. Prospective Proposers may also submit written questions regarding the RFP to the RFP Email

Address set forth in Section 1.6. The Company will endeavor to address all questions that will be helpful to prospective Proposers via a Q&A section on the RFP website.

Prospective Proposers should review the RFP Website's Q&A section prior to submission of their Proposal. Duplicate questions will not be answered.

3.4 Preparation of Proposals

- 3.4.1 Each Proposer shall be solely responsible for reviewing the RFP (including all attachments and links) and for thoroughly investigating and informing itself with respect to all matters pertinent to this RFP, the Proposer's Proposal, and the Proposer's anticipated performance under the RDG PPA. It is the Proposer's responsibility to ensure it understands all requirements of the RFP, to seek clarification if the RFP's requirements or Company's request is not clear, and to ask for any confirmation of receipt of submission of information. Under Section 1.7.45, the Proposer is solely responsible for all errors in its Proposal(s). The Company will not accept any assertion by a Proposer that it was incumbent on the Company to catch any error.
- 3.4.2 Proposers shall rely only on official information provided by the Company in this RFP when preparing their Proposal. The Company will rely only on the information included in the Proposals and additional information solicited by the Company to Proposers in the format requested, to evaluate the Proposals received. Evaluation will be based on the stated information in this RFP and on information submitted by Proposers in response to this RFP. Proposals must clearly state all capabilities, functionality and characteristics of the Project; must clearly detail plans to be performed; must explain applicability of information; and must provide all referenced material if it is to be considered during the Proposal evaluation. Referencing- previous RFP submissions or projects for support will not be considered. Proposers should not assume that any previous RFP decisions or preferences also apply to this RFP.
- 3.4.3 Each Proposer shall be solely responsible for, and shall bear all of its costs incurred in the preparation of its Proposal and/or its participation in this RFP, including, but not limited to, all costs incurred with respect to the following: (1) review of the RFP documents; (2) status conference participation; (3) Site visits; (4) third-party consultant consultation; and (5) investigation and research relating to its Proposal and this RFP. The Company will not reimburse any Proposer for any such costs, including the selected Proposer.
- 3.4.4 Each Proposal must contain the full name and business address of the Proposer and must be signed by an authorized officer or agent¹³ of the Proposer.

3.5 Organization of the Proposal

¹³ Proposer's officer or agent must be authorized to sign the Proposal. Such authorization must be in writing and may be granted via Proposer's organizational documents (i.e., Articles of Incorporation, Articles of Organization, By-laws, etc.), resolution, or similar documentation.

- 3.5.1 The Proposal must be organized as specified in Appendix B. It is the Proposer's responsibility to ensure the information requested in this RFP is submitted and contained within the defined Proposal sections as specified in Appendix B.

3.6 Proposal Limitations

Proposers expressly acknowledge that Proposals are submitted subject to the following limitations:

The RFP does not commit or require the Company to award a contract, pay any costs incurred by a Proposer in the preparation of a Proposal, or procure or contract for products or services of any kind whatsoever. The Company reserves the right, in consultation with the Independent Observer, to accept or reject, in whole or in part, any or all Proposals submitted in response to this RFP, to negotiate with any or all Proposers eligible to be selected for award, or to withdraw or modify this RFP in whole or in part at any time.

- The Company reserves the right, in consultation with the Independent Observer, to request additional information from any or all Proposers relating to their Proposals or to request that Proposers clarify the contents of their Proposals. Proposers who are not responsive to such information requests may be eliminated from further consideration upon consultation with the Independent Observer.
- The Company reserves the right, in consultation with the Independent Observer, to solicit additional Proposals from Proposers after reviewing the initial Proposals. Other than as provided in this RFP, no Proposer will be allowed to alter its Proposal or add new information to a Proposal after the Proposal Due Date.
- All material submitted in response to this RFP will become the sole property of the Company, subject to the terms of the NDA.

3.7 Proposal Compliance and Bases for Disqualification

Proposers may be deemed non-responsive and/or Proposals may not be considered for reasons including, but not limited to, the following:

- Any unsolicited contact by a Proposer or prospective Proposer with personnel of the Company pertaining to this RFP as described in Section 1.5.5.
- Any illegal or undue attempts by or on behalf of the Proposer or others to influence the Proposal Review process.
- The Proposal does not meet one or more of the Eligibility Requirements specified in Section 4.2.
- The Proposal does not meet one or more of the Threshold Requirements specified in Section 4.3.

- The Proposal is deemed to be unacceptable through a fatal flaws analysis as described in Section 4.4.2.
- The Proposer does not respond to a Company request for additional information to clarify the contents of its Proposal within the timelines specified by the Company.
- The Proposal contains misrepresentations or errors.

3.8 Power Purchase Agreement

- 3.8.1 The Power Purchase Agreement for proposals selected under this RFP will be in the form of the RDG PPA, attached as Appendix L.
- 3.8.2 If selected, any Affiliate Proposer will be required to enter into the RDG PPA with the Company.
- 3.8.3 If selected, a Self-Build Proposer will not be required to enter into a PPA with the Company. However, the Self-Build Proposer will be held to the proposed modifications to the RDG PPA, if any, it submits as part of the SBO in accordance with Section 3.8.5. Moreover, the SBO will be held to the same performance metrics and milestones set forth in the RDG PPA to the same extent as all Proposers, as attested to in the SBO's Appendix G, Attachment 1, Self-Build Option Certification submittal. If liquidated damages are assessed, they will be paid from shareholder funds and returned to customers through the Purchased Power Adjustment Clause ("PPAC") or other appropriate rate adjustment mechanisms.

To retain the benefits of operational flexibility of a Company-owned facility, the SBO Proposal will be permitted to adjust operational requirements and performance metrics with the approval of the PUC. The process for adjustment would be similar to a negotiated amendment to a PPA with PUC approval.

- 3.8.4 In general, under the RDG PPA, payment to the Seller consists of a Lump Sum Payment component to cover the costs of the Project. In return, the Seller shall guarantee minimum performance and availability metrics to ensure that the Facility is maintained and available for energy storage and dispatch, as well as provide an indication of the available energy in near real-time for the Company's dispatch. Company shall not be obligated to accept, nor shall it be required to pay for, test energy generated by the Facility during acceptance testing or other test conditions.
- 3.8.5 The Performance Standards identified in Section 2.1 in the RDG PPA establish the minimum requirements a Proposal must satisfy to be eligible for consideration in this RFP. A proposed Facility's ability to meet these Performance Standards is both a Threshold Requirement and a Non-Price Related Criteria under Sections 4.3 and 4.4.2, respectively. As such, these Performance Standards included in the RDG PPA are non-negotiable. Proposers may propose modifications to other sections of the RDG PPA but are encouraged to accept such terms as written in order to expedite the overall RFP

process and potential contract negotiations. As a component of their Proposals, Proposers who elect to propose modifications shall provide a Microsoft Word red-line version of the relevant document identifying specific proposed modifications to the model language that the Proposer is agreeable to, as well as a detailed explanation and supporting rationale for each modification.

- 3.8.5.1 General comments, drafting notes and footnotes such as “parties to discuss”, and reservation of rights to propose modifications at a later time are unacceptable and will be considered non-responsive. Proposed modifications to the RDG PPA will be evaluated as a non-price evaluation criterion as further described in Section 4.4.2. In order to facilitate this process, the Company will make available an electronic version of the model agreement on the RFP website and through the Electronic Procurement Platform for the RFP. Any proposed modifications to the RDG PPA will be subject to negotiation between the Company and the Final Award Group and should not be assumed to have been accepted either as a result of being selected to the Final Award Group or based on any previously executed PPA. As stated above, since general comments, drafting notes, and footnotes without accompanying specific proposed language modifications are unacceptable and non-responsive, the Company will not negotiate provisions simply marked by such general comments, drafting notes, and footnotes.
- 3.8.5.2 The Company has an interest in maintaining consistency for certain provisions of the RDG PPAs, such as the calculation of availability and payment terms. Therefore, for such provisions, the Company will endeavor to negotiate similar and consistent language across PPAs for the Final Award Group.
- 3.8.6 Proposals that do not include specific proposed modifications to the attached RDG PPA will be deemed to have accepted the RDG PPA in its entirety.

3.9 Pricing Requirements

- 3.9.1 Proposers are responsible for understanding the terms of the RDG PPA. Pricing cannot be specified as contingent upon other factors (e.g., changes to federal tax policy or receiving all Investment Tax Credits assumed).
- 3.9.2 Escalation in pricing over the term of the RDG PPA is prohibited.
- 3.9.3 Pricing information must only be identified within specified sections of the Proposal instructed by this RFP’s Appendix B Proposer’s Response Package (i.e., Proposal pricing information must be contained within defined Proposal sections of the Proposal submission). Pricing information contained anywhere else in a Proposal will not be considered during the evaluation process.
- 3.9.4 The Proposer’s Response Package must include the following prices for each Proposal:
- For IPP or Affiliate proposals:
- **Lump Sum Payment (\$/year):** Payment amount for full dispatchability of the Facility. Payment will be made in monthly increments.

For the Self-Build Proposal:

- **Total Project Capital Costs (\$/year):** Total capital costs for the project (identified by year).
- **Annual O&M Costs (\$/year):** Initial year operations and maintenance costs, annual escalation rate.
- **Annual Revenue Requirement (\$/year):** Annual revenue requirements (ARR) calculated for each year.

Additional description and detail on the Total Project Capital Costs, Annual O&M Costs, and Annual Revenue Requirement for the SBO Proposal is located in Appendix G.

- 3.9.5 As identified in the Schedule of Defined Terms in the PPA under “BESS Allocated Portion of the Lump Sum Payment”, the allocated portion of the Lump Sum Payment specified for energy storage for the Facility is 50% and shall be a non-negotiable percentage in the PPA.

3.10 Project Description

- 3.10.1 Proposals are required to provide a NEP Net Energy Potential (“NEP”) RFP Projection for the Project. The NEP RFP Projection associated with the proposed Project represents the estimated annual net energy (in MWh) that could be produced by the Facility and delivered to the Point of Interconnection over a ten-year period with a probability of exceedance of 95%. ~~For Paired Projects, the~~ The energy generated by the Facility in excess of Company Dispatch but below the Facility’s Allowed Capacity ~~and that is~~ stored in the Facility’s energy storage component ~~of and can later be discharged to the POI considering the Facility~~ BESS Contract Capacity and Maximum Rated Output should be included in the NEP RFP Projection. Any energy in excess of what is allowed to be delivered to the POI and would exceed the BESS Contract Capacity shall be excluded from the Net Energy Potential. Any energy generated outside of the proposed Facility that is used to charge the energy storage component should not be factored into the NEP RFP Projection. Any losses that may be incurred from energy being stored and then discharged from the energy storage ~~component~~ (round trip efficiency losses) should ~~not~~ be ~~factored into~~ excluded from the NEP RFP Projection, but the NEP should consider auxiliary loads in developing the value relative to the POI. The NEP RFP Projection will

be used in the RFP evaluation process and therefore Proposers will be held to their provided value.¹⁴

3.10.2 Proposals are required to provide a single value Round Trip Efficiency (“RTE”), measured at the Point of Interconnection, that the Facility will maintain throughout the term of the PPA. This RTE value will be used in the RFP evaluation process and therefore Proposers will be held to this provided value. The RTE is specified in Appendix B Section 2.

3.10.23.10.3 Each Proposer must also agree to provide Project financial information, including proposed Project finance structure information specified in Appendix B. Such information will be used to evaluate Threshold Requirements and non-price criteria (e.g., Financial Viability of Proposer, Financial Strength and Financing Plan, State of Project Development and Schedule) set forth in Sections 4.3 and 4.4.2. Upon selection, the Final Award Group may be requested to provide further detailed cost information if requested by the PUC or the Consumer Advocate as part of the PPA approval process. If requested, such information would be provided to the PUC, Consumer Advocate, and Company pursuant to a protective order in the docket.

3.10.33.10.4 The Proposer agrees that no material changes or additions to the Facility from what is submitted in its Proposal will be made without the Proposer first having obtained prior written consent from the Company. Evaluation of all Proposals in this RFP is based on the information submitted in each Proposal at the Proposal Due Date. If any Proposer requests that any Proposal information be changed after that date, the Company, in consultation with the Independent Observer, and in consideration of whether the evaluation is affected, will determine whether the change is permitted.

3.11 Project Site

All proposals must be sited on a pre-determined Project Site owned by Pūlama Lāna‘i, referred to as the Pūlama Site.¹⁵ The available area is approximately seventy-three (73) acres and is located adjacent to Miki Road and Miki Basin Plant, less than one (1) mile from the airport.

The selected Proposer will be required to execute a lease for the Pūlama Site coterminous with the term of the PPA with the landowner. A draft copy of the proposed form of lease and lease term sheet are included as Attachment 2 and Attachment 3, respectively, to Appendix F. The terms of the lease will be negotiable with the landowner. Additional

¹⁴ If a PPA is executed between the Company and the selected Proposer, the NEP RFP Projection will be further evaluated at several steps throughout the process as set forth in the RDG PPA, and adjustments to the Lump Sum Payment will be made accordingly. Additionally, because the Company will rely on an accurate representation of the NEP RFP Projection in the RFP evaluation, a one-time liquidated damage as described in the RDG PPA will be assessed if the First NEP benchmark is less than the Proposer’s NEP RFP Projection. After the Facility has achieved commercial operations, the performance of the Facility will be assessed on a continuing basis against key metrics identified in the RDG PPA. See Article 2 and Attachment U of the RDG PPA.

¹⁵ The location and acreage of the Pūlama Site in this RFP is different from the Pūlama Site identified in the RFP for Variable Renewable Dispatchable Generation Paired with Energy Storage, Island of Lāna‘i, dated November 27, 2019 and revised March 10, 2020.

information regarding the site, including a link to an Environmental Assessment and associated studies can also be found in Appendix F.

~~Pūlama Lāna‘i may consider offering potential Proposers the opportunity to visit the Pūlama Site. Due to COVID-19 travel restrictions, further details regarding a visit, if site visit will not be available at this time. The Company will endeavor to provide as much information as possible to interested potential Proposers. Additional site information, beyond the details included in Appendix F, may be provided by the Company. Information on how to request such additional information, if available, will be posted ~~on~~ the Company’s RFP website prior to the issuance of the Final RFP.~~

3.12 Confidentiality

- 3.12.1 Each prospective Proposer must submit an executed NDA in the form attached as Appendix E by the Proposal Due Date specified in the RFP Schedule in Section 3.1. If a Proposer had previously executed an NDA for the Request for Proposal for Variable Renewable Dispatchable Generation Paired with Energy Storage, Island of Lāna‘i, dated November 29, 2019, that executed NDA will be accepted. The form of the NDA is not negotiable. Information designated as confidential by the Company will be provided on a limited basis, and only those prospective Proposers who have submitted an executed NDA will be considered. Proposers must clearly identify all confidential information in their Proposals. However, Proposers should designate as confidential only those portions of their Proposals that genuinely warrant confidential treatment. The Company discourages the practice of marking every page of a Proposal as confidential. The Company will make reasonable efforts to protect any such information that is clearly marked as confidential. Consistent with the terms of the NDA, the Company reserves the right to share any information, even if marked confidential, with its agents, contractors, or the Independent Observer for the purpose of evaluating the Proposal and facilitating potential contract negotiations.
- 3.12.2 Proposers, in submitting any Proposal to Company in response to this RFP, certify that such Proposer has not shared its Proposal, or any part thereof, with any other Proposer of a Proposal responsive to this RFP.
- 3.12.3 The Company will request that the PUC issue a Protective Order to protect confidential information provided by Proposers to the Company and to be filed in a proceeding before the PUC. A copy of the Protective Order, once issued by the PUC, will be provided to Proposers. Proposers should be aware that the Company may be required to share certain confidential information contained in Proposals with the PUC, the State of Hawai‘i Department of Commerce and Consumer Affairs, Division of Consumer Advocacy , and the parties to any docket instituted by the PUC, provided that recipients of confidential information have first agreed in writing to abide by the terms of the Protective Order. Notwithstanding the foregoing, no Proposer will be provided with Proposals from any other Proposer, nor will Proposers be provided with any other information contained in such Proposals or provided by or with respect to any other Proposer.

3.13 Credit Requirements Under the PPA

- 3.13.1 The Proposer with whom the Company enters into a PPA must post Development Period Security and Operating Period Security in the form of an irrevocable standby letter of credit from a bank chartered in the United States as required and set forth in Article 14 of the RDG PPA.
- 3.13.2 The Development Period Security and Operating Period Security identified in the RDG PPA are minimum requirements. Proposers shall not propose an amount lower than that set forth in the RDG PPA.
- 3.13.3 Each Proposer shall be required to provide a satisfactory irrevocable standby letter of credit in favor of the Company from a bank chartered in the United States to guarantee Proposer's payment of interconnection costs for all Company-Owned Interconnection Facilities in excess of the Total Estimated Interconnection Costs and/or all relocation costs in excess of Total Estimated Relocation Costs that are payable to Company as required and set forth in Attachment G to the RDG PPA.
- 3.13.4 Proposers may be required to provide an irrevocable standby letter of credit in favor of the Company from a bank chartered in the United States in lieu of the required Source Code Escrow in an amount and as required and set forth in Attachment B to the RDG PPA.

Chapter 4: Evaluation Process and Evaluation Criteria

4.1 Proposal Evaluation and Selection Process

The Company will employ a multi-step evaluation process. Once the Proposals are received, the Proposals will be subject to a consistent and defined review, evaluation, and selection process. This Chapter provides a description of each step of the process, along with the requirements of Proposers at each step. Figure 1 sets forth the flowchart for the proposal evaluation and selection process.

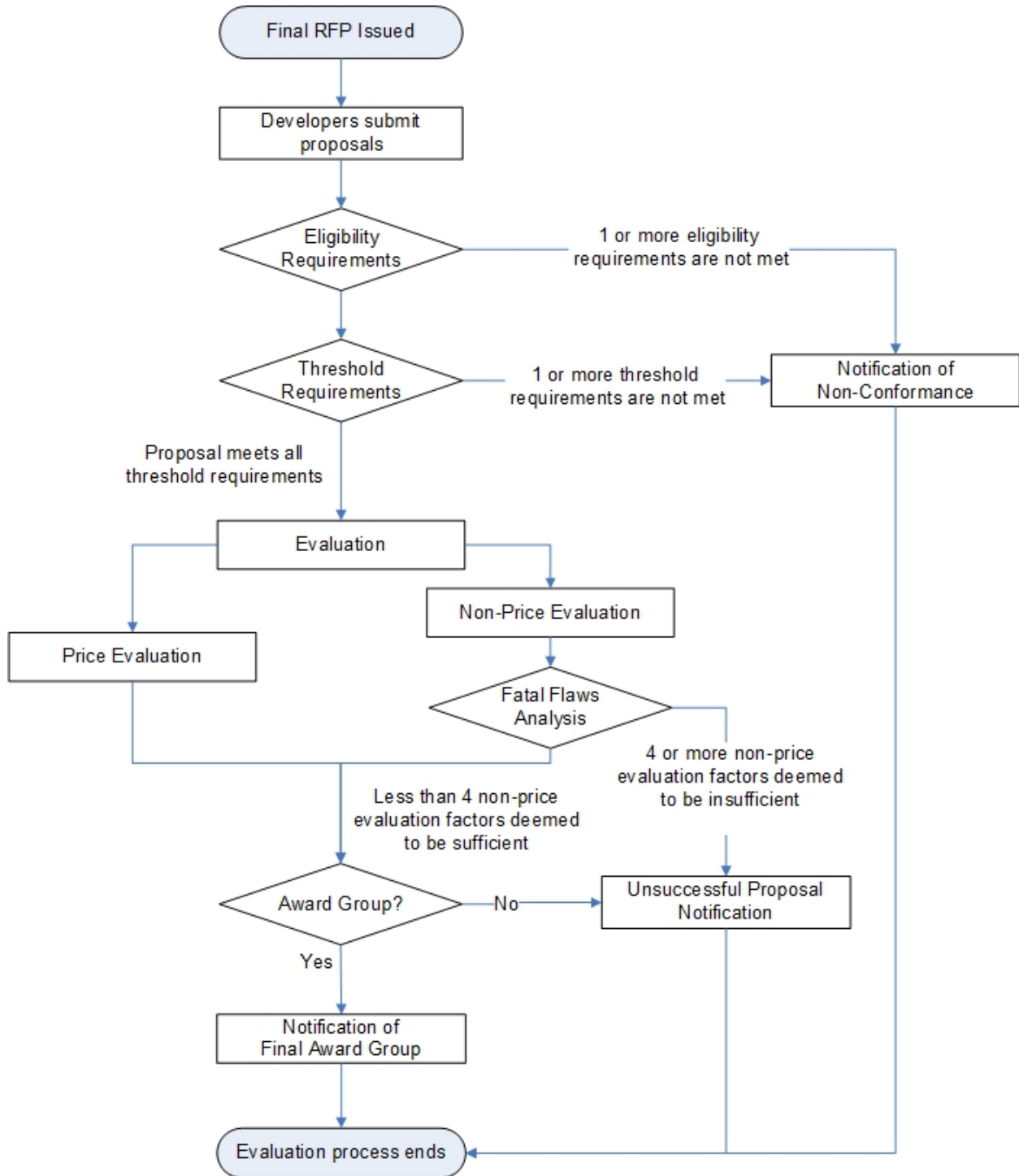
Upon receipt of the Proposals, the Company will review each Proposal- submission to determine if it meets the Eligibility Requirements and the Threshold Requirements. The Company, in coordination with the Independent Observer will determine if a Proposer is allowed to cure any aspect of its Proposal or whether the Proposal will be eliminated based on failure to meet either Eligibility or Threshold Requirements.¹⁶ If a Proposer is provided the opportunity to cure any aspect of its Proposal, the Proposer shall be given

¹⁶ As a general rule, if a Proposer does not include a requested document, inadvertently excludes minor information or provides inconsistencies in its information, it may be given a chance to cure such deficiency. If a Proposer fails to provide material required information in its Proposal and providing the Proposer an opportunity to cure is deemed by the Company, in consultation with the Independent Observer, as an unfair advantage to such Proposer, the Proposal could be classified as non-conforming and eliminated for failure to meet Eligibility Requirements.

three (3) business days to cure from the date of notification to cure¹⁷. Proposals that have successfully met the Eligibility and Threshold Requirements will then enter a price and non-price evaluation process, ultimately ending in a Proposal being selected to the Final Award Group.

¹⁷ The initial request will be offered 3 business days to cure. Succeeding inquiries on the deficiencies will be offered cure periods deemed sufficient by the Company and Independent Observer.

Figure 1 – Evaluation Workflow



4.2 Eligibility Requirements Assessment

Upon receipt of the Proposals, each Proposal will be reviewed to ensure that it meets the following Eligibility Requirements.

- A Proposer is not eligible to participate in this RFP if the Proposer, its parent company, or an affiliate of the Proposer has:
 - defaulted on a current contract with the Company, or
 - had a contract terminated by the Company, or
 - any pending litigation with the Company.
- The Proposal, including required uploaded files, must be received on time via the Electronic Procurement Platform.
- The Proposal Fee must be received on time on or before the Proposal Due Date.¹⁸
- The Proposal must not contain material omissions.
- The Proposal must be signed and certified by an officer or other authorized agent of the Proposer.
- The Proposers must fully execute the NDA ~~agreements~~ and any other documents required pursuant to this RFP.
- The Proposer must provide a Certificate of Vendor Compliance from the Hawai'i Compliance Express dated issued within 60 days of the date of Proposal submission (a certificate of good standing from the State of Hawai'i Department of Commerce and Consumer Affairs and also federal and Hawai'i state tax clearance certificates for the Proposer may be substituted for the Certificate of Vendor Compliance).
- The Proposal must not be contingent upon changes to existing county, state, or federal laws or regulations.
- The Proposal must be sited on the Pūlama Site.
- The Proposal must be for a PV project and must include an energy storage component.
- The largest ~~unit~~contingency size shall be limited to 2.5MW net export ~~and follow at the conceptual design for interconnection at Miki Basin switchyard at Section 2.2 of Appendix H or other alternative design.~~ The design to achieve this must be acceptable to the Company.
- A minimum of 3 MW of the Project capacity must be dedicated to CBRE.
- A minimum of 40% of the CBRE portion of the Project must be dedicated to residential ~~subscribers~~Subscribers as described in Section 1.2.3.
- The energy storage component must be able to be charged from the grid at the direction of the Company as described in Section 1.2.11.
- Proposals must provide grid-forming and black start capabilities as described in Section 2.1.
- Proposals must specify a GCOD no later than December 31, 2024.
- Proposers shall agree to post Development Period Security and Operating Period Security as described in Section 3.13.

¹⁸ Proposal Fees will not be required for the SBO Proposal.

4.3 Threshold Requirement Assessment

Proposals that meet all the Eligibility Requirements will then be evaluated to determine compliance with the Threshold Requirements, which have been designed to screen out Proposals that are insufficiently developed, lack demonstrated technology, or will impose unacceptable execution risk for the Company.

~~Proposers~~Proposals must provide explanations and contain supporting information demonstrating how and why ~~they believe~~ the Project ~~they are proposing~~proposed meets each of the Threshold Requirements. Proposals that fail to provide this information or meet a Threshold Requirement will be eliminated from further consideration upon concurrence with the Independent Observer.

The Threshold Requirements for this RFP are the following:

1. RESERVED

- **2. Performance Standards:** The proposed Facility must be able to meet the performance attributes identified in this RFP and the Performance Standards identified in Section 2.1 of this RFP. Proposals should include sufficient documentation to support the stated claim that the Facility will be able to meet the Performance Standards ~~(including the Project's ability to provide Fast Frequency Response).~~ The Proposal should include information required to make such a determination in an organized manner to ensure this evaluation can be completed within the evaluation review period.
- **3. Proven Technology:** This criterion is intended as a check to ensure that the ~~technologiest~~technology proposed ~~are~~is viable and can reasonably be relied upon to meet the objectives of this RFP. The Company will only consider Proposals utilizing technologies that have successfully reached commercial operations in commercial applications (i.e., a PPA) at the scale being proposed. Proposals should include any supporting information for the Company to assess the commercial and financial maturity of the ~~technologiest~~technology being proposed.
- **4. Experience of the Proposer:** The Proposer, its affiliated companies, partners, and/or contractors and consultants on the Proposer's Project team must have experience in financing, designing, constructing, interconnecting, owning, operating, and maintaining at least one (1) electricity generation project, including all components of the project (i.e., storage or other attributes), similar in size, scope, technology, and structure to the Project being proposed by Proposer. The Company will consider a Proposer to have reasonably met this Threshold Requirement if the Proposer can provide sufficient information in its Proposal's RFP Appendix B Section 2.13 tables demonstrating that at least one member of the Proposer's team (identified in the Proposal) has specific experience in each of the following categories: —financing, designing, constructing, interconnecting, owning, operating, and maintaining projects similar to the Project being proposed.
- **5. Financial Compliance:** -The proposed Project must not cause the Company to be subject to consolidation, as set forth, in Financial Accounting Standards Board

(“FASB”) Accounting Standards Codification Topic 810, Consolidation (“ASC 810”), as issued and amended from time to time by FASB. Proposers are required to state to the best of their knowledge, with supporting information to allow the Company to verify such conclusion, that the Proposal will not result in the Seller under the PPA being a Variable Interest Entity (“VIE”) and result in the Company being the primary beneficiary of the Seller that would trigger consolidation of the Seller’s finances on to the Company’s financial statements under FASB ASC 810. The Company will perform a preliminary consolidation assessment based on the Proposals received. The Company reserves the right to allow a Proposal to proceed through the evaluation process through selection of the Priority List and work with the Proposer on this issue prior to or during PPA negotiations. The Company has determined that for purposes of FASB ASC 842, a generation plus storage facility will be treated as two separate measurements of account. For accounting purposes, the energy storage portion (if applicable) will be treated as a lease, while the generation facility will not. As a result, no lease evaluation will be completed as part of the Proposal evaluation.

- **6. Community Outreach:** Gaining community support is an important part of a Project’s viability and success. A comprehensive community outreach and communications plan (“Community Outreach Plan”) is an essential roadmap that guides a developer as they work with various communities and stakeholders to gain their support for a Project. Proposers must include a Community Outreach Plan that describes the Proposer’s commitment to work with the neighboring community and stakeholders and to provide them timely Project information during all phases of the Project. The Community Outreach Plan shall include, but not be limited to, the following information: Project description, community scoping (including stakeholders and community concerns), Project benefits, government approvals, development process (including Project schedule), and a comprehensive communications plan.

7. RESERVED

4.4 Evaluation – Price and Non-Price Analysis

Proposals that meet both the Eligibility and Threshold Requirements are Eligible Proposals which will then be subject to a price and non-price assessment. Two teams have been established to undertake the Proposal evaluation process: a Price Evaluation Team and Non-Price Evaluation Team. The results of the price and non-price analysis will be a relative ranking and scoring of all Eligible Proposals. Price-related criteria will account for fifty-one percent (51%) of the total score and non-price-related criteria will account for forty-nine percent (49%) of the total score. The non-price criteria and methodology for applying the criteria are explained in Section 4.4.2.

The Company will employ a closed-bidding process for this solicitation in accordance with Part IV.H.3 of the Framework where the price and non-price evaluation models to be used will not be provided to Proposers. However, the Company will provide the Independent Observer with all necessary information to allow the Independent Observer

to understand the evaluation models and to enable the Independent Observer to observe the entire analysis to ensure a fair process.

4.4.1 Evaluation of the Price Related Criteria

For the evaluation price analysis, an avoided cost screening approach will be used to rank proposals. Using the forecast and planning assumptions developed for the Company's Integrated Grid Planning process and evaluation methodology proposed in the Solution Evaluation & Optimization Working Group, a resource portfolio will be developed using a capacity expansion model to identify proxy resources that serve the grid needs and inform their marginal avoided costs. For each Proposal, the avoided cost of each grid ~~needs~~service would be multiplied by the expected ability of the Proposal to provide that service ~~or others~~, and summed across the services to determine the potential benefit of the Proposal. The benefit would then be ~~reduced by the Proposal cost and~~ normalized by the ~~Net Energy Potential ("NEP")~~ provided in the Proposal to calculate a Levelized Benefit ("LB") (\$/MWh).

The Company will conduct the comparative evaluation and award evaluation points to Proposals in accordance with the relative ranking based on LB. The Eligible Proposal with the highest LB will receive 510 points. All other Eligible Proposals will receive points based on a proportionate reduction using the percentage by which the Eligible Proposal's LB is lower than the highest LB. For example, if a Proposal's LB is ten percent (10%) lower than the highest LB, the Proposal will be awarded 459 points (that is, 510 points less 10%). The result of this assessment will be a ranking and scoring of ~~each Proposal~~the Proposals.

4.4.2 Evaluation of the Non-Price Related Criteria

For the non-price analysis, each Proposal will be evaluated on each of the ~~ten (10)~~ non-price criteria categories set forth below ~~to assess their merit in the general areas of Project development feasibility and operational viability:~~

1. Community Outreach ~~and Cultural Resource Impacts~~
2. State of Project Development and Schedule
3. Performance Standards

4. RESERVED

4.5. Commitment to Residential Subscriber Participation

5.6. CBRE Program

6.7. Environmental Compliance and Permitting Plan

7.8. Experience and Qualifications

8.9. Financial Strength and Financing Plan

9.10. RDG PPA Contract Exceptions

10.11. Guaranteed Commercial Operations Date

12. Cultural Resource Impacts ~~Each of the first five criteria—Community Outreach and Cultural Resource Impacts, State of Project Development and Schedule, Performance Standards, Commitment to Residential Subscriber Participation, and CBRE Program~~

Criteria 1 through 6 (as applicable) – will be weighted twice as heavily as the others to reflect the impact these categories have to achieve a successful and timely procurement. The non-price criteria are generally scored on a scale of 1 (poor) to 5 (highly preferable). A score of 3 means that a Proposal meets the minimum standard for that criteria.

The total non-price score will be the sum of the scores for each of the applicable individual non-price criteria. The Company will then award non-price evaluation points in accordance with the relative ranking of scores. The Proposal with the highest total non-price score will receive 490 points, and all other Proposals will receive points equal to the Proposal's score divided by the top score, multiplied by 490.

During the non-price criteria evaluation, a fatal flaws analysis will also be conducted such that any Proposal that is deemed not to meet the minimum standards level for four (4) or more applicable non-price criteria will be disqualified given that the Proposal has failed to meet a majority of non-price factors that are indicative as to the general feasibility and operational viability of a proposed Project. ~~The Commitment to Residential Subscriber Participation non~~Non-price criteria number 5 and 11 above will be excluded from the fatal ~~flaw~~flaws analysis.

The Company's evaluation of the non-price criteria will be based on the materials provided by a Proposer in its Proposal. Acceptance of any Proposal into the Final Award Group shall not be assumed or construed to be an endorsement or approval that the materials provided by Proposer are complete, accurate or in compliance with applicable law. The Company assumes no obligation to correct, confirm or further research any of the materials submitted by Proposers. Proposers retain sole responsibility to ensure their Proposals are accurate and in compliance with all laws.

The non-price criteria are:

~~1)~~1. **Community Outreach and Cultural Resource Impacts** – Gaining community support is an important part of a Project's viability and success. An effective Community Outreach Plan will call for early meaningful communications with stakeholders and will reflect a deep understanding and respect for the community's desire for information to enable them to make informed decisions about future projects in their communities. Therefore, Proposals will be evaluated on the quality of the Community Outreach Plan to inform the Project's impacted communities. ~~Proposers need to also be mindful of the Project's potential impacts to historical and cultural resources.~~

Proposals should include a Community Outreach Plan that describes the Proposer's commitment to work with the neighboring community and stakeholders and to provide timely Project information during project development, construction and operation. The Community Outreach Plan shall include, but not be limited to the following:

- 1) Project description. A thorough description including a map of the location of the Project. This information will help the community understand the impact that the Project may have on the community.
- 2) Community scoping. Identify stakeholders (individuals, community leaders, organizations), community issues and concerns, and community sentiment.
- 3) Project benefits. An explanation of the need for the Project. This will help the community to understand how the Project might benefit their community.
- 4) Government approvals. Required government permits and approvals, public hearings and other opportunities for public comment. This information will help the community to understand the level of public scrutiny and participation that might occur for the Project and the opportunities to provide public comments.
- 5) Development process. A Project schedule that identifies key milestones will facilitate the community's understanding of the development process.
- 6) Communications Plan. A communications plan including a detailed community outreach schedule that will keep the affected communities and stakeholders informed about the Project's outreach efforts during early Project development period through construction and operations.

Preference will be given to Proposers who have already identified established contacts to work with the local community, have used community input to incorporate changes to the final design of the Project and mitigate community concerns, have proposed a community benefits package (including details of the community recipients and benefits package), or have community consultants as part of the Project team doing business in Hawai'i that have successfully worked with communities in Hawai'i on the development of two or more energy projects or projects with similar community issues. These criteria are aligned with the ~~Companies~~^{Company's} community engagement expectation whereby all developers will be required to engage in community outreach prior to signing a PPA with the ~~Companies~~^{Company}. This process is also outlined in RFP Section 5.3. Further information and ~~details~~^{instructions} regarding expectations for the Community Outreach Plan are included as Attachment 4, ~~Attachment 5~~, and ~~Attachment 6~~⁵ to Appendix B.

~~—Proposers need to also be mindful of the Projects' potential impacts to historical and cultural resources. Proposers shall identify: the historical resources and cultural resources, practices, and beliefs located within the potentially affected area; the impact of the Project on those resources; and the feasible actions, if any, to be taken to reasonably protect the historical resources and cultural resources, practices, and beliefs identified. Also, Proposers should have already contracted with a consultant with expertise in such field to begin a cultural impact assessment for the Project. Preference will be given to Proposals that are further along in the assessment process and are able to provide a mitigation/action plan or are able to provide a date for when a mitigation/action plan will be available that addresses any identified cultural resource issues.~~

- 2) State of Project Development and Schedule** – Projects that are further along in development generally have lower project execution risk and a greater probability of being able to be successfully placed into service prior to the GCOD (specifically identified in each Proposal). At a minimum, Projects should demonstrate how they plan to capture any ITC safe harbor and reach their GCOD specified, including identification of risks and schedule assumptions. (Schedules must identify the IRS completion date and PUC approval dates assumed.) Proposals should also demonstrate, via a detailed critical path schedule, that there is a high likelihood that the Project will be able to reach commercial operations as specified. Proposals shall include a Gantt chart that clearly illustrates the overall schedule and demonstrates achievement of any ITC safe harbor, if applicable, and commercial operations by their specified GCOD. The Gantt chart shall include task durations and dependencies, identify tasks that will be fast tracked, and identifies slack time and contingencies.
- 2.** — This criterion will also look at the high-level Project costs set forth in the Proposal including: -costs for equipment, construction, engineering, Seller-Owned Interconnection Facilities, Company-Owned Interconnection Facilities, land, annual O&M, the reasonableness of such costs and the assumptions used for such costs. Project costs that do not appear reasonable for a project of the size proposed may result in a lower ranking for this criterion if the Company reasonably determines that the cost information is unrealistic based on prior experience in the market which may result in a risk that the Project can be built on time and for the price proposed by the Proposer. The Company reserves the right to discuss any cost and financial information with a Proposer to ensure the information provided is accurate and correct.
- 3. Performance Standards—:** The proposed Facility must be able to meet the performance attributes identified in this RFP and the Performance Standards identified in the RDG PPA. The Company will review the Proposal information received, including design documents and operating procedures materials provided in the Proposal, and evaluate whether the Project as designed is able to meet the Performance Standards identified in the RDG PPA or and in this RFP. At a minimum, in addition to meeting the Performance Standards, the Proposals/Proposal should include sufficient documentation, provided in an organized manner, to support the stated claim that the Facility will be able to meet the Performance Standards. The Proposal should include information required to make such a determination in an organized manner to ensure this evaluation can be completed on a timely basis. Preference will be given to Proposals that provide detailed technical and design information showing how each standard can be met by the proposed Facility. Preference will also be provided on facilities that offer additional capabilities.
- 4. RESERVED**
- 3)5. Commitment to Residential Subscriber Participation** – Proposals will be evaluated on the planned commitments of the Project’s Subscriber Organization to

encourage participation of residential Subscribers. At a minimum, Subscriber Organizations will be required to set aside 40% of the CBRE portion of the Project's ~~Capacity~~capacity for residential Subscribers. Proposers that commit to reserving a portion larger than 40% of the CBRE portion of their Project ~~Capacity~~capacity for residential Subscribers will be given more favorable scoring. In addition, Proposals will also be evaluated on the planned commitments of the Project's CBRE Subscriber Organization to encourage participation of LMI ~~subscribers~~Customers. Proposers that commit to reserving a ~~separate~~portion of the CBRE portion of the Project's ~~Capacity~~capacity for LMI ~~Subscribers~~Customers will be given more favorable scoring.

4)6. CBRE Program—: Proposals will be evaluated on several facets of the CBRE program being proposed.

e1) Program Offering: Proposals will be evaluated to give preference to program offerings that ~~are most likely to succeed with and~~ provide the most benefits to residential and LMI ~~customers~~Customers, as applicable. Financing options, upfront fees, payment over time, public funding options, and other creative approaches will be preferred along with programs that offer higher expected customer level savings, favorable payback periods and mechanisms, and other customer benefits. In addition, Proposals shall describe the extent to which residential Subscribers will be financially responsible for the Facility's underperformance.

e2) Marketing and Outreach Plans: Proposals will be evaluated on the proposed strategies and methods to educate, inform, and stimulate the market in order to achieve their target levels of participation.

e3) Program Experience: ~~Consideration~~Proposals will also be given to evaluated on Proposers ~~that have demonstrated~~documented success in ~~the past with projects~~reaching and retaining participation of residential and LMI Customers, as applicable, in other community-based renewable energy programs.

7. Environmental Compliance and Permitting Plan – This criterion relates to the potential (short- and long-term) environmental impacts associated with each project, the quality of the plan offered by the Proposer to mitigate and manage any environmental impacts (including any pre-existing environmental conditions), and the plan of Proposers to remain in environmental compliance over the term of the contract. These impacts are reflected on a technology-specific basis. Completing any necessary environmental review and obtaining the required permitting in a timely manner is also important and Proposals will be evaluated on their plan to identify, apply for, and secure the required permits for the Project, any permitting activity that has been completed to date, including having initial discussions with the applicable regulating agencies such as U.S. Fish and Wildlife and the State of Hawai'i Department of Land and Natural Resources' Division of Forestry and Wildlife, ~~to the extent applicable~~, prior to submitting a Proposal, and the degree of certainty offered by the Proposer in securing the necessary permits.

At a minimum, proposed Projects should be expected to have minimal environmental impact for most areas and Proposals should provide a comprehensive plan to mitigate the identified potential or actual significant environmental impacts to remain in environmental compliance. -The proposed mitigation plans should be included in the Project timeline. Preference will be given to Proposals that provide a more detailed plan as well as those that have proactively taken steps to mitigate potential environmental impacts.

Also, this criterion requires that, at a minimum, Proposers should have identified, and disclosed in their Proposal(s), all major permits, approvals, appurtenances and entitlements (including applicable access, rights of way and/or easements) (collectively, the “permits”) required and have a preliminary plan for securing such permits. Preference will be given to Proposals that are able to provide a greater degree of certainty that its plan to secure the required permits is realistic and achievable, or have already received all or a majority of the required permits. The Proposer should disclose all identified (a) discretionary permits required, i.e., those requiring public or contested case hearings and/or review and discretionary approval by an appropriate government agency and (b) ministerial ~~permits required, i.e., those requiring the submission of documents or other ministerial~~ conditions without discretionary approval conditions. In all cases, the Proposer must provide a credible and viable plan to secure all necessary and appropriate permits necessary for the project. For example, if the project is located within an agricultural district, the Proposer shall provide evidence of Proposer’s verification with the appropriate government agency that the project complies with HRS Section 205-2 and Section 205-4.5, relating to solar energy facilities placed on agricultural land, provided, however that where a special use permit (under Section 205-6), exemption (under Section 205-6), or amendment to land use district boundary lines (under Section 205-4) is required to secure such compliance, Proposer shall identify the need for such permit, exemption or amendment and provide a list of required prerequisites and/or conditions and a realistic timeline necessary to obtain such permit, exemption or amendment satisfactory for Proposer to still meet its designated ~~GCOD~~ Guaranteed Commercial Operations Date.

5)

- 6) **8. Experience and Qualifications** – Proposals will be evaluated based on the experience of the Proposer in financing, designing, constructing, interconnecting, owning, operating, and maintaining projects (including all components of the project) of similar size, scope and technology. At a minimum, Proposals must show via the table format specified in RFP Appendix B Section 2.13 that at least one (1) member must have specific experience in each of the following categories: -financing, designing, constructing, interconnecting, owning, operating, and maintaining at least one electricity generation project including all components of the project similar to the Project being proposed. -Preference will be given to Proposers with experience in successfully developing multiple projects that are similar to the one being proposed and/or that have prior experience successfully developing and interconnecting a utility scale project to the Company’s System.

~~7)9.~~ **Financial Strength and Financing Plan** – This criterion addresses the comprehensiveness and reasonableness of the financial plan for the Project as well as assesses the financial strength and capability of the Proposer to develop the Project. A complete financial plan addresses the following issues: Project ownership, capital cost and capital structure, sources of debt and equity, and evidence that credit-worthy entities are interested in financing the Project. The financial strength of Proposers or their credit support providers will be considered, including their credit ratings. The financing participants are expected to be reasonably strong financially. Developers and their sources of capital that have investment grade credit ratings from a reputable credit rating agency (S&P, Moody’s, Fitch) will also be given preference, with those that have higher credit ratings ranked higher.

~~8)10.~~ **RDG PPA Contract Proposed Modifications** – Proposers are encouraged to accept the contract terms identified in the model PDG PPA in its entirety in order to expedite the overall RFP process and potential contract negotiations. Proposers who accept the model RDG PPA without edits, will receive a higher score and will be the only proposals that can achieve the highest scoring for this non-price evaluation criterion. Technology-specific or operating characteristic-required modifications, with adequate explanation as to the necessity of such modifications, will not jeopardize a project’s ability to achieve the highest score. Proposers who elect to propose modifications to the model agreements shall provide a Microsoft Word red-line version of the applicable document identifying specific proposed modifications to the model agreement language, as well as a detailed explanation and supporting rationale for each modification. General comments without proposed alternate language, drafting notes without explanation or alternate language, footnotes such as “parties to discuss,” or a reservation of rights to make additional modifications to the model agreements at a later time are unacceptable, will be considered unresponsive, and will result in a lower score. See also Section 3.8. The Company and Independent Observer will evaluate the impact that the proposed modifications will have on the overall risk assessment associated with the evaluation of each Proposal.

~~**Guaranteed Commercial Operations Date**—The Company is procuring resources and incorporating projects onto its System as part of its long-term plan to meet RPS goals. Proposers will be held to the Guaranteed Commercial Operations Date identified in their Proposal. The GCOD will be a Guaranteed Milestone and will be inserted without amendment into the RDG PPA.~~

~~**11. Guaranteed Commercial Operations Date** – Proposers that are able to design for and commit to an earlier GCOD will be given more favorable scoring. Proposers must have met will be held to the GCOD requirements of RFP Section 1.2.13 prior to being identified in their Proposal. The GCOD will be a Guaranteed Milestone and will be inserted without amendment into the RDG PPA, as applicable.~~

~~**12. Cultural Resource Impacts** – At a minimum, Proposers should provide a plan to select and engage with a consultant to assess if there are any historical and/or cultural resources at the Site and how any potential historical or cultural resource issues that arise during the term will be addressed. Proposals will also be evaluated in this non-price criterion.—on the extent to which their cultural impact assessment plan has been~~

developed and preference will be given to Proposals that are further along in the assessment process, including but not limited to whether a mitigation/action plan has been provided that addresses any identified cultural resource issues, or a date for when such a plan will be available has been identified, or any portions of such plan have been completed.

9)

4.5 Selection of the Final Award Group

At the conclusion of both the price and non-price analysis, a total score will be calculated for each Eligible Proposal using the 51% price-related criteria/ 49% non-price-related criteria weighting outlined above. The price and non-price analysis, and the summation of both price and non-price scores described above, will result in a ranking of Proposals.

Based on the results of this Evaluation and review with the Independent Observer, the Company will select a Proposal to the Final Award Group from which to begin contract negotiations. All Proposers will be notified at this stage of the evaluation process whether their Proposal is included in the Final Award Group.

Selection to the Final Award Group and/or entering into contract negotiations does not guarantee execution of a PPA.

Further, if at any time during the evaluation process it is discovered that a Proposer's Proposal contains incorrect or misrepresented information that have a material effect on any of the evaluation processes, including selection of the Final Award Group, the Company reserves the right, at any time prior to submission of the PPA application with the PUC, in consultation with the Independent Observer, to disqualify the Proposer from the RFP. If discovery of the incorrect or misrepresented information is made after the Company has filed its PUC application for approval of the PPA with the Proposer, the Company will disclose the incorrect or misrepresented information to the PUC for evaluation and decision as to whether such Proposer should be disqualified and the Company's application dismissed.

Following any removal of a Proposal from the Final Award Group, either by disqualification noted immediately above, or via any other removal or withdrawal of a Proposal, including failure to reach agreement on the PPA, the Company, taking into consideration the timing of such removal and the current status of the Company's needs under the RFP, in consultation with and concurrence from the Independent Observer, will determine -if another Proposal should be added to the Final Award Group.

Chapter 5: Post Evaluation Process

5.1 Interconnection Requirements Study Process

A complete package of Project Interconnection Data Request worksheets and project single line diagram(s) shall be submitted with each Proposal. The models for equipment and controls, list(s) to clearly identify the components and respective files (for inverters

and power plant controller), three line diagram which shows the Point of Interconnection, potential transformer (PT) and current transformer (CT) ratios, and details of the generating facility configuration, including relays, meters, and test switches, and complete documentation with instructions, shall be submitted within 30 after selection of the Final Award Group. See Section 2.11.1 of Appendix B. PSSE Generic models, PSSE User models, and ASPEN models shall be configured to represent all of the functional equipment with settings in place to comply with the Company's PPA performance requirements. These must be checked for functionality by the Proposer or its vendors and consultants prior to submission to the Company. Similar and fully accurate PSCAD models shall be submitted in a condition that complies with the PSCAD modeling guidelines provided by the Company. PSSE generic models shall be provided promptly after the PSSE user models have been approved by the Company.

After proposals and models are submitted, the Company will inspect the data packages for general completeness. For any incomplete submissions, a list of missing or non-functional items will be provided. Proposers will be given 15 Days to resolve data and modeling deficiencies. The Company, in consultation with the Independent Observer, may remove Proposals from being selected to the Final Award Group or may terminate PPA negotiations or executed PPAs, if their submission requirements are deemed incomplete for the lack of requested models. Proposals that are complete will be considered for further evaluation. A formal, technical model checkout will be deferred until a later date when IRS Agreements and deposits are in place, so that the expert subject matter work can be provided by the Company's IRS consultant(s).

Upon notification of selection to the Final Award Group, the Company will provide a draft IRS Agreement for the selected project, with a statement of required deposit for individual and prorated work as part of an IRS Scope for a System Impact Study that will involve (a) technical model checkout for the project and (b) any considerations that are specific to the particular project and location. Interconnection cost and schedule, including cost of any required system upgrades, will be determined in a subsequent Facility Study.

The technical model checkouts will be conducted first. Upon identification of any functional problems or deficiencies, corrective action shall be taken immediately and on an interactive basis so that the problems or deficiencies can be resolved within 15 Days, including re-submission of data and updated models, or the Project shall be deemed withdrawn. At the discretion of the Company and provided that there is a demonstration of good faith action to minimize delay that would affect the schedule for IRS analyses, a second round of model checkout and problem solving may proceed. Thereafter any notice that a Project is deemed withdrawn for lack of completeness shall be final. Subject to consultation with the Independent Observer, failure to provide all requested material within the time(s) specified, or changes to the data provided after the due date(s), shall result in elimination from the Final Award Group.

Proposers shall be responsible for the cost of the IRS, under separate agreements for the System Impact Study and the Facility Study. The overall IRS will provide information including, but not limited to, an estimated cost and schedule for the required

Interconnection Facilities for a particular Project and any required mitigation measures. Proposers will be responsible for the actual final costs of all Seller-Owned Interconnection Facilities and Company-Owned Interconnection Facilities. Upon reviewing the results of the IRS, Proposers will have the opportunity to declare the PPA null and void in the event that the estimated interconnection costs and schedule for the Project are higher than what was estimated in the Project Proposal. See Section 12.4 of the RDG PPA.

5.2 Contract Negotiation Process

Within five (5) business Days of being notified by the Company of its intent to enter into contract negotiations, the Proposer selected to the Final Award Group will be required to indicate, in writing to the Company's primary contact for this RFP, whether it intends to proceed with its Proposal. The awarded Proposer will be required to keep its Proposal valid through the award period. Contract negotiations will take place in parallel with the IRS process. The Company intends to execute and file the PPA with the PUC for approval and later amend the PPA to include the results of the IRS.

5.3 Final Award Group Commitments

5.3.1 Community Outreach and Engagement / Cultural Resource Impacts

The public meeting and comment solicitation process described in this Section and Section 29.21 of the PPA (Community Outreach Plan) do not represent the only community outreach and engagement activities that can or should be performed by a Proposer.

The Company will publicly announce the Final Award Group no more than 5 business days after the notification is given to Proposers who are selected to the Final Award Group. Selected Proposers shall not disclose their selection to the public before the Company publicly announces the Final Award Group selection.

On the next business day after the Company notifies a Proposer they were selected, each Proposer shall provide the Company with links to their Project website, which the Company will post on the Company's website. Each Proposer will launch a Project website that will go-live on the day the Company publicly announces the Final Award Group selection. Information on what should be included on the Project website is identified in Appendix B, Attachment 4.

Within five (5) business days of notification of selection to the Final Award Group, Proposers must have provided the Company with an updated comprehensive Community Outreach Plan to work with and inform neighboring communities and stakeholders and to provide them timely information during all phases of the Project. The Community Outreach Plan shall include but not be limited to the following information: Project description, Project stakeholders, community concerns and Proposer's efforts to address such concerns, Project benefits, government approvals, Project schedule, and a comprehensive communications plan. The Proposer's Community Outreach Plan shall be a public document available to the public on the Proposer's website and upon request. As

an option, Proposers may provide their updated Community Outreach Plan and website information to the Company for review and feedback. If provided at least 30 days prior to the dates required, the Company will endeavor to review such information and provide feedback on the information before it is made available to the public. Details on the Community Outreach Plan can be found in Appendix B, Attachments 4, and 5, and 6.

Prior to the execution date of the PPA, Proposers shall also host a public meeting in the community where the proposed Project is to be located for community and neighborhood groups in and around the vicinity of the Project Site that provided the neighboring community, stakeholders and the general public with: (i) a reasonable opportunity to learn about the proposed Project; (ii) an opportunity to engage in a dialogue about concerns, mitigation measures, and potential community benefits of the proposed Project; and (iii) information concerning the process and/or intent for the public's input and engagement, including advising attendees that they will have thirty (30) calendar days from the date of said public meeting to submit written comments to Company and/or Proposer for inclusion in the Company's submission to the PUC of its application for a satisfactory PUC Approval Order. The Proposer shall collect all public comments, and then provide the Company copies of all comments received in their original, unedited form, along with copies of all comments with personal information redacted and ready for filing. If a PPA is executed by the Proposer and the Company, the Company may submit any and all public comments (presented in its original, unedited form) as part of its PUC application for this Project. Proposers shall notify the public at least three weeks in advance of the meeting. The Company shall be informed of the meeting. The Company ~~will provide~~has provided Proposers with detailed instructions regarding the community meeting requirement after the selection of the Final Award Group. (Attachment 4 to Appendix B. (For example, notice will be published in county or regional newspapers/media, as well as media with statewide distribution. The Proposer will be directed to notify certain individuals and organizations. The Proposer will be provided templates to use for the public meeting notices, agenda, and presentation.) Proposers must also comply with any other requirement set forth in the PPA relating to Community Outreach.

Following the submission of the PUC application for the Project, and prior to the date when the Parties' statements of position are to be filed in the docketed PUC proceeding for the Project, the Proposer shall provide another opportunity for the public to comment on the proposed Project. The Proposer's statement of position filed in the docket associated with the Project will contain an attachment including those comments.

The Proposer shall be responsible for community outreach and engagement for the Project, and that the public meeting and comment solicitation process described in this section do not represent the only community outreach and engagement activities that can or should be performed.

Within 5 Days of the start of PPA negotiations, the Proposer shall contract with a consultant to begin a cultural impact assessment for the Project. The consultant shall identify (1) valued cultural, historical, or natural resources in the area in question, including the extent to which traditional and customary native Hawaiian rights are

exercised in the area; (2) the extent to which those resources – including traditional and customary native Hawaiian rights – will be affected or impaired by the proposed action; and (3) the feasible action, if any, to be taken to reasonably protect native Hawaiian rights if they are found to exist.

5.3.2 Ocular Impact Study

Due to the proximity to the Lāna‘i Airport, the Proposer shall complete an ocular impact study for review by the State of Hawai‘i Department of Transportation and any other federal or state agency that may request such study. When designing the facility, the developer should take care to develop panel placement and select materials that will not result in glint and glare issues for air traffic at the Lāna‘i Airport.

5.4 Greenhouse Gas Emissions Analysis

The Proposer whose Proposal is selected for the Final Award Group shall cooperate with and promptly provide to the Company and/or Company’s consultant(s) upon request, all information necessary, in the Company’s sole and exclusive discretion, for such consultant to prepare a greenhouse gas (“GHG”) emissions analysis and report in support of a PUC application for approval of the PPA for the project (the “GHG Review”). Proposers shall be responsible for the full cost of the GHG Review associated with their project under a ~~separate agreement~~ Greenhouse Gas Analysis Letter Agreement between the Proposer and the Company. The GHG Review is anticipated to address whether the GHG emissions that would result from approval of the PPA and subsequent to addition of the Project to the Company’s system are greater than the GHG emissions that would result from the operations of the Company’s System without the addition of the Project, whether the cost for renewable, dispatchable generation, and/or energy storage services as applicable under the PPA is reasonable in light of the potential for GHG emissions, and whether the terms of the PPA are prudent and in the public interest in light of its potential hidden and long-term consequences.

5.5 PUC Approval of PPA

Any signed PPA resulting from this RFP is subject to PUC approval as described in the RDG PPA, including Article 12 and Section 29.20 thereof.

5.6 Facility In-Service

In order to facilitate the timely commissioning of the project selected through this RFP, the Company requires the following be included with the 60% design drawings: relay settings and protection coordination study, including fuse selection and ac/dc schematic trip scheme.

For the Company to test the Facility, coordination between the Company and Project is required. Drawings must be approved by the Company prior to testing. The entire Facility must be ready for testing to commence. Piecemeal testing will not be allowed. Communication infrastructure and equipment must be tested by the Proposer and ready for operation prior to Company testing.

If approved drawings are not available, or if the Facility is otherwise not test ready as scheduled, the Project will be moved to the end of the Company's testing queue. If tests are not completed within the allotted scheduled testing time, the Project will be moved to the end of the Company's testing queue. The Proposer will be allowed to cure if successful testing is completed within the allotted scheduled time. No adjustments will be made to PPA milestones if tests are not completed within the original allotted time. Liquidated damages for missed milestones will be assessed pursuant to the PPA.

DRAFT

REQUEST FOR PROPOSALS

FOR

VARIABLE RENEWABLE DISPATCHABLE GENERATION

PAIRED WITH ENERGY STORAGE

AND


COMMUNITY-BASED RENEWABLE ENERGY

ISLAND OF LĀNA‘I

~~JULY 9~~SEPTEMBER 8, 2020

Docket No. 2015-0389

Appendix A – Definitions



**Maui
Electric**

“Affiliate” means any person or entity that possesses an “affiliated interest” in a utility as defined by section 269-19.5, Hawaii Revised Statutes (“HRS”), including a utility’s parent holding company but excluding a utility’s subsidiary or parent which is also a regulated utility.

“Allowed Capacity” has the meaning set forth in the RDG PPA.

“Code of Conduct” means the code of conduct approved by the PUC in Docket No. 03-0372 (Decision and Order No. 23614, August 28, 2007) with respect to a Self-Build Option. An updated code of conduct was submitted to the PUC in Docket No. [2017-03522015-0389](#) on ~~October 23, 2017~~[July 9, 2020](#).

“Code of Conduct Procedures Manual” or “Procedures Manual” means the manual approved by the PUC, which was put in place to address and to safeguard against preferential treatment or preferential access to information in a [Hawaiian Electric, Maui Electric, or Hawaii Electric Light](#) RFP process. The Procedures Manual is attached as Appendix C to this RFP.

“Commercial Operations” has the meaning set forth in the RDG PPA.

“Community Outreach Plan” is a community outreach and communication plan described in Section 4.3 and 4.4.2 of this RFP.

“Company” means Maui Electric Company, Ltd., a Hawai‘i corporation.

“Company-Owned Interconnection Facilities” has the meaning set forth in the RDG PPA.

“Competitive Bidding Framework” or “Framework” means the Framework for Competitive Bidding contained in Decision and Order No. 23121 issued by the Public Utilities Commission on December 8, 2006, and any subsequent orders providing for modifications from those set forth in Order No. 23121 issued December 8, 2006.

“Consumer Advocate” means the Division of Consumer Advocacy of the Department of Commerce and Consumer Affairs of the State of Hawai‘i.

“Day” means a calendar day, unless the term “business day” is used, which means calendar day excluding weekends and federal and State of Hawai‘i holidays.

“Development Period Security” has the meaning set forth in Section 14.2 of the RDG PPA.

“Dispatchable” means the ability to turn on or turn off a generating resource at the request of the utility’s system operators, or the ability to increase or decrease the output of a generating resource from moment to moment in response to signals from a utility’s Automatic Generation Control System, Energy Management System or similar control system, or at the request of the utility’s system operators.

“Electronic Procurement Platform” means the third-party web-based sourcing platform that will be used for the intake of Proposals and associated electronic information, storage and handling of Proposer information, and communication.

“Eligibility Requirements” has the meaning set forth in Section 4.2 of this RFP.

“Eligible Proposals” means Proposals that meet both the Eligibility and Threshold Requirements.

“Energy Contract Manager” is the primary Company contact for this RFP.

“Evaluation Team” means agents of the Company who evaluate Proposals.

“Facility” has the meaning set forth in the RDG PPA.

“Facility Study” means a study to develop the interconnection facilities cost and schedule estimate including the cost associated with the design and construction of the Company-owned interconnection facilities.

“Final Award Group” means the Proposer selected by the Company which the Company will begin contract negotiations with, based on the results of the Company’s evaluation.

“Greenhouse Gas” or “GHG” are gases that contribute to the greenhouse gas effect and trap heat in the atmosphere.

“Guaranteed Commercial Operations Date” or “GCOD” means the date on which a Facility first achieves Commercial Operations.

“Hawaiian Electric” means Hawaiian Electric Company, Inc., a Hawai‘i corporation.

“Hawaiian Electric Companies” or “Companies” means Hawaiian Electric Company, Inc. and its subsidiaries, Hawaii Electric Light Company, Inc. and Maui Electric Company, Limited.

“HRS” means the Hawai‘i Revised Statutes as of the date of this Request for Proposals.

“Imputed Debt” means adjustments to the debt amounts reported on financial statements prepared under generally accepted accounting principles (“GAAP”). Certain obligations do not meet the GAAP criteria of “debt” but have debt-like characteristics; therefore, credit rating agencies “impute debt and interest” in evaluating the financial ratios of a company.

“Independent Observer” has the meaning set forth in Section 1.4 of this RFP.

“Independent Power Producer” or “IPP” means an entity that owns or operates an electricity generating facility that is not included in the Company’s rate base.

“Interconnection Facilities” means the equipment and devices required to permit a Facility to operate in parallel with, and deliver electric energy to, the Company System (in accordance with applicable provisions of the Commission’s General Order No. 7, Company tariffs, operational practices, interconnection requirements studies, and planning criteria), such as, but not limited to, transmission and distribution lines, transformers, switches, and circuit breakers. Interconnection Facilities includes Company-Owned Interconnection Facilities and Seller-Owned Interconnection Facilities.

“Interconnection Requirements Study” or “IRS” means a study, performed in accordance with the terms of the IRS Letter Agreement, to assess, among other things, (1) the system requirements and equipment requirements to interconnect the Facility with the Company

System, (2) the Performance Standards of the Facility, and (3) an estimate of interconnection costs and project schedule for interconnection of the Facility.

“kV” means kilovolt.

“Levelized Benefit” or “LB” means a calculation (\$/MWh) used for comparison of Proposals based on information provided in the Proposal submission in this RFP.

~~“Low and Moderate Income” or “LMI” customer or subscriber means a member of a household with a household income equal to or less than the income limit established by the U.S. Department of Housing and Urban Development (“HUD”) for a LMI Household.~~

~~“Low- and Moderate-Income Customer” or “LMI Customer” is as defined in Tariff Rule No. 29 in Appendix J.~~

“Lump Sum Payment” has the meaning set forth in the RDG PPA. It may also be referred to as a monthly Lump Sum Payment to reflect the portion of the payment made each month.

“Maui Electric” means Maui Electric Company, Ltd., a Hawai‘i corporation.

“Maui Electric System” or “System” means the electric system owned and operated by Maui Electric on the island of Lāna‘i (including any non-utility owned facilities) consisting of power plants, transmission and distribution lines, and related equipment for the production and delivery of electric power to the public.

“Mediation” means the confidential mediation conducted in Honolulu, Hawai‘i, pursuant to and in accordance with the Mediation Rules, Procedures, and Protocols of Dispute Prevention Resolution, Inc. (or its successor) or, in its absence, the American Arbitration Association then in effect.

“MW” means megawatt.

“MWh” means megawatt hour.

“NDA” means the Mutual Confidentiality and Non-Disclosure Agreement attached to this RFP as Appendix E.

“NEP” means Net Energy Potential.

“Non-Price Evaluation Team” means Employees and consultants of the Company who evaluate the Proposal non-price related criteria as set forth in Section 4.4 of this RFP. Non-Price Evaluation Team members will not include any Shared Resources and will be solely made up of Company RFP Team Members.

“O&M” means operation and maintenance.

“Operating Period Security” has the meaning set forth in Section 14.4 of the RDG PPA.

“Performance Standards” means the various performance standards for the operation of the Facility to the Company as set forth in Section 2.10 of Appendix B, as such standards may be revised from time to time pursuant to Article 23 of the RDG PPA, and as described in Chapter 2 of this RFP.

“Point of Interconnection” has the meaning set forth in the RDG PPA.

“Power Purchase Agreement” or “PPA” means an agreement between an electric utility company and the developer of a renewable energy generation facility to sell the power generated by the facility to the electric utility company.

“Price Evaluation Team” means Employees and consultants of the Company who evaluate the Proposal price related criteria as set forth in Section 4.4 of this RFP. Price Evaluation Team members will not include any Shared Resources and will be solely made up of Company RFP Team Members.

“Project” means a Facility proposed to Maui Electric by a Proposer pursuant to this RFP.

“Proposal” means a proposal submitted to Maui Electric by a Proposer pursuant to this RFP.

“Proposal Due Date” means the date stated in RFP Schedule - Row 6 for the Self-Build ~~and/or Affiliate~~ Proposal and Row ~~7~~7 for the IPP ~~and Affiliate~~ Proposal of this RFP.

“Proposal Fee” means the non-refundable fee ~~of \$5,000~~ for each proposal submitted as set forth in Section 1.8 of this RFP.

“Proposer” means a person or entity that submits a Proposal to Maui Electric pursuant to this RFP.

“Proposer’s Response Package” means the form in which the Proposal should be submitted, which is attached as Appendix B to this RFP.

“PUC” means the State of Hawai‘i Public Utilities Commission.

“RDG PPA” means the Model PV + BESS Renewable Dispatchable Generation Power Purchase Agreement attached as Appendix L to this RFP.

“Renewable Portfolio Standards” or “RPS” means the Hawai‘i law that mandates that the Company and its subsidiaries generate or purchase certain amounts of their net electricity sales over time from qualified renewable resources. The RPS requirements in Hawai‘i are currently codified in HRS §§ 269-91 through 269-95.

“Request for Proposals” or “RFP” means a request for Proposals issued pursuant to a competitive bidding process authorized, reviewed, and approved by the PUC.

“RFP Schedule” means the schedule set forth in Table 1, Section 3.1 of this RFP.

“Self-Build Option” or “SBO” means a Proposal submitted by the Company that is responsive to the resource need identified in the RFP, as required by Section VI of the Framework.

“Self-Build Team” means agents of the Company who develop Self-Build Option proposals.

“Seller” means the entity that the Company is contracting with, as set forth in the RDG PPA.

“Seller-Owned Interconnection Facilities” has the meaning set forth in the RDG PPA.

“Site” means the parcel of real property on which the Facility, or any portion thereof, will be constructed and located, together with any Land Rights reasonably necessary for the construction, ownership, operation, and maintenance of the Facility.

“System Impact Study” means a study analyzing the steady-state and dynamic impacts on system power flow, voltage, frequency and transient stability. The analyses includes compatibility of design, construction and operation of the Project with Company engineering standards and operating practices.

“Threshold Requirements” has the meaning set forth in Section 4.3 of this RFP.


Any capitalized term not defined in this RFP has the meaning set forth in the RDG PPA.

DRAFT
REQUEST FOR PROPOSALS
FOR
VARIABLE RENEWABLE DISPATCHABLE GENERATION
PAIRED WITH ENERGY STORAGE
AND
COMMUNITY-BASED RENEWABLE ENERGY
ISLAND OF LĀNA‘I

~~JULY 9~~SEPTEMBER 8, 2020

Docket No. 2015-0389

*Appendix B – Proposer’s Response Package /
Project Interconnection Data Request*



**Maui
Electric**

1.0 GENERAL INSTRUCTIONS TO PROPOSERS

The Company has elected to use the services of PowerAdvocate®, a third-party electronic platform provider. Sourcing Intelligence®, developed by PowerAdvocate®, is the Electronic Procurement Platform that the Company has licensed and will utilize for the RFP process. All Proposals and all relevant information must be submitted via the Electronic Procurement Platform, in the manner described in this RFP.

Proposers must adhere to the response structure and file naming conventions identified in this Appendix for the Proposer's response package. Information submitted in the wrong location/section or submitted through communication means not specifically identified by the Company will not be considered by the Company.

Proposers must provide a response for every item. If input/submission items in the RFP are not applicable to a specific Proposer or Proposal, Proposers must clearly mark such items as "N/A" (Not Applicable) and provide a brief explanation.

Proposers must clearly identify all confidential information in their Proposals, as described in more detail in Section 3.12 of the RFP.

All information (including attachments) must be provided in English. All financial information must be provided in U.S. Dollars and using U.S. credit ratings.

It is the Proposer's sole responsibility to notify the Company of any conflicting requirements, ambiguities, omission of information, or the need for clarification prior to submitting a Proposal.

The RFP will be conducted as a "Sealed Bid" event within Sourcing Intelligence, meaning the Company will not be able to see or access any of the Proposer's submitted information until after the event closes.

1.1 ELECTRONIC PROCUREMENT PLATFORM

To access the RFP event, the Proposer must register as a "Supplier"¹ on Sourcing Intelligence (Electronic Procurement Platform). One Proposal may be submitted with each Supplier registration.

If a Proposer is already registered on Sourcing Intelligence, the Proposer may use their current login information to submit their Proposal. Proposers are asked to refer to their chosen unique company name throughout when referring to it in text responses.

Proposers can register for an account on Sourcing Intelligence by clicking on the "Registration" button (located in the top right corner of the webpage) on the PowerAdvocate website at the following address:

www.poweradvocate.com

The Proposer's use of the Electronic Procurement Platform is governed by PowerAdvocate's Terms of Use. By registering as a "Supplier" on the Electronic Procurement Platform, the Proposer acknowledges that the Proposer has read these Terms of Use and accepts and agrees that, each time the Proposer uses the Electronic Procurement

¹ The language in Appendix B sometimes refers to "Energy Contract Managers" as "Bid Event Coordinator" and to "Proposers" as "Suppliers" (Bid Event Coordinator and Supplier are terms used by PowerAdvocate).

Platform, the Proposer will be bound by the Terms of Use then accessible through the link(s) on the PowerAdvocate login page.

Once a Proposer has successfully registered as a “Supplier” with PowerAdvocate, the Proposer shall request access to the subject RFP event from the Company Contact via Email through the RFP Email address set forth in Section 1.6 of the RFP. The Email request must list the Company Name field and username under which the Proposer has registered with PowerAdvocate. After being added to the event, the Proposer will see the bid event on their dashboard upon logging into Sourcing Intelligence. Once the RFP event opens, the Proposer may begin submitting their Proposal.

After registering and prior to the opening of the RFP, Proposers are encouraged to familiarize themselves with the Electronic Procurement Platform, including tabs, the dashboard, ~~the messaging feature, the Sourcing Intelligence Quick Start for Suppliers, etc. PowerAdvocate Users Guide (RFP Appendix D), etc.~~ Proposers should note that they will not be able to access any bid documents until the event officially opens.

Proposers may contact PowerAdvocate Support for help with registration or modification of registration if desired. Support is available from 8 AM to 8 PM Eastern Time (2 AM to 2 PM Hawai‘i Standard Time when daylight savings is in effect) Monday to Friday, except for Holidays posted on the PowerAdvocate website, both by phone (857-453-5800) and by Email (support@poweradvocate.com).

Contact information for PowerAdvocate Support can also be found on the bottom border of the PowerAdvocate website: www.poweradvocate.com

Once the RFP event is opened, registered Proposers will have online access to general notices, ~~and~~ RFP-related documents, ~~and other communications~~ via the Electronic Procurement Platform. Proposers should also monitor the RFP Website throughout the RFP event.

1.2 PROPOSAL SUBMISSION PROCEDURES

An Email notification will be sent to all registered Proposers ~~via the messaging feature in the Electronic Procurement Platform~~ when the event has been opened to receive Proposals.

After logging onto the Electronic Procurement Platform, the RFP will be visible on the Proposer’s dashboard with several tabs, including the following:

- **“1. Download Documents:”** Documents stored under this tab are provided for the Proposer’s use and information. All documents can be downloaded and/or printed, as required.
- **“2. Upload Documents:”** Proposal submission documents requested in Appendix B must be uploaded using this tab.
- ~~“3. Commercial Data:” This tab is NOT USED for this event.~~
- ~~“4. Technical Data:” This tab is NOT USED for this event.~~
- ~~“5. Pricing Data:” This tab is NOT USED for this event.~~

Step-by-step instructions for submitting a complete Proposal are provided below:

1. Proposers must upload their Proposal files, including all required forms and files, to submit a complete Proposal. ~~All Self-Build, IPP and Affiliates must upload all files must be uploaded before their~~ respective Proposal Due Date; (RFP Section 3.1 Items 6 for Self-Build and Item 7 for IPP and Affiliates).
2. Submit (upload) one consolidated PDF representing your Proposal via the “2. Upload Documents” tab. That Proposal PDF must abide by the format specified in this Appendix B. A MSWord.docx template that outlines the format of this document is available under the “1. Download Documents” tab for the Proposer’s use. **Response information must be provided in the order, format, and manner specified in this Appendix B and must clearly identify and reference the Appendix B section number that the information relates to.**
 - a. Proposers shall use a filename denoting: CompanyName.pdf.
(example: AceEnergy.pdf)
3. Proposal information that cannot be easily consolidated into the PDF file described in Step 2 (such as large-scale drawing files) or files that must remain in native file format (such as computer models and spreadsheets) shall be **uploaded separately but must be referenced from within the main Proposal PDF file** (e.g., “See AceEnergy_2.5_SiteMap.kmz”). Such additional files must follow the naming convention below:
 - a. File names must include, in order, Company Name, Appendix B section number, and a file descriptor, as shown in the example file name below:
AceEnergy_2.5_SiteMap.kmz
Proposers may use abbreviations if they are clear and easy to follow.
4. Upload files using the **"2. Upload Documents"** tab on the Electronic Procurement Platform.
 - a. For all documents identify the "Document Type" as “Technical Information.” (Do not identify any documents as “Commercial and Administrative” or “Pricing.”)
 - b. "Reference ID" may be left blank.
 - c. Select "Choose File..." Navigate to and choose the corresponding file from your computer. Select "Open" and then "Submit Document."

There is no limit to the number or size of files that can be uploaded. Multiple files may be grouped into a .zip archive for upload. (Any zipped files must still adhere to the naming directions in #3 above.) When successfully uploaded, documents will appear under the "Bid Submissions" section on the bottom of the tab's page, organized within the “Technical Information” Document Type. Repeat steps a, b, and c, as required for each file upload.

If a file with the same name is uploaded twice, the Platform will automatically append a unique numerical extension to the Document Name. To delete a file that has been previously uploaded, click on the “X” button in the “Actions” column for the file to be deleted. Do not upload any files prior to the issuance of the Final RFP.

5. The Company will not be responsible for technical problems that interfere with the upload or download of Proposal information. Support is available to answer technical questions about PowerAdvocate’s Sourcing Intelligence from 8 AM to 8 PM Eastern Time (2 AM to 2 PM Hawai‘i Standard Time when

daylight savings is in effect) Monday to Friday, except for Holidays posted on the PowerAdvocate website, both by phone (857-453-5800) and by Email (support@poweradvocate.com).

6. Proposers are strongly encouraged to start early and avoid waiting until the last minute to submit the required information. Proposers are allowed to add, modify, and/or delete documents that have been previously submitted any time prior to the event close deadline. Repeating, it is the Proposer's responsibility to ensure a complete Proposal is uploaded into PowerAdvocate before the Proposal Due Date.
7. Any questions or concerns regarding the RFP may be submitted to the Company Contact via the RFP Email address provided in Section 1.6 of the RFP ~~or via the PowerAdvocate Messaging tab.~~ Per RFP Section 1.4.2, the Independent Observer will monitor messages within the bid event. Proposers are responsible for following instructions and uploading documents in their appropriate locations. Documents uploaded in the wrong tab will not be considered by the Company.

1.3 PROPOSAL COMPLETION AND CONFIRMATION PROCEDURES

To confirm the submission of all proposal files, in the “Status” tab on the Electronic Procurement Platform, confirm that the “Total Uploaded Files” is the number of expected files to be included in the submission by checking it against your list of submitted files.

Example “Status” tab view:

Your Bid Intention: Bidding		
Total Uploaded Files:	18	Last Upload: 02/08/18
Saved Commercial Datasheets:	0 of 0	
Saved Technical Datasheets:	0 of 0	
Saved Pricing Datasheets:	0 of 0	



Your Bid Intention: Bidding	
Total Uploaded Files:	0
Saved Commercial Datasheets:	0 of 0
Saved Technical Datasheets:	0 of 0
Saved Pricing Datasheets:	0 of 0

Your Bid Intention: Bidding		
Total Uploaded Files:	18	Last Upload: 02/08/18
Saved Commercial Datasheets:	1 of 1	Last Saved: 02/08/18
Saved Technical Datasheets:	0 of 0	
Saved Pricing Datasheets:	1 of 1	Last Saved: 02/08/18

No documents should be uploaded to the Commercial, Technical, or Pricing Datasheet tabs. Documents uploaded there will not be included in your Proposal submission.

2.0 PROPOSAL SUMMARY TABLE

Proposal Summary to To be filled out for ~~ALL Proposals~~ completely by IPP or Affiliate Proposers:

1	Proposer Name (Company Name)	
2	Parent Company/Owner/Sponsor/Business Affiliation/etc.	
3	Project Name	
4	Net AC Capacity of the Facility (MW)	
5	Net Energy Potential (NEP) Projection for the Facility (MWh) Proposal Guaranteed Commercial Operations Date (MM/DD/YYYY)	
6	Lump Sum Payment (\$/Year)	
7	Project Energy Storage Technology	
8	Energy Storage Capability for the Facility (MW and MWh)	
69	The Proposer hereby certifies that Is the Project meets all performance attributes identified in this Section 2.1 capable of being 100% charged from the RFP? grid after the 5 year ITC recapture period? (Yes/No)	
710	The Proposer hereby certifies that no single point of failure from the Facility shall result in a decrease in net electrical output greater than 2.5 MW. Additionally, in meeting this requirement, the Proposer certifies that the Facility is segmented in equally sized capacities. (Yes/No) (Yes/No)	
11	Is the Project grid-forming and black start capable? (Yes/No)	
12	Proposal Guaranteed Commercial Operations Date (MM/DD/YYYY)	
13	The Proposer hereby certifies that the Project meets all performance attributes identified in this Section 2.1 of the RFP? (Yes/No)	
814	The Proposer hereby certifies that the Proposal (including its pricing elements) is not contingent upon changes to existing County, State, or Federal laws or regulations. (Yes/No)	
915	The Proposer hereby agrees to provide Development Period Security and Operating Period Security as set forth in the applicable RDG PPA. (Yes/No)	
1016	The Proposer hereby certifies under penalties of perjury that this Proposal has been made in good faith and without collusion or fraud with any other person. As used in this certification, the word “person” shall mean any natural person, business partnership, corporation, union, committee, club, or organization, entity, or group of individuals. (Yes/No)	
17	The Proposer hereby certifies that the Proposer, its parent company, or any affiliate of the Proposer has not either defaulted on a current contract with the Company, had a contract terminated by the Company, or has any pending litigation with the Company (Yes/No)	

IPP or Affiliate Proposals: Complete the summary table items in part A below.

A. To be filled out ~~for IPP or Affiliate Proposals~~ completely by Self-Build Proposers:

<u>1</u>	<u>Proposer Name (Company Name)</u>	
<u>2</u>	<u>Parent Company/Owner/Sponsor/Business Affiliation/etc.</u>	
<u>3</u>	<u>Project Name</u>	
<u>4</u>	<u>Net AC Capacity of the Facility (MW)</u>	
115	Net Energy Potential (NEP) Projection for the Facility (MWh)	
12	Lump Sum Payment (\$/Year)	
136	Project Energy Storage Technology	
147	Energy Storage CapacityCapability for the Facility (MW and MWh)	
158	Is the Project capable of being 100% charged from the grid after the <u>5 year</u> ITC recapture period? (Yes/No)	
<u>9</u>	<u>The Proposer hereby certifies that no single point of failure from the Facility shall result in a decrease in net electrical output greater than 2.5 MW. (Yes/No)</u>	
<u>10</u>	<u>Is the Project grid-forming and black start capable? (Yes/No)</u>	
<u>11</u>	<u>Proposal Guaranteed Commercial Operations Date (MM/DD/YYYY)</u>	
<u>12</u>	<u>The Proposer hereby certifies that the Project meets all performance attributes identified in Section 2.1 of the RFP? (Yes/No)</u>	
<u>13</u>	<u>The Proposer hereby certifies that the Proposal (including its pricing elements) is not contingent upon changes to existing County, State or Federal laws or regulations. (Yes/No)</u>	
<u>14</u>	<u>The Proposer hereby agrees to provide Development Period Security and Operating Period Security as set forth in the applicable Model RDG PPA or Model Mid-Tier SFC. (Yes/No)</u>	
<u>15</u>	<u>The Proposer hereby certifies under penalties of perjury that this Proposal has been made in good faith and without collusion or fraud with any other person. As used in this certification, the word “person” shall mean any natural person, business partnership, corporation, union, committee, club, or organization, entity, or group of individuals. (Yes/No)</u>	
<u>16</u>	<u>Year (YYYY)</u>	<u>Project Capital Cost (\$)</u>

B. To be filled out for the Self-Build Option Proposal:

11	Net Energy Potential (NEP) Projection for the Facility (MWh)		
12	Project Energy Storage Technology		
13	Energy Storage Capacity for the Facility (MWh)		
14	Is the Project capable of being 100% charged from the grid after the ITC recapture period? (Yes/No)		
15	Year (YYYY)	Project Capital Cost (\$)	
16 ¹⁷	Year (YYYY)	O&M Cost (\$)	
17 ¹⁸	Year (YYYY)	Annual Revenue Requirement (\$)	

Extend the table for questions 15, 16, and 17 for as many years as needed up to the 20-year PPA term.

2.1 REQUIRED FORMS ACCOMPANYING PROPOSAL PDF

The following forms must accompany each proposal, must be attached to the Proposal PDF, and uploaded via the “2. Upload Documents” tab:

- Document signed by a representative for the Proposer **authorizing the submission** of the Proposal
- Fully executed **Mutual Confidentiality and Non-Disclosure Agreement (“NDA”)** (Appendix E to the RFP, may be downloaded from the “1. Download Documents” tab in the Electronic Procurement Platform) or fully executed NDA for the Request for Proposal for Variable Renewable Dispatchable Generation Paired with Energy Storage, Island of Lāna‘i, dated November 29, 2019.
- **Certificate of Vendor Compliance** for the Proposer
 - **Certificate of Good Standing** for the Proposer and **Federal and State tax clearance certificates** for the Proposer may be provided in lieu of the Certificate of Vendor Compliance
- **Certification of Counsel for Proposer**, if applicable. (See Appendix B Attachment 1.)
- Completed applicable **Interconnection Requirement Study Data Request form** for the proposed technology and **project single line diagram(s). Models for equipment and controls, list(s)** identifying components and respective files (for inverters and power plant controller), and **complete documentation with instructions** as specified in the Data Request form shall be submitted within the respective timeframes specified in Section 5.1 of the RFP.² (See Section 2.11.1 below)
- [For Self-Build Only] **Self-Build Option Team Certification Form**. See Appendix G Attachment 1.
- [For Self-Build Only] **Revenue Requirements Worksheets** that support the annual revenue requirements estimates shall be submitted. A starter revenue requirements template file can be requested by the Self-Build Team via email to the RFP Email Address or through the PowerAdvocate Messaging function once the RFP event opens. The revenue requirements worksheets submitted will be modified to reflect the details of the Project’s Proposal. All assumptions used will be reflected in an assumptions input tab.

2.2 PROPOSAL SUMMARY/CONTACT INFORMATION

2.2.1 Provide a **primary point of contact** for the Proposal being submitted:

- Name
- Title
- Mailing Address
- Phone Number
- Email Address - this will be the official communication address used during the RFP process

2.2.2 **Executive Summary of Proposal.** The executive summary must include an approach and description of the important elements of the Proposal.

² If the Models, lists, respective files and complete documentation are not submitted with the Proposal upload, they shall be submitted via PowerAdvocate’s Messaging as attachments within the respective timeframes specified in Section 5.1 of the RFP.

2.2.3 **Pricing information.** Pricing information must be filled out in the Section 2.0 Proposal Summary Table above. Provide any pricing information only in those table sections – do not embed pricing information in any other portion of the Proposal PDF.

2.2.4 Provide a **high-level overview of the proposed Facility**, including at a minimum the following information:

- Facility Generation Size (MW_{AC} and MW_{DC})
- Net Maximum Output Capacity of the Facility at the Point of Interconnection (MW_{AC})
- Identified Available Hosting Capacity of the Distribution-level Circuit Facility Interconnecting to (MW_{AC})
- Technology Type
- Number of Generators
- Rated Output of each Generator
- Generator Facility Design Characteristics

For Storage Component:

- Technology Type (i.e. lithium ion battery)
- Discharge Duration (hours)
- Storage Capacity (i.e. amount of energy released to fully discharge and amount of energy required to fully charge, in MW and MWh)
- Operational Limitations, such as, but not limited to: number of charge/discharge cycles per day-month-year (see the energy discharge requirement in Section 1.2.9 of the RFP); however, operational limitations may not restrict the requirements set forth in these sections).
- Minimum and Maximum Operational Ranges, such as minimum and maximum required state of charge
- Round Trip Efficiency at rated power measured at the Point of Interconnection (i.e., discharge energy divided by charge energy, expressed as a percentage). Specify only a single value that the Facility will maintain throughout the term of the PPA. (See RFP Section 3.10.2).
- Round Trip Efficiency using full duty cycle for a fixed duration measured at the Point of Interconnection (%)
- Estimated useful life of the storage component.

2.3 FINANCIAL

Provide the following financial information identified below. As specified in the General Instructions in Section 1.0 above, all information (including attachments) must be provided in English, be provided in U.S. Dollars and use U. S. credit ratings.

2.3.1 Identification of Equity Participants

2.3.1.1 Who are the **equity participants** in the Project (or the equity partners' other partners)?

2.3.1.2 Provide an **organizational structure** for the Proposer including any general and limited partners and providers of capital that identifies:

- Associated responsibilities from a financial and legal perspective

- Percentage interest of each party

2.3.2 Project Financing

2.3.2.1 **How will the Project be financed** (including construction and term financing)? Address at a minimum:

- The Project's projected financial structure
- Expected source of debt and equity financing

2.3.2.2 [For IPP and Affiliate Proposals] Identify all **estimated development and capital costs** for, at a minimum:

- Equipment
 - Identify the manufacturer and model number for all major equipment
- Construction
- Engineering
- Seller-Owned Interconnection Facilities
- Company-Owned Interconnection Facilities
- Land
- Annual O&M
- ~~Specify the percentage of the total cost associated with the storage component of the Facility~~
- Specify a percentage of the total project cost that is estimated to be attributed to the storage functionality of the Facility. As the storage functionality is treated as a lease, the Company will use the percentage for its preliminary calculation of the lease liability only. This percentage requested for the Company's accounting purposes does not affect nor alter the liquidated damage provisions of the PPA, as those provisions reflect the benefit the Company seeks from the Project's storage functionality.

[For Self-Build Only] Identify all **estimated development and capital costs** for, at a minimum:

- Facility (including any generation and storage components)
- Outside Services
- Interconnection
- Overhead Costs
- Allowance for Funds Used During Construction
- Annual O&M
- ~~Specify the percentage of the total cost associated with the storage component of the Facility~~
- Specify a percentage of the total project cost that is estimated to be attributed to the storage functionality of the Facility. As the storage functionality is treated as a lease, the Company will use the percentage for its preliminary calculation of the lease liability only. This percentage requested for the Company's accounting purposes does not affect nor alter the liquidated damage provisions of the PPA, as those provisions reflect the benefit the Company seeks from the Project's storage functionality.

2.3.2.3 Discuss and/or provide **supporting information on any project financing guarantees.**

2.3.2.4 Describe any **written commitments obtained from the equity participants**.

2.3.2.5 Describe any **conditions precedent to project financing**, and the Proposer's plan to address them, other than execution of the Power Purchase Agreement or any other applicable project agreements and State of Hawaii Public Utilities Commission approval of the Power Purchase Agreement and other agreements.

2.3.2.6 Provide any **additional evidence to demonstrate that the Project is financeable**.

2.3.3 Project Financing Experience of the Proposer

Describe **the project financing experience of the Proposer** in securing financing for projects of a similar size (i.e., no less than two-thirds the size) and technology as the one being proposed including the following information for any referenced projects:

- Project Name
- Project Technology
- Project Size
- Location
- Date of Construction and Permanent Financing
- Commercial Operations Date
- Proposer's Role in Financing of the Project
- Off-taker
- Term of the Interconnection Agreement
- Financing Structure
- Major Pricing Terms
- Name(s) of Finance Team Member(s); Time (i.e., years, months) worked on the project and Role/Responsibilities

2.3.4 Evidence of the Proposer's Financial Strength

2.3.4.1 Provide **copies of the Proposer's audited financial statements** (balance sheet, income statement, and statement of cash flows):

- Legal Entity
 - Three (3) most recent fiscal years
 - Quarterly report for the most recent quarter ended
- Parent Company
 - Three (3) most recent fiscal years
 - Quarterly report for the most recent quarter ended

2.3.4.2 Provide the **current credit ratings** for the Proposer (or Parent Company, if not available for Proposer), affiliates, partners, and credit support provider:

- Standard & Poor's
- Moody's
- Fitch

2.3.4.3 Describe any **current credit issues** regarding the Proposer or affiliate entities raised by rating agencies, banks, or accounting firms.

2.3.4.4 Provide any **additional evidence that the Proposer has the financial resources and financial strength** to complete and operate the Project as proposed.

2.3.5 Provide evidence that the Proposer can provide the required securities

2.3.5.1 Describe the Proposer's **ability (and/or the ability of its credit support provider) and proposed plans to provide the required securities** including:

- Irrevocable standby letter of credit
- Sources of security
- Description of its credit support provider

2.3.6 Disclosure of Litigation and Disputes

Disclose any **litigation, disputes, and the status of any lawsuits or dispute resolution** related to projects owned or managed by the Proposer or any of its affiliates

2.4 CONTRACT EXCEPTIONS AND FINANCIAL COMPLIANCE

2.4.1 If Proposers elect to propose modifications to the Model **RDG** PPA, **provide a Microsoft Word red-line version of the Model **RDG** PPA** identifying specific proposed modifications to the model language that the Proposer is agreeable to and a detailed explanation and supporting rationale for each modification. General comments, drafting notes, and footnotes such as "parties to discuss" are unacceptable and will be considered non-responsive.

Proposers that do not upload redlines of the applicable **RDG** PPA with their Proposal submission will be deemed to have accepted the Model **RDG** PPA in its entirety. If no modifications are proposed, please state in this section "no modifications to the Model RDG PPA".

As set forth in RFP Section 3.8.5.1, proposed modifications to the RDG PPA will be subject to negotiation between the Company and the Final Award Group and should not be assumed to have been accepted either as a result of being selected to the Final Award Group or based on any previously executed PPA.

2.4.2 State to the best of the Proposer's knowledge: Will the Project result in **consolidation** of the Developer entity's finances onto the Company's financial statements under FASB 810. **Provide supporting information** to allow the Company to verify such conclusion.

2.5 PŪLAMA SITE INFORMATION

2.5.1 Provide a **site layout plan** which illustrates:

- Proposed location of all equipment
- Proposed location of all facilities on the Pūlama Site, including any proposed line extensions
- Site boundaries (if the proposed Project does not cover the entire Pūlama Site)

2.5.2 Describe the **Interconnection route** and include:

- Site sketches of how the facility will be interconnected to the Company's System (above-ground and/or underground)
- Description of the rationale for the interconnection route

2.6 ENVIRONMENTAL REVIEW, PERMITTING PLAN, ENVIRONMENTAL COMPLIANCE/IMPACTS

Scoring of proposals for the 2.6 Environmental Review, Permitting Plan, and Environmental Compliance/Impacts non-price evaluation criteria will be based on the completeness and thoroughness of responses to each of the criteria listed below. The Company recommends that each Proposal incorporate the list below as an outline together with complete and thorough responses to each item in the list. Proposals that closely follow this recommendation will typically be awarded higher scores than proposals that do not.

2.6.1 Describe your **overall land use and environmental permits and approvals strategy** and approach to obtaining successful, positive results from the agencies and authorities having jurisdiction, including:

- Explanation of the conceptual plans for siting
- Studies/assessments
- Permits and approvals
- Gantt format schedule which identifies the sequencing of permit application and approval activities and critical path. (Schedule must be in MM/DD/YY format.)

2.6.2 Discuss the **City Zoning and State Land Use Classification**:

- Identify present and required zoning and the ability to site the proposed Project within those zoning allowances.
- Identify present and required land use classifications and the ability to site the proposed Project within those classifications.
- Provide evidence of proper zoning and land use classifications for selected site and interconnection route.
- If changes in the above are required for the proposed Project, provide a plan and timeline to secure the necessary approvals.

2.6.3 Identify all required discretionary and non-discretionary **land use, environmental and construction permits, and approvals** required for development, financing, construction, and operation of the proposed Project, including but not limited to zoning changes, Environmental Assessments, and/or Environmental Impacts Statements.

Provide a **listing of such permits and approvals** indicating:

- Permit Name
- Federal, State, or Local agencies and authorities having jurisdiction over the issuance
- Status of approval and anticipated timeline for seeking and receiving the required permit and/or license
- Explanation of your basis for the assumed timeline

- Explain any situation where a permit or license for one aspect of the Project may influence the timing or permit of another aspect (e.g., a case where one permit is contingent upon completion of another permit or license), if applicable.
- Explain your plans to secure all permits and approvals required for the Project.

2.6.4 Provide a **preliminary environmental assessment of the site** (including any pre-existing environmental conditions) and potential short- and long-term **impacts** associated with, or resulting from, the proposed Project – including direct, indirect, and cumulative impacts associated with development, construction, operation, and maintenance of the proposed Project in every area identified below. Discuss if alternatives have been or will be considered. The assessment shall also include Proposer’s short- and long-term plans to mitigate such impacts and explanation of the mitigation strategies for, but not limited to, each of the major environmental areas as presented below:

- Natural Environment
 - Air quality
 - Biology (Natural habitats and ecosystems, flora/fauna/vegetation, and animals, especially if threatened or endangered)
 - Climate
 - Soils
 - Topography and geology
- Land Regulation
 - Land Uses, including any land use restrictions and/or pre-existing environmental conditions/contamination
 - Flood and tsunami hazards
 - Noise
 - Roadways and Road and Air Traffic
 - Utilities
- Socio-Economic Characteristics
- Aesthetic/Visual Resources and Impact
- Solid Waste
- Hazardous Materials
- Water Quality
- Public Safety Services (Police, Fire, Emergency Medical Services)
- Recreation
- Potential Cumulative and Secondary Impacts

2.6.5 Provide a **decommissioning plan**, including:

- Developing and implementing program for recycling to the fullest extent possible, or otherwise properly disposing of installed infrastructure, if any, and
- Demonstrating how restoration of the Site to its original ecological condition is guaranteed in the event of default by the Proposer in the applicable Site Control documentation.

2.7 CULTURAL RESOURCE IMPACTS

2.7.1 Provide a **plan to address the below requirements** as they pertain to the Project Site and interconnection route including the status of any consultant/s with expertise in this field that have been identified and/or contracted with, and documentation of any assessments or work that has been planned or performed to date. Identify any cultural, historical or natural resources in the area in question. For any impacts identified to the categories listed below, provide a mitigation strategy and the expected impact on the Project schedule. Detail the potential impacts of the Proposal on cultural resources in the short- and long-

term and the Proposer's plan to mitigate such impacts. Proposers must provide as much information as possible to allow the Company to understand the considerations.

- Archaeological Resources
- Cultural Practices and Resources

2.8 COMMUNITY OUTREACH

Gaining community support is an important part of a Project's viability and success. An effective Community Outreach Plan will call for early meaningful communications with stakeholders and will reflect a deep understanding and respect for the community's desire for information. The public meeting and comment solicitation process described in Section 5.3 of the RFP is intended to support that premise and the Commission's desire to increase bid transparency within the RFP process. When developers neglect to demonstrate transparency and a willingness to engage in early and frequent communication with Hawaii's communities, costly and timely challenges to their projects have resulted. In some instances, projects have failed. Incorporating transparency during the competitive bidding phase may seem unconventional, but it has become an essential community expectation. Developers must share information and work with communities to address concerns through careful listening, thoughtful responsiveness, and a commitment to respect the environmental and cultural values of Hawai'i.

2.8.1 Provide a **detailed Community Outreach Plan** to work with and inform neighboring communities and stakeholders and to provide them timely information during all phases of the Project. The plan shall address, but not be limited to, the following items:

- Project description
- Community scoping
- Project benefits
- Government approvals
- Development process
- Identification of communities and other stakeholders that may be affected by the proposed Project:
 - How will they be affected?
 - What mitigation strategies will the Proposer implement?
- Comprehensive communication strategy with affected communities and the general public regarding the proposed Project:
 - Describe frequency of communication
 - Provide source of information
 - Identify communication outlets
 - Describe opportunities, if any, for affected communities and general public to provide the developer with feedback and comments on the proposed Project

Proposers are reminded of RFP Section 3.4.2 including Proposals must provide all referenced material if it is to be considered during the Proposal evaluation.

2.8.2 Provide any **documentation of local community support or opposition** including any letters from local organizations, newspaper articles, or communications from local officials.

2.8.3 Provide a **description of community outreach efforts** already taken or currently underway, including the names of organizations and stakeholders contacted about the proposed Project.

2.8.4 Describe any anticipated or negotiated investment in the community and other **community benefits** that the Proposer proposes to provide in connection with the Project, along with an estimated value of the community benefits in dollars (including the cost to Proposers providing the benefits and supporting details on how those costs and benefits were derived).

2.8.5 Proposer selected to the Final Award Group must provide the below table of information onto their website described in Section 5.3 to provide communities Project information that is of interest to them in a standard format. All information in this table must be included in all community presentations in addition to the Proposer’s project website.

PROJECT SUMMARY AND COMMUNITY OUTREACH PLAN

* —	<u>Proposer Name (Company name)</u>	
* —	<u>Parent Company/Owner/Sponsor/etc.</u>	
* —	<u>Project Name</u>	
* —	<u>Net AC Capacity of the Facility (MW) (must match Proposal information)</u>	
* —	<u>Project Description (in 200 words or less)</u>	<i>(A description that includes information about the project that will enable the community to understand the impact that the Project might have on the community.)</i>
* —	<u>Project site map</u>	<i>(provide a map similar to what was provided in Section 2.5.2)</i>
* —	<u>Site layout plan</u>	<i>(provide a layout similar to what was provided in Section 2.5.3)</i>
* —	<u>Interconnection route</u>	<i>(provide a map of the route similar to what was provided in Section 2.5.4)</i>
<u>Environmental Compliance, Impacts and Permitting Plan</u>		
* —	<u>Overall land use and environmental permits and approvals strategy</u>	<i>(provide information in level of detail as provided in Section 2.6.1)</i>
* —	<u>Gantt format schedule which identifies the sequencing of permit applications and approval activities and critical path. Schedule must be in MM/DD/YY format)</u>	<i>(provide information in level of detail as provided in Section 2.6.1)</i>
* —	<u>City Zoning and Land Use Classification</u>	<i>(provide information in level of detail as provided in Section 2.6.2)</i>
* —	<u>Discretionary and non-discretionary Land use, environmental and construction permits and approvals</u>	<i>(provide information in level of detail as provided in Section 2.6.3)</i>
* —	<u>Listing of Permits and approvals</u>	<i>(provide information in level of detail as provided in Section 2.6.3)</i>

* —	<u>Preliminary environmental assessment of the site (including any pre-existing environmental conditions)</u>	<u>(provide information in level of detail as provided in Section 2.6.4)</u>
Cultural Resource Impacts		
* —	<u>Proposer’s updated Community Outreach Plan must include a plan that (1) identifies any cultural, historic or natural resources that will be impacted by the project (2) describes the potential impacts on these resources and 3) identifies measures to mitigate such impacts.</u>	<u>(provide information in level of detail as provided in Section 2.7)</u>
Community Outreach		
* —	<u>Detailed Community Outreach Plan</u>	<u>(provide key information from Community Outreach Plan as specified in Section 2.8.1 or provide a link to updated comprehensive Community Outreach Plan)</u>
* —	<u>Local community support or opposition</u>	<u>(provide latest comprehensive information)</u>
* —	<u>Community outreach efforts</u>	<u>(provide latest comprehensive information)</u>
* —	<u>Community benefits</u>	<u>(provide latest comprehensive information)</u>

2.9 OPERATIONS AND MAINTENANCE (O&M)

2.9.1 To demonstrate the long-term operational viability of the proposed Project, describe the **planned operations and maintenance**, including:

- Operations and maintenance funding levels, annually, throughout the term of the contract.
- Description of the operational requirements by frequency (daily, weekly, monthly, yearly, as-necessary, run hour interval) and maintenance requirements by frequency (daily, weekly, monthly, yearly, as-necessary, run hour interval).
- A discussion of the staffing levels proposed for the Project and location of such staff. If such staff is offsite, describe response time and ability to control the Project remotely.
- Technology specific maintenance experience records.
- Identification of any O&M providers.
- The expected role of the Proposer (Owner) or outside contractor.
- Scheduling of major maintenance activity.
- Plan for testing equipment.
- Estimated life of Generation and/or Storage Facilities and associated Interconnection Facilities.
- Safety plan, including historical safety records with environmental history records, violations, and compliance plans.
- Security plan.
- Site maintenance plan.
- Substation equipment maintenance plan.

- 2.9.2 State whether the Proposer would **consider 24-hour staffing**. Explain how this would be done.
- 2.9.3 Describe the **Proposer's contingency plan**, including the Proposer's mitigation plans to address failures. Such information should be described in the Proposal to demonstrate the Project's reliability with regard to potential operational issues.
- 2.9.4 Describe if the Proposer will **coordinate their maintenance schedule** for the Project with the Company's annual planned generation maintenance. See Article 5 of the model RDG PPA.
- 2.9.5 Describe the **status of any O&M agreements or contracts** that the Proposer is required to secure. Include a discussion of the Proposer's plan for securing a long-term O&M contract.
- 2.9.6 Provide **examples of the Proposer's experience** with O&M services for other similar projects.

2.10 PERFORMANCE STANDARDS

- 2.10.1 Design and operating information. Provide a **description of the project design**. Description shall include:
- Configuration description-, including conceptual or schematic diagrams. Overview of the Facility Control Systems – central control and inverter- or resource-level control.
 - ~~Overview of the Facility Control Systems—central control and inverter— or resource level control~~
 - Diagrams approved by a Professional Electrical Engineer registered in the State of Hawai'i, indicated by the presence of the Engineer's Professional seal on all drawings and documents. Including but not limited to:
 - A single-line diagram, relay list, trip scheme and settings of the generating facility, which identifies the Point of Interconnection, circuit breakers, relays, switches, synchronizing equipment, monitoring equipment, and control and protective devices and schemes.
 - ~~A three-line diagram which shows the Point of Interconnection, potential transformer (PT) and current transformer (CT) ratios, and details of the generating facility configuration, including relays, meters, and test switches.~~
- 2.10.1.1 Provide the projected **hourly annual energy potential production profile of the Facility³ (24 hours x 365 days, 8760 generation profile)** for the provided RFP NEP Projection.
- 2.10.1.2 Provide the **sample rate of critical telemetry** (i.e., frequency and voltage) based on inputs to the facility control systems.
- 2.10.1.3 Provide a description of the Facility's **capability to be grid-forming and have black-start capability**.
- 2.10.2 Capability of **Meeting Performance Standards**. The proposed Facility must meet the performance attributes identified in Section 2.1 of the RFP. Provide **confirmation that the proposed Facility will meet the requirements identified** or provide clarification or comments about the Facility's ability to meet the performance standards. Proposals should include sufficient documentation to support the

³ The projected hourly annual energy production profile is the projected output from the generating facility without curtailment and before any energy is directed to an energy storage component.

stated claim that the Facility will be able to meet the Performance Standards. The Proposal should include information required to make such a determination in an organized manner to ensure this evaluation can be completed within the evaluation review period.

2.10.3 **Reactive Power Control:** Provide the facility's **ability to meet the Reactive Power Control capabilities**, including Voltage Regulation at the point of interconnection, required in the Performance Standards, including contribution from the inverters of generation and/or storage and means of coordinating the response. Provide the inverter capability curve(s). Confirm ability to provide reactive power at zero active power.

2.10.4 **Ramp Rate** for Generation Facilities: Confirm the ability to meet the ramp rate requirement specified in the Model PPA.

2.10.5 **Undervoltage ride-through:** Provide the facility's terminal voltage level(s) and elapsed time at which the facility will disconnect from the utility system during the disturbance, if any. Confirm the ability to meet ride-through requirements and include supporting documentation regarding inverter design, control parameters, etc.

2.10.6 **Overvoltage ride-through:** Provide the facility's terminal voltage level(s) and elapsed time at which the facility will disconnect from the utility system during the disturbance, if any. Confirm the ability to meet ride-through requirements and include supporting documentation regarding inverter design, control parameters, etc.

2.10.7 **Transient stability ride-through:** Provide the facility's ability to stay online (# of cycles) during Company System in the following 2 conditions: (1) three-phase fault located anywhere on the Company System and lasting up to __ cycles; and (2) a single line to ground fault located anywhere on the Company System and lasting up to __ cycles. Provide the Facility's ability to withstand subsequent events.

2.10.8 **Underfrequency ride-through:** Provide the facility's terminal frequency level(s) and elapsed time at which the facility will disconnect from the utility system during the disturbance, if any. Confirm the ability to meet ride-through requirements and include supporting documentation regarding inverter design, control parameters, etc.

2.10.9 **Overfrequency ride-through:** Provide the facility's terminal frequency level(s) and elapsed time at which the facility will disconnect from the utility system during the disturbance, if any. Confirm the ability to meet ride-through requirements and include supporting documentation regarding inverter design, control parameters, etc.

2.10.10 **Frequency Response:** Provide the facility's frequency response characteristics as required by the Model PPA, including time of response, tunable parameters, alternate frequency response modes, and means of implementing such features.

2.10.11 **Auxiliary Power Information:** Proposer must provide the maximum auxiliary power requirements for:

- Start-up
- Normal Operations (from generator)
- Normal Operating Shutdown

- Forced Emergency Shutdown
- Maintenance Outage

2.10.12 **Coordination of Operations:** Provide a description of the control facilities required to coordinate generator operation with and between the Company's System Operator and the Company's System.

- Include a description of the equipment and technology used to facilitate dispatch to the Company and communicate with the Company.
- Include a description of the control and protection requirements of the generator and the Company's System.

2.10.13 **Cycling Capability:** Describe the Facility's ability to cycle on/off and provide limitations.

2.10.14 **Active Power Control Interface:** Describe the means of implementing active power control and the Power Possible, including the contribution to the dispatch signal from paired storage, if any. Provide the Proposer's **experience** dealing with active power control, dispatch, frequency response, and ride-through.

2.10.15 Provide the details of the **major equipment** (i.e., batteries, inverters, battery management system), including, but not limited to, name of manufacturer, models, key metrics, characteristics of the equipment, and performance specifications.

2.10.16 **Energy Storage performance standards:** Provide additional performance standard descriptions as follows:

- ~~Number of cycles per day, or equivalent~~ MWh storage output for a full year
- Ramp Rate: Provide the Facility's ramp rate, which should be no more than 2 MW/minute for all conditions other than those under control of the Company System Operator and/or those due to desired frequency response.
- System Response Time – Idle to Design Maximum (minutes)
- Discharge Start-up time (minutes from notification)
- Charge Start-up time (minutes from notification)
- Start and run-time limitations, if any
- Ancillary Services provided, if any (i.e., Spinning Reserves, Non-Spinning Reserves, Regulation Up, Regulation Down, Black Start capability, other)

2.10.17 Provide the description and details of the **grid-charging capabilities of the Facility**. Include a description on the ability to control the charging source.

2.11 INTERCONNECTION REQUIREMENT STUDY

2.11.1 Provide the completed **Interconnection Requirement Study Data Request form** for the proposed technology with the Proposal submission. (The form can be found in the "1. Download Documents" tab as Appx B Att 2 Project Interconnection Data Request Form (PV Generation) MS Excel file.) Also provide all **project single line diagram(s)** with the Proposal submission. **Models for equipment and controls, list(s)** identifying components and **respective files** (for inverters and power plant controller), and **complete documentation with instructions** shall be submitted within the timeframes specified in Section 5.1

of the RFP². Proposers may also download the PSCAD model requirements memo labelled as Appx B Att 3 from the “1. Download Documents” tab.

2.12 PROVEN TECHNOLOGY

2.12.1 Provide all supporting information for the Company to assess the **commercial and financial maturity of the technology** being proposed. Provide any supporting documentation that shows examples of projects that:

- Use the technology at the scale being proposed
- Have successfully reached commercial operations (for example, by submitting a PPA)
- Demonstrate experience in providing Active Power dispatch

2.13 EXPERIENCE AND QUALIFICATIONS

Proposers, its affiliated companies, partners, and/or contractors and consultants are required to demonstrate project experience and management capability to successfully develop and operate the proposed Project.

2.13.1 Provide an **organizational chart** for the Project that lists the project participants and identifies the management structure and responsibilities. In addition to the organizational chart, Proposers must provide a completed table:

- For each of the project participants (including the Proposer, partners, and proposed contractors), fill out the table below and provide statements that list the specific experience of the firm in: financing, designing, constructing, interconnecting, owning, operating, and maintaining renewable energy generating or storage facilities, or other projects of similar size and technology, and
- Provide any evidence that the project participants have worked jointly on other projects.

EXPERIENCE:							
In the applicable columns below, include project details (i.e., project name, location, technology, size) and relevant job duties (role/responsibilities) and time (in years/months) spent on the project. List multiple projects if applicable.							
Participant Name:	Financing	Designing	Constructing	Interconnecting	Owning	Operating	Maintaining
1.							
2.							
3.							
...							

2.13.2 Identify those **member(s) of the team** the Proposer is submitting to meet the experience Threshold Requirement and demonstrate the member(s) firm commitment to provide services to the Proposer.

2.13.3 Identify those **members of the team with experience and qualifications**, including affiliates, and their principal personnel who will be involved in the project contracting to sell and deliver energy. If the Proposer consists of multiple parties, such as joint ventures or partnerships, provide this information for each

party, clearly indicating the proposed role of each party, including an ownership chart indicating direct and indirect ownership, and percentage interests in the partnership or joint venture.

2.13.4 Provide a **management chart** which lists the key personnel dedicated to this Project and provide **biographies / resumes** of the key personnel, including position, years of relevant experience, and similar project experience. Provide specifics as they relate to financing of renewable energy projects. Identify architects and engineers or provision to provide same that are licensed to practice in the State of Hawai‘i.

2.13.5 Provide a **listing in the table format below, of all renewable energy generation or energy storage projects** the Proposer has successfully developed or that are currently under construction. Describe the Proposer’s role and responsibilities associated with these projects (lead developer, owner, investor, etc.). Provide the following information as part of the response:

Project Name	Location (City, State)	Technology (wind, PV, hydro, plus storage, etc.)	Size (MW/ MWh)	Commercial Operation Date	Offtaker (if applicable)	Role & Responsibilities
1.						
2.						
3.						
...						

2.14 PROJECT SCHEDULE

2.14.1 Provide a **project schedule in GANTT chart format** with complete **critical path activities** identified for the Proposal from the Notice of Selection of the Proposal to the start of Commercial Operations.

- The **schedule** must include:
 - Interconnection Requirement Study (IRS) assumptions
 - Anticipated contract negotiation period assumptions
 - Regulatory assumptions
 - Anticipated submittal and approval dates for permitting (including but not limited to environmental and archaeological compliance)
 - Cultural Resource implications and mitigation activities
 - Community outreach and engagement activities
 - Energy resource assessment
 - Financing
 - Engineering
 - Procurement
 - Facility construction including construction management events
 - Applicable reporting milestone events specified in the Model PPA
 - Testing
 - Interconnection (including engineering, procurement, and construction)
 - Commercial Operations Date
 - All other important elements outside of the direct construction of the Project

- For each project element, list the start and end date (must be in MM/DD/YY format), and include predecessors to clearly illustrate schedule dependencies and durations.
- Proposers must also list and describe critical path activities and milestone events, particularly as they relate to the integration and coordination of the project components and the Company's Electric System. Proposers must ensure that the schedule provided in this section is consistent with the milestone events contained in the PPA and/or other agreements.

2.14.2 Describe the **construction execution strategy** including:

- Identification of contracting/subcontracting plans
- Modular construction
- Safety plans⁴
- Quality control and assurance plan
- Labor availability
- Likely manufacturing sites and procurement plans
- Similar projects where these construction methods have been used by the Proposer.

2.14.3 Provide a description of any **project activities that have been performed to date**.

2.14.4 Explain how you plan to reach **safe harbor milestones** (if applicable) and **guaranteed commercial operations**, including durations and dependencies which support this achievement.

3.0 PROPOSED CBRE PROGRAM

Provide a detailed description of the CBRE program that will be offered to eligible subscribers, including at a minimum, but not limited to, a discussion of the following:

- Financing Options
 - Subscriber fees and payments
 - Upfront payments
 - Ongoing payments
 - Public funding options
 - Extent to which subscribers will be financially responsible for any facility underperformance
- Percentage of the project's capacity that will be available to subscribers vs. unsubscribed capacity
 - Commitments to residential ~~subscribers~~ Subscribers
 - Commitments to ~~low to moderate income~~ Low- and Moderate- Income Customers ("LMI"~~2~~) subscribers Customers)
- Marketing or outreach plans to advertise the proposed project/program to LMI (if applicable) and non-LMI eligible customers
- Strategies for LMI (if applicable) and non-LMI customer retention and maintaining LMI (if applicable) and non-LMI customer participation levels
- Estimated benefits to LMI (if applicable) and non-LMI customer participants
 - Expected savings
 - Payback periods
 - Payback mechanisms

⁴ A document that describes the various safety procedures and practices that will be implemented on the Project and how applicable safety regulations, standards, and work practices will be enforced on the Project.

- Other benefits
- Prior experience, specifically relating to community-based renewable energy projects
- Plans for CBRE program administration

DRAFT
REQUEST FOR PROPOSALS
FOR
VARIABLE RENEWABLE DISPATCHABLE GENERATION
PAIRED WITH ENERGY STORAGE
AND
COMMUNITY-BASED RENEWABLE ENERGY
ISLAND OF LĀNA‘I

~~JULY 9~~SEPTEMBER 8, 2020

Docket No. 2015-0389

Appendix D – PowerAdvocate User Information



**Maui
Electric**

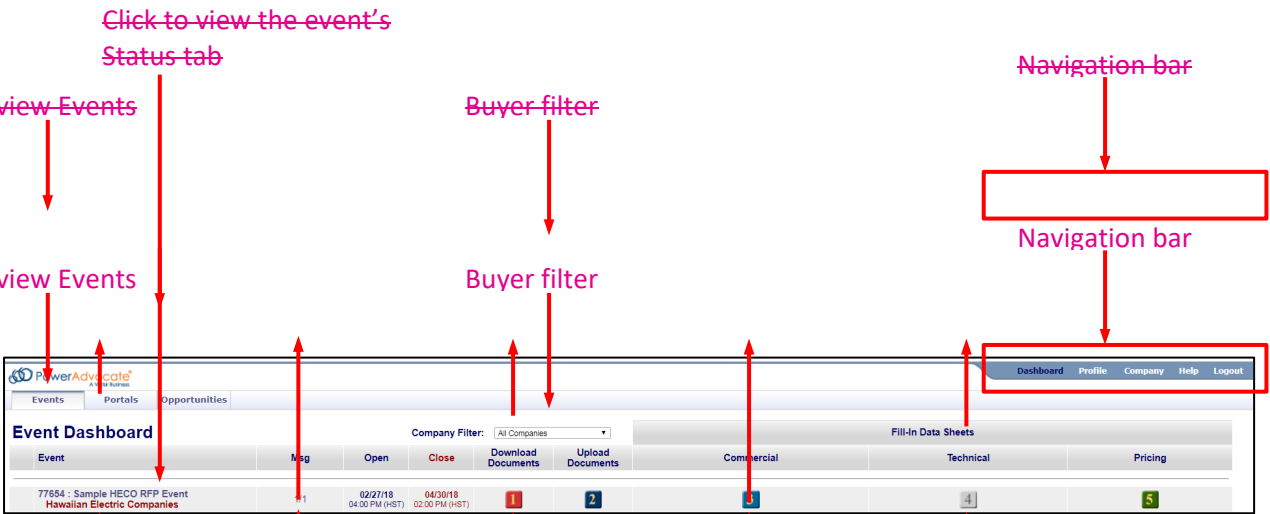
Sourcing Intelligence Quick Start for Suppliers

Logging In

1. Launch a web browser and go to www.poweradvocate.com
2. Click the orange **Login** button.
3. Enter your account **User Name** and **Password** (both are case-sensitive) and click **Login**.
4. Click the **Events** tab if it is not already displayed.

Dashboard

Your Dashboard lists the events you have been invited to. A line divides currently accessible events from others.



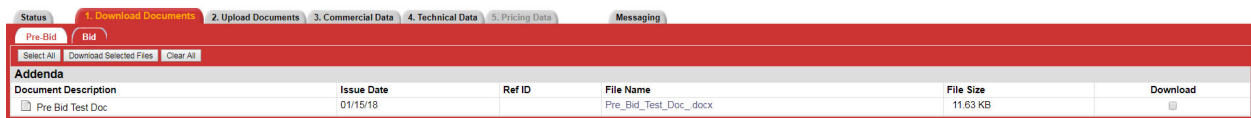
The screenshot shows the PowerAdvocate Event Dashboard. Annotations include:

- Click to view Events**: Points to the 'Events' tab in the top navigation bar.
- Click to view the event's Status tab**: Points to the 'Status' tab for a specific event.
- Buyer filter**: Points to the 'Buyer filter' dropdown menu.
- Navigation bar**: Points to the top navigation bar containing 'Dashboard', 'Profile', 'Company', 'Help', and 'Logout'.
- Buying entity**: Points to the event name '77654 - Sample HECO RFP Event Hawaiian Electric Companies'.
- Number of unread/total messages**: Points to the 'Msg' column showing '1'.
- Click numbers to view event tabs**: Points to the '1' in the 'Msg' column.
- Click numbers to view event tabs**: Points to the '2' in the 'Download Documents' column.
- Click numbers to view event tabs**: Points to the '3' in the 'Commercial' column.
- Click numbers to view event tabs**: Points to the '4' in the 'Technical' column.
- Click numbers to view event tabs**: Points to the '5' in the 'Pricing' column.
- Datasheet available**: Points to the '3' in the 'Commercial' column.
- No datasheet available**: Points to the '4' in the 'Technical' column.
- Datasheet available**: Points to the '5' in the 'Pricing' column.
- No datasheet available**: Points to the '5' in the 'Pricing' column.

- Click an event name to view its Status tab, which displays a summary of your activity and key event dates. To view specific details of an event, click the buttons 1-5 to view the corresponding tab.
- To return to the Dashboard, click **Dashboard** in the navigation bar at the top of the window.
- An event will not appear on your Dashboard until you have been added as a participant.

Downloading Bid Packages

All of the Buyer’s bid package documents (if any) are centrally stored on the PowerAdvocate Platform. To view bid documents, click “1” on your Dashboard or on the **1. Download Documents** tab from within the event.



- You can access the **Bid** sub-tab after the event opens. You can access Buyer documents before the event is opened from the **Pre-Bid** sub-tab, if the Buyer utilizes this feature.
- To view or download a document, click the file name.
- To download multiple documents:
 1. Select the checkbox in the Download column for each document you wish to download or click **Select All**.
 2. Click **Download Selected Files**.

Uploading Documents

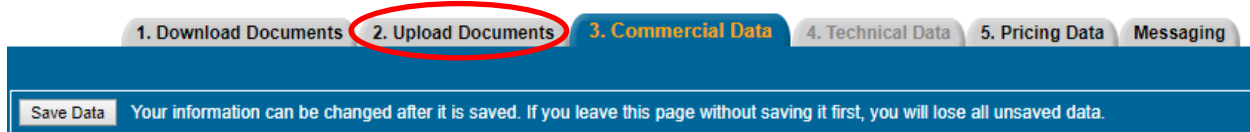
To upload your documents, click “2” on your Dashboard, or on the **2. Upload Documents** tab from within the event.



- Do not upload any files to the Pre-Bid tab.
- To upload a document to the Bid tab:
 1. Specify a **Document Type** (Reference ID can be left blank).
 2. Click **Choose File**, navigate to and select the document, and then click Open; multiple files can also be compressed into one .zip file for upload.
 3. Click **Submit Document**.

Datasheets

Datasheets ([3. Commercial Data](#), [4. Technical Data](#), and [5. Pricing Data](#)) will not be used in this RFP event. All Proposal information will be uploaded for submission through the 2. Upload Documents tab above. Buttons/tabs are grayed out (e.g., 4) if the event is not using a particular type of datasheet.

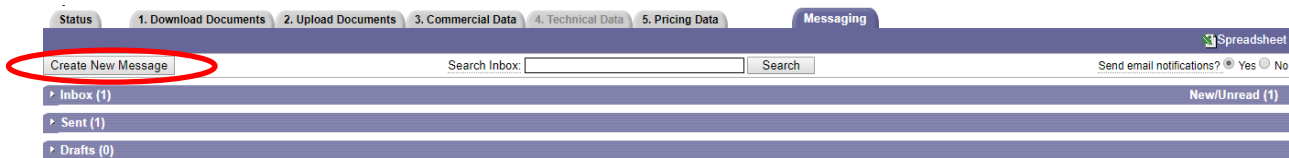


Communicating with the Bid Event Coordinator-/Company Contact

Suppliers should use [the PowerAdvocate Messaging tool](#) [Email](#) to contact the Bid Event Coordinator (BEC) [Company Contact](#) while the bid event is open.

In these CBRE RFPs, PowerAdvocate Messaging

~~To send a message to the BEC, go to the **Messaging** tab and click **Create New Message**. To read or reply to a message from the BEC, click the message subject.~~



- ~~• You can send messages to the BEC and Buyer Team~~
- ~~• The Independent Observer can view all messages in the bid event.~~
- ~~• You can receive external e-mail notification of new PowerAdvocate messages by selecting “Yes” to “Send email notifications?” in the Messaging tab will not be used.~~

Getting More Information

- Click **Help** on the navigation bar to display online help.



- Supplier documentation can be downloaded from the online help system.
- Call PowerAdvocate Support at 857-453-5800 (Mon-Fri, 8 a.m. to 8 p.m. Eastern Time) or e-mail support@poweradvocate.com.

DRAFT

REQUEST FOR PROPOSALS

FOR

VARIABLE RENEWABLE DISPATCHABLE GENERATION

PAIRED WITH ENERGY STORAGE

AND

COMMUNITY-BASED RENEWABLE ENERGY


ISLAND OF LĀNA‘Ī

~~JULY 9~~SEPTEMBER 8, 2020

Docket No. 2015-0389

*Appendix H – Interconnection Facilities and
Cost Information*

Maui Electric
APPENDIX H - INTERCONNECTION FACILITIES AND COST INFORMATION



**Maui
Electric**

Tariff Rule No. 19, approved by the PUC, establishes provisions for Interconnection and Transmission Upgrades (see [Appendix I](#)). The tariff provisions are intended to simplify the rules regarding who pays for, installs, owns, and operates interconnection facilities in the context of competitive bidding. Unless otherwise specified in this RFP, Tariff Rule No. 19 will be utilized as the basis for addressing interconnection and transmission upgrades for any projects developed through this RFP. Proposers will comply with the terms and conditions as specified therein.

To assist Proposers in assessing the impacts of location on potential projects, the per unit cost figures provided in the tables below are to be used to provide an approximate estimated cost for interconnecting, including communications and distribution line cost to the existing Lānaʻi Electric System. The per-unit cost figures below should not be used to create a detailed project estimate. A detailed project estimate typically requires a certain level of engineering to assess project site conditions and to factor in other parameters specific to the project.

The Proposer should identify the components assumed for their project and the quantity assumed for each. Each table below provides notes on the assumptions for each of the unit cost estimates. If a Proposer’s project requirements are different than what is assumed in the notes, the Proposer should identify each difference and provide an estimated additional cost or savings resulting from those different requirements.

2.1 Distribution Line Costs

Component	Description	Approximate Cost per Mile
1	New 12kV Overhead line (accessible 250' spans)	\$800 <u>1,020</u> ,000
2	12 kV Underground line <u>12 kV underbuild on existing line (accessible 250' spans)</u> New	\$3,500 <u>735</u> ,000
3	12 kV underbuild on existing line (accessible <u>inaccessible</u> 250' spans, for station service)	[\$To be updated prior to issuance of final RFP] <u>\$1,292,000</u>

Maui Electric
APPENDIX H - INTERCONNECTION FACILITIES AND COST INFORMATION

4	<u>New 12kV Underground line</u> 12 kV underbuild on existing line (inaccessible spans, for station service)	[\$To be updated prior to issuance of final RFP]\$1,369,000
5	Padmount service 500 kVA transformer (for station service)	[\$To be updated prior to issuance of final RFP]\$89,000
6	PME9 and PME3 switches for 1-ph and 3-ph transformers	[\$To be updated prior to issuance of final RFP]\$307,000

Notes:

~~1. New 12kV Overhead line (accessible) consists of 45' height wood poles (39' above / 6' below grade).~~

1. Component 1 assumes wood pole construction.

2. Components 2 ~~based on~~ and 3 assume no poles need to be replaced.

2.3. Component 4 assumes one set of 1000 KCM AL 15kV (600A) cable ~~includes~~ but does NOT include duct bank and MH ~~installation~~ construction.

3.4. Exclusions to these rough costs are as follows but not limited to the following, Proposers should conduct their own due diligence for these costs:

- a. Development of the PUC application/proceedings timeline
- b. State or County right-of-way permitting and SMA
- c. Environmental studies cost
- d. Survey of proposed line extension route
- e. Easement/land issues if discovered in the course of final design
- f. Archaeological survey and monitoring cost/duration (if needed)
- g. Clearing/grading along power line corridor and access road
- h. Final design adjustments required to negotiate terrain, physical landmarks, existing utilities and access
- i. Construction of permanent roadways/truck access
- j. Helicopter services
- k. Traffic control
- l. Removals (Maui Electric & Hawaiian Telcom as applicable)
- m. Salvage and depreciation credits
- n. Street lights
- o. Delays due to weather and material acquisitions

Maui Electric
APPENDIX H - INTERCONNECTION FACILITIES AND COST INFORMATION

p. Civil infrastructure (duct bank, MH, equipment pads, etc.) construction

4.5. All estimates are provided in ~~2020~~2022 dollars.

6. The customer shall be responsible to confirm if independent station power is required. Meter requirements should be discussed with Maui Electric during the customer’s design stage. Station power shall emanate from an existing 12kV distribution line to the customer’s point of connection, either by overhead utility poles or underground line extension. For underground line extensions, the customer shall be responsible for installing and maintaining the infrastructure consisting of, but not limited to, concrete encased ducts, manholes/handholes, transformer and switchgear pads, and meter equipment.

2.2 Miki Basin Interconnection Costs

2.2.1 Substation 12kV Interconnection Costs VARIABLE Projects

Component	Description	Approximate Cost
1	2 – 12kV switchgear additions (Maui Electric)	\$1,200,000

Notes:

1. Please refer to Attachment 1 of this Appendix H for a single line diagram depicting the required interconnection to the Company’s Miki Basin substation.
2. Conceptual Design is not intended to cover all interconnection requirements. Final interconnection design will be subject to the results of the IRS.
3. Substation land has been graded per Maui Electric’s civil and structural requirements. No costs for excavation and fill are included in the estimates.
4. Permits are not included in indicated costs.
5. Costs are in 2020 dollars.
6. Estimate does not contain any of the following costs:
 - a. Telecommunication infrastructure
 - b. Relay coordination study
 - c. Land cost
 - d. Environmental Assessment/Environmental Impact Statement
 - e. Project management
 - f. Any required upgrades to existing substations to integrate the new generating facility into the system.
7. Substation relay protection requirements have not been identified, so costs are based upon typical line protection relaying requirements.
8. Local SCADA equipment are included in cost estimates.
9. The estimate is for addition of Miki Basin switchgear, which does not contain any cost for the conceptual design for RFP interconnection.
10. The estimate does not contain any line extension cost.

Mauui Electric

APPENDIX H - INTERCONNECTION FACILITIES AND COST INFORMATION

11. The largest unit size shall be limited to 2.5MW net export.

2.3 Telecommunications

~~1. Point-to-point microwave—\$1,162,000 with the following assumptions:~~

All projects that require telecommunications will require facilities to store the communications equipment. An example for a communications cabinet is provided but other alternatives can be available upon request. The communications equipment will require a communications channel. Some of the communication channel options include microwave, fiber, lease line, or licensed radio. The number of communication circuits (primary/backup) and type of communication circuits required will vary depending on the type/size of the project.

1. Microwave Equipment

a. Point-To-Point Microwave: \$684,117 with the following assumptions:

- a.i. There is radio line-of-sight clearance between the communications communication endpoints.
 - b.ii. FCC licensed microwave frequencies Microwave Frequencies are available.
 - e.iii. There are existing structures/buildings and available with space available on either end both ends to house the radio equipment.
 - d.iv. Telecommunications grounding standards are up-to-date at both sites.
 - e.v. 48V48 V DC power with 12-hour battery backup is available. (Note, however, that the cost for such power and backup is not included in the estimate above.)
 - f.vi. This estimate does not include any special site-specific permit/approval activities that may be required including, but not limited to, Neighborhood Board (s), Conservation District Use Application, Environmental Assessment, Shoreline Management Area approval, biological (endangered species or habitat) surveys, and/or cultural (archeological) surveys or the cost of any migration required for approvals to be granted.
 - g.vii. Space is available at both ends to locate construct antenna towers/ or structures at both ends. Meets that are rated to survive a Saffir-Simpson category 54 hurricane wind loading.
 - h.viii. Intereconnection Cost to Mauui interconnect to Hawaiian Electric's existing communications network is not included.
 - ix. Costs are in 2022 dollars.
- b. 50 Foot Microwave Tower: \$591,021 with the following assumptions:
- i. Telecommunications grounding standards are up-to-date.
 - ii. This estimate does not include any special site-specific permit/approval activities that may be required including, but not limited to, Neighborhood Board (s), Conservation District Use Application, Environmental Assessment,

Maui Electric

APPENDIX H - INTERCONNECTION FACILITIES AND COST INFORMATION

- Shoreline Management Area approval, biological (endangered species or habitat) surveys, and/or cultural (archeological) surveys or the cost of any migration required for approvals to be granted.
- iii. Costs are in 2022 dollars.
- c. 100 Foot Microwave Tower: \$858,563 with the following assumptions:
- i. Telecommunications grounding standards are up-to-date.
- ii. This estimate does not include any special site-specific permit/approval activities that may be required including, but not limited to, Neighborhood Board (s), Conservation District Use Application, Environmental Assessment, Shoreline Management Area approval, biological (endangered species or habitat) surveys, and/or cultural (archeological) surveys or the cost of any migration required for approvals to be granted.
- iii. Costs are in 2022 dollars.
2. Fiber with overbuild and new construction – \$269456,000 per mile with the following assumptions:
- a. Accessible 250' average spans.
- ~~a-b.~~ The poles are in good condition and do not need replacing.
- ~~b-c.~~ The poles are not overloaded.
- d. The poles and the attachments are in accordance with NESC 2002 and no work is required to upgrade the poles to current standards.
3. Leased Line: Cost will be the responsibility of the developer and to be negotiated with the lease provider.
- a. Communication circuit requirements will be based on applications needed for the project.
- b. Company can provide communication circuit interconnection requirements and assist with order review as needed.
4. Communications Cabinet: \$207,365 with the following assumptions:
- a. Cabinet used to support company equipment and capable of providing communications circuit for SCADA
- b. Communications cabinet does not include fiber, microwave, or lease circuits.
- i. Customer to work directly with lease provider if a lease line circuit is needed.
- ii. Check with company to understand the current lease requirements.
- c. Customer will provide all conduits, PAD, handholes, AC Power, grounding as required per company standards.
- d. Cost are in 2022 dollars.
5. Licensed 900 MHz Radio: \$143,626 with the following assumptions:
- a. This cost will be in addition to the Communication Cabinet cost. The radio equipment will be installed within the Communication Cabinet.
- b. There is radio line-of-sight clearance between the communication endpoints.

Maui Electric

APPENDIX H - INTERCONNECTION FACILITIES AND COST INFORMATION

- c. FCC licensed 900Mhz Frequencies is available.
- d. There is an existing structure/building with space available on the company side to mount the antenna equipment and house the radio equipment.
- e. The customer will install a structure to mount the antenna equipment on the customers side.
 - i. Customer will provide any conduit required between the Communications Cabinet and antenna mount structure.
- f. The cost includes 2 each antenna equipment to create a radio link.
- g. Cost are in 2022 dollars.
- e-

2.4 Security System

2.4.1 Proposals for interconnection via a new substation on a 12 kV network circuit

1. Equipment/Electronics for security – \$350,000 with the following assumptions:
 - a. Civil facilities associated with security (e.g., site fencing, conduits for security systems) for the new 12 kV substation, costs are included under Item 2.2.1.1 above.
 - b. Systems incorporated will be equivalent to the Tier 1 requirements identified in the table below for Company facilities.
 - c. Costs are in 2020 dollars.

2.4.2 Proposals for interconnection via a new substation on a 12 kV radial circuit

1. Equipment/Electronics for security – \$350,000 with the following assumptions:
 - a. Civil facilities associated with security (e.g., site fencing, conduits for security systems) for the new 12 kV substation, costs are included under Item 2.2.2.1 above.
 - b. Systems incorporated will be equivalent to the Tier 1 requirements identified in the table below for Company facilities.
 - c. Costs are in 2020 dollars.

2.4.3 The developer shall be responsible to incorporate security components and systems for **their facilities** that consider the Security Guidelines for the Electricity Sector (CIP-014-2): Physical Security, as published by the North American Electric Reliability Corporation (NERC) and that at a minimum adhere to Company’s performance requirements outlined in Company’s Physical Security Strategy for the following four security concepts.

- **Deter:** Deploy visible physical security measures to encourage individuals to seek other, less secure targets.

Maui Electric

APPENDIX H - INTERCONNECTION FACILITIES AND COST INFORMATION

- **Detect:** Utilize state of the art physical security technologies to detect unauthorized intrusion and provide real-time alerts to monitoring personnel. Detection to include 24/7 monitoring personnel.
- **Delay:** Deploy multiple physical security countermeasures to delay an intruder's access to assets and provide time for incident assessment and appropriate response.
- **Respond:** Take immediate measures to assess, interrupt, and/or respond to the incident, including notification to Company and the use of contracted patrol personnel and/or the involvement of law enforcement assets to apprehend an intruder.

The Company's Physical Security Strategy is available upon request after execution of an NDA with the Company.

Maui Electric

APPENDIX H - INTERCONNECTION FACILITIES AND COST INFORMATION

Based on the Facility size requested through this RFP, the Facility will need to meet Tier One security requirements. These requirements will be subject to final review during the design and engineering phase. Additional information is available upon request after execution of an NDA with the Company.

Type of Facility	Tier One High Criticality	Tier Two Medium Criticality	Tier Three Lower Criticality
Substation	<ul style="list-style-type: none"> • FLIR or Similar camera perimeter monitoring. • Secondary perimeter intrusion detection system. • Interior Video monitoring system with motion detection. • Gunfire detection/IP intercom public address system. • Electronic card access system for control & microwave houses. • Standard 8' high security fence with 3-strand barbed wire V-top. • Interior mounted 4' high cattle fencing. • LED perimeter lighting. • All gates will be secured using a proprietary padlock system. 	<ul style="list-style-type: none"> • Video monitoring system with motion detection. • Card access on control and microwave houses. • Standard 8' high security fence with 3-strand barbed wire V-top. • Interior mounted 4' high cattle fencing. • All gates will be secured using a proprietary padlock system. 	<ul style="list-style-type: none"> • Standard 8' high security fence with 3-strand barbed wire V-top. • Interior mounted 4' high cattle fencing. • All gates will be secured using a proprietary padlock system.

EXHIBIT 25

Redline of
Maui/Hawaii Mid-Tier Standard Form Contract (PV)



**Maui
Electric**



**Maui
Electric**

DRAFT

CBRE Phase 2

MID-TIER STANDARD FORM CONTRACT / MID-TIER

for

***Renewable Dispatchable Generation
(PV + BESS)***

July 9 ~~September 8~~, 2020 Version

This ~~document~~contract assumes that the proposed generation facility will be paired with a battery energy storage system ("BESS"), and therefore, contains terms and conditions with respect to the BESS. If a generation only proposal is selected for the CBRE Mid-Tier Project RFP's final award group, the BESS specific provisions will be removed ~~for the CBRE Phase 2 RDG PPA SFC~~from this Contract for such project proposal.

Attachment A	Schedule Of Defined Terms
Attachment B	Company Payments for Energy, Dispatchability and Availability of Bess
Attachment C	Required Performance Metrics; Liquidated Damages
Attachment D	Calculation and Adjustment of Net Energy Potential
Attachment E	Monthly Reporting and Dispute Resolution by Independent AF Evaluator
Attachment F	Facility Owned by Subscriber Organization
Exhibit F-1	Description of Generation and Battery Storage Facilities
Exhibit F-2	Consultants List
Exhibit F-3	Modeling Requirements
Exhibit F-4	Generator and Energy Storage Capability Curve(S)
Exhibit F-5	Single-Line Drawing and Interface Block Diagram
Exhibit F-6	Relay List and Trip Scheme
Exhibit F-7	Control System Acceptance Test Criteria
	Control System Acceptance Test Criteria
Attachment G	Company-Owned Interconnection Facilities
Exhibit G-1	Form of Letter of Credit
Attachment H	BESS Requirements
Section 1	BESS Test
Section 2	BESS Annual Equivalent Availability Factor
Section 3	BESS Annual Equivalent Forced Outage Factor
Attachment I	Facility's CBRE Program

NOTE: THIS CONTRACT IS FOR PROJECTS THAT ARE AC-COUPLED. APPROPRIATE CHANGES WILL BE MADE FOR PROJECTS THAT ARE DC-COUPLED.

MID-TIER STANDARD FORM CONTRACT FOR
HAWAI'I COMMUNITY BASED FOR
RENEWABLE ENERGY—DISPATCHABLE GENERATION PHASE TWO

†

THIS MID-TIER CBRE

THIS STANDARD FORM CONTRACT FOR HAWAI'I COMMUNITY BASED RENEWABLE ENERGY—DISPATCHABLE GENERATION PHASE TWO (“Contract”) is entered into as of _____, 20__ (the “Effective Date”), by [~~Hawaiian Electric Company, Inc.~~, Maui Electric Company, Ltd., Hawai'i Electric Light Company, Inc.], a Hawai'i corporation (“Company”) and _____ (“Subscriber Organization”). Together, the Company and Subscriber Organization are the “Parties” and may singularly each be referred to as a “Party”.

RECITALS

WHEREAS, Company is an operating electric public utility engaged in the generation, transmission, distribution, storage, regulation, or physical control of electricity (“Company System”) on the Island of [Hawai'i, ~~Moloka'i~~, Maui, ~~O'ahu~~], subject to the Hawai'i Public Utilities Law (Hawai'i Revised Statutes, Chapter 269) and the rules and regulations of the Hawai'i Public Utilities Commission (“PUC” or the “Commission”); and

WHEREAS, the Company System is operated as an independent power grid and must both maximize system reliability for its customers by ensuring that sufficient generation is available that meets the Company's requirements for voltage stability, frequency stability, and reliability standards; and

WHEREAS, Company desires to minimize fluctuations in its purchased energy costs by acquiring renewable dispatchable generation at a fixed Unit Price; and

WHEREAS, Subscriber Organization understands the need to use all commercially reasonable efforts to maximize the overall reliability of the Company System; and

WHEREAS, Subscriber Organization is an “approved “Subscriber Organization,” as defined in” for Phase 2 of the Company's State of Hawai'i Community-Based Renewable Energy (“CBRE”) Program ~~Phase 2 Tariff (“CBRE Tariff”)~~, and desires to construct and operate a dispatchable generation renewable energy system (“CBRE Facility” or “Facility”) that is classified as an eligible resource under Hawai'i's Renewable Portfolio Standards Statute (codified as Hawai'i Revised Statutes (HRS) 269-91 through 269-95) and qualifies for the CBRE Program together with a safe, reliable and operationally flexible battery energy storage system (“BESS”) so as to provide the Company System with those benefits and services associated with renewable energy generation and energy storage services, as defined herein; and

WHEREAS, this Contract applies to CBRE Facilities which provide ~~greater than at least~~ 250 kW ~~and but~~ less than 2.5 MW ~~{5 MW for O'ahu}~~ of renewable dispatchable generation and is entered into in accordance with the terms and conditions contained herein, the CBRE Tariff and ~~Company Tariff~~ Rule 14, Paragraph H (Interconnection of Distributed Generating Facilities Operating in Parallel With The Company's Electric System) (“Rule 14H”); and

WHEREAS, the Parties agree to allow Subscriber Organization to interconnect and operate the CBRE Facility in parallel with the Company System so long as all applicable requirements and conditions of this Contract, the CBRE Tariff and Rule 14H have been satisfied; and

WHEREAS, the PV System to be developed by the Subscriber Organization will be ~~an established or a~~ planned electrical energy generation system with a nameplate capacity of _____ kilowatts of alternating current (AC) ("PV System"); and

WHEREAS, the BESS to be installed by the Subscriber Organization will be an electrical energy battery storage system with a nameplate capacity in kilowatts of _____ and in kilowatt-hours [kWh] of _____; and

WHEREAS, the CBRE Facility will be installed and operated on property located at _____, Island of _____, State of Hawai'i and more fully described in Attachment F (~~CBRE~~ Facility Owned by Subscriber Organization), Exhibit F-1 (Description of Generation and Battery Storage Facilities) to the Contract; and

WHEREAS, Subscriber Organization desires to sell to Company, and Company agrees to purchase, subject to the terms and conditions set forth herein, (i) the Actual Output produced by the Facility and delivered to the Point of Interconnection; (ii) the availability of the BESS; and (iii) the availability of the Facility's Net Energy Potential for Company Dispatch in accordance with this Contract;

NOW, THEREFORE, in consideration of the premises and the respective promises herein, Company and Subscriber Organization hereby agree as follows:

AGREEMENT

1. ~~1.~~ **DEFINITIONS.** Capitalized terms in this Contract shall have the meanings set forth in the Schedule of Defined Terms in Attachment A hereto.
2. ~~2.~~ **PARALLEL OPERATION.** Company agrees to allow Subscriber Organization to interconnect and operate the Facility to provide renewable dispatchable generation and energy in parallel with the Company System; provided, however, that such interconnection and operation shall not: (i) adversely affect Company's property or the operations of its customers and customers' property; (ii) present safety hazards to the Company System, Company's property or employees or Company's customers or the customers' property or employees; or (iii) otherwise fail to comply with this Contract. Such parallel operation shall be contingent upon the satisfactory completion, as determined solely by Company, of the Acceptance Test and, to the extent applicable, the Control System Acceptance Test, in accordance with Good Engineering and Operating Practices.
3. ~~3.~~ **TERM.**
 - A. ~~A.~~ The Term of this Contract shall begin when signed by the Parties and end twenty (20) years after the Commercial Operations Date unless otherwise provided for in this Contract.
 - B. ~~B.~~ This Contract shall continue in full force and effect as set forth above, until the earliest date that one of the following events occurs:
 1. ~~1.~~ The Parties agree in writing to terminate the Contract; or
 2. ~~2. Subscriber Organization elects, by written notice to the Company, to terminate this~~ The Contract at any time prior to completion is declared null and void pursuant to the terms of the final acceptance testing of the CBRE Facility by the Company. Section 3.E (Contract Null and Void). Upon receipt of such notice, the ~~Company~~ Parties shall take reasonable steps to minimize additional costs to the ~~Subscriber Organization~~ other Party, where reasonably possible; or
 3. ~~3. Company may terminate this Contract after thirty (30) days written notice to the Subscriber Organization~~ The Contract is terminated under Section 10.I.4 (Project Completion) if Subscriber Organization fails to interconnect and operate the CBRE Facility pursuant to the terms of this Contract-
or:
 4. ~~4.~~ The Contract is terminated pursuant to an Event of Default under the Contract.

- C. Interconnection Requirements Study. If this Contract is executed prior to completion of the Interconnection Requirements Study, then following the completion of the IRS:
1. The Parties shall, no later than the IRS Amendment Deadline, execute a formal amendment to this Contract substituting new versions of appropriate attachments to this Contract, including but not limited to, Attachment F (Facility Owned by Subscriber Organization) and Exhibits attached thereto, Attachment G (Company-Owned Interconnection Facilities) (the "IRS Amendment") solely to reflect the results of the IRS. If the IRS Amendment is not executed by the IRS Amendment Deadline, either Party may, by written notice delivered to the other Party, declare this Contract null and void.
 2. If Subscriber Organization is dissatisfied with the results of the IRS, Subscriber Organization shall have the option, by written notice delivered to Company no later than the IRS Termination Deadline, to declare the Contract null and void.
- D. Prior to IRS Amendment Deadline. Company may, by written notice delivered prior to the IRS Amendment Deadline, declare the Contract null and void if any one or more of the following conditions applies:
1. Subscriber Organization implements a material change to the Facility without following the requirements of Section 5(g) of Attachment F-1 (Description of Generation and Battery Storage Facilities).
 2. Subscriber Organization, subsequent to making any payment to Company required under Attachment G (Company-Owned Interconnection Facilities), or subsequent to making the payment to Company to pay for the IRS under the IRS Amendment(s), requests in writing that Company stop or otherwise delay the performance of the work for which Company received such payment.
 3. The IRS Letter Agreement(s) is/are terminated pursuant to the terms thereof prior to the completion of the IRS.
- E. Contract Null and Void. If the Contract is declared null and void pursuant to Section 3.C (Interconnection Requirements Study), Section 3.D (Prior to IRS Amendment Deadline), or Section 1(d) (NEP IE Estimate, Liquidated Damages and Subscriber Organization's Null and Void Right) of said Attachment D (Calculation and Adjustment of Net Energy Potential) (the "Null and Void Rights"), the Parties hereto shall thereafter be free of all obligations hereunder except as set forth in this Section 3.E (Contract Null and Void) and Section 11.F.2 (Return of Development Period Security), and shall pursue no further remedies against one another. A declaration that this Contract is null and void pursuant to the Null and Void Rights, shall not affect the following provisions, which shall remain in full force and effect: Section 26.A (Disconnection and Survival of Obligations), Section 26.L (Survival), this Section 3.E (Contract Null and Void), Section 8.F.2 (Confidentiality), Section 17 (Dispute Resolution), such provisions of Section 26 (Miscellaneous) which, by their terms, should survive termination of this Contract and Section 7 (Land Restoration) of Attachment G (Company-Owned Interconnection Facilities).
- F. Termination Rights. Notwithstanding any of the foregoing, the right of Company to terminate the Contract at any time upon the occurrence of any Event of Default described in Section 13 (Events of Default) shall remain in full force and effect.

4. BILLING AND PAYMENT PROVISIONS.

- A. ~~A.~~ Purchase and Sale of Renewable Energy, Dispatchability of CBRE Facility and Availability of the BESS. Subject to the other provisions of this Contract, Company shall, through a combination of Bill Credits allocated among CBRE Facility Subscribers and payments to Subscriber Organization, pay for: (i) the Actual Output produced by the CBRE Facility and delivered to the Point of Interconnection in response to Company Dispatch of the CBRE Facility; (ii) the availability of the CBRE Facility's Net Energy Potential for Company Dispatch in accordance with this Contract; and (iii) the availability of the BESS. Included in such purchase are all of the Environmental Credits associated with the renewable energy. Company will not reimburse Subscriber Organization for any taxes or fees imposed on Subscriber Organization including, but not limited to, State of Hawai'i general excise tax.
- B. ~~B.~~ Lump Sum Payment. Commencing on the Commercial Operations Date, Company shall pay a monthly lump sum payment (~~("Lump Sum Payment");~~), to be apportioned between Subscribed and Unsubscribed RDG, as provided in Section 2. (Lump Sum Payment for Purchase of Dispatchability) of

~~Attachment B to this Contract~~ (Company Payments for Energy, Dispatchability and Availability of BESS) to this Contract. As more fully set forth in Section 3. (Calculation of Lump Sum Payment) of Attachment B, the monthly Lump Sum Payment shall be calculated and adjusted to reflect changes in the estimate of the CBRE Facility's Net Energy Potential as such estimate is revised from time to time as more fully set forth in Attachment D (Calculation and Adjustment of Net Energy Potential) to this Contract. For purposes of calculating the monthly Lump Sum Payment, the monthly Lump Sum Payment shall be adjusted downward to account for the time the REP System(s) are not available for Company Dispatch because of a Force Majeure condition (i) at the CBRE Facility, whether the PV System, the BESS or both, or (ii) that otherwise delays or prevents the Subscriber Organization from making the PV System(s) in question available for Company Dispatch, as more fully set forth in Section 3.iv (Calculation of D (Lump Sum Payment Pro-Rata Adjustments)) of Attachment B (Company Payments for Energy, Dispatchability and Availability of BESS) to this Contract.

- C. ~~C.~~ Assurance of Capability of CBRE Facility to Deliver Net Energy Potential and Availability of BESS. In order to provide Company with reasonable assurance that, subject to the Renewable Resource Variability, the CBRE Facility's Net Energy Potential will be available for Company Dispatch: (i) the REP System Equivalent Availability Factor Performance Metric shall be used to evaluate the availability of the REP System for dispatch by Company; (ii) the Guaranteed Performance Ratio ("GPR") Performance Metric shall be used to evaluate the efficiency of the REP System; (iii) the BESS Capacity Performance Metric shall be used to confirm the capability of the BESS to discharge continuously for six (6) hours at Maximum Rated Output or to discharge continuously for a total energy (MWh) equal to the BESS Contract Capacity if the test is conducted at less than Maximum Rated Output; (iv) the BESS EAF Performance Metric shall be used to determine whether the BESS is meeting its expected availability; ~~and~~ (v) the BESS EFOF Performance Metric shall be used to evaluate whether the BESS is experiencing excessive unplanned outages; and (vi) the RTE Performance Metric shall be used to evaluate the storage efficiency of the BESS. Whenever the REP System potential output is in excess of the Company Dispatch, the excess energy from the REP System shall be used to maximize the BESS State of Charge so long as this does not conflict with the operating parameters of the BESS set forth in Section 9(d) (Battery Energy Storage System) of Attachment F (CBRE Facility Owned by Subscriber Organization) to this Contract. Subscriber Organization shall design, operate and maintain the CBRE Facility in a manner consistent with the standard of care reasonably expected of an experienced owner/operator with the desire and financial resources necessary to design, operate and maintain the CBRE Facility to achieve the Performance Metrics. The foregoing is without limitation to Subscriber Organization's other obligations under this Contract, including the obligation to operate the CBRE Facility in accordance with Good Engineering and Operating Practices. The Performance Metrics are set forth in Attachment C (Required Performance Metrics; Liquidated Damages ~~for Failure to Achieve Performance Metrics~~) of this Contract and shall be interpreted consistent with the North American Electric Reliability Corporation Generating Availability Data System ("NERC GADS") Data Reporting Instructions. In the event of a conflict between NERC GADS and the terms of this Contract, the terms of this Contract will control.
- D. ~~D.~~ No Payments Prior to Commercial Operations Date. CBRE Facilities shall be subject to an Acceptance Test and a Control System Acceptance Test prior to initial parallel operation. Company may accept test energy delivered by Subscriber Organization as provided in Section 6. (Test Energy) of Attachment B (Company Payments for Energy, Dispatchability and Availability of BESS) to this Contract. The procedures for such tests will be provided to Subscriber Organization by the Company prior to executing this Contract. Company shall not compensate Subscriber Organization for such test energy.
- E. ~~E.~~ Sale of Energy to Third Parties. Subscriber Organization shall not sell the renewable energy produced, stored or associated with the CBRE Facility, to any person or entity other than the Company during the Term of this Contract.
- F. ~~F.~~ Subscriber Organization's Preparation of the Monthly Invoice. By the tenth (10th) Business Day of each calendar month, Subscriber Organization shall submit to Company an invoice that separately states the

following for the preceding calendar month: (i) the Actual Output during the preceding calendar month; (ii) the monthly Lump Sum Payment for the preceding calendar month; (iii) a computation, based on the updated Monthly Subscriber Information for such preceding calendar month as provided pursuant to Section 4. (Updating Monthly Subscriber Information Used to Calculate Bill Credits and Other Matters) of Attachment B (Company Payments for Energy, Dispatchability and Availability of BESS) to this Contract, of each Subscriber's Subscriber Allocation for the preceding month stated as a percentage of Contract Capacity; (iv) the Unsubscribed RDG for the preceding calendar month stated as a percentage of Contract Capacity; (v) a computation, based on each Subscriber's Subscriber Allocation, of the dollar amount of the Bill Credit to which each Subscriber is entitled for the monthly Lump Sum Payment for the preceding calendar month; (vi) the dollar amount owing to Subscriber Organization for its share of the monthly Lump Sum Payment for the preceding calendar month; and (vii) as a credit against the amount owing to the Subscriber Organization, the amounts payable by Subscriber Organization under Section 8.D (Subscriber Organization Payments) of this Contract and any other applicable Subscriber Organization Fees as set forth in Section 8.C (Subscriber Organization Fees) to this Contract. Fees) of this Contract. The dollar amount payable to the Subscriber Organization shall be subject to adjustment as provided in Section 5. (Adjusting Payment to Subscriber Organization; Liquidated Damages) of Attachment B (Company Payments for Energy, Dispatchability and Availability of BESS) to this Contract.

G. ~~G.~~ Payment Procedures.

1. ~~1.~~ Payments to Subscriber Organization. By the twentieth (20th) Business Day of each calendar month following the month during which the invoice was submitted (i.e., by the twentieth (20th) Business Day of the second calendar month following the calendar month covered by the invoice in question), ~~no~~ and not later than the last Business Day of that month if there are less than twenty (20) Business Days in that month), ~~the~~ Company shall, make payment to Subscriber Organization of the amount payable for the Unsubscribed RDG shown on such invoice, or provide to Subscriber Organization an itemized statement of its objections to all or any portion of such invoice and pay Subscriber Organization its share of any undisputed amount. Any such payment to the Subscriber Organization shall be subject to adjustment as provided in Section 5. (Adjusting Payment to Subscriber Organization; Liquidated Damages) of Attachment B (Company Payments for Energy, Dispatchability and Availability of BESS) to this Contract, and shall also be subject to Company's right to set-off liquidated damages as provided in Attachment C, Section 7.8. (Payment of Liquidated Damages for Failure to Achieve Performance Metrics; Limitation on Liquidated Damages) of Attachment C (Required Performance Metrics; Liquidated Damages) to this Contract.
2. ~~2.~~ Time Extensions. Notwithstanding the foregoing, the Day by which the Company shall make payment to Subscriber Organization hereunder shall be increased by one (1) Day for each Day that Subscriber Organization is delinquent in providing to the Company either: (i) the Monthly Report for the calendar month in question pursuant to Section 1. (Monthly Report) of Attachment E (Monthly Reporting and Dispute Resolution by Independent AF Evaluator) to this Contract; or (ii) the information required under Section 4.F (Subscriber Organization's Preparation of the Monthly Invoice) of this Contract.

H. ~~H.~~ Bill Credits.

1. ~~1.~~ The sole means of payment for each Subscriber Allocation for the calendar month covered by the invoice shall be by a Bill Credit on such Subscriber's retail electric bill. The Bill Credit shall be calculated on the undisputed amount of Subscriber Organization's invoice pursuant to Attachment B as set forth in Section 4.F. (Subscriber Organization's Preparation of the Monthly Invoice) of this Contract. Because not all of Company's customers have the same billing cycle, the timing of the appearance of the Bill Credit will vary with the Subscriber's billing cycle, but Company shall cause the Bill Credit to appear on each Subscriber's retail electric bill no later than the next billing cycle for such Subscriber following the due date for Company's payment to Subscriber Organization for the Unsubscribed RDG on the corresponding invoice. The calendar month upon which the Bill Credit is based shall not necessarily match the billing period for the retail electric service bill in which the Bill Credit is applied.

2. ~~2.~~—For purposes of applying the Bill Credit to each Subscriber's retail electric bill, the Company shall be entitled to rely exclusively on the Monthly Subscription Information as timely entered by the Subscriber Organization via the CBRE Online Portal as set forth in Section 4. (Updating Monthly Subscriber Information Used to Calculate Bill Credits and Other Matters) of Attachment B (Company Payments for Energy, Dispatchability and Availability of BESS) to this Contract.
 3. ~~3.~~—If there is a breach, error or changed circumstances resulting in some portion of the monthly Lump Sum Payment being assigned to a Subscriber in excess of such Subscriber's allowable Subscriber Allocation under the CBRE Tariff, then the Company may treat this excess as an "overpayment" of the Subscriber Allocation and reduce the Bill Credit(s) to such Subscriber for the following calendar month for overpayment in proportion to the excess allocation received in error. Payment to the Subscriber Organization for such Unsubscribed RDG shall only occur if no corresponding Bill Credit is made to a Subscriber, or if already allocated, if such allocation is corrected and withdrawn from such Subscriber. The intent of the Parties is to ensure that no production from the CBRE Facility is double-counted to any Subscriber and/or Subscriber Organization.
- I. ~~I.~~—Late Payments. Notwithstanding all or any portion of such invoice in dispute, and subject to the provisions of Section 7(A)(iii) of Attachment C8. (Payment of Liquidated Damages for Failure to Achieve Performance Metrics; Limitation on Liquidated Damage) of Attachment C (Required Performance Metrics; Liquidated Damages) to this Contract (to the extent applicable), interest shall accrue on any invoiced amount that remains unpaid following the twentieth (20th) Business Day of each calendar month (or the last Business Day of that month if there are less than twenty Business Days in that month), or following the due date for such payment if extended pursuant to Section 4.G (Payment Procedures); 2. (Time Extensions) to this Contract. at the average daily Prime Rate for the period commencing on the Day following the Day such payment is due until the invoiced amounts (or amounts due to Subscriber Organization if determined to be less than the invoiced amounts) are paid in full. Partial payments shall be applied first to outstanding interest and then to outstanding invoice amounts.
 - J. ~~J.~~—Adjustments to Invoices after Payment. In the event adjustments are required to correct inaccuracies in an invoice after payment, the Party requesting adjustment shall recompute and include in the Party's request the principal amounts due during the period of the inaccuracy together with the amount of interest from the date that such invoice was payable until the date that such recomputed amount is paid at the average daily Prime Rate for the period. The difference between the amount paid and that recomputed for the invoice, along with the allowable amount of interest, shall either be (i) paid to Subscriber Organization or set-off by Company, as appropriate, in the next invoice payment to Subscriber Organization, or (ii) objected to by the Party responsible for such payment within thirty (30) Days following its receipt of such request. If the Party responsible for such payment objects to the request, then the Parties shall work together in good faith to resolve the objection. If the Parties are unable to resolve the objection, the matter shall be resolved pursuant to Section 17. (Dispute Resolution); of the Contract. All claims for adjustments shall be waived for any amounts that were paid or should have been payable more than thirty-six (36) months preceding the date of receipt of any such request.
 - ~~K. —Company's Billing Records. Subscriber Organization, after giving reasonable advance written notice to Company, shall have the right to review all billing, metering and related records necessary to verify the accuracy of payments relating to the Facility during Company's normal working hours on Business Days. Company shall maintain such records for a period of not less than thirty-six (36) months.~~
 - K. ~~L.~~—Limitations Period. All Subscriber Organization claims for adjustments shall be submitted to the Company within three years of the end of the calendar month covered by the invoice on which the adjustment amount in question was invoiced or should have been invoiced. Claims not submitted to the Company by the end of such three-year period shall be deemed to have been waived.
 - L. ~~M.~~—Company's Billing Records. Subscriber Organization, after giving reasonable advance written notice to Company, shall have the right during Company's normal working hours on Business Days to review all

billing, metering and related records necessary to verify the accuracy of the data provided by Company regarding payments and credits.

- M. ~~N.~~ Subscriber Organization Responsibility for Billing Inaccuracies. The correction of any allocation of previously-applied Bill Credits among Subscribers or payments to the Subscriber Organization for Unsubscribed RDG, pertaining to a particular month due to any inaccuracy reflected in such Monthly Subscription Information with regard to a Subscriber's subscription in the CBRE Facility and the beneficial share of (RDG / NEP) exported by the CBRE Facility, or the share of Unsubscribed RDG, shall be the full responsibility of the Subscriber Organization, unless such inaccuracies are shown to have been caused by the Company.

5. ~~5.~~ COMPANY DISPATCH.

- A. ~~A.~~ General. Company shall have the right to dispatch all available real and reactive power delivered from the CBRE Facility to the Company System and to start up and shut down Subscriber Organization's generating units, as it deems appropriate in its reasonable discretion, subject only to Company Dispatch and Subscriber Organization's operations and maintenance schedule determined in accordance with Section 94. (Maintenance Plan of Subscriber Organization-Owned Interconnection Facilities) and Section 10. (Operations Committee and Operating Procedures) to Attachment F- (Facility Owned by Subscriber Organization) to this Contract. Because the CBRE Facility must be available to respond to Company Dispatch, the Facility may not consume any energy generated by the Facility. Company shall not pay for reactive power.
- B. ~~B.~~ Company Dispatch. Dispatch will either be by Subscriber Organization's manual control under the direction of the Company System Operator or by remote computerized control by the EMS provided in Section 1(f.g) (Active Power Control Interface) of Attachment F (Facility Owned by Subscriber Organization-Owned Generating Facility And Interconnection Facilities), to this Contract, in each case at Company's reasonable discretion.
- C. ~~C.~~ Company Rights of Dispatch. Company may require deration or outage in response to the CBRE Facility's failure to comply with Company Dispatch or to any conditions of Subscriber Organization-Attributable Non-Generation. A deration or outage required by Company pursuant to the preceding sentence shall be considered a Planned Deration and shall "count against" Subscriber Organization for the purpose of calculating the PV System Equivalent Availability Factor until the conditions that led to the deration or outage are resolved by Subscriber Organization and Subscriber Organization notifies Company of same. If, after such communication, Company attempts to dispatch the CBRE Facility and determines that such conditions that led to the deration or outage are not resolved, all time from the notice of resolution to actual resolution shall be revised as continuance of the deration or outage. If Subscriber Organization requests confirmation from Company that Subscriber Organization's actions to resolve such conditions that led to the deration or outage were successfully completed, then Company shall use reasonable efforts to respond to such request within three (3) Business Days in writing (with email being acceptable) to allow Subscriber Organization the opportunity to take further appropriate corrective actions if needed. An outage or deration required by Company pursuant to the first sentence of this sub-section shall not be considered a "restriction or limitation that would lower maximum output" of the CBRE Facility for purposes of filtering the 15-minute intervals used to calculate the MPR under Section 2(a.A. (Calculation of Measured Performance Ratio) of Attachment C (Required Performance Metrics; Liquidated Damages) to this Contract and shall, therefore, potentially "count against" Subscriber Organization for purposes of calculating MPR until the conditions that led to such outage or deration are resolved by Subscriber Organization to Company's reasonable satisfaction. Nothing in this sub-section shall relieve Subscriber Organization of its obligation under the terms of this Contract to make available the full capability of the CBRE Facility for Company Dispatch.
- D. ~~D.~~ Monthly Report. Commencing with the month during which the Commercial Operations Date is achieved, and for each calendar month thereafter during the Term, Subscriber Organization shall prepare and provide to Company a Monthly Report by the tenth (10th) Business Day of the following month in accordance with Attachment E (Monthly Reporting and Dispute Resolution by Independent AF Evaluator) to this Contract. Beginning with the Monthly Report for the last calendar month of the initial Contract Year,

Subscriber Organization shall include calculations of, as applicable, (a) the PV System Equivalent Availability Factor for the LD Period, (b) the Measured Performance Ratio for the MPR Assessment Period, (c) any of the BESS Capacity Ratio, the BESS Annual Equivalent Availability Factor ~~or~~, the BESS Equivalent Forced Outage Factor or the RTE Performance Metric for the BESS Measurement Period (if any), as well as (d) any liquidated damages to be assessed, as set forth in the form of Monthly Report ~~set forth~~included in Attachment E (Monthly Reporting and Dispute Resolution by Independent AF Evaluator). All rights and obligations of the Parties with respect to each Monthly Report and any disagreements arising out of any Monthly Report are fully set forth in Attachment E (Monthly Reporting and Dispute Resolution by Independent AF Evaluator) to this Contract.

6. ~~6.~~ **HOUSE POWER.** The Company will sell House Power to the CBRE Facility under the rate schedule in force for the class of customer to which the Subscriber Organization belongs. A separate meter to record energy delivered to the CBRE Facility may be installed by the Company. The Subscriber Organization shall be solely responsible for arranging retail electric service exclusively from the Company in accordance with the Company's Electric Rate Book. The Subscriber Organization shall obtain House Power solely through separately metered retail service and shall not obtain House Power through any other means and waives any regulatory or other legal claim or right to the contrary. Because the Subscriber Organization must make all energy produced by the CBRE Facility available to the Company, the CBRE Facility may not use the energy it generates to be consumed by it. It may not net-out or use energy it generates for House Power. The Parties acknowledge and agree that the performance of their respective obligations with respect to House Power shall be separate from this Contract and shall be interpreted independently of the Parties' respective obligations under this Contract. Notwithstanding any other provision in this Contract, nothing with respect to the arrangements for House Power shall alter or modify the Subscriber Organization's or the Company's rights, duties and obligations under this Contract. This Contract shall not be construed to create any rights between the Subscriber Organization and the Company with respect to the arrangements for House Power.
7. ~~7.~~ **METERING REQUIREMENTS, CHARGES AND TESTING.**
- A. ~~A.~~ Company shall install, operate and maintain for the benefit of the CBRE Facility, ~~one or more~~ revenue metering package(s) suitable for measuring the export of renewable energy (AC) produced by the CBRE Facility in kilowatts and kilowatt-hours on a time-of-day basis and reactive power flow in kilovars and true root mean square kilovar-hours (the "Revenue Meter"). The metering point for the Revenue Meter shall be as close as possible to the Point of Interconnection as allowed by Company.
- B. ~~B.~~ Subscriber Organization, subject to Company review and approval, shall purchase, install, and maintain the infrastructure and other related equipment ("Meter Infrastructure") including meter housing, socket replacement and rewiring as required to install the Revenue Meter and any additional service meter(s), including, but not limited to, such meters for measuring House Power. Subscriber Organization shall install the Meter Infrastructure in adherence with requirements set forth in the latest edition of the Company's Electric Service Installation Manual (ESIM). Company shall test the Production Meter prior to installation and at the request and expense of the Subscriber Organization.
- C. ~~C.~~ Subscriber Organization shall reimburse Company for the costs reasonably incurred for the purchase and installation of the Revenue Meter. Subscriber Organization shall be responsible for the ongoing costs incurred by Company to operate, maintain (including maintenance replacements) and test the Revenue Meter during the Term.
- ~~D. Subscriber Organization shall reimburse Company for the costs reasonably incurred for the purchase and installation of the Revenue Meter. Subscriber Organization shall be responsible for the ongoing costs incurred by Company to operate, maintain (including maintenance replacements) and test the Revenue Meter during the Term.~~
- D. ~~E.~~ Metering Charge per Month: \$25.00. Subscriber Organization shall be charged each month during the Term an administrative metering fee of a \$25.00 for the Revenue Meter. The administrative metering fee

is addition to the costs associated with the purchase, installation, maintenance and testing of the Revenue Meter and Meter Infrastructure.

- E. ~~F.~~—Meter Testing. Company shall provide at least forty-eight (48) hours' notice to Subscriber Organization prior to any test it may perform on the Revenue Meter or metering equipment. Subscriber Organization may request tests in addition to the every fifth-year test and Subscriber Organization shall pay the cost of such tests. Company may perform tests in addition to the fifth-year test. If any of the revenue meters or metering equipment is found to be inaccurate at any time, as determined by testing in accordance with this section, Company shall promptly cause such equipment to be made accurate, and the period of inaccuracy, as well as an estimate for correct meter readings, shall be determined as provided in Company's Tariff Rule No.11 (Billing Error, Meter Tests and Adjustment for Meter Errors).

8. ~~8.~~ **CBRE TARIFF REQUIREMENTS.**

- A. ~~A.~~—CBRE Framework and CBRE Tariff. The Subscriber Organization shall comply with and assure that the requirements of the ~~Phase 2~~ CBRE Framework and CBRE Tariff applicable to the CBRE Facility are met.
- B. ~~B.~~—Subscription-Subscriber Agreement. Subscriber Organization shall require all prospective Subscribers to execute a Subscription-Subscriber Agreement as a precondition to enrollment as a Subscriber in the CBRE Facility. The Subscription-Subscriber Agreement must satisfy the requirements of the CBRE Tariff, the ~~Phase 2~~ CBRE Framework, this Contract and any additional guidance from the PUC. Without limitation to the generality of the preceding sentence, the Subscription-Subscriber Agreement must include the right for the Subscriber to sell the subscription, either a portion or the entirety thereof, back to Subscriber Organization. The Subscriber Agreement shall require that the Subscriber Organization must buy back the interest in accordance with the preset repurchase/resale price schedule outlined in the Subscriber Agreement within thirty (30) Days of the Subscriber's request. Prior to executing the Subscription-Subscriber Agreement, the Subscriber Organization shall make to the Subscriber the disclosures required under the Disclosure Checklist (attached as an Appendix H to the CBRE Tariff). A copy of the Disclosure Checklist signed by both the Subscriber Organization and the Subscriber shall be attached to the executed Subscription-Subscriber Agreement. The Subscriber Organization shall also disclose to the Subscriber that a failure to pay such Subscriber's monthly retail electric bill that results in Company issuance of a disconnection notice will result in forfeiture of Bill Credits for the duration of such disconnection. For each Subscriber, there must be a completed and fully executed Subscriber Agency Agreement and Consent Form (attached as an Appendix I to the CBRE Tariff), which is delivered to the Company prior to the Commercial Operations Date, or prior to adding each Subscriber. The Subscriber Organization shall provide to each Subscriber a copy of the Subscriber's Bill of Rights (attached as an Appendix to the CBRE Tariff).
- C. ~~C.~~—Funds Received From Subscribers Prior to the Commercial Operations Date. Any payments made to Subscriber Organization by Subscribers prior to the Commercial Operations Date shall be deposited into an escrow account (~~"Pre-COD Escrow"~~) and/or other alternative proposed by Subscriber Organization and approved by the Company or CBRE IO ("Pre-COD Escrow"), to hold or segregate any pre-development enrollment fees or deposits from Subscribers (with appropriate mechanisms to refund such fees/deposits to Subscribers should the Subscriber Organization not complete its Facility), which shall be released to Subscriber Organization upon commercial operation of the Facility. These funds may not be withdrawn from the Pre-COD Escrow by the Subscriber Organization until the Commercial Operations Date. The Pre-COD Escrow must conform to the CBRE Tariff, the ~~Phase 2~~ CBRE Framework, applicable Laws, and any additional guidance from the PUC.
- D. ~~D.~~—Subscriber Organization Fees.
1. Subscriber Organization shall pay to Company the following fees:
 - ~~\$1,000~~ \$250 Application Fee (once);
 - ~~—~~ — All applicable late fees for failure to meet Commercial Operations Date;

- ~~☐ All applicable interconnection costs, fees and expenses, including costs associated with acquisition and installation of the Revenue Meter~~
 - ~~☐ All applicable costs for the operation, maintenance and testing of the Revenue Meter~~
 - ~~☐ \$5/kW AC Program Administration Fee (annually), from the Commercial Operations Date;~~
 - ~~☐ \$25.00 (monthly) Revenue Meter Administration Fee;~~
 - ~~☐ Such other fees as the PUC may establish for the CBRE Program.~~
2. If Company does not set off the amount of these fees against Company payments to Subscriber Organization for Unsubscribed Energy, Company ~~shall~~ may, in its sole discretion, obtain payment from Security Funds, or invoice Subscriber Organization for payment to Company of the foregoing fees. Subscriber Organization shall make payment to Company within fifteen (15) Days of Subscriber Organization's receipt of such invoice.
- E. ~~E.~~ Facility Compliance.
1. ~~1.~~ The Subscriber Organization shall be responsible for ensuring that the equipment installed at the CBRE Facility meets all applicable codes, standards, and regulatory requirements at the time of installation and throughout its operation.
 2. ~~2.~~ Subscriber Organization shall comply with all of the rules stated in the Company's applicable electric tariff rules related to the CBRE Program, as the same may be revised from time to time, and this Contract, as may be amended from time to time, as allowed by an amendment to this Contract approved, or deemed approved, by the PUC. In the event of any conflict between the terms of this Contract and Company's electric tariff rules related to the CBRE Program, the provisions of the tariff shall control.
- F. ~~F.~~ Financial Compliance.
1. ~~1.~~ If Company reasonably believes the provisions of this Section 8.F apply to the CBRE Facility, Company shall notify Subscriber Organization in writing and Subscriber Organization shall provide or cause to be provided to Company on a timely basis, all information, including but not limited to information that may be obtained in any audit referred to below (the "Financial Compliance Information"), reasonably requested by Company for purposes of permitting Company and its parent company, Hawaiian Electric Industries, Inc. ("HEI") to comply with the requirements (initial and ongoing) of (i) the accounting principles of Financial Accounting Standards Board ("FASB") Accounting Standards Codification 810, Consolidation ("FASB ASC 810"), (ii) FASB ASV 842 Leases ("FASB ASC 842"), (iii) Section 404 of the Sarbanes-Oxley Act of 2002 ("SOX 404") and (iv) all clarifications, interpretations and revisions of and regulations implementing FASB ASC 810, FASB ASC 842, and SOX 404 issued by the FASB, Securities and Exchange Commission, the Public Company Accounting Oversight Board, Emerging Issues Task Force or other Governmental Authorities. In addition, if required by Company in order to meet its compliance obligations, Subscriber Organization shall allow Company or its independent auditor to audit, to the extent reasonably required, Subscriber Organization's financial records, including its system of internal controls over financial reporting; provided, however, that Company shall be responsible for all costs associated with the foregoing, including but not limited to Subscriber Organization's reasonable internal costs. Company shall limit access to such Financial Compliance Information to Company and HEI personnel involved with such compliance matters and restrict any Company or HEI personnel involved in Company's monitoring, dispatch or scheduling of the Subscriber Organization and/or the CBRE Facility, the administration of this Contract, or in developing potential CBRE projects, from having access to such Financial Compliance Information (unless approved in writing in advance by Subscriber Organization).
 2. ~~2.~~ Confidentiality. As a condition to obtaining the Financial Compliance Information, Company shall, and shall cause HEI to, maintain the confidentiality of said Financial Compliance Information pursuant to a mutually agreed to confidentiality and non-disclosure agreement to be executed among Company, HEI and Subscriber Organization.

3. ~~3.~~—Consolidation. Company does not want to be subject to consolidation as set forth in FASB ASC 810, as issued and amended from time to time by FASB. Company represents that, as of the Effective Date, it is not required to consolidate Subscriber Organization into its financial statements in accordance with FASB ASC 810. If for any reason, at any time during the Term, Company determines, in its sole but good faith discretion, that it is required to consolidate Subscriber Organization into its financial statements in accordance with FASB ASC 810, then Subscriber Organization shall immediately provide audited financial statements (including footnotes) in accordance with U.S. generally accepted accounting principles (and as of the reporting periods Company is required to report thereafter) in order for Company to consolidate and file its financial statements within the reporting deadlines of the Securities and Exchange Commission. Notwithstanding the foregoing requirement that Subscriber Organization provide audited financial statements to Company, the Parties will take all commercially reasonable steps, which may include modification of this Contract to eliminate the consolidation treatment, while preserving the economic "benefit of the bargain" to both Parties.
- G. 4. —Audits. The Company reserves the right to inspect the CBRE Facility as necessary to assure the safety and reliability of the system at any time during the Term, and for an additional period of one (1) year thereafter.

9. ~~9.~~—**REQUIREMENTS APPLICABLE TO THE SUBSCRIBER ORGANIZATION'S RELATIONSHIP WITH ITS SUBSCRIBERS.** The Subscriber Organization must comply with all of the following:

- A. ~~A.~~—Subscriber Information. The Subscriber Organization shall issue subscriptions in the CBRE Facility only to eligible retail electric service customers of the Company and provide to the Company the name, account number and service address attributable to each subscription and the Subscriber Allocation for each Subscriber's subscription. The Subscriber Organization shall take care to preserve the privacy expectations of the Subscribers, such as not publicly providing a Subscriber's Confidential Account Information, Subscriber Energy Usage Data, or Bill Credits. The Subscriber Organization will not disclose or share such information except as permitted by the Subscriber Agency ~~Contract~~Agreement and Consent Form executed by Subscriber in connection with Subscriber's acquisition of its subscription in the CBRE Facility or otherwise unless the Subscriber has provided explicit informed consent or if such disclosure is compelled by Law.

~~B.~~—Subscriber Exit or Transfer ~~or Exit.~~

~~1. If the of Interest in CBRE Facility uses a Pay As You Go model for Subscriber interests, a Subscriber may not. The transfer their interest to another Customer. If, cancellation, termination and/or exit of a Subscriber wishes to terminate their Subscriber's interest in the CBRE Facility, the Subscriber shall either cancel or terminate their subscription with shall be completed in full accordance with applicable CBRE Framework or CBRE Tariff rules, in addition to any other terms, conditions or requirements imposed by the Subscriber Organization in accordance with the provisions of the Subscriber Agreement.~~

~~2. If the CBRE Facility uses a Pay Up Front model for Subscriber interests:~~

- B. a. —~~If a Subscriber requests to transfer their interest to another Customer, the, which~~ Subscriber Organization shall ~~confirm that Customer's eligibility as set forth herein. Any payment for the transfer shall be in accordance with the preset repurchase/resale price schedule outlined ensure is also consistent with and in compliance with applicable CBRE Framework or CBRE Tariff rules. The CBRE Framework and/or CBRE Tariff requirements shall take precedence over any inconsistent or conflicting provisions found in the~~ Subscriber Agreement.
- b. —~~There shall be no transfer charge/fee if the meter associated with the account remains unchanged.~~
- e. —~~A transfer shall be for no less than all (100%) of the selling Subscriber's interest.~~

~~d. Any transfer will not be effective until the Subscriber Organization notifies the Administrator of the transfer. For any notice of transfer on or prior to the twentieth (20th) Day of any month, such transfer will be effective as of the first (1st) Day of that month. For any notice of transfer after the twentieth (20th) Day of a month, the transfer will be effective as of the first (1st) Day of the next month.~~

~~e. Eligibility Requirements for Transferees. The transferee(s) of such Subscriber Allocation must satisfy the requirements under the CBRE Tariff to be a Subscriber under the CBRE Program.~~

~~f. Limitations on Size of Subscriber Allocation. Following completion of such transfer, the aggregate Subscriber Allocation to be held by such transferee(s) (including both the transferred Subscriber Allocation and any pre-existing Subscriber Allocation) must comply with the size limitations set forth in the CBRE Tariff.~~

~~g. Eligibility Determination. Subscriber Organization shall determine the eligibility and permitted size of any such transfer by inquiry to the Company, manually through Company personnel in Phase 2 and electronically through the CBRE Online Portal once such software tool is available.~~

~~3. If Subscriber requests to sell all or any portion of their Subscription back to the Subscriber Organization, Subscriber Organization shall buy back the interest in accordance with the preset repurchase/resale price schedule outlined in the Subscriber Agreement.~~

~~a. Subscriber Organization shall complete the buy back of the Subscriber's interest within thirty (30) days of the Subscriber's request.~~

~~b. Upon completion of a subscription buy back, the Subscriber Organization shall notify the Company by the last day of the month the transaction was completed. The Company shall confirm such buy back in the Subscriber database and cease CBRE bill credits effective as communicated by the Subscriber Organization on the first day of the month of notification if such transaction was completed on or prior to the twentieth (20th) Day of the month. Transactions completed after the twentieth (20th) Day of the month will be effective as of the first (1st) Day of the next month.~~

C. ~~C.~~ Updating Subscriber Information. The Subscriber Organization shall provide to the Company the Monthly Subscriber Information together with any and all updates to the Monthly Subscription Information as provided in Attachment B of Section 4. (Updating Monthly Subscriber Information Used to Calculate Bill Credits and Other Matters) to Attachment B (Company Payments for Energy, Dispatchability and Availability of Bess) to this Contract.

D. ~~D.~~ Responsibility for Verification.

1. ~~1.~~ Subscriber Verification. If not already qualified by the CBRE Online Portal, the Subscriber Organization shall verify that each Subscriber is eligible to be a Subscriber in the CBRE Facility and that the CBRE Tariff requirements are met.

~~2.~~ LMI Subscriber Verification. For CBRE LMI Projects (as defined in the CBRE Tariff) or for CBRE Mid-Tier Projects or CBRE Large Projects (as defined in the CBRE Tariff) which commit to a certain percentage of LMI Subscribers, in addition to the requirements of Section 9.D.1., Subscriber Organization must obtain the required documentation comply with CBRE Tariff provisions to verify that:

~~a. All Low to Moderate Income (LMI) Subscribers, at the time the LMI Subscriber applies for CBRE participation, have met the definition of a Low Income and/or Moderate Income Subscriber under Part III status of the LMI Specific provisions of the CBRE Phase 2 Tariff; and~~

2. ~~b.~~—each LMI Subscriber ~~applying to participate in the CBRE Program has resided at their current residence for a minimum of six (6) months prior to acceptance and/or enrollment.~~
- E. ~~E.~~—Disclosure of Production Information. The Subscriber Organization acknowledges and agrees that, in order for the Company to carry out its responsibilities in applying Bill Credits to each Subscriber's retail electric bills, the Company may be required and shall be permitted to provide access or otherwise disclose and release to any Subscriber any and all production data related to the ~~REP~~REP System and BESS in its possession and information regarding the total Bill Credits applied by the Company with respect to the CBRE Facility and any information pertaining to a Subscriber's subscription. Any additional detailed information requested by a Subscriber shall be provided only upon the Subscriber Organization's consent in writing or email to the Company, or unless the Commission or the CBRE IO requests that the Company provide such information to the Subscriber, or as otherwise required by law.
- F. ~~F.~~—Disclosure of CBRE Facility Information. The Subscriber Organization acknowledges and agrees that the Company may publicly disclose the CBRE Facility location, Subscriber Organization, nameplate capacity and production data of the CBRE Facility. Additionally, the Company will periodically provide a bill message to Subscribers clarifying that questions or concerns related to their subscription should be directed to the Subscriber Organization, including a statement that the Subscriber Organization is solely responsible for resolving any disputes with the Company or the Subscriber about the accuracy of the CBRE Facility data and that the Company is solely responsible for resolving any disputes with the Subscriber about the applicable rate used to determine the amount of the Bill Credit.
- G. ~~G.~~—Certain Tax and Securities Law Issues. The Company makes no warranty or representation concerning the taxable consequences, if any, to Subscriber Organization or its Subscribers with respect to its Bill Credits to the Subscribers for participation in the CBRE Facility. Additionally, the Company makes no warranty or representation concerning the implication of any federal or state securities laws on how subscriptions to the CBRE Facility are handled.
- H. ~~H.~~—Full Cooperation with the PUC. The Parties agree to fully cooperate with any request for information from the PUC or the CBRE IO pertaining in any way to the CBRE Facility and will provide such information upon request in a timely manner. To the extent to which any request calls for producing a specific Subscriber's Confidential Account Information, Subscriber Energy Usage Data or Bill Credits, such information shall be provided and marked as Confidential Information.
- I. ~~I.~~—New Energy Generating Systems. The PV System must not be built or previously interconnected at the time of application to the CBRE Program.
- J. ~~J.~~—Fair Disclosure; Disclosure Checklist. Prior to the time when any person or entity becomes a Subscriber, the Subscriber Organization will fairly disclose the future costs and benefits of the subscription and all other matters specified in the Disclosure Checklist and provide to the potential Subscriber a copy of this Contract. The Subscriber Organization shall comply with all other requirements of the PUC and applicable Laws with respect to communications with Subscribers.
- ~~10.~~—
10. GENERAL PROVISIONS FOR CBRE FACILITY DESIGN, CONSTRUCTION AND OPERATION.
- ~~A.~~ A.—The following provisions generally set forth the minimum requirements of Subscriber Organization in designing, constructing and operating the CBRE Facility and are more fully described in Attachment F (Facility Owned by Subscriber Organization) and including without limitation the exhibits to Attachment F, Exhibits F-1 through F-6. In the event of any inconsistency or conflict between the terms and provisions of this Section 10, the terms and provisions of Attachment F and Exhibits F1-F6 shall control.
- ~~A.B.~~ A.B.—Permits and Licenses. Subscriber Organization shall be responsible for the design, installation, operation, and maintenance of the CBRE Facility and shall obtain at its expense and maintain any required governmental authorizations and/or permits for the construction and operation of the CBRE Facility.
- ~~B.C.~~ B.—Facility Design, Control and Protection of Equipment. Design, installation, operation and maintenance of the CBRE Facility shall include control and protection equipment as specified by the Company, including but not limited to an automatic load-break device such as a circuit breaker or inverter and a manual disconnect that has a visible break or breaker with rack-out capability to isolate the CBRE Facility

from the Company System. The manual disconnect device must be accessible by the Company and be capable of being locked by the Company in the open position, to establish working clearance for maintenance and repair work in accordance with the Company's safety rules and practices. The disconnect devices shall be furnished and installed by the Subscriber Organization and are to be connected between the CBRE Facility and the Company system. The disconnect devices shall be located in the immediate vicinity of the electric meter serving the Subscriber Organization. The manual disconnect device shall be, at a minimum, clearly labeled "Subscriber Organization System Disconnect²²." With permission of the Company, the disconnect devices may be located at an alternate location which is readily and safely accessible to the Company on a 24-hour basis. Such alternate location shall be clearly identified with signage placed in the immediate vicinity of the electric meter serving the Subscriber Organization.

~~E.D.~~ ~~C.~~ Access. The Subscriber Organization grants access to the Company to utilize the disconnect device, if needed. Subscriber Organization shall obtain the authorization from the owner and/or occupants of the premises where the CBRE Facility is located that allows the Company to access the CBRE Facility for the purpose specified in this Contract. Company may enter premises where the CBRE Facility is located, as permitted by law or tariff, for the following purposes: (1) to inspect CBRE Facility's protective devices and read or test meter(s); and (2) to disconnect the CBRE Facility and/or service to Subscriber Organization, whenever in Company's sole opinion, a hazardous condition exists and such immediate action is necessary to protect persons, Company's facilities, or property of others from damage or interference caused by the CBRE Facility, or the absence or failure of properly operating protective device.

~~D.E.~~ ~~D.~~ Prior Written Approval. Under no circumstances shall a Subscriber Organization interconnect and operate the CBRE Facility in parallel with the Company's electric system without prior written approval by the Company.

~~E.F.~~ ~~E.~~ Equipment Modifications. Once the CBRE Facility is interconnected to the Company's system, the Company reserves the right to require the installation of, or modifications to, equipment determined by the utility to be necessary to facilitate the delivery of reliable electric service to its customers, subject to the requirement that such installation or modification be consistent with applicable interconnection standards (e.g., Rule 14H). The Company shall provide a written explanation of the need for such installation or modification. ~~Such installation or modification shall be made by mutual agreement of the Company and the Subscriber Organization.~~ Any disputes related to this provision shall be resolved according to the dispute resolution process set forth ~~below~~ in Section 17. (Dispute Resolution) of this Contract.

G. [RESERVED]

~~A.F.~~ Telemetry and Control Interface. ~~Reserved.~~

~~F.H.~~ ~~G.~~ The CBRE Facility must comply with the communications and controllability requirements set forth in ~~Section F of the CBRE Tariff~~ 1.(b) (Certain Specifications for the Facility), Sub-section (iii).e. of Attachment F (Facility Owned by Subscriber Organization) to this Contract.

~~G.I.H.~~ Project Completion.

- ~~1.~~ ~~1.~~ The Subscriber Organization shall achieve the Commercial Operations Date for the CBRE Facility within eighteen (18) months from the execution date of this Contract, as the same may be extended as provided herein or in the CBRE Tariff (the "Commercial Operations Date Deadline"). The Commercial Operations Date Deadline shall be extended day-for-day for a CBRE Facility that, in the Company's determination, has suffered a Force Majeure event (~~as set forth in Section 27. (Force Majeure) of this Contract~~) prior to the Commercial Operations Date, or for any delay caused by Company.
- ~~2.~~ ~~2.~~ Notwithstanding the foregoing, a local-government moratorium to issuing a permit may extend the 18-month Project Completion period for no more than an additional six (6) months. Failure to seek a permit, delay in seeking a permit, or permit-processing time not subject to a moratorium is not included in this 6-month extension.
- ~~3.~~ ~~3.~~ If Substantial Progress, as defined herein, has been achieved, but the Commercial Operations Date has not been achieved by the Commercial Operations Date Deadline, and Subscriber Organization still intends

to complete its CBRE Facility, then the Subscriber Organization shall pay a “late fee” to Company of \$200/day/MW nameplate capacity of the ~~REP~~ System until the CBRE Facility achieves the Commercial Operations Date. For example, if ~~a RE System~~ the CBRE Facility has a nameplate capacity of ~~1500~~ kW, and it achieves the Commercial Operations Date thirty (30) Days late, the “late fee” would be ~~\$6003,000~~. The “late fee” shall be paid to Company before the Commercial Operations Date. However, if Company fails to collect in full such amount by this date, such unpaid amount may be ~~included as part of set off against any refund that may be due to Subscriber Organization for Total Estimated Interconnection Costs paid by Subscriber Organization that exceeds~~ the Actual ~~costs of interconnection under Section 8.D. of this Contract.~~ Interconnection Costs. All “late fee” payments received by Company will be credited back through the appropriate regulatory mechanism to offset the costs to ~~the~~ Company ratepayers for the CBRE Program. A prerequisite to showing that Substantial Progress has been achieved in a timely manner is that before the Commercial Operations Date Deadline the Subscriber Organization must submit a signed letter to Company attesting to the fact that Substantial Progress as defined in this Contract has been made, and attach photographs to that letter demonstrating this.

4. ~~4.~~—If: (i) Substantial Progress has not been achieved by the Commercial Operations Date Deadline, or (ii) Subscriber Organization does not wish to complete its CBRE Facility upon the Commercial Operations Date Deadline, or (iii) the Commercial Operations Date that is extended due to a permit issuance moratorium is not achieved within six (6) months from the originally required Commercial Operations Date Deadline, then the application for the CBRE Facility and this Contract will be terminated by Company without further notice. No additional concurrence from the CBRE IO shall be necessary for such termination. The Application Fee and any other deposits paid by the Subscriber Organization shall be forfeited.
5. ~~5.~~—After termination, the Subscriber Organization, if it still intends to proceed with the CBRE Facility, must submit a new application and pay any applicable deposit and/or fees which will be subject to the then current CBRE Tariff, Bill Credit Rate and other applicable CBRE requirements for new projects, including CBRE Program capacity availability.

11. ~~11.~~ INTERCONNECTION REQUIREMENTS.

- A. ~~A.~~—Rule 14H Compliance. The Subscriber Organization must comply with all of the terms, conditions and requirements of ~~Company Rule 14H, Rule 14H (Interconnection of Distributed Generating Facilities Operating in Parallel With The Company’s Electric System),~~ including without limitation Appendix I (Distributed CBRE Generation Facility Interconnection Standards Technical Requirements). In the event of any inconsistency or conflict between the terms and provisions of this Contract, ~~Attachment C and Company Rule 14H,~~ the terms and provisions of Company Rule 14H shall control. ~~In the event of any inconsistency or conflict between this Contract and Attachment C, the terms and provisions of Attachment C shall control.~~
- B. ~~B.~~—Distribution Interconnection. If the CBRE Facility is a facility interconnecting at the Distribution level, the CBRE Facility shall follow the applicable Rule No. 14H interconnection process at the time of interconnection. If the CBRE Facility is a facility interconnecting at the Sub-Transmission and Transmission levels, the CBRE Facility shall follow the interconnection process applicable to such CBRE Facility at the time of interconnection.
- C. ~~C.~~—Subscriber Organization-Owned Interconnection Facilities.
 1. ~~1.~~—The Subscriber Organization shall furnish, install, operate and maintain, at its cost, the interconnection facilities (such as circuit breakers, relays, switches, synchronizing equipment, monitoring equipment, and control and protective devices and schemes identified in Attachment F, Exhibit F-1 Exhibit F-1 (Description of Generation and Battery Storage Facilities) of Attachment F (Facility Owned by Subscriber Organization) to this Contract.
 2. ~~2.~~—The point of interconnection is shown on the single-line diagram and three-line diagram (provided by the Subscriber Organization and reviewed by the Company) which are appended to Attachment F, herein.

- Pursuant to ~~Company~~ Rule 14H, Appendix I (Distributed ~~CBRE~~Generation Facility Interconnection Standards Technical Requirements), Section 6.c (Review of Design Drawings), the Company must review and approve Subscriber Organization's single-line and three-line diagrams prior to Subscriber Organization constructing of the CBRE Facility interconnection.
3. ~~3.~~—The Subscriber Organization shall not operate equipment that superimposes a voltage or current upon the Company's system that interferes with the Company's operations, service to the Company's customers, or the Company's communication facilities. Such interference shall include, but not be limited to, overcurrent, voltage imbalance, and abnormal waveforms. If such interference occurs, the Subscriber Organization must diligently pursue and take corrective action at its own expense after being given notice and reasonable time to do so by the Company. If the Subscriber Organization does not take timely corrective action or continues to operate the equipment causing interference without restriction or limit, the Company may, without liability, disconnect the Subscriber Organization's equipment from the Company's system. Pursuant to ~~Company~~ Rule 14H, Appendix I (Distributed ~~CBRE~~Generation Facility Interconnection Standards Technical Requirements), Section 6.c (Review of Design Drawings), the Company must review and approve Subscriber Organization's single-line and three-line diagrams prior to Subscriber Organization constructing of the CBRE Facility interconnection.
 4. ~~4.~~—The Subscriber Organization agrees to test the CBRE Facility, to maintain operating records, and to follow such operating procedures, as may be specified by the Company to protect the Company's system from damages resulting from the parallel operation of the CBRE Facility, including such testing, records and operating procedures as more fully described Attachment F (Facility Owned by Subscriber Organization—Owned CBRE Facility And Interconnection Facilities—) to this Contract.
 5. ~~5.~~—The Company may inspect the CBRE Facility and Subscriber Organization's interconnection facilities.
- D. ~~6.~~—System Capacity. The CBRE Facility must have a nameplate capacity, in the aggregate, of no more than ~~() kilowatts/megawatts alternating current (AC)~~ () kW/MW to assure that the CBRE Facility has a nameplate capacity of less than ~~kilowatt AC 2.5MW~~.
- E. ~~D.~~—Company-Owned Interconnection Facilities.
1. ~~1.~~—The Company agrees to furnish, install, operate and maintain such interconnection facilities on its side of the point of interconnection with the CBRE Facility as required for the parallel operation with the CBRE Facility and more fully described in Attachment G (Company- Owned Interconnection Facilities—) to this Contract.
 2. ~~2.~~—All Company-Owned Interconnection Facilities shall be the property of the Company. Where portions of the Company-Owned Interconnection Facilities are located on the Subscriber Organization's premises, the Subscriber Organization shall provide, at no expense to the Company, a suitable location for and access to all such equipment. If a 120/240 Volt power source or sources are required, the Subscriber Organization shall provide these at no expense to the Company.
 3. ~~3.~~—~~The~~ Subscriber Organization agrees to pay to the Company a non-refundable initial payment as contribution for the Company's investment in development of the Company-Owned Interconnection Facilities and to pay for all other interconnection costs (the "Total Estimated Interconnection Costs"), as more fully described in Attachment G (Company-Owned Interconnection Facilities—~~and to pay for other interconnection costs. The interconnection costs will-~~). The Total Estimated Interconnection Costs shall not include the cost of an initial technical screening (under Rule 14H) of the impact of the CBRE Facility on the Company's system.
 4. ~~4.~~—The Governmental Approvals for Company-Owned Interconnection Facilities. Subscriber Organization shall obtain at its sole cost and expense all Governmental Approvals necessary to the construction, ownership, operation and maintenance of the Company-Owned Interconnection Facilities. Subscriber Organization shall provide all Governmental Approvals necessary for the construction of such Company-Owned Interconnection Facilities prior to the commencement of construction by Company.

- F. Credit Assurance and Security. Subscriber Organization is required to post and maintain Development Security and Operating Security based on the requirements of this Section 11.F (Credit Assurance and Security).
1. Development Security. To guarantee undertaking the performance of Subscriber Organization's obligations under the Contract for the period prior to the Commercial Operations Date (including but not limited to Subscriber Organization's obligation to meet the Commercial Operations Date Deadline), Subscriber Organization shall post and maintain development period security ("Development Security") in an amount not less than twenty-five percent (25%) of the Total Estimated Interconnection Costs for the Company-Owned Interconnection Facilities within thirty (30) Days of Execution Date of the Contract.
 2. Return of Development Security. The Development Security shall be returned to Subscriber Organization, subject to Company's right to draw from the Development Security as set forth in Section 11.F.6 (Company's Right to Draw from Security Funds), in the following circumstances: (i) this Contract is declared null and void under Section 3.E (Contract Null and Void) or this Contract is terminated prior to the Commercial Operations Date but, in each case, only after all amounts which may be due and owing to Company are paid in full by Subscriber Organization, including by draw upon such Development Security or (ii) following Company's receipt of Operating Security pursuant to Section F.3 (Operating Security).
 3. Operating Security. To guarantee the performance of Subscriber Organization's obligations under the Contract for the period starting from the Commercial Operations Date to the expiration or termination of this Contract, Subscriber Organization shall provide satisfactory operating period security to Company in the amount of \$75/kW based on the Contract Capacity (the "Operating Security"). Subscriber Organization shall provide such Operating Security to Company within five (5) Business Days after the Commercial Operations Date, provided that, at all times, some form of Security Funds shall be in place and available to Company, whether Development Security or Operating Security.
 4. Form of Security. Subscriber Organization shall supply the Development Security and Operating Security required in the form of an irrevocable standby letter of credit with no documentation requirement (i) in an amount not less than twenty five percent (25%) of the total estimated costs for the Company Owned Interconnection Facilities; and (ii) substantially in the form attached to this Contract as ~~Exhibit Attachment G-1~~ (Form of Letter of Credit) to ~~Attachment G (Company Owned Interconnection Facilities)~~ from a bank or other financial institution located ~~located~~ chartered in the United States with a credit rating of ~~of~~ ~~(as measured by Standard & Poor's) of "A-"~~ or better. ~~If the rating of the bank issuing the standby letter of credit falls below A-, Company may require Subscriber Organization to replace, within thirty (30) Days' notice by Company, the standby letter of credit with a standby letter of credit from another bank chartered in the United States with a credit rating of "A-" or better. Such letter of credit shall remain in effect through the earlier of forty five (45) Days after the Commercial Operations Date, as such be issued for a minimum term is defined herein, or seventy five (75) Days after the termination of this Contract and true up of one (1) year and shall be automatically renewed for at least an additional one (1) year term so that at the time of such renewal, the remaining term of any costs owed to Company such security shall not be less than one (1) year. The reasonable costs and expenses of establishing, renewing, substituting, canceling, increasing, reducing, or otherwise administering the letter of credit shall be borne by Subscriber Organization.~~
 5. Security Funds. The Development Security and Operating Security, including L/C Proceeds therefrom (collectively referred to as the "Security Funds") established, funded, and maintained by Subscriber Organization pursuant to the provisions of this Section 11.F (Credit Assurance and Security) shall provide security for the performance of Subscriber Organization's obligations under this Contract and shall be available to be drawn on by Company as provided in Section 11.F.6 (Company's Right to Draw from Security Funds). Subscriber Organization shall maintain the Security Funds at the contractually-required level throughout the Term of this Contract. Subscriber Organization shall replenish the Security ~~amount~~ Funds to the ~~level~~ such required under this Contract (the "Security") level within fifteen (15) Business Days after any draw on the Security Funds by Company or any reduction in the value of Security Funds below the required level for any other reason. ~~Notwithstanding the foregoing, Subscriber Organization's obligation to replenish the Development Security shall not exceed in total four (4) times~~

the original amount of the Development Security required under Section 11.F.1 (Development Period Security) of this Contract.

~~4.6.~~ Company's Right to Draw from Security Funds. In addition to any other remedy available to it, Company may, before or after termination of this Contract, draw from the Security Funds such amounts as are necessary to recover amounts Company is owed pursuant to this Contract ~~and/or any other obligation of Subscriber Organization to Company under the Company's applicable electric service tariff, RE Tariff or any other applicable law, regulation, rule ordinance or regulatory order, any accompanying letter agreements associated with the Contract for other work, such as the IRS, to be paid by Subscriber Organization, including, without limitation, any damages due Company, any interconnection costs owed pursuant to Attachment G (Company-Owned Interconnection Facilities) and any amounts for which Company is entitled to indemnification under this Contract. Company may, in its sole discretion, draw all or any part of such amounts due Company from any of the Security Funds to the extent available pursuant to this Section 11.F (Credit Assurance and Security), and from all such forms, and in any sequence Company may select.~~ Any failure to draw upon the Security Funds or other security for any damages or other amounts due Company shall not prejudice Company's rights to recover such damages or amounts in any other manner.

~~2.7.~~ 5.—Failure to Renew or Extend Letter of Credit. If the letter of credit is not renewed or extended at least thirty (30) Days prior to its expiration or earlier termination, Company shall have the right to draw immediately upon the full amount of the letter of credit ~~and right (but not the obligation), at Company's sole option,~~ to place the proceeds of such draw (the "L/C Proceeds"), at Subscriber Organization's cost, in an escrow account until and unless Subscriber Organization provides a satisfactory substitute letter of credit: meeting the requirements of this Section 11.F (Credit Assurance and Security). ~~If it so chooses, the Company will place~~ elects, the L/C Proceeds ~~in an escrow account~~ shall be deposited with a reputable escrow agent acceptable to Company ("Escrow Agent"). ~~Thereafter, Without limitation to the generality of the foregoing, a federally-insured bank shall be deemed to be a "reputable escrow agent."~~ Company shall have the right to apply the L/C Proceeds as necessary to recover amounts Company is owed ~~as specified in Section 11.F.6 (Company's Right to Draw from Security Funds).~~ The documentation governing such escrow account shall be in form and content satisfactory to Company and shall have give Company the sole authority to draw from the escrow account and. Subscriber Organization shall not be a party to such documentation and shall have no rights to the L/C Proceeds. ~~Upon full satisfaction of Subscriber Organization's obligations under this Contract, including recovery by Company of amounts owed to it, If an adequate substitute letter of credit is obtained and provided to Company shall instruct, the Escrow Agent to remit to net L/C Proceeds remaining as of the bankdate that issued the such substitute letter of credit that was the source of the L/C Proceeds the remaining balance (if any) of the L/C Proceeds. Any failure to draw upon the L/C Proceeds for any amounts due Company shall not prejudice Company's rights to recover such amounts in any other manner~~ is provided, shall be returned to Subscriber Organization, or as Subscriber Organization directs in writing.

~~3.8.~~ 6.— Promptly following the Commercial Operations Date, Release of Security Funds. Upon the end of the Term and the complete performance of all of Subscriber Organization's obligations under this Contract, including but not limited to the obligation to pay any and all amounts owed by Subscriber Organization to Company under this Contract, Company shall release the Security ~~(including any accumulated interest, if applicable)~~ Funds to Subscriber Organization.

12. ~~12.~~ PERSONNEL AND SYSTEM SAFETY. Notwithstanding any other provisions of this Contract, if at any time Company determines that the Facility may endanger Company's personnel, and/or the continued operation of the Facility may endanger the integrity of the Company System or have an adverse effect on Company's other customers' electric service, Company shall have the right to disconnect the Facility from the Company System, as determined in the sole discretion of the Company System Operator. The Facility shall immediately comply with the dispatch instruction, which may be initiated through remote control, and shall remain disconnected (and in Subscriber Organization-Attributable Non-Generation status if so determined), until such time as Company is satisfied that the condition(s) referred to above have been corrected. If Company disconnects the Facility from the

Company System for personnel or system safety reasons, it shall as soon as practicable notify Subscriber Organization by telephone, and thereafter make reasonable efforts to confirm, in writing (with email being acceptable), within three (3) Days of the disconnection, the reasons for the disconnection. If the reason for the disconnection constitutes Subscriber Organization-Attributable Non-Generation, Company will notify Subscriber Organization (i) whether the conditions resulting in such disconnection have been resolved (in which case no additional time after such confirmation shall count as Subscriber Organization-Attributable Non-Generation); or (ii) that conditions resulting in such disconnection have not been resolved so that Subscriber Organization can take such appropriate corrective actions. Subscriber Organization shall notify Company in writing when such corrective action has been completed; provided, however, that Subscriber Organization shall remain in Subscriber Organization-Attributable Non-Generation until Company is satisfied that the condition resulting in the disconnection has been corrected. Company shall use reasonable efforts to inspect such corrective measures (if necessary) and confirm the resolution of such condition within three (3) Business Days after Subscriber Organization's notification.

13. ~~13.~~ EVENTS OF DEFAULT BY SUBSCRIBER ORGANIZATION.

- A. ~~A.~~—The occurrence of any of the following shall constitute an “Event of Default” by Subscriber Organization:
1. ~~1.~~—If at any time during the Term, Subscriber Organization delivers or attempts to deliver to the Point of Interconnection for sale under this Contract renewable energy that was not produced by the CBRE Facility and Subscriber Organization fails to cease such delivery or attempt to deliver such renewable energy within ten (10) Days after Company’s written notice of such delivery or attempt.
 2. ~~2.~~—If at any time subsequent to the Commercial Operations Date, the PV System Equivalent Availability Factor is less than [84%] for each of three consecutive Contract Years.
 3. ~~3.~~—If at any time subsequent to the Commercial Operations Date, the Measured Performance Ratio for each of three consecutive Contract Years falls below the Tier 2 Bandwidth for such Contract Year.
 4. ~~4.~~—If at any time subsequent to the Commercial Operations Date, the Subscriber Organization fails to demonstrate satisfaction of the BESS Capacity Performance Metric prior to the expiration of the BESS Capacity Cure Period.
 5. ~~5.~~—If at any time subsequent to the Commercial Operations Date, the Subscriber Organization fails to achieve a BESS Annual Equivalent Availability Factor of not less than [75%] for each of four (4) consecutive BESS Measurement Periods as provided in Section ~~of Attachment D4.B~~ (BESS Annual Equivalent Availability Factor; ~~Liquidated Damages; Termination Rights~~) of Attachment C (Required Performance Metrics; Liquidated Damages) to this Contract.
 6. ~~6.~~—If at any time subsequent to the Commercial Operations Date, Subscriber Organization fails to demonstrate satisfaction of the RTE Performance Metric prior to the expiration of the RTE Cure Period.
 7. ~~7.~~ If at any time subsequent to the Commercial Operations Date, the Facility is unavailable to provide electric energy in response to dispatch by Company for a period of three hundred sixty-five (365) or more consecutive Days.
 8. ~~8.~~ If at any time during the Term, Subscriber Organization fails to satisfy the requirements of Section 11.F (Credit Assurance and Security) of this Contract.
 - ~~6.9.~~ If at any time subsequent to the Commercial Operations Date, Subscriber Organization fails to take all corrective actions specified by the Company’s written notice that the CBRE Facility is out of compliance with the terms of this Contract, within the timeframe set forth in such notice.
 - 7.10. ~~7.~~—If at any time subsequent to the Commercial Operations Date, Subscriber Organization fails to install, operate, maintain, or repair the Facility in accordance with Good Engineering and Operating Practices if such failure is not cured within thirty (30) Days after written notice of such failure from Company unless such failure cannot be cured within said thirty (30) Day period and Subscriber Organization is making commercially reasonable efforts to cure such failure, in which case Subscriber Organization shall have a cure period of three hundred sixty-five (365) Days after Company's written notice of such failure.

- ~~11. 8.~~ The failure to make any payment required pursuant to this Contract when due if such failure is not cured within ten (10) Business Days after written notice is received by Subscriber Agreement.
- ~~8.12.~~ If any representation or warranty made to Company by Subscriber Organization herein is false and misleading in any material respect when made.
- ~~9.13.~~ 9.—Subscriber Organization becomes insolvent, or makes an assignment for the benefit of creditors; or shall have an order for relief in an involuntary case under the bankruptcy Laws as now or hereafter constituted entered against it, or shall commence a voluntary case under the bankruptcy Laws as now or hereafter constituted, or shall file any petition or answer seeking for itself any arrangement, composition, adjustment, liquidation, dissolution or similar relief to which it may be entitled under any present or future Law; or seeks or consents to or acquiesces in the appointment of or taking possession by, any custodian, trustee, receiver or liquidator of it or of all or a substantial part of its properties or assets; or takes action looking to its dissolution or liquidation, and Subscriber Organization is unable to remedy such actions within one hundred eighty (180) Days of the occurrence of such breach or default.
- ~~10.14.~~ 10.—Subscriber Organization fails to comply with the applicable term, conditions and minimum requirements specified in the CBRE Tariff ~~for governing~~ Subscriber Organization’s CBRE Facility, if such failure is not cured within thirty (30) Days after written notice of such failure from Company.
- ~~15. B.~~ Subscriber Organization fails to comply with a decision under Section 17 (Dispute Resolution) within thirty (30) Days after such decision or, if such decision cannot be complied with within thirty (30) Days, Subscriber Organization fails to have commenced commercially reasonable efforts designed to achieve compliance within such thirty (30) Days and diligently continue such commercially reasonable efforts until compliance is attained, but no longer than one hundred twenty (120) Days;
- ~~11.16.~~ Other than the events of default specified in this Section ~~14~~, if 13. A.1 through Section 13.A.15, should Subscriber Organization, by act or omission, materially breaches or defaults on any other material covenant, condition or other provision of this Contract, and if such breach or default is not cured within thirty (30) Days after written notice of such breach or default from Company, such failure to cure shall constitute an Event of Default; provided, however, that if it is objectively impossible to cure such breach or default within said thirty (30) Day period, then, for so long as Subscriber Organization is making the same effort to cure such breach or default as would be expected of an experienced independent power producer willing and able to exert commercially reasonable efforts to achieve such cure, Subscriber Organization shall have a cure period equal to three hundred sixty-five (365) Days beginning on the date of Company's written notice of such breach or default; provided, further, that if the material breach in question involves Subscriber Organization's failure to meet the operational and performance standards set forth in Attachment F (Facility Owned by Subscriber Organization), the provisions of Section 1(j) (Demonstration of Facility) of Attachment F (Facility Owned by Subscriber Organization) for consultant's study and Subscriber Organization implementation of such study's recommendation shall apply in lieu of the extended cure period provided under the preceding proviso.

14. 14. REMEDIES FOR BREACH/ FOR CAUSE TERMINATION FOR CAUSE.

- ~~A.~~ In the event of any Event of Default by the Subscriber Organization, then the Company shall have available to it any other remedy provided for in this Contract and any or all of the following remedies which can be used either singularly or cumulatively:
- A. ~~B.~~ Upon an Event of Default by the Subscriber Organization:
- ~~1.~~ 1.—Company shall provide written notice to the Subscriber Organization to remedy the Event of Default within the applicable cure period specified for such Event of Default, if any.
 - ~~2.~~ 2.—If after the cure period, if any, provided for in the Company’s notice ~~the~~ Subscriber Organization is still not in compliance with this Contract, then the Company shall have the right to ~~request to terminate the Contract via a Notice of Intent to Terminate and Request for IO Concurrence to the IO (the “Notice to IO”)~~, provided, that the Company has satisfied all notice and other requirements for

~~such termination by the Company, as provided in Section 1.3.a of the CBRE Tariff, terminate the Contract, as follows:~~

- ~~a. 3. If the CBRE IO concurs with the Company's request to terminate the Contract, the Company shall ~~provide~~ issue a written notice to Subscriber Organization and a Notice of Intent to Terminate the Contract for just cause;~~
- ~~a.b. Subscriber Organization shall have five (5) Business Days in which to provide ~~proof~~ evidentiary documentation reasonably establishing that Company's ~~and CBRE IO's determination~~ decision to terminate the Contract is in error.~~
- ~~b.c. 4. If the Subscriber Organization fails to provide such proof or if the Company ~~and the CBRE IO~~ reasonably determines that such proof is insufficient to reverse the Company's decision to terminate, Company may proceed to terminate the Contract by providing a written Notice of Termination to Subscriber Organization. A copy of such notice shall be provided to all Subscribers of the CBRE Facility, the ~~CBRE IO~~ PUC, and the ~~PUC~~ CBRE IO, if applicable.~~
3. ~~5.~~ The termination date in the notice of termination shall not be earlier than thirty (30) Days from the date of such notice.
4. ~~C.~~ Subscriber Organization acknowledges that Company is a public utility and is relying upon Subscriber Organization's performance of its obligations under this Contract, and that Company and/or its customers may suffer irreparable injury as a result of the failure of Subscriber Organization to perform any of such obligations, whether or not such failure constitutes an Event of Default or otherwise gives rise to ~~one or more~~ a termination for cause of the remedies set forth in this Section 14 Contract. Accordingly, the remedies set forth in this Section 14 Company shall not limit or otherwise affect Company's ~~shave~~ right to seek specific performance injunctions or other available equitable remedies for Subscriber Organization's failure to perform any of its obligations under this Contract, irrespective of whether such failure constitutes an Event of Default.
5. ~~D.~~ In the event of any breach of this Contract by Company, the Subscriber Organization shall provide Company with a written notice of the breach. Company shall have up to thirty (30) Days to cure the breach. If the breach is not cured within the thirty (30) Days, the Subscriber Organization may utilize the procedures set forth in Section ~~18.17. (Dispute Resolution)~~ of this Contract. If the breach results in Bill Credits not being issued to one or more individual Subscribers, in the absence of a cure by Company within the allowed time following the notice, the applicable Subscriber(s) Organization may also seek a remedy on behalf of the affected Subscribers for any past due Bill Credits from the PUC pursuant to the process set forth in Section ~~18.17. of this Contract.~~
- B. ~~E.~~ Following Termination, applicable provisions shall continue in effect after termination to the extent necessary to enforce and complete the duties, obligations or responsibilities of the Parties arising prior to termination and, as applicable, to provide for final billings and adjustments related to the period prior to termination, repayment of any money due and owing to either Party pursuant to this Contract.

~~G. Survival. The rights and obligations of the parties set forth in this section, and any right or obligation of the parties in this Contract which, by its express terms or nature and context is intended to survive termination or expiration of this Contract, will survive any such termination or expiration.~~

15. ~~15.~~ DAMAGES IN THE EVENT OF TERMINATION BY COMPANY.

- A. ~~A.~~ Termination Due to an Event of Default. If the Contract is terminated by Company in accordance with this Contract after the Commercial Operations Date due to an Event of Default, Company shall be entitled to Termination Damages calculated by multiplying the Contract Capacity by [\$75/kW].
- B. ~~B.~~ Termination Damages Appropriate. Subscriber Organization agrees and acknowledges that (i) the damages that Company would incur due to early termination of the Contract would be difficult or impossible to calculate with certainty, (ii) the Termination Damages are an appropriate approximation of such damages, and (iii) payment of Termination Damages does not relieve Subscriber Organization of liability for costs and

balances incurred prior to the effective date of such termination. The Termination Damages are not intended to limit Company's rights or remedies, or Subscriber Organization's liabilities or duties, with respect to losses arising independent of the termination of this Contract for an Event of Default before the Commercial Operations Date, including, without limitation, Company's right to recover under Section 16. (Limitation of Liability).

16. ~~16.~~ LIMITATION OF LIABILITY.

- A. ~~A.~~—Each Party shall at all times indemnify, defend, and save the other Party harmless from any and all damages, losses, claims, including claims and actions relating to injury or death of any person or damage to property, costs and expenses, reasonable attorneys' fees and court costs, arising out of or resulting from the Party's performance of its obligations under this Contract, except to the extent that such damages, losses or claims were caused by the negligence or intentional acts of the other Party.
- B. ~~B.~~—Each Party's liability to the other Party for failure to perform its obligations under this Contract shall be limited to the amount of direct damage actually incurred. In no event shall either Party be liable to the other Party for any punitive, incidental, indirect, special, or consequential damages of any kind whatsoever, including for loss of business opportunity or profits, regardless of whether such damages were foreseen.
- C. ~~C.~~—Notwithstanding any other provision of the Contract or this Section 16, with respect to the Company's duties or performance or lack of performance under this Contract, the Company's liability to the Subscriber Organization shall be limited as set forth in the Company's rate book and terms and conditions for electric service, which shall not be affected by the terms of this Contract. There are no third-party beneficiaries of any Company duty under this Contract other than the Company's duty to Subscribers to issue Bill Credits as set forth in this Contract.
- D. ~~D.~~—Indemnification of Company Against Third Party Claims. Subscriber Organization shall indemnify, defend, and hold harmless Company, its successors, permitted assigns, affiliates, controlling persons, directors, officers, employees, agents, contractors, subcontractors and the employees of any of them (collectively referred to as an "Indemnified Company Party"), from and against any Losses suffered, incurred or sustained by any Indemnified Company Party due to any Claim (whether or not well founded, meritorious or unmeritorious) by a third party not controlled by, or under common ownership and/or control with, Company relating to (i) the Subscriber Agreement between Subscriber Organization and its Subscribers or (ii) Subscriber Organization's development, permitting, construction, ownership, operation and/or maintenance of the CBRE Facility.

17. ~~17.~~ DISPUTE RESOLUTION.

- A. ~~A.~~—Notwithstanding the provisions of this Contract allowing for early termination following an Event of Default, each Party agrees to attempt to resolve all disputes arising hereunder promptly, equitably and in a good faith manner.
- B. ~~B.~~—Before submitting any claims, controversies or disputes ("Dispute(s)") under this Contract to the Dispute Resolution Procedures set forth below in Section C, the presidents, vice presidents, or authorized delegates from both Subscriber Organization and Company having full authority to settle the Dispute(s), shall personally meet in Hawai'i and attempt in good faith to resolve the Dispute(s) (the "Management Meeting").
- C. ~~C.~~—Dispute Resolutions Procedures, Mediation. Any and all Dispute(s) arising out of or relating to this Contract, (i) which remain unresolved for a period of 20 Days after the Management Meeting takes place or (ii) for which the Parties fail to hold a Management Meeting within sixty (60) Days of the date that a Management Meeting was requested by a Party, may upon the agreement of the Parties, first be submitted to confidential mediation in Honolulu, Hawai'i pursuant to the administration by, and in accordance with the Mediation Rules, Procedures and Protocols of, Dispute Prevention & Resolution, Inc. (or its successor) or, in their absence, the American Arbitration Association ("DPR") then in effect. If the Parties agree to submit the dispute to confidential mediation, the parties shall each pay 50% of the cost of the mediation (i.e., the fees and expenses charged by the mediator and DPR) and shall otherwise each bear their own mediation costs and attorneys' fees. If the Parties do not submit the Dispute(s) to mediation, or if they do submit the Dispute(s) to

mediation but settlement of the Dispute(s) is not reached within 60 Days after commencement of the mediation, either Party may initiate legal proceedings in a court of competent jurisdiction in the State of Hawai'i.

18. ~~18.~~ **ENVIRONMENTAL CREDITS.** Included in the purchase and sale of renewable energy are all of the Environmental Credits associated with the renewable energy. Company will not reimburse Subscriber Organization for any taxes or fees imposed on Subscriber Organization including, but not limited to, State of Hawai'i general excise tax. To the extent not prohibited by law, Company shall have the sole and exclusive right to use the renewable energy purchased hereunder to meet RPS and any Environmental Credit shall be the property of Company; provided, however, that such Environmental Credits shall be to the benefit of Company's ratepayers in that the value must be credited "above the line." Subscriber Organization shall use all commercially reasonable efforts to ensure such Environmental Credits are vested in Company, and shall execute all documents, including, but not limited to, documents transferring such Environmental Credits, without further compensation; provided, however, that Company agrees to pay for all reasonable costs associated with such efforts and/or documentation.

19. ~~19.~~ **REPRESENTATIONS AND WARRANTIES.**

A. ~~A.~~ Company and Subscriber Organization represent and warrant, respectively, that:

1. ~~1.~~ Each respective Party has all necessary right, power and authority to execute, deliver and perform this Contract.
2. ~~2.~~ The execution, delivery and performance of this Contract by each respective Party will not result in a violation of any Laws, or conflict with, or result in a breach of, or cause a default under, any agreement or instrument to which such Party is also a party or by which it is bound. No consent of any person or entity not a Party to this Contract, other than governmental agencies whose approval is necessary for construction of the CBRE Facility and interconnection facilities, is required for such execution, delivery and performance by either Party.

B. ~~B.~~ Subscriber Organization represents, warrants and covenants that:

1. ~~1.~~ Subscriber Organization has obtained all Land Rights necessary for the construction, ownership, operation and maintenance of the CBRE Facility during the Term, and Subscriber Organization shall maintain such Land Rights in effect throughout the Term.
2. ~~2.~~ As of the commencement of construction, Subscriber Organization shall have obtained all permits or approvals from any applicable governmental agency necessary for the construction, ownership, operation and maintenance of the CBRE Facility and all interconnection facilities.
3. ~~3.~~ Subscriber Organization warrants that the CBRE Facility complies with all applicable federal and state Laws, including but not limited to (a) all applicable securities Laws and shall continue to be in compliance for the duration of the Term; (b) complies with all applicable Laws concerning the dissemination of personally identifiable information, and shall continue to be in compliance for the longer of (i) the Term and (ii) for as long as Subscriber Organization continues to hold or otherwise have access to any personally identifiable information of Subscribers or customers of Company; (c) complies with all applicable Laws concerning consumer protection, and shall continue to be in compliance for the duration of the Term; (d) complies with all applicable Laws and regulations concerning renewable energy grid interconnections, and shall continue to be in compliance for the duration of the Term.

20. ~~20.~~ **SUBSCRIBER ORGANIZATION AND CBRE FACILITY INFORMATION.** By signing this Contract, the Subscriber Organization expressly agrees and authorizes the Company to request and obtain from Subscriber Organization and its contractors, vendors, subcontractors, installers, suppliers or agents (collectively "Subscriber Organization Agents"), at no cost to Company, information related to the CBRE Facility, including but not limited to Watts, Vars, Watt Hours, current and voltage, status of the CBRE Facility, inverter settings, any and all recorded event or alarm logs recorded, (collectively "CBRE Facility Data") that Company reasonably determines are needed to ensure the safe and reliable operation of the CBRE Facility or the Company's system. Subscriber Organization expressly agrees and irrevocably authorizes Subscriber Organization Agents to disclose such Subscriber Organization Data to Company upon request by Company.

21. ~~21.~~ **ADDITIONAL INFORMATION**. The Company reserves the right to request additional information from Subscriber Organization relating to the CBRE Facility, where reasonably necessary, to serve the Subscriber Organization under this Contract or to ensure reliability, safety of operation, and power quality of the Company's system.
22. ~~22.~~ **NO MATERIAL CHANGES TO CBRE FACILITY**. The Subscriber Organization agrees that no material changes or additions to the CBRE Facility shall be made without having obtained prior written consent from the Company, which consent shall not be unreasonably withheld. In no event may the Total Rated Capacity of the CBRE Facility exceed _____ kW. If the CBRE Facility changes ownership, the Company may require the new Subscriber Organization to complete and execute an amended Contract or new Contract, as may be applicable.
23. ~~23.~~ **CERTIFICATION BY LICENSED ELECTRICAL CONTRACTOR**. The CBRE Facility and all interconnection systems must comply with all applicable safety and performance standards of the National Electrical Code (NEC), Institute of Electrical and Electronic Engineers (IEEE), and accredited testing laboratories such as the Underwriters Laboratories (UL), and where applicable, the rules of the Commission, or other applicable governmental laws and regulations, and the Company's interconnection requirements, in effect at the time of signing this Contract. This requirement shall include, but not be limited to, the interconnection standards and procedures of the Company's Rule 14H, as well as any other requirements as may be specified in this Contract, its Attachments, Exhibits, and as authorized by the Commission. Upon request by Company, Subscriber Organization shall cause a Licensed Electrical Contractor, as agent for Subscriber Organization, to certify that once approved by the Company, the proposed CBRE Facility will be installed to meet all preceding requirement(s).
24. ~~24.~~ **GOOD ENGINEERING PRACTICE**.
- A. ~~A.~~ —Each Party agrees to install, operate and maintain its respective equipment and facilities and to perform all obligations required to be performed by such Party under this Contract in accordance with good engineering practice in the electric industry and with applicable laws, rules, orders and tariffs.
- B. ~~B.~~ —Wherever in this Contract and its Attachments and Exhibits the Company has the right to give specifications, determinations or approvals, such specifications, determinations and/or approvals shall be given in accordance with the Company's standard practices, policies and procedures, which may include the Company's Electric Service Installation Manual, the Company's Engineering Standard Practice Manual and the IEEE Guides and Standards for Protective Relaying Systems.
25. ~~25.~~ **INSURANCE**. The following insurance provisions are only applicable to CBRE Facilities with a Total Rated Capacity 250 kW or greater ~~than 10 kW~~ but not exceeding 2.5 MW ~~[5 MW Oahu]~~:
- A. ~~A.~~ —The Subscriber Organization shall, at its own expense and during the term of the Contract and any other time that the CBRE Facility is interconnected with the Company's system, maintain in effect with a responsible insurance company authorized to do insurance business in Hawai'i and with a rating by A.M. Best Company, Inc. of "A-VII" or better, the following insurance or its equivalent at Company's discretion that will protect the Subscriber Organization and the Company with respect to the CBRE Facility, the CBRE Facility's operations, and the CBRE Facility's interconnection with the Company's system:
1. ~~1.~~ —A Commercial General Liability policy covering bodily injury and property damage with combined single limit of liability of at least the following amounts based on the Total Rated Capacity of the generator (for solar systems—Total Rated Capacity of the generator or inverter, whichever is lower, can be used with appropriate technical documentation on inverter, if not higher Total Rated Capacity will be used), for any occurrence. The limits below may be satisfied through the use of umbrella or excess liability insurance sufficient to meet these requirements:

COMMERCIAL GENERAL LIABILITY COVERAGE AMOUNT	TOTAL RATED CAPACITY OF THE CBRE FACILITY
\$5,000,000	Greater than 1 MW and less than or equal to 5 MW
\$2,000,000	250 kW and less than or equal to 1 MW

2. ~~2.~~ ~~Solely with respect to the insurance policies required for CBRE Facilities with a Total Rated Capacity greater than 30 kW,~~ Said insurance by endorsement to the policy or policies shall: name the Company, its directors, officers, agents, and employees as additional insured; include contractual liability coverage for written agreements; include provisions stating that the insurance will respond to claims or suits by additional insureds against the Subscriber Organization or any other insured thereunder; provide that the insurance is primary with respect to the Subscriber Organization and the Company; and provide that the insurance company waives all rights of subrogation which Subscriber Organization or the insurance company may have against Company, its directors, officers, agents, and employees. Any insurance carried by Company will be excess only and not contribute with this insurance.
- B. ~~B.~~ — Said insurance by endorsement to the policy or policies shall provide written notice within thirty (30) Days to the Company should the required insurance be cancelled, limited in scope, or not renewed upon expiration. “Claims made” policies are not acceptable, unless the Subscriber Organization agrees to maintain coverage in full effect at all times during the term of this Contract and for THREE (3) years thereafter. The adequacy of the coverage afforded by the required insurance shall be subject to review by the Company from time to time, and if it appears in such review that risk exposures require an increase in the coverages and/or limits of this insurance, the Subscriber Organization shall make such increase to that extent and any increased costs shall be borne by the Subscriber Organization. The Subscriber Organization has the responsibility to determine if higher limits are desired and purchased. The Subscriber Organization shall provide certificates of insurance to the Company prior to executing the Contract and any parallel interconnection. Receipt of any certificate showing less coverage than required shall not operate as a waiver by the Company of the Subscriber Organization’s obligation to fulfill the applicable requirements of this Section 25. The Subscriber Organization’s indemnity and other obligations shall not be limited by the foregoing insurance requirements. Any deductible shall be the responsibility of the Subscriber Organization.
- C. ~~C.~~ — Alternatively, where the Subscriber Organization is a governmental entity, Subscriber Organization may elect to be self-insured for the amounts set forth above in lieu of obtaining insurance coverage to those levels from an insurance company.
- 26. ~~26.~~ MISCELLANEOUS.**
- A. ~~A.~~ — Disconnection and Survival of Obligations. Upon termination of this Contract, the CBRE Facility shall be disconnected from the Company’s system. The termination of this Contract shall not relieve the Parties of their respective liabilities and obligations, owed or continuing at the time of termination.
- B. ~~B.~~ — Governing Law and Regulatory Authority. This Contract was executed in the State of Hawai‘i and must in all respects be interpreted, governed, and construed under the laws of the State of Hawai‘i. This Contract is subject to, and the Parties’ obligations hereunder include, operating in full compliance with all valid, applicable federal, state, and local laws or ordinances, and all applicable rules, regulations, orders of, and tariffs approved by, duly constituted regulatory authorities having jurisdiction.
- C. ~~C.~~ — Amendment, Modifications, or Waiver. This Contract may not be altered or modified by either of the Parties, except by an instrument in writing executed by each of them. None of the provisions of this Contract

shall be considered waived by a Party unless such waiver is given in writing. The failure of a Party to insist in any one or more instances upon strict performance of any of the provisions of this Contract or to take advantage of any of its rights hereunder shall not be construed as a waiver of any such provisions or the relinquishment of any such rights for the future, but the same shall continue and remain in full force and effect. This Contract contains the entire agreement and understanding between the Parties, their agents, and employees as to the subject matter of this Contract. Each Party also represents that in entering into this Contract, it has not relied on any promise, inducement, representation, warranty, agreement or other statement not set forth in this Contract.

- D. ~~D.~~ Notices. Any notice required under this Contract shall be in writing and mailed at any United States Post Office with postage prepaid and addressed to the Party, or personally delivered to the Party at the address identified on the last page of the Contract. Changes in such designation may be made by notice similarly given. Notice sent by mail shall be deemed to have been given on the date of actual delivery or at the expiration of the fifth day after the date of mailing, whichever is earlier.
- E. ~~E.~~ Assignment. This Contract may not be assigned by either Party without the prior written consent of the other Party. Such consent shall not be unreasonably withheld. In the event of an assignment for financing, to the extent necessary, Company shall, if requested by Subscriber Organization and if its costs (including reasonable attorneys' fees of outside counsel) in responding to such request are paid by Subscriber Organization execute such Hawai'i-law-governed documents as may be reasonably requested by a lender in connection with CBRE Facility debt and reasonably acceptable to Company, to acknowledge an assignment of such debt and/or pledge/mortgage.
- F. ~~F.~~ Binding Effect. This Contract shall be binding upon and inure to the benefit of the Parties hereto and their respective successors, legal representatives, and permitted assigns.
- G. ~~G.~~ Relationship of Parties. Nothing in this Contract shall be deemed to constitute any Party hereto as partner, agent or representative of the other Party or to create any fiduciary relationship between the Parties.
- H. ~~H.~~ Limitations. Nothing in this Contract shall limit the Company's ability to exercise its rights or expand or diminish its liability with respect to the provision of electrical service pursuant to the Company's tariffs as filed with the Commission, or the Commission's Standards for Electric Utility Service in the State of Hawai'i, which currently are included in the Commission's General Order Number 7, as either may be amended from time to time.
- I. ~~I.~~ Non-Warranty. Neither by inspection, if any, or non-rejection, nor in any other way, does the Company give any warranty, express or implied, as to the adequacy, safety, or other characteristics of any structures, equipment, wires, appliances or devices owned, installed or maintained by the Subscriber Organization or leased by the Subscriber Organization from third parties, including without limitation the CBRE Facility and any structures, equipment, wires, appliances or devices appurtenant thereto.
- ~~J.~~ Reserved.
- ~~J.~~ K. Hawai'i General Excise Tax. Subscriber Organization shall, when making payments to Company under this Contract, pay such additional amount as may be necessary to reimburse Company for the Hawai'i general excise tax on gross income and all other similar taxes imposed on Company by any Governmental Authority with respect to payments in the nature of gross receipts tax, sales tax, privilege tax or the like, but excluding federal or state net income taxes. By way of example and not limitation, as of the Execution Date, all payments subject to the Hawai'i general excise tax, (i) on the islands of on Maui, Moloka'i and Lana'i (totaling 4.0% as of the Execution Date) would include an additional 4.166% so that the underlying payment will be net of such tax liability; and (ii) all payments subject to general excise tax plus surcharge on Hawai'i island (totaling 4.5% as of the Execution Date) would include an additional 4.7120% so the underlying payment will be net of such tax liability.
- ~~J-K.~~ Execution of Contract; Multiple Counterparts. The Parties agree that this Contract, including amendments, may be executed and delivered by exchange of electronic signatures, which may be transmitted by facsimile, e-mail, or other acceptable means. A party's electronic signature shall be considered an "original" signature which is binding and effective for all purposes. This Contract may be executed in counterparts, each of which

shall be deemed an original, and all of which shall together constitute one and the same instrument binding all Parties.

~~L. 27.—Survival. The rights and obligations of the Parties in this Contract which, by its express terms or nature and context is intended to survive termination or expiration of this Contract, will survive any such termination or expiration.~~

27. FORCE MAJEURE.

- A. ~~A.—~~Definition of Force Majeure. The term "Force Majeure", as used in this Contract, means any occurrence that:
- ~~1.~~ ~~1.—~~In whole or in part delays or prevents a Party's performance under this Contract;
 - ~~2.~~ ~~2.—~~Is not the direct or indirect result of the fault or negligence of that Party;
 - ~~3.~~ ~~3.—~~Is not within the control of that Party notwithstanding such Party having taken all reasonable precautions and measures in order to prevent or avoid such event; and
 - ~~4.~~ ~~4.—~~The Party has been unable to overcome by the exercise of due diligence.
- B. ~~B.—~~Events That Could Qualify as Force Majeure. Subject to the foregoing, events that could qualify as Force Majeure include, but are not limited to, the following: acts of God, flooding, lightning, landslide, earthquake, fire, drought, explosion, epidemic, quarantine, storm, hurricane, tornado, volcano, other natural disaster or unusual or extreme adverse weather-related events; war (declared or undeclared), riot or similar civil disturbance, acts of the public enemy (including acts of terrorism), sabotage, blockade, insurrection, revolution, expropriation or confiscation; or strikes, work stoppage or other labor disputes (in which case the affected Party shall have no obligation to settle the strike or labor dispute on terms it deems unreasonable).
- C. ~~C.—~~Exclusions From Force Majeure. Force Majeure does not include:
- ~~1.~~ ~~1.—~~any acts or omissions of any Third Party, including, without limitation, any vendor, materialman, customer, or supplier of Subscriber Organization, unless such acts or omissions are themselves excused by reason of Force Majeure;
 - ~~2.~~ ~~2.—~~any full or partial reduction in the electric output of Facility that is caused by or arises from (i) a mechanical or equipment breakdown or (ii) other mishap or events or conditions attributable to normal wear and tear or defects, unless such mishap is caused by Force Majeure;
 - ~~3.~~ ~~3.—~~changes in market conditions that affect the cost of Subscriber Organization's supplies, or that affect demand or price for any of Subscriber Organization's products, or that otherwise render this Contract uneconomic or unprofitable for Subscriber Organization;
 - ~~4.~~ ~~4.—~~Subject to Section 10. HI. of this Contract, Subscriber Organization's inability to obtain Governmental Approvals or Land Rights for the construction, ownership, operation and maintenance of Facility and the Company-Owned Interconnection Facilities, or Subscriber Organization's loss of any such Governmental Approvals or Land Rights once obtained;
 - ~~5.~~ ~~5.—~~the lack of wind, sun or any other resource of an inherently intermittent nature;
 - ~~6.~~ ~~6.—~~Subscriber Organization's inability to obtain sufficient fuel, power or materials to operate its Facility, except if Subscriber Organization's inability to obtain sufficient fuel, power or materials is caused solely by an event of Force Majeure;
 - ~~7.~~ ~~7.—~~Subscriber Organization's failure to obtain additional funds, including funds authorized by a state or the federal government or agencies thereof, to supplement the payments made by Company pursuant to this Contract;
 - ~~8.~~ ~~8.—~~a Forced Outage except where such Forced Outage is caused by an event of Force Majeure;
 - ~~9.~~ ~~9.—~~litigation or administrative or judicial action pertaining to the Contract, the Site, the Facility, the Land Rights, the acquisition, maintenance or renewal of financing or any Governmental Approvals, or the design, construction, ownership, operation or maintenance of the Facility, the Company-Owned Interconnection Facilities or the Company System;

10. ~~10.~~ a strike, work stoppage or labor dispute limited only to any one or more of the Indemnified Subscriber Organization Parties or any other third party employed by Subscriber Organization to work on the Project; or
11. ~~11.~~ any full or partial reduction in the availability of the Facility to produce and deliver to the Point of Interconnection electric energy in response to Company Dispatch which is caused by any Third Party including, without limitation, any vendor or supplier of Subscriber Organization or Company, except to the extent due to Force Majeure.
- D. ~~D.~~ Satisfaction of Certain Conditions. This Contract defer or limit certain liabilities of a Party for delay and/or failure in performance to the extent such delay or failure is the result of conditions or events of Force Majeure; provided, however, that a Non-performing Party is only entitled to such limitations or deferrals of liabilities as and to the extent the following conditions are satisfied:
1. ~~1.~~ the Non-performing Party gives the other Party, within five (5) Days after the Non-performing Party becomes aware or should have become aware of the Force Majeure condition or event, but in any event no later than thirty (30) Days after the Force Majeure condition or event begins, written notice (the "Force Majeure Notice") stating that the Non-performing Party considers such condition or event to constitute Force Majeure and describing the particulars of such Force Majeure condition or event, including the date the Force Majeure commenced;
 2. ~~2.~~ the Non-performing Party gives the other Party, within fourteen (14) Days after the Force Majeure Notice was or should have been provided, a written explanation of the Force Majeure condition or event and its effect on the Non-performing Party's performance, which explanation shall include evidence reasonably sufficient to establish that the occurrence constitutes Force Majeure;
 3. ~~3.~~ the suspension of performance is of no greater scope and of no longer duration than is required by the condition or event of Force Majeure;
 4. ~~4.~~ the Non-performing Party exercises commercially reasonable efforts to remedy its inability to perform and provides written weekly progress reports to the other Party describing actions taken to end the Force Majeure; and
 5. ~~5.~~ when the condition or event of Force Majeure ends and the Non-performing Party is able to resume performance of its obligations under this Contract, that Party shall give the other Party written notice to that effect.
- E. ~~E.~~ Termination for Force Majeure. If Force Majeure delays or prevents a Party's performance for more than three hundred sixty-five (365) Days from the occurrence or inception of the Force Majeure, as stated in the Force Majeure Notice, and such delay or failure of performance would have otherwise constituted an Event of Default under Section 13. (Event of Default), the other Party shall have the right to terminate this Contract by written notice. Such notice shall designate the date such termination is to be effective, which date shall be no later than thirty (30) Days after such notice is deemed to be received by the Party whose performance has been delayed or prevented. In the event of termination pursuant to this Section 27.E (Termination for Force Majeure), neither Party shall be liable for any damages nor have any obligations to the other, except as provided in Section 14.G26.I (Survival).
- F. ~~F.~~ Effect of Force Majeure. Other than as provided in Section 27.E. (Termination for Force Majeure), neither Party shall be responsible or liable for any delays or failures in its performance under this Contract as and to the extent (i) such delays or failures are substantially caused by conditions or events of Force Majeure, and (ii) the conditions of Section D. (Satisfaction of Certain Conditions) are satisfied.
- ~~G.~~ No Relief of Other Obligations. Except as otherwise expressly provided for in this Contract, the existence of a condition or event of Force Majeure shall not relieve the Parties of their obligations under this Contract (including, but not limited to, payment obligations) to the extent that performance of such obligations is not precluded by the condition or event of Force Majeure.
- G. ~~H.~~ No Extension of the Term. In no event will any delay or failure of performance caused by any conditions or events of Force Majeure extend this Contract beyond its stated Term.

28. COMMUNITY OUTREACH.

- A. The Parties acknowledge that, prior to the Execution Date, Subscriber Organization provided to Company a comprehensive community outreach and communications plan to work with and inform neighboring communities and stakeholders to gain their support for the Project ("Community Outreach and Engagement Plan"). Subscriber Organization agrees to work with neighboring communities and stakeholders and provide them timely information during all phases of the Project, including but not limited to the following information: Project description, Project stakeholders, community concerns and Subscriber Organization's efforts to address such concerns, Project benefits, government approvals, Project schedule, and a Community Outreach and Engagement Plan. Subscriber Organization's Community Outreach and Engagement Plan is a public document and shall remain available to members of the community on the Subscriber Organization's website for the Term of this Contract and upon request. Subscriber Organization shall also provide Company with links to its Project website and Community Outreach and Engagement Plan.
- B. Public Meeting; Public Comment Period. The Parties also acknowledge that, prior to the Execution Date, Subscriber Organization provided reasonable advance notice and hosted a public meeting for community and neighborhood groups in and around the vicinity of the Project site that provided neighboring community, stakeholders, and the general public with: (i) a reasonable opportunity to learn about the proposed Project; (ii) an opportunity to engage in a dialogue about concerns, mitigation measures, and potential community benefits of the proposed Project; and (iii) information concerning the process and/or intent for the public's input and engagement, including advising attendees that they will have thirty (30) Days from the date of said public meeting to submit written comments to Company and/or Subscriber Organization. Subscriber Organization shall collect all public comments, and then provide Company copies of all comments received in their original, unedited form. Subscriber Organization agrees that it will post all comments with personal information redacted on its website for public review. Comments should remain on the Subscriber Organization's website for at least two years after the Commercial Operations Date.
- C. Subscriber Organization acknowledges and agrees that any written comments from the public regarding the CBRE Project it receives after the 30-day public comment period will be submitted to Company in their original, unedited form. Subscriber Organization further agrees to post these subsequent public comments, with personal information redacted, on its website for public review for at least two years after the Commercial Operations Date.
- D. The Parties acknowledge and agree that Subscriber Organization is responsible for community outreach and engagement for the Project, and that the public meeting and comment solicitation process described in this Section 28 (Community Outreach) do not represent the only community outreach and engagement activities that can or should be performed by Subscriber Organization. Without limitation to the generality of the preceding sentence, Subscriber Organization agrees to take into account the Project's potential impacts on historical and cultural resources and, at a minimum, Subscriber Organization shall describe: (i) any valued cultural, historical, or natural resources in the area in question, including the extent to which traditional and customary native Hawaiian rights are exercised in the area; (ii) the extent to which those resources – including traditional and customary native Hawaiian rights – will be affected or impaired by the Project; and (iii) the feasible action, if any, to be taken to reasonably protect native Hawaiian rights if they are found to exist. Subscriber Organization shall determine and implement such additional means as may be reasonably necessary to share information with and involve the community and neighborhood groups in and around the vicinity of the Facility during the Project planning and development process through the Term of this Contract, and shall timely inform Company of its plans and activities in this regard.
- E. Upon the Execution Date and at all times during the Term of this Contract, Subscriber Organization shall designate an individual as the "Subscriber Organization's Community Representative." The Subscriber Organization's Community Representative shall be the primary contact between the community and the Subscriber Organization and shall be available during the Term of this Contract to receive and answer questions from the community. As of the Execution Date, the Subscriber Organization's Community Representative shall be:

- Name: [name of Subscriber Organization's Community Representative]
- Contact Information: [email address]
- Subscriber Organization shall notify Company in writing upon designation of any new Subscriber Organization's Community Representative.

29. GENERATOR/EQUIPMENT CERTIFICATION. CBRE Facilities that utilize inverter technology must be compliant with Institute of Electrical and Electronics Engineers IEEE Std 1547-2018, Underwriters Laboratories UL 1741 and the Company’s Source Requirement Document Version 2.0 (though not preferred, Company will accept compliance with the Company’s Source Requirement Document Version 1.1 for CBRE Projects executed prior to or on June 30, 2021) as well as the Company’s Rule 14H and any additional requirements contained herein that apply to CBRE Facilities. CBRE Facilities that use a rotating machine must be compliant with applicable National Electrical Code, Underwriters Laboratories, and Institute of Electrical and Electronics Engineers standards and rules and orders of the Commission in effect at the time this Contract is executed. By signing below, the Applicant certifies that the installed generating equipment will meet the appropriate preceding requirement(s) and can supply documentation that confirms compliance, including a certification of the same from the Installing Electrical Contractor upon request by the Company.

30. ~~29.~~ NOTICE AND DISCLAIMER REGARDING FUTURE ~~RATE AND~~ TARIFF MODIFICATIONS.

- A. ~~A.~~—This Contract shall, at all times, be subject to modification by the Commission as said Commission may, from time to time, direct in the exercise of its jurisdiction. Without limiting the foregoing, Subscriber Organization expressly acknowledges the following:
1. ~~1.~~—The CBRE Tariff is subject to modification by the Commission.
 2. ~~2.~~—The CBRE Facility shall be subject to any future modifications ordered by the Commission. Subscriber Organization agrees to abide by and comply with and to pay for any costs related to such Commission-ordered modifications for the term of the Contract.
- B. **BY SIGNING BELOW, SUBSCRIBER ORGANIZATION ACKNOWLEDGES IT HAS READ, UNDERSTANDS AND AGREES TO ABIDE BY THE ABOVE SECTION 30. NOTICE AND DISCLAIMER.**

IN WITNESS WHEREOF, the Parties hereto have caused this Contract to be executed by their duly authorized representatives. This Contract is effective as of the Effective Date set forth above.

[Subscriber Organization]

Hawai‘i Electric Light Company, Inc.
Maui Electric Company, Limited],
a Hawai‘i corporation

By: _____
Name: _____
Date: _____

By: _____
Name: _____
Date: _____

MAILING ADDRESS [select as appropriate]

[Maui Electric Company, Ltd.

Attn: Renewable Energy Projects Division

P.O. Box 398

Kahului, HI 96733-6898]

[Hawai‘i Electric Light Company, Inc.

Hilo:

HELCO Engineering

Attn: DER Program

54 Halekauila Street

Hilo, HI 96720

Kona:

HELCO Engineering

Attn: DER Program

74-5519 Kaiwi Street

Kailua Kona, HI 96740]

ATTACHMENT A

SCHEDULE OF DEFINED TERMS

For the purposes of this Contract, the following capitalized terms shall have the meanings set forth below:

"Acceptance Test": A test conducted by Subscriber Organization and witnessed by Company, within thirty (30) Days of completion of all Interconnection Facilities and in accordance with criteria and test procedures determined by Company to determine conformance with Attachment F (Facility Owned by Subscriber Organization) and in accordance with Good Engineering and Operating Practices. Attachment F ~~(Facility Owned by Subscriber Organization)~~ 8 (Acceptance Test General Criteria) provides general criteria to be included in the written protocol for the Acceptance Test. Successful completion of the Acceptance Test shall be a condition precedent for the performance of the Control System Acceptance Test and the Commercial Operations Date.

"Active Power Control Interface": Shall have the meaning set forth in Section 1(g) (Active Power Control Interface) of Attachment F (Facility Owned by Subscriber Organization) of this Contract.

"Actual Output": The total quantity of electric energy (measured in kilowatt hours) produced by the CBRE Facility over a given time period and delivered to the Point of Interconnection, as measured by the Revenue Meter. "Actual Output" is the equivalent of "Net Energy."

"Allowed Capacity": Shall have the meaning set forth in Section 5(ef) of Exhibit F-1 (Description of Generation and Battery Storage Facilities) to this Contract.

"Applicable Period Lump Sum Payment": For each applicable period, the total amount of Lump Sum Payment payable during such period, as such amount may be calculated and adjusted from time to time as set forth in Section 4.B (Lump Sum Payment) of this Contract and/or Section 3 (Calculation of Lump Sum Payment) of Attachment B to this Contract.

"Applicable NEP Verification Date": For the Initial OEPR, the Initial NEP Verification Date. For any Subsequent OEPR, the first Day of the calendar month following the calendar month during which there occurs the first anniversary of the event (e.g., completion of equipment replacement) which occasioned the preparation of such Subsequent OEPR.

"Baseline SO Payment": For each calendar month, the balance of the monthly Lump Sum Payment remaining after deducting the dollar value of all Bill Credits.

"Battery Energy Storage System" or "BESS": The battery energy storage system as described in Attachment F (Facility Owned by Subscriber Organization) to the Contract, together with all other equipment, devices, and associated appurtenances owned, controlled, operated and managed by Subscriber Organization in connections, with or to facilitate, the storage, transmission, delivery or furnishing by Subscriber Organization to Company of the electric energy stored in the BESS.

"BESS Allocated Portion of the Lump Sum Payment": For each BESS Measurement Period and for any other applicable period, an amount equal to fifty percent (50%) of the total of the three monthly Lump Sum Payments for such period without taking into account any set-offs against such monthly Lump Sum Payments.

"BESS Annual Equivalent Availability Factor": Shall be as described in Attachment HC, Section 24. (BESS Annual Equivalent Availability Factor) to this Contract.

"BESS Capacity Performance Metric": Shall have the meaning set forth in Attachment H, Section 1 (BESS Tests) to this Contract.

"BESS Capacity Cure Period": Shall have the meaning set forth in Attachment C, Section 23. (BESS Capacity Test; Liquidated Damages; Termination Rights).

"BESS Capacity Ratio": Shall have the meaning set forth in Attachment H (BESS Tests) to this Contract.

"BESS Capacity Test": Shall have the meaning set forth in Attachment H (BESS Tests) to this Contract.

"BESS Contract Capacity": The storage capacity, in MWh, of the BESS, or ___ MWh.

"BESS EAF Performance Metric": Shall have the meaning set forth in Attachment C Section 24. (BESS Annual Equivalent Availability Factor and Liquidated Damages).

"BESS EFOF Performance Metric": Shall have the meaning set forth in Attachment C Section 24. (BESS Annual Equivalent Forced Outage Factor; Liquidated Damages).

"BESS Measurement Period": Shall mean, in any Contract Year, the following periods of three calendar months each: (i) the period beginning on the first day of the first calendar month of such Contract Year and extending through the last day of the third calendar month of such Contract Year; (ii) the period beginning on the first day of the fourth calendar month of such Contract Year and extending through the last day of the sixth calendar month of such Contract Year; (iii) the period beginning on the first day of the seventh calendar month of such Contract Year and extending through the last day of the ninth calendar month of such Contract Year; and (iv) the period beginning on the first day of the tenth calendar month of such Contract Year and extending through the last day of the twelfth calendar month of such Contract Year.

"BESS Measurement Period Report": For each BESS Measurement Period, the report of the data necessary for calculation of the Performance Metrics for such BESS Measurement Period to be provided by Subscriber Organization to Company in the form set forth in Section 1 (Monthly Report) of Attachment E (Monthly Reporting and Dispute Resolution by Independent AF Evaluator) to this Contract or such other form as the Company may approve in writing.

"Bill Credit" shall mean the dollar amount credited by the Company to each Subscriber on the Subscriber's retail electric service bill, which represents the Subscriber's beneficial share of renewable energy produced by the CBRE Facility and exported to the Company, and offsetting Subscriber's current renewable energy usage on such service bill.

"Bill Credit Rate": shall mean the then current applicable "Credit Rate" as determined by the CBRE Tariff. The CBRE Tariff prescribes a specific Credit Rate in the event that CBRE Small Project Phase 2 Capacity (as defined in the CBRE Tariff) is not filled for any island and a competitive credit rate procurement ("CCRP") mechanism to set the Credit Rate if there are more applications for CBRE Small Project Phase 2 Capacity than is available for any island.

"Bill of Material": A list of equipment to be installed at the Facility including, but not necessarily limited to, items such as relays, breakers, and switches.

"Business Day": Any calendar day that is not a Saturday, a Sunday, or a federal or Hawai'i state holiday.

"CBRE Facility": Subscriber Organization's renewable electric energy facility that is the subject of this Contract, including the PV System, the BESS, all Subscriber Organization-Owned Interconnection Facilities and all other equipment, devices, associated appurtenances owned, controlled, operated and managed by Subscriber Organization in connection with, or to facilitate, the production, generation, storage, transmission, delivery or furnishing of electric energy by Subscriber Organization to Company and required to interconnect with the Company System.

"CBRE Framework" means the ~~Phase 1~~ CBRE Framework, (Phase 1), as amended and supplemented by the ~~Phase 2~~ CBRE Framework (Phase 2).

"CBRE Framework (Phase 1)" means that certain "Community-Based Renewable Energy – A Program Framework" issued by the PUC and attached as Attachment A to that certain Decision and Order No. 35137, filed December 22, 2017, in Docket No. 2015-0389, portions of which are applicable to Phase 2 of the CBRE Program as specified in the CBRE Tariff.

"CBRE Framework (Phase 2)" means the framework CBRE Phase 2 established by the Commission pursuant to Order No. 37070, issued April 9, 2020, in Docket No. 2015-0389. The CBRE Framework (Phase 2) provides the basis and framework for Phase 2 of the CBRE Program and is implemented by the CBRE Tariff.

"CBRE IO" means the Independent Observer contracted with the Company but answering to the PUC to carry out the responsibilities assigned to the Independent Observer under the Phase 2 CBRE Framework.

"CBRE Online Portal" is the interactive, internet website-based interface maintained by or on behalf of the Company through which the Subscriber Organization may establish qualifications, provide information and complete documents necessary for acceptance in the CBRE Program, and may enter or change the Monthly Subscription Information reflecting updated information for each Subscriber, including any changes to any Subscriber's name, account number, address, and Subscriber Allocation. For Phase One of the CBRE Program, the CBRE Online Portal will be a manually administered application form-based process managed by Company until the CBRE Online Portal is online and ready for commercial operation. The CBRE Online Portal should be completed in time for the commencement of Phase Two of the CBRE Program.

~~"CBRE Project": A community-based renewable energy project subject to the CBRE Tariff.~~

"CBRE Program": The program established under the CBRE Tariff to allow developers of renewable energy projects to provide Account Holders with an opportunity to avail themselves of the benefits of the CBRE Tariff

~~"CBRE Project": A community-based renewable energy project subject to the CBRE Tariff.~~

~~-"CBRE Tariff": The rules for Phase 2 of the CBRE Program approved by the PUC as Tariff Rule 29 based on the CBRE Framework (Phase 2).~~

"Commercial Operations": Upon satisfaction of the following conditions, the Facility shall be considered to have achieved Commercial Operations on the Day specified in Subscriber Organization's written notice described below: (i) the Acceptance Test has been passed, (ii) all generating units have passed Control System Acceptance Tests, (iii) the Transfer Date has occurred, (iv) Subscriber Organization has (1) provided to Company the Required Models (as defined in Section 6(a) (Subscriber Organization's Obligation to Provide Models) of Attachment F (Facility Owned by Subscriber Organization)) in the form of Source Code, (2) placed the current version of the Source Code for the Required Models with the Source Code Escrow Agent as required in Section 6(b)(i)(A) (Establishment of Source Code Escrow) of Attachment F (Facility Owned by Subscriber Organization), or (3) if Subscriber Organization is unable to arrange for the placement of the appropriate Source Code into the Source Code Escrow account, placed the required funds with the Monetary Escrow Agent as required in Section 6(b)(ii)(A) (Establishment of Monetary Escrow) of Attachment F (Facility Owned by Subscriber Organization), and (v) Subscriber Organization provides Company with written notice that (aa) Subscriber Organization is ready to declare the Commercial Operations Date and (bb) the Commercial Operations Date will occur within 24 hours (i.e., the next Day).

"Commercial Operations Date" or "COD": The date on which Facility first achieves Commercial Operations.

~~"Commercial Operations Date Deadline": Shall have the meaning set forth in Section 10.I.1 of this Contract.~~

"Company": Shall have the meaning set forth in the preamble to this Contract.

"Company-Designated NEP Estimate": The estimated Net Energy Potential of the CBRE Facility as designated by Company pursuant to Section 1(e).C. (NEP IE Estimate and Company-Designated NEP Estimate) of Attachment D (Calculation and Adjustment of Net Energy Potential) this Contract.

"Company Dispatch": Company's right, through supervisory equipment or otherwise, to direct or control both the capacity and the energy output of the CBRE Facility from its minimum output rating to its maximum output rating consistent with this Contract (including, without limitation, Good Engineering and Operating Practices, which dispatch shall include real power, reactive power, voltage, frequency, the determination to cycle a unit off-line or to restart a unit, the droop control setting, the ramp rate setting, and other characteristics of such electric energy output whose parameters are normally controlled or accounted for in a utility dispatching system).

"Company-Owned Interconnection Facilities": Shall have the meaning set forth in of Attachment G (Company-Owned Interconnection Facilities).

"Company System": The electric system owned and operated by Company (to include any non-utility owned facilities) consisting of power plants, transmission and distribution lines, and related equipment for the production and delivery of electric power to the public.

"Company System Operator": The authorized representative of Company who is responsible for carrying out Company dispatch and curtailment of electric energy generation interconnected to the Company System.

"Company's Recommendations": Shall have the meaning set forth in Section 4(c) of Attachment F (Facility Owned by Subscriber Organization) to this Contract.

"Competitive Bidding Framework": The Framework for Competitive Bidding contained in Decision and Order No. 23121 issued by the Public Utilities Commission on December 8, 2006, and any subsequent orders providing for modifications from those set forth in Order No. 23121 issued December 8, 2006.

"Consultants List": Shall have the meaning set forth in Section 4(e) Exhibit F-2 (Consultants List) of Attachment F (Facility Owned by Subscriber Organization) to this Contract.

"Contract Capacity": Shall have the meaning set forth in Attachment F - Exhibit F-1 (Description of Generation and Battery Storage Facilities) to this Contract.

"Contract Year": A twelve (12) calendar month period commencing on either: (i) the Commercial Operations Date (if the Commercial Operations Date occurs on the first Day of a calendar month) and thereafter on each anniversary of the Commercial Operations Date; or (ii) the first Day of the calendar month following the month during which the Commercial Operations Date occurs, and thereafter on each anniversary of the first Day of such month; provided, however, that, in the latter case, the initial Contract Year shall also include the Days from the Commercial Operations Date to the first Day of the succeeding calendar month.

"Control System Acceptance Test(s)" or "CSAT": A test or tests performed on the centralized and collective control systems and Active Power Control Interface of the CBRE Facility, which includes successful completion of the Control System Telemetry and Control List, in accordance with procedures set forth in Attachment Exhibit F-7 (Control System Acceptance Test Procedures Criteria) to Attachment F (Facility Owned by Subscriber Organization) of the Contract.

"Control System Telemetry and Control List": The Control System Telemetry and Control List includes, but is not limited to, all of the Facility's equipment and generation performance/quality parameters that will be monitored, alarmed and/or controlled by Company's Energy Management System (EMS) throughout the Term of this Contract.

Examples of the Control System Telemetry and Control List include:

Subscriber Organization's substation/equipment status – breaker open/closed status, equipment normal/alarm operating status, etc.

Subscriber Organization's generation data (analog values) – number of generators available/online, voltage, current, MW, MVAR, etc.

Subscriber Organization's generation performance (status and/or analog values) – ramp rate, generator frequency, etc.

Active Power control interface – dispatch MW setpoint, etc.

Voltage control interface – voltage kV setpoint, etc.

Power factor control interface – power factor setpoint, etc.

"Day": A calendar day.

"Disconnection Event": Shall have the meaning set forth in Section 4(a) of Attachment F (Facility Owned by Subscriber Organization) to this Contract.

"Dispute": Shall have the meaning set forth in Section 17. of this Contract.

"DPR": Shall have the meaning set forth in Section 17. of this Contract.

"EMS" or "Energy Management System": The real-time, computer-based control system, or any successor thereto, used by Company to manage the supply and delivery of electric energy to its consumers. It provides the Company System Operator with an integrated set of manual and automatic functions necessary for the operation of the Company System under both normal and emergency conditions. The EMS provides the interfaces for the Company System Operator to perform real-time monitoring and control of the Company System, including but not limited to monitoring and control of the Facility for system balancing, supplemental frequency control and economic dispatch as prescribed in this Contract.

"Enhanced Residential Threshold": A specific percentage of Contract Capacity in excess of 40% committed to by Subscriber Organization in its proposal as the percentage to be represented by Subscriber Allocations for Residential Subscribers. The Enhanced Residential Threshold for this Contract is __%. [**Drafting note: If there is no Enhanced Residential Threshold enter "N/A" in the blank.**]

"Environment": Shall have the meaning set forth in Section 1(b)(iii)(G)(iii) (Malware) of Attachment F (Facility Owned by Subscriber Organization) to this Contract.

"Environmental Credits": Any environmental credit, offset, or other benefit allocated, assigned or otherwise awarded by any Governmental Authority, international agency, or non-governmental renewable energy certificate accounting and verification organization to Company or Subscriber Organization based in whole or in part on the fact that the CBRE Facility is a non-fossil fuel facility. Such Environmental Credits shall include, without limitation, the non-energy attributes of renewable energy including, but not limited to, any avoided emissions of pollutants to the air, soil, or water such as sulfur dioxide, nitrogen oxides, carbon monoxide, particulate matter, and hazardous air pollutants; any other pollutant that is now or may in the future be regulated under the pollution control laws of the United States; and avoided emissions of carbon dioxide and any other greenhouse gas, along with the renewable energy certificate reporting rights to these avoided emissions, but in all cases shall not mean tax credits.

"Event of Default": Shall have the meaning set forth in Section 13. (Events of Default by Subscriber Organization) of this Contract.

"Excess Energy Conditions": An operating condition on the Company System that may occur when Company has more energy available than is required to meet the load on the Company System at any point in time and the generating assets interconnected with the Company System are operating at or near their minimum levels, taking into consideration factors such as the need to maintain system reliability and stability under changing system conditions and configurations, the need for downward regulating reserves, the terms and conditions of power purchase Contracts for base-loaded firm capacity or scheduled energy, and the normal minimum loading levels of such units.

"Execution Date": The date designated as such on the first page of this Contract or, if no date is so designated, the date the Parties exchanged executed signature pages to this Contract.

"Facility's CBRE Program": The program offered by Subscriber Organization whereby ~~Aeeount Holders~~Subscribers are afforded the opportunity to ~~qualify for the~~obtain benefits of the CBRE Tariff by acquiring a beneficial ~~share~~interest in the Contract Capacity by which renewable energy is produced by the Facility and exported to Company. The Facility's CBRE Program includes the entire process of marketing and sales of, ~~or subscriptions to,~~ the Subscriber Allocations, enrolling ~~Aeeount Holders~~Subscribers, providing Company with the information necessary to afford each Subscriber the Bill Credit to which such Subscriber is entitled, responding to Subscriber inquiries, facilitating the transfer of Subscriber interests and buying back Subscriber interests. The Facility's CBRE Program shall have a duration of 20 years commencing on the Commercial Operations Date.

"Federal Non-Refundable Tax Credit": Shall mean any U.S. federal tax credit for which the federal government is not required to refund any tax credit which exceeds the tax payments due to the federal government by the Claiming Entity or to provide a cash rebate in lieu of such credit to the Claiming Entity.

"Federal Refundable Tax Credit": Shall mean any U.S. federal tax credit for which the federal government is required to refund any tax credit which exceeds the tax payments due to the federal government by the Claiming Entity or to provide a cash rebate in lieu of such credit to the Claiming Entity.

"First Benchmark Period": The period commencing on the Commercial Operations Date and ending on the last Day of the calendar month during which an OEPR Evaluator issues the Initial OEPR. During the First Benchmark Period, the First NEP Benchmark shall be the estimate of Net Energy Potential that is used to calculate the Lump Sum Payment as provided in Section 3.i.A. (Lump Sum Payment During First Benchmark Period) of Attachment B (Company Payments for Energy, Dispatchability and Availability of BESS) to this Contract.

"First NEP Benchmark": The estimate of Net Energy Potential that is used to calculate the Lump Sum Payment during the First Benchmark Period as provided in Section 3.i.A. (Lump Sum Payment During First Benchmark Period) of Attachment B (Company Payments for Energy, Dispatchability and Availability of BESS) to this Contract. The "First NEP Benchmark" shall consist of whichever of the following is applicable as of the Commercial Operation Date, as more fully provided in Section 1(+)C. (NEP IE Estimate and Company-Designated NEP Estimate) and Section 1(+)D. (NEP IE Estimate, Liquidated Damages and Subscriber Organization's Null and Void Right) of Attachment D (Calculation and Adjustment of Net Energy Potential) to this Contract: (i) NEP RFP Projection, (ii) NEP IE Estimate, (iii) Company-Designated NEP Estimate or (iv) such other amount as the Parties may agree in writing.

"First OEPR": Shall have the meaning set forth in Section 4(+)2.F. (Timeline and Fees) of Attachment D (Calculation and Adjustment of Net Energy Potential) to this Contract.

"Force Majeure": An event that satisfies the requirements of Section 27.A. (Definition of Force Majeure), Section 27.B. (Events That Could Qualify as Force Majeure) and Section 27.C. (Exclusions from Force Majeure).

"Forced Outage": A start failure or unplanned outage reported consistently with the principles in the NERC GADS REPORTING INSTRUCTIONS for SF, U1, U2 and U2 events. This may be a startup failure, a condition resulting in immediate shutdown or trip, or an outage which requires removal from the in-service state before the end of the next weekend (Sunday at 2400 or before Sunday turns into Monday). This type of outage can only occur while the resource is in service.

"Full Dispatch": A time period during which all inverters are available and there are no technical restrictions or limitations affecting generation imposed to meet Company Dispatch.

"Good Engineering and Operating Practices": The practices, methods and acts engaged in or approved by a significant portion of the electric utility industry for similarly situated U.S. facilities, considering Company's isolated island setting, that at a particular time, in the exercise of reasonable judgment in light of the facts known or that reasonably should be known at the time a decision is made, would be expected to accomplish the desired result in a manner consistent with law, regulation, reliability for an island system, safety, environmental protection, economy and expedition. With respect to the CBRE Facility, Good Engineering and Operating Practices include, but are not limited to, taking reasonable steps to ensure that:

Adequate materials, resources and supplies, are available to meet the CBRE Facility's needs under normal conditions and reasonably foreseeable abnormal conditions.

Sufficient operating personnel are available and are adequately experienced and trained to operate the CBRE Facility properly, efficiently and within manufacturer's guidelines and specifications and are capable of responding to emergency conditions.

Preventive, routine and non-routine maintenance and repairs are performed on a basis that ensures reliable long-term and safe operation, and are performed by knowledgeable, trained and experienced personnel utilizing proper equipment, tools, and procedures.

Appropriate monitoring and testing is done to ensure equipment is functioning as designed and to provide assurance that equipment will function properly under both normal and reasonably foreseeable abnormal conditions.

Equipment is operated in a manner safe to workers, the general public and the environment and in accordance with equipment manufacturer's specifications, including, without limitation, defined limitations such as temperature, current, frequency, polarity, synchronization, control system limits, etc.

"Governmental Approvals": All permits, licenses, approvals, certificates, entitlements and other authorizations issued by Governmental Authorities, as well as any agreements with Governmental Authorities, required for the construction, ownership, operation and maintenance of the CBRE Facility and the Company-Owned Interconnection Facilities, and all amendments, modifications, supplements, general conditions and addenda thereto.

"Governmental Authority": Any federal, state, local or municipal governmental body; any governmental, quasi-governmental, regulatory or administrative agency, commission, body or other authority exercising or entitled to exercise any administrative, executive, judicial, legislative, policy, regulatory or taxing authority or power; or any court or governmental tribunal.

"GPR": Shall have the meaning set forth in Section 3.C. (Assurance of Capability of CBRE Facility to Deliver Net Energy Potential and Availability of BESS-) of this Contract.

"GPR Performance Metric": Shall be as determined under Attachment C, Section 1.B. (Determination of GPR Performance Metric) of this Contract.

"Hawai'i Investment Tax Credit": Shall mean a credit against Hawai'i source income for which Subscriber Organization is eligible on the Commercial Operations Date or thereafter because of investment in renewable energy technologies incorporated into the CBRE Facility.

"Hawai'i Non-Refundable Tax Credit": Shall mean any Hawai'i Investment Tax Credit for which the State of Hawai'i is not required to refund any tax credit which exceeds the tax payments due to the State of Hawai'i by the Claiming Entity or to provide a cash rebate in lieu of such credit to the Claiming Entity.

"Hawai'i Production Tax Credit": Shall mean a credit against Hawai'i source income for which Subscriber Organization is eligible on the Commercial Operations Date or thereafter because of the energy produced by the CBRE Facility.

"Hawai'i Refundable Tax Credit": Shall mean any Hawai'i Investment Tax Credit for which the State of Hawai'i is required to refund any tax credit which exceeds the tax payments due to the State of Hawai'i by the Claiming Entity or to provide a cash rebate in lieu of such credit to the Claiming Entity.

"Hawai'i Renewable Energy Tax Credit": The Hawai'i Investment Tax Credit and the Hawai'i Production Tax Credit.

"HERA": The Hawai'i Electricity Reliability Administrator.

"HERA Law": Act 166 (Haw. Leg. 2012), which was passed by the 27th Hawai'i Legislature in the form of S.B. No. 2787, S.D. 2, H.D.2, C.D.1 on May 2, 2012 and signed by the Governor on June 27, 2012. The effective date for the law is July 1, 2012. The HERA Law authorizes (i) the PUC to develop, adopt, and enforce reliability standards and interconnection requirements, (ii) the PUC to contract for the performance of related duties with a party that will serve as the HERA, and (iii) the collection of a Hawai'i electricity reliability surcharge to be collected by Hawai'i's electric utilities and used by the HERA. Reliability standards and interconnection requirements adopted by the PUC pursuant to the HERA Law will apply to any electric utility and any user, owner, or operator of the Hawai'i electric system. The

PUC also is provided with the authority to monitor and compel the production of data, files, maps, reports, or any other information concerning any electric utility, any user, owner or operator of the Hawai'i electric system, or other person, business, or entity, considered by the commission to be necessary for exercising jurisdiction over interconnection to the Hawai'i electric system, or for administering the process for interconnection to the Hawai'i electric system.

"House Power" shall mean the electricity needed to assist in the operation of the CBRE Facility including system performance monitoring and associated communications, except for energy directly required for the local control and safe operation of the PV System and BESS. It also means other electricity used by the CBRE Facility, such as for perimeter lighting, a visitor's center or any other structures or facilities at the CBRE Facility site.

"Independent AF Evaluator": A person empowered, pursuant to Section 2(e) (Appointment of Independent AF Evaluator) of Attachment E (Monthly Reporting and Dispute Resolution by Independent AF Evaluator) to resolve disagreements due to failure of the Parties to resolve a Monthly Report Disagreement.

"Initial NEP OEPR Estimate": The NEP OEPR Estimate set forth in or derived from the Initial OEPR, as more fully set forth in Section 4(e)2.E (Terms of Engagement) of Attachment D (Calculation and Adjustment of Net Energy Potential) to this Contract.

"Initial NEP Verification Date": The first Day of the calendar month following the fifteenth (15th) calendar month after the Commercial Operations Date.

"Initial OEPR": The OEPR to be prepared pursuant in Section 21.E. (Initial OEPR) of Attachment D (Calculation and Adjustment of Net Energy Potential) to this Contract.

"Interconnection Facilities": The equipment and devices required to permit the CBRE Facility to operate in parallel with, and deliver electric energy to, the Company System and provide reliable and safe operation of, and power quality on, the Company System (in accordance with applicable provisions of the PUC's General Order No. 7, Company tariffs, operational practices, interconnection requirements studies, and planning criteria), such as, but not limited to, transmission and distribution lines, transformers, switches, and circuit breakers.

"Interconnection Requirements Study" or "IRS": A study consisting of a system impact study and a Facility study, performed in accordance with the terms of the IRS Letter Agreement to determine, among other things, (a) the system requirements and equipment requirements to interconnect the CBRE Facility with the Company System, (b) the Performance Standards for the CBRE Facility, and (c) an estimate of interconnection costs and project schedule for interconnection of the CBRE Facility.

"IRS Amendment": Shall have the meaning ascribed to such term in Section 3.C.1 (Interconnection Requirements Study).

"IRS Amendment Deadline": The 75th Day following the date the completed IRS is provided to Subscriber Organization, or such later date as Company and Subscriber Organization may agree to by written agreement.

"IRS Letter Agreement or IRS Letter Agreements": The system impact study and Facility study letter agreements (which may combined into one letter agreement) and any written, signed amendments thereto, between Company and ~~Seller~~Subscriber Organization that collectively describe the scope, schedule, and payment arrangements for the Interconnection Requirements Study.

"IRS Termination Deadline:" The 30th Day following the date the completed IRS is provided to Subscriber Organization, or such later date as Company and Subscriber Organization may agree to by a written agreement.

"Interface Block Diagram": The visual representation of the signals between Subscriber Organization and Company, including but not limited to, Telemetry and Control points, digital fault recorder settings, telecommunications and protection signals.

"kV": Kilovolt.

"kW": Kilowatt. Unless expressly provided otherwise, all kW values stated in this Contract are alternating current values and not direct current values.

"kWh": Kilowatt-hour.

"Land Rights": All easements, rights of way, licenses, leases, surface use agreements and other interests or rights in real estate.

"Laws": All federal, state and local laws, rules, regulations, orders, ordinances, permit conditions and other governmental actions.

"LD Assessment Date": For the last month of each LD Period, the Day following the expiration of the 10-Business Day period provided for Company to submit a Notice of Disagreement pursuant to Section 2(a) (Notice of Disagreement With Monthly Report) of Attachment E (Monthly Reporting and Dispute Resolution by Independent AF Evaluator) to this Contract.

"LDT": Shall have the meaning set forth in Attachment C, Section 6.A. (RTE Test and Liquidated Damages).

"LMI Minimum Threshold": A specific percentage of Contract Capacity committed to by Subscriber Organization in its proposal as the percentage to be represented by Subscriber Allocations for LMI Subscribers. The Minimum LMI Threshold for this Contract is __%. [Drafting note: The percentage shall be taken from Subscriber Organization's proposal if that proposal included a LMI Minimum Threshold. If there is no LMI Minimum Threshold enter "N/A" in the blank. For dedicated LMI projects, the LMI Minimum Threshold is 100%.]

"LMI Subscriber": A Subscriber who satisfies the LMI requirements set forth in ~~Section 15 (LMI Subscribers) of Attachment I (Facility's CBRE Program) to this Contract.~~ the CBRE Tariff.

"LD Period": A rolling period of twelve (12) calendar months each. At the end of each calendar month, the LD Period rolls forward to include the next calendar month. The initial "LD Period" shall consist of the 12 full calendar months of the initial Contract Year.

"Losses": Any and all direct, indirect or consequential damages, fines, penalties, deficiencies, losses, liabilities (including settlements and judgments), costs, expenses (including reasonable attorneys' fees and court costs) and disbursements.

"Lowest BESS Capacity Bandwidth": Shall have the meaning set forth in Attachment C Section 3. (BESS Capacity Test ~~and~~; Liquidated Damages; Termination Rights).

"Lump Sum Payment": The monthly lump sum as provided in Section 2. (Lump Sum Payment for Purchase of Dispatchability) of Attachment B to this Contract (Company Payments for Energy, Dispatchability and Availability of BESS).

"Malware": means computer software, code or instructions that: (a) intentionally, and with malice intent by a third party, adversely affect the operation, security or integrity of a computing, telecommunications or other digital operating or processing system or environment, including without limitation, other programs, data, databases, computer libraries and computer and communications equipment, by altering, destroying, disrupting or inhibiting such operation, security or integrity; (b) without functional purpose, self-replicate without manual intervention; (c) purport to perform a useful function but which actually performs either a destructive or harmful function, or perform no useful function other than utilize substantial computer, telecommunications or memory resources with the intent of causing harm; or (d) without authorization collect and/or transmit to third parties any information or data; including such software, code or instructions commonly known as viruses, Trojans, logic bombs, worms, adware and spyware.

"Management Meeting": Shall have the meaning set forth in Section 17 ~~(Good Faith Negotiations.B. (Dispute Resolution)).~~

"Maximum Rated Output": Net maximum output of the BESS in MW, which shall not exceed the Allowed Capacity.

"Measured Performance Ratio" or "MPR": Shall have the meaning set forth in Attachment C, Section 2.A. (Calculation of Measured Performance Ratio) of this Contract.

"Monthly Progress Report": Shall have the meaning set forth in Attachment E (Monthly Progress Report).

"Monthly Report": The report of the data (for the calendar month and the LD Period, the MPR Assessment Period and the BESS Measurement Period ending with such calendar month) necessary for the calculation of the Performance Metrics to be provided by Subscriber Organization to Company as set forth in Section 1. (Monthly Report) of Attachment E (Monthly Reporting and Dispute Resolution by Independent AF Evaluator) to this Contract. Without limitation to the generality of the preceding sentence, references to the Monthly Report for a month that constitutes the last month of a BESS Measurement Period shall be deemed to include the BESS Measurement Period Report for such BESS Measurement Period.

"Monthly Report Disagreement": Any disagreement arising out of the same Monthly Report.

"Monthly Subscription Information" shall mean the information stored within the CBRE Online Portal, as timely entered or changed by the Subscriber Organization via the CBRE Online Portal, setting forth the name, account number and service address each Subscriber holding subscriptions in the CBRE Facility, and the Subscriber Allocation applicable to each such Subscriber's subscription, reflecting each Subscriber's allocable portion of renewable energy produced by the CBRE Facility during a particular Production Month.

"Most Recent Prior NEP Benchmark": In the event a Subsequent OEPR is prepared for an OEPR Period of Record ending on or after the commencement of the fourth (4th) Contract Year, the "Most Recent Prior NEP Benchmark" shall be (i) for the first such Subsequent OEPR, the Second NEP Benchmark that was used to calculate the Lump Sum Payment for the last month of the Second Benchmark Period pursuant to Section 3.iii.aB. of Attachment B (Company Payments for Energy, Dispatchability and Availability of BESS) to this Contract and (ii) for all Subsequent OEPRs prepared after the aforementioned first Subsequent OEPR, the NEP OEPR Estimate obtained from the immediately preceding Subsequent OEPR.

"MPR": Shall have the meaning set forth in Attachment C Section 2. of this Contract.

"MPR Assessment Period": Shall mean, for purposes of demonstrating a Measured Performance Ratio, a rolling period of twelve (12) calendar months each. At the end of each calendar month, the MPR Assessment Period rolls forward to include the next calendar month. The initial "MPR Assessment Period" shall consist of the 12 full calendar months of the initial contract year.

"MPR Assessment Period Lump Sum Payment": For each MPR Assessment Period, the monthly Lump Sum Payment for the twelfth month of such MPR Assessment Period after deducting the amounts (if any) payable as liquidated damages under Attachment C Section 1. (PV System Equivalent Availability Factor Performance Metric and Liquidated Damages) for the same calendar month in question.

"MPR Test": Shall have the meaning set forth in Attachment C, Section 2.A-ivB. (MPR Test) of this Contract.

"MW": Megawatt. Unless expressly provided otherwise, all MW values stated in this Contract are alternating current values and not direct current values.

"MWh": Megawatt-hour.

"NEP IE Estimate": The estimated Net Energy Potential of the CBRE Facility to which the IE Energy Assessment Report assigns a P-Value of 95 for a ten-year period.

"NEP OEPR Estimate": For each OEPR, the estimated Net Energy Potential of the CBRE Facility to which such OEPR assigns a P-Value of 95 for a ten-year period.

"NEP RFP Projection": The Net Energy Potential of the CBRE Facility to which the Subscriber Organization in Subscriber Organization's RFP Proposal assigns a P-Value of 95 for a ten-year period.

"NERC GADS": Shall have the meaning set forth in ~~Attachment-Section 4.C~~, (Assurance of Capability of CBRE Facility to Deliver Net Energy Potential and Availability of BESS) of this Contract.

"Net Amount": Shall mean, with respect to any Hawai'i Renewable Tax Credit, the amount remaining after deducting any documented and reasonable financial, legal, administrative and other costs and expenses of applying for, pursuing, monetizing and receiving the applicable Hawai'i Renewable Tax Credit, payments by (or reserves established for the payment by) Subscriber Organization and/or its investors on account of federal or state income taxes (at the highest applicable marginal corporate rate) payable with respect to receipt of such Hawai'i Renewable Tax Credit, and all payments to or reserves required by Subscriber Organization's lenders or other financing parties in connection with the application for or receipt of such Hawai'i Renewable Tax Credit.

"Net Energy": The total quantity of electric energy (measured in kilowatt hours) produced by the CBRE Facility over a given time period and delivered to the Point of Interconnection, as measured by the Revenue Meter. "Net Energy" the equivalent of "Actual Output."

"Net Energy Potential": The estimated single number with a P-Value of 95 for the annual Net Energy that could be produced by the CBRE Facility based on the estimated long-term monthly and annual total of such production over a ten-year period. The Net Energy Potential is subject to adjustment as provided in Attachment D (Calculation and Adjustment of Net Energy Potential) to this Contract, but in no circumstances shall the Net Energy Potential exceed the NEP RFP Projection.

"Notice of Disagreement": Shall have the meaning set forth in Section 2(a) (Notice of Disagreement with Monthly Report) of Attachment E (Monthly Reporting and Dispute Resolution by Independent AF Evaluator) to this Contract.

"OEPR": An Operational Energy Production Report, including the Initial OEPR and each Subsequent OEPR.

"OEPR Conference": Shall have the meaning set forth in Section 4(g)2.G. (Review of the First OEPR Evaluator Report) of this Attachment D (Calculation and Adjustment of Net Energy Potential) to this Contract.

"OEPR Consultants List": The engineering firms listed in Section 4(j)2.J. (Acceptable Persons and Entities) of Attachment D (Calculation and Adjustment of Net Energy Potential) to this Contract, as such list may be expanded or contracted by the Parties as provided in Section 4(b)2.B. (Eligibility for Appointment as OEPR Evaluator) of said Attachment D (Calculation and Adjustment of Net Energy Potential) or Section 2(f).f. (Eligibility for Appointment as Independent AF Evaluator) of Attachment E (Monthly Reporting and Dispute Resolution by Independent AF Evaluator) to this Contract.

"OEPR Evaluator": Shall have the meaning set forth in Section 4(a) (Selection of OEPR Evaluator) of Attachment D (Calculation and Adjustment of Net Energy Potential) of this Contract.

"OEPR Period of Record": For each OEPR, the twelve-month period preceding the Applicable NEP Verification Date for such OEPR.

"Parties": Subscriber Organization and Company, collectively.

"Party": Each of Subscriber Organization or Company.

~~"Pay As You Go": refers to any lease or subscription interest in a CBRE project or its energy output in which a Subscriber does not make any up-front payment (except for fixed administrative or other costs not based on the level of Subscriber's interest) to the Subscriber Organization for Subscriber's interest and instead makes periodic, e.g., monthly, payments to the Subscriber Organization for Subscriber's interest, with such payment to be commensurate with the extent of the Subscriber's interest in the CBRE project. The payment for the Subscriber's interest in the Pay As You Go model does not include other payments that may be necessary from~~

~~Subscriber to the Subscriber Organization, such as operations and maintenance, insurance and other cost items that may be specified in the Subscriber Agreement between Subscriber and Subscriber Organization for a particular CBRE project~~

~~"Pay Up Front": refers to any asset type interest in a CBRE project or its energy output where the Subscriber is required to make an up-front payment to the Subscriber Organization for Subscriber's interest and thereafter is not required to make further periodic payments to the Subscriber Organization for Subscriber's interest in the CBRE project. The payment for the Subscriber's interest in the Pay Up Front model does not include other payments that may be necessary from a Subscriber to the Subscriber Organization such as operations and maintenance, insurance and other cost items that may be specified in the Subscriber Agreement between Subscriber and Subscriber Organization for a particular CBRE project.~~

"Performance Metrics": Each of the applicable ~~REP~~ REPV System Equivalent Availability Factor Performance Metric, the GPR Performance Metric, the BESS Capacity Performance Metric, the BESS EAF Performance Metric, the BESS EFOF Performance Metric, ~~the RTE Performance Metric,~~ and the ~~Fast Frequency Response~~ RTE Performance Metric.

"Performance Metrics LDs": Shall have the meaning set forth in Attachment C, Section 8. (Payment of Liquidated Damages for Failure to Achieve Performance Metrics; Limitation on Liquidated Damage).

"Performance Standards": The various performance standards for the operation of the Facility and the delivery of electric energy from the Facility to Company specified in Section 3. (Performance Standards) of Attachment F (Facility Owned by Subscriber Organization), as such standards may be revised from time to time pursuant to this Contract.

~~"Performance Standards Information Request": A written notice from Company to Subscriber Organization proposing revisions to one or more of the Performance Standards then in effect and requesting information from Subscriber Organization concerning such proposed revision(s).~~

~~"Performance Standards Modifications": For each Performance Standards Revision, any capital improvements, additions, enhancements, replacements, repairs or other operational modifications to the Facility and/or to changes in Subscriber Organization's operations or maintenance practices necessary to enable the Facility to achieve the performance requirements of such Performance Standards Revision.~~

~~"Performance Standards Pricing Impact": Any adjustment in Contract Pricing necessary to specifically reflect the recovery of the net costs and/or net lost revenues specifically attributable to any Performance Standards Modification necessary to comply with Performance Standard Revision, which shall consist of the following: (i) recovery of, and return on, any capital investment (aa) made over a cost recovery period starting after the Performance Standards Revision is made effective following a PUC Performance Standards Revision Order through the end of the Initial Term and (bb) based on a proposed capital structure that is commercially reasonable for such an investment and the return on investment is at market rates for such an investment or similar investment); (ii) recovery of reasonably expected net additional operating and maintenance costs; and (iii) an adjustment in pricing necessary to compensate Subscriber Organization for reasonably expected reductions, if any, in the delivery of electric energy to Company under this Contract, which shall consist of (yy) an increase in payments necessary to compensate Subscriber Organization for expected reduced electric energy payments under this Contract; and (zz) to the extent applicable, an increase in payments necessary to compensate Subscriber Organization for reasonably expected reductions in receipt of production tax credits (pursuant to Section 45 of the Internal Revenue Code) calculated on an after-tax basis.~~

~~"Performance Standards Proposal": A written communication from Subscriber Organization to Company detailing the following with respect to a proposed Performance Standards Revision: (i) a statement as to whether Subscriber Organization believes that it is technically feasible to comply with the Performance Standards Revision and the basis therefor; (ii) the Performance Standard Modifications proposed by Subscriber Organization to comply with the Performance Standards Revision; (iii) the capital and incremental operating costs of any necessary technical improvements, and any other incremental net operating or maintenance cost associated with any necessary operational changes, and any expected lost revenues associated with expected reductions in electric energy delivered to Company; (iv) the Performance Standards Pricing Impact of such costs and/or lost revenues; (v) information regarding the effectiveness of such technical improvements or operational modifications; (vi) proposed contractual consequences for failure to comply with the Performance Standard Revision that would be commercially reasonable under the circumstances; and (vii) such other information as may be reasonably required by Company to evaluate Subscriber Organization's proposals. A Performance~~

~~Standards Proposal may be issued either in response to a Performance Standards Information Request or on Subscriber Organization's own initiative.~~

~~"Performance Standards Revision": A revision, as specified in a Performance Standards Information Request or a Subscriber Organization-initiated Performance Standards Proposal, to the Performance Standards in effect as of the date of such Request or Proposal.~~

~~"Performance Standards Revision Document": A document specifying one or more Performance Standards Revisions and setting forth the changes to the Contract necessary to implement such Performance Standards Revision(s). A Performance Standards Revision Document may be either a written agreement executed by Company and Subscriber Organization or as directed by the Independent Evaluator pursuant to this Contract, in the absence of such written agreement.~~

~~"Phase 1 CBRE Framework" means that certain "Community-Based Renewable Energy – A Program Framework" issued by the PUC and attached as Attachment A to that certain Decision and Order No. 35137, filed December 22, 2017, in Docket No. 2015-0389, portions of which are applicable to Phase 2 of the CBRE Program as specified in the CBRE Tariff.~~

~~"Phase 2 CBRE Framework" means the framework established by the Commission pursuant to Order No. 37070, issued April 9, 2020 in Docket No. 2015-0389. The Phase 2 CBRE Framework provides the basis and framework for Phase 2 of the CBRE Program and is implemented by the CBRE Tariff.~~

"Point of Interconnection": The point of delivery of electric energy and/or capacity supplied by Subscriber Organization to Company, where the CBRE Facility owned by the Subscriber Organization interconnects with the Company System. The Subscriber Organization shall own and maintain the facilities from the CBRE Facility to the Point of Interconnection, excluding any Company-Owned Interconnection Facilities located on the Site. The Company shall own and maintain the facilities from the Point of Interconnection to the Company's system. The Point of Interconnection will be identified in the IRS and set forth on the Single-Line Drawing and Interface Block Diagram in Attachment F, Exhibit F-5 (Single-Line Drawing and Interface Block Diagram).

"Prime Rate" shall mean the current "U.S. Prime Rate" of interest, as published from time to time by The Wall Street Journal in the "Money Rates" section of its Western Edition Newspaper. The Prime Rate shall change without notice with each change in the U.S. Prime Rate reported by The Wall Street Journal, as of the date such change is reported.

"Project": The Facility as described in Attachment F (Facility Owned by Subscriber Organization).

"Project Documents": This Contract, any ground lease or other agreement or instrument in respect of the Site and/or the Land Rights, all construction contracts to which Subscriber Organization is or becomes a party thereto, operation and maintenance agreements, and all other agreements, documents and instruments to which Subscriber Organization is or becomes a party thereto in respect of the Facility, other than the Financing Documents, as the same may be modified or amended from time to time in accordance with the terms thereof.

"PUC": Shall have the meaning set forth in the Recitals.

~~"PUC Performance Standards Revision Order": The decision and order of the PUC approving the application or motion by the Parties seeking (i) approval of the Performance Standards Revision in question and the associated Performance Standards Revision Document; (ii) finding that the impact of the changes to the Contract Pricing on Company's revenue requirements is reasonable, and (iii) approval to include the costs arising out of pricing changes in Company's Energy Cost Recovery Clause (or equivalent).~~

"PUC's Standards": Standards for Small Power Production and Cogeneration in the State of Hawai'i, issued by the Public Utilities Commission of the State of Hawai'i, Chapter 74 of Title 6, Hawai'i Administrative Rules, currently in effect and as may be amended from time to time.

"PV System": The photovoltaic solar electric generating project as more particularly described in Exhibit F-1 to Attachment F to the Contract (Description of Generation and Battery Storage Facilities).

"PV System Equivalent Availability Factor Performance Metric": Shall have the meaning set forth in Attachment C, (Required Performance Metrics; Liquidated Damages).

"Renewable Portfolio Standards" or "RPS": The Hawai'i law that mandates that Company and its subsidiaries generate or purchase certain amounts of their net electricity sales over time from qualified renewable resources. The RPS requirements in Hawai'i are currently codified as Hawai'i Revised Statutes (HRS) 269-91 through 269-95.

"Renewable Resource Baseline": The estimated renewable resource potential of the Site for a typical meteorological year. For avoidance of doubt, the purpose of this term is to provide a short-hand characterization of the nature of the renewable resource risk assumed by the Subscriber Organization under this Contract in making its Site selection.

"Renewable Resource Variability": The variations, above and below the Renewable Resource Baseline, of the renewable resource actually available at the Site on a moment-to-moment basis. For avoidance of doubt, the purpose of this term is to provide a short-hand characterization of the nature of the renewable resource risk assumed by the Company under this Contract in agreeing to make fixed payments in an amount calculated on the basis of the CBRE Facility's capability to deliver the Net Energy Potential regardless of whether or not sufficient renewable resource is in fact available at any particular moment.

"Revenue Meter": The revenue meter packaging, revenue metering PTs and CTs, and secondary wiring, which will record the renewable energy produced by the CBRE Facility and dispatched to the Company at the Point of Interconnection.

"RFP": Company's Request for Proposals issued on [_____], 202.

"RFP Proposal": The documents and submissions comprising Subscriber Organization's proposal selected in response to the RFP.

"RTE Performance Metric": Shall have the meaning set forth in Attachment H, Section 1 (BESS Tests) to this Contract.

"RTE Ratio": Shall have the meaning set forth in in Section 1 (BESS Tests) of Attachment H to this Contract.

"SCADA" or "Supervisory Control and Data Acquisition": The Company system that provides remote control and monitoring of Company's transmission and sub-transmission systems and enables Company to perform real-time control of equipment in the field and to monitor the conditions and status of the Company System.

"Second Benchmark Period": The period commencing on the first Day of the calendar month following the month during which an OEPR Evaluator issues the Initial OEPR and ending with the expiration of the third (3rd) Contract Year. For avoidance of doubt, the effect of the foregoing definition is that the Second Benchmark Period will follow immediately upon the expiration of the First Benchmark Period.

"Second NEP Benchmark": For each calendar month during the Second Benchmark Period, the estimate of Net Energy Potential to be used during such calendar month to calculate the Lump Sum Payment pursuant to Section 3.ii.a (Calculation of Lump Sum Payment) of Attachment B (Company Payments for Energy, Dispatchability and Availability of BESS) to this Contract. For avoidance of doubt, the Second NEP Benchmark may vary during the Second Benchmark Period as and to the extent provided in ~~said Section 3.ii.a.~~ Section 3.B. of Attachment B (Company Payments for Energy, Dispatchability and Availability of BESS) to this Contract.

"Second OEPR": Shall have the meaning set forth in Section 4(g)2.G. (Review of the First OEPR Evaluator Report) of Attachment D (Calculation and Adjustment of Net Energy Potential) to this Contract.

"Second OEPR Evaluator": Shall have the meaning set forth in Section 4(g)2.G. (Review of the First OEPR Evaluator Report) of Attachment D (Calculation and Adjustment of Net Energy Potential) to this Contract.

"Site": The parcel of real property on which the CBRE Facility will be constructed and located, together with any Land Rights reasonably necessary for the construction, ownership, operation and maintenance of the CBRE Facility. The Site is identified in Attachment F (Facility Owned by Subscriber Organization) to this Contract.

"Source Code": Shall mean the human readable source code of the Required Models which: (i) will be narrated documentation related to the compilation, linking, packaging and platform requirements and any other materials or software sufficient to enable a reasonably skilled programmer to build, modify and use the code within a commercially reasonable period of time for the purposes of a Source Code Authorized Use; and (ii) can reasonably be compiled by a computer for execution.

"Source Code Authorized Use": Shall have the meaning set forth in Section 6(b)(i)(E) (Authorized Use) of Attachment F (Facility Owned by Subscriber Organization) of this Contract.

"Source Code Escrow": Shall mean the escrow established with the Source Code Escrow Agent under the terms of the Source Code Escrow Agreement under which Source Code shall be confidentially deposited by a Source Code Owner for safekeeping and, upon the satisfaction of certain conditions, release to the Company.

"Source Code Escrow Agent": Shall mean Iron Mountain Intellectual Property Management, Inc. or such other similar escrow agent approved by Company.

"Source Code Escrow Agreement": Shall mean a multi-party escrow agreement between Company, Source Code Escrow Agent and any and all Source Code Owners depositing Source Code into the Source Code Escrow which, among other matters, names Company as beneficiary thereunder, and is otherwise acceptable in form and substance to Company.

"Source Code Owner": Shall mean the developer and/or owner of the Required Models utilizing Source Code authorized to deposit the Source Code with the Source Code Escrow Agent upon the terms of the Source Code Escrow Agreement.

"SOX 404": Shall have the meaning set forth in Section 8.F. (Financial Compliance) of the Contract.

"State of Charge": Energy in the BESS stated as a percentage of BESS Contract Capacity.

"Submission Notice": Shall have the meaning set forth in Section 2(e) (Appointment of Independent AF Evaluator) of Attachment E (Monthly Reporting and Dispute Resolution by Independent AF Evaluator) to this Contract.

"Study": Shall have the meaning set forth in Section 4(e) of Attachment F (Facility Owned by Subscriber Organization) to this Contract.

"Submission Notice": Shall have the meaning set forth in Section 2(e) (Appointment of Independent AF Evaluator) of Attachment E (Monthly Reporting and Dispute Resolution by Independent AF Evaluator) to this Contract.

"Subscriber" means a retail customer of the Company who owns one or more subscriptions of a CBRE Facility interconnected with the Company.

"Subscriber Agency Agreement and Consent Form" means the agreement between Subscriber Organization and Subscriber that authorizes disclosure of certain Account Information and Energy Usage Data, the form of which is included in the CBRE Tariff.

"Subscriber Agreement" means the written Agreement between Subscriber Organization and its Subscribers required to contain standard information and provisions to ensure transparency and proper consumer protection in accordance with the CBRE Tariff and applicable law.

"Subscriber Allocation" shall mean, for each Subscriber, such Subscriber's percentage interest in the total nameplate capacity of the REPV System, reflecting each Subscriber's allocable portion of renewable energy available for dispatch by the CBRE Facility in a particular calendar month.

"Subscriber's Confidential Account Information" consists of the Subscriber's name, account number, service address, telephone number, email address, web site URL, information on Subscriber participation in other distributed generation serving the premises of the Subscriber, and Subscriber specific Bill Credit(s).

"Subscriber Organization": Shall have the meaning set forth in the preamble to this Contract.

"Subscriber Organization Affiliate": Shall have the meaning set forth in Section 6(b)(ii)(A) (Establishment of Monetary Escrow) of Attachment F (Facility Owned by Subscriber Organization) to this Contract.

"Subscriber Organization-Attributable Non-Generation": Time periods during which the inverter in question (or the CBRE Facility as a whole) is not dispatched or is derated or shutdown (or the CBRE Facility is disconnected) because of any of the following:

- (i) The CBRE Facility's failure to comply with any of the Performance Standards, Good Engineering and Operating Practices, Governmental Approvals, applicable Laws or Subscriber Organization's other obligations under this Contract;
- (ii) Subscriber Organization-Attributable System Conditions;
- (iii) Conditions at or on either side of the Point of Interconnection arising from the acts or omissions of Subscriber Organization or any of its affiliates, employees, agents, contractors, vendors, materialmen, independent contractors or suppliers of Subscriber Organization, acting in such capacity for the benefit of Subscriber Organization ("Subscriber Organization Representatives"), unless such acts or omissions are themselves excused by reasons of Force Majeure pursuant to Section 27. (Force Majeure) of the Contract;
- (iv) A disconnection initiated by the Company pursuant to Section 12. (Personnel and System Safety) of this Contract that is caused by Subscriber Organization or any Subscriber Organization Representatives;
- (v) The Company has reasonably decided that it is inadvisable for such WTG, inverter (or the CBRE Facility as a whole) to continue normal operations without a further Control System Acceptance Test as provided in Attachment F to the Contract;
- (vi) The CBRE Facility is deemed to be in Subscriber Organization-Attributable Non-Generation status under any of the following sections of Attachment F: Section 1(g)(vi), Section 1(j) (Demonstration of Facility) or Section 4(e); ~~and~~
- (vii) The CBRE Facility is shutdown at the direction of Company, and such shutdown is caused by Subscriber Organization or any Subscriber Organization Representatives or the lack of reliable real time data; and
- (viii) The CBRE Facility fails to comply with Company Dispatch or other outage or duration as provided in Section 5.C. (Company Rights of Dispatch)

Each time period of Subscriber Organization-Attributable Non-Generation shall constitute an Outage or Deration, as applicable.

"Subscriber Organization-Attributable System Conditions": Conditions on the Company System:

- (i) that result from either (a) the CBRE Facility's generation and delivery of electric power to the Company System or (b) any condition arising from the acts or omissions of Subscriber Organization or any Subscriber Organization Representative, unless such acts or omissions are themselves excused by reasons of Force Majeure pursuant to Section 27 of the Contract; and
- (ii) caused by or attributable to the CBRE Facility or Subscriber Organization or any Subscriber Organization Representatives that Company reasonably determines to either (a) be inconsistent with Good Engineering and Operating Practices on the Company System or (b) jeopardize the safety, reliability or stability of the Company System.

For avoidance of doubt, the Company's inability to dispatch the CBRE Facility due to the existence of Excess Energy Conditions on the Company System shall not constitute Subscriber Organization-Attributable System Conditions.

"Subscriber Organization-Owned Interconnection Facilities": The Interconnection Facilities constructed and owned by Subscriber Organization.

"Subscriber's Confidential Account Information" consists of the Subscriber's name, account number, service address, telephone number, email address, web site URL, information on Subscriber participation in other distributed generation serving the premises of the Subscriber, and Subscriber specific Bill Credit(s).

"Subscriber's Usage Data" refers to data collected from the utility Subscriber meters that reflects the quantity, quality, or timing of electric usage or renewable energy production attributable to the Subscriber for the service address and account number identified for participation in the CBRE Facility.

~~"Subscription" or "Subscription Agreement" means the contract between a Subscriber and the Subscriber Organization.~~

"Subsequent NEP OEPR Estimate": For each Subsequent OEPR, the NEP OEPR Estimate derived from such Subsequent OEPR.

"Subsequent OEPR": Any OEPR prepared pursuant to Section 31.F (Subsequent OEPRs) of Attachment D (Calculation and Adjustment of Net Energy Potential) to this Contract.

"Subsequent NEP OEPR Estimate": For each Subsequent OEPR, the NEP OEPR Estimate derived from such Subsequent OEPR.

"Subsequent OEPR": Any OEPR prepared pursuant to Section 31.F (Subsequent OEPRs) of Attachment D (Calculation and Adjustment of Net Energy Potential) to this Contract.

"Substantial Progress" means that on or before the last Day of the 18-month period (including day-for-day extensions) to achieve the Commercial Operations Date, the Subscriber Organization has achieved all of the following: (1) Installed one-hundred percent (100%) of the ~~REP~~ REP System foundation (including pier, helical screw, ballasts, or similar) to enable mounting of the nameplate capacity as collectively set forth in Attachment F to this Contract; (2) Built, or otherwise has in place, a permanent drivable (road) surface on the parcel or parcels of land associated with the CBRE Facility so that Company on a 24 hour a day, seven days a week, basis can access its equipment, including but not limited to lines, poles, transformers, billing meters, underground facilities and other facilities, but excluding production meters. The drivable road surface needs to be reasonably sufficient to support operation and maintenance vehicles; and (3) Built, or otherwise has in place, a permanent fence surrounding the entirety of the CBRE Facility location

"Telemetry and Control": The interface between Company's EMS and the physical equipment at the Facility.

"Term" means the term of this Contract and shall begin when this Contract is signed by the Parties and end twenty (20) years after the Commercial Operations Date unless otherwise provided for in this Contract.

"Termination Damages": Liquidated damages calculated in accordance with Section 15. (Damages in the Event of Termination by Company) of this Contract.

~~"Termination Deadline": The 30th Day following the date the completed IRS is provided to Subscriber Organization, or such later date as Company and Subscriber Organization may agree to by a written agreement.~~

"Third OEPR": Shall have the meaning set forth in Section 4(h)2.H. (Review of the Second OEPR Evaluator Report) of ~~this~~-Attachment D (Calculation and Adjustment of Net Energy Potential) to this Contract.

"Third OEPR Evaluator": Shall have the meaning set forth in Section 4(h)2.H. (Review of the Second OEPR Evaluator Report) of ~~this~~ Attachment D (Calculation and Adjustment of Net Energy Potential) to this Contract.

"Third Party": Any person or entity other than Company or Subscriber Organization, and includes, but is not limited to, any subsidiary or affiliate of Subscriber Organization.

"Tier 1 Bandwidth": The Tier 1 bandwidth set forth in Attachment C, Section 2. C. (GPR Performance Metric and Liquidated Damages) of this Contract.

"Tier 2 Bandwidth": The Tier 2 bandwidth set forth in Attachment C, Section 2. C. (GPR Performance Metric and Liquidated Damages) of this Contract.

~~"Total Estimated Interconnection Costs": Shall have the meaning set forth in Section 11.E.3 of this Contract and as further described in Attachment G (Company-Owned Interconnection Facilities).~~

~~"Transfer Date": The date, prior to the Commercial Operations Date, upon which Subscriber Organization transfer to Company all right, title and interest in and to Company-Owned Interconnection Facilities to the extent, if any, that such facilities were constructed by Subscriber Organization and/or its contractors.~~

"Unit Price": \$ ___ per ___ MWh of Net Energy Potential annually. [TO BE CALCULATED FROM RESPONSE TO RFP.]

"Unsubscribed RDG": That portion of the Contract Capacity during a particular calendar month that is not associated with any Subscriber and is therefore not included in any Subscriber Allocation for such month. The Unsubscribed RDG for a particular calendar month is the balance of the Contract Capacity remaining.

---END---

ATTACHMENT B

COMPANY PAYMENTS FOR ENERGY, DISPATCHABILITY AND AVAILABILITY OF BESS

1. ~~1.~~ **PRICE FOR PURCHASE OF ELECTRIC ENERGY.** Commencing on the Commercial Operations Date, Company shall pay Subscriber Organization for electric energy produced by the Facility and delivered to the Point of Interconnection in response to Company Dispatch in accordance with this Contract at the rate of \$0.00/MWh. Company shall also not pay for electric energy delivered to the Point of Interconnection from the BESS.

2. ~~2.~~ **LUMP SUM PAYMENT.** Commencing on the Commercial Operations Date, Company shall pay for ~~(i) the Actual Output produced by the Facility and delivered to the Point of Interconnection in response to Company Dispatch of the Facility; (ii) the availability of the Facility's Net Energy Potential, subject to the Renewable Resource Variability, to respond to for~~ Company Dispatch in accordance with this Contract, ~~as well as for and (iii) the BESS Services, a monthly Lump Sum Payment as calculated and adjusted as set forth in Section 3. (Calculation of Lump Sum Payment) of this Attachment B (Company Payments for Energy, Dispatchability and Availability of BESS)., below.~~ The monthly Lump Sum Payment shall be calculated and adjusted to reflect changes in the estimate of the Facility's Net Energy Potential as such estimate is revised from time to time as more fully set forth in Attachment ED (Calculation and Adjustment of Net Energy Potential) to this Contract.

3. ~~3.~~ **CALCULATION OF LUMP SUM PAYMENT.** The monthly Lump Sum Payment shall be calculated and adjusted as follows:

A. Lump Sum Payment during First Benchmark Period. During the First Benchmark Period, the monthly Lump Sum Payment shall be equal to one-twelfth (1/12th) of the product (rounded to the nearest cent) obtained by multiplying the Unit Price by the First NEP Benchmark.

B. Lump Sum Payment during Second Benchmark Period.

1. One purpose of the Second Benchmark Period is to provide the Subscriber Organization, in the event that the Initial NEP OEPR Estimate is less than NEP RFP Projection, with a limited period during which Subscriber Organization will have an opportunity, by having a Subsequent OEPR prepared pursuant to Section 3(b)1.F.2. (Voluntary Subsequent OEPR) of Attachment ED (Calculation Adjustment of Net Energy Potential) to this Contract, to obtain an adjustment to the NEP OEPR Estimate used to calculate the Lump Sum Payment, subject to (i) the cap on any upward adjustment imposed by the limitation that the estimate of Net Energy Potential that is used to calculate the Lump Sum Payment shall not exceed the NEP RFP Projection and (ii) the risk that any Subsequent OEPR might result in a downward adjustment to the NEP OEPR Estimate used to calculate the Lump Sum Payment. Accordingly, for each calendar month during the Second Benchmark Period, the monthly Lump Sum Payment shall be equal to one-twelfth (1/12th) of the product (rounded to the nearest cent) obtained by multiplying the Unit Price by the lesser of ~~the~~ (w) the NEP RFP Projection or (x) the NEP OEPR Estimate of the OEPR that is most recent as of the first Day of such calendar month. For avoidance of doubt:

a. On the first Day of the Second Benchmark Period, the most recent OEPR will be the Initial OEPR;

b. If no Subsequent OEPR is issued under Section 31.F. (Subsequent OEPRs) of Attachment ED (Calculation and Adjustment of Net Energy Potential) to this Contract for an OEPR Period of Record ending prior to the end of the third (3rd) Contract Year, the "most recent OEPR" during the entirety of the Second Benchmark Period will be the Initial OEPR;

c. If any Subsequent OEPR is prepared for an OEPR Period of Record ending prior to the commencement of the fourth (4th) Contract Year, the monthly Lump Sum Payment shall, for the period

commencing on the first Day of the calendar month following the month during which an OEPR Evaluator issues such Subsequent OEPR, be equal to one-twelfth (1/12th) of the product (rounded to the nearest cent) obtained by multiplying the Unit Price by the lesser of (w) the NEP OEPR Estimate obtained from such Subsequent OEPR or (x) the NEP RFP Projection. The monthly Lump Sum Payment calculated as aforesaid shall remain in effect through the first to occur of (y) the end of the Term or (z) the end of the calendar month during which an OEPR Evaluator issues the next Subsequent OEPR (if any) that is required or permitted under Section 42. (Preparation of OEPR) of Attachment €D (Calculation and Adjustment of Net Energy Potential) to this Contract.

C. Lump Sum Payment Following Second Benchmark Period.

1. As of the first Day of the fourth (4th) Contract Year, the estimate of Net Energy Potential that was used to calculate the Lump Sum Payment for the last calendar month of the Second Benchmark Period shall continue in effect as the estimate of Net Energy Potential that is used to calculate the Lump Sum Payment until the end of the calendar month during which an OEPR Evaluator issues the first Subsequent OEPR for an OEPR Period of Record ending on or after the commencement of the fourth (4th) Contract Year and, effective at the end of such calendar month, the Second NEP Benchmark that was in effect immediately prior to the issuance of such Subsequent OEPR shall constitute the "Most Recent Prior NEP Benchmark" under clause (i) of the definition of that term set forth in this Contract. For avoidance of doubt, if no Subsequent OEPR is issued for an OEPR Period of Record ending on or after the commencement of the fourth (4th) Contract Year, the Second NEP Benchmark that was used to calculate the Lump Sum Payment for the last calendar month of the Second Benchmark Period shall continue in effect for the balance of the Term as the estimate of Net Energy Potential that is used to calculate the Lump Sum Payment.
2. In order to facilitate planning for the Company System, no increase in Net Energy Potential (and hence in the monthly Lump Sum Payment) shall be permitted under this Contract as a consequence of any Subsequent OEPR that is prepared for an OEPR Period of Record ending on or after the expiration of the Second Benchmark Period. Accordingly, if any such Subsequent OEPR is prepared, the monthly Lump Sum Payment shall, for the period commencing on the first Day of the calendar month following the month during which an OEPR Evaluator issues such Subsequent OEPR, be equal to one-twelfth (1/12th) of the product (rounded to the nearest cent) obtained by multiplying the Unit Price by the lesser of (w) the NEP OEPR Estimate obtained from such Subsequent OEPR or (x) the Most Recent Prior NEP Benchmark. The monthly Lump Sum Payment calculated as aforesaid shall remain in effect through the first to occur of (y) the end of the Term or (z) the end of the calendar month during which an OEPR Evaluator issues the next following Subsequent OEPR (if any) that is required or permitted under Section 31.F. (Subsequent OEPRs) of Attachment €D (Calculation and Adjustment of Net Energy Potential) to this Contract. If any such next following Subsequent OEPR is issued, the monthly Lump Sum Payment shall, for the period commencing on the first Day of the calendar month following the calendar month during which an OEPR Evaluator issues such Subsequent OEPR, be re-calculated and adjusted as provided in this ~~Section 3.iii.b of this Attachment C (Company Payments for Energy, Dispatchability and Availability of BESS)~~ and shall continue in effect for the period provided in the preceding sentence.

D. Lump Sum Pro-Rata Adjustments.

1. Under the Company's previous forms of as-available power purchase agreements for renewable energy, the independent power producer was compensated for the production and delivery of electrical energy and assumed the risk of non-payment for events such as Force Majeure that prevented such production and delivery. Although under this Contract most of Subscriber Organization's compensation will be in the form of a Lump Sum Payment rather than for the production and delivery of electrical energy, it is not the intent of the Parties that Subscriber Organization should be entitled to unrestricted compensation in circumstances in which an independent power producer would not have been able to earn compensation under the Company's prior form of power purchase agreements (i.e., if the Facility or any portion thereof is unable to produce and deliver electric energy). Although the liquidated damages that are payable if the

PV System Equivalent Availability Factor fails to satisfy the PV System Equivalent Availability Factor Performance Metric address this issue in certain of the circumstances when the PV System or a portion thereof is unable to generate electric energy, the PV System Equivalent Availability Factor does not account for events of Force Majeure because months ~~in which a Force Majeure occurs~~ containing such events are excluded from the PV System Equivalent Availability Factor calculation under Section 2.5(a) (1.A. (Calculation of the PV System Equivalent Availability Factor) of Attachment C (Required Performance Metrics; Liquidated Damages) to this Contract. Similarly, in the case of the BESS, although the liquidated damages that are payable if the BESS Annual Equivalent Availability Factor fails to satisfy the BESS EAF Performance Metric addresses this issue in certain of the circumstances when the BESS or a portion thereof is unable to respond to Company Dispatch, the BESS Annual Equivalent Availability Factor does not account for events of Force Majeure because months containing such events are excluded from the calculation under Section 2 of Attachment H (BESS Annual Equivalent Availability) of this Contract.

~~3.2.~~ Accordingly, and without limitation to the generality of the foregoing provisions of this Section 3. (Calculation of Lump Sum Payment) of this Attachment B (Company Payments for Energy, Dispatchability and Availability of BESS), the monthly Lump Sum Payment shall be adjusted downward pro rata for each Dayhour or portion thereof during the calendar month in question that the CBRE Facility inverter(s) or a portion thereof was not available to respond to Company Dispatch because of a Force Majeure condition (i) affecting the Facility or any portion thereof or (ii) that otherwise delays or prevents the Subscriber Organization from making the CBRE Facility inverter(s) in question or any portion thereof generate energy or be available for Company Dispatch.

~~3. Example 1~~ In the case of a BESS Force Majeure, such downward adjustment in the Lump Sum Payment shall be limited to the BESS Allocated Portion of the Lump Sum Payment. Further, during any periods in which there is a Force Majeure affecting both the PV System and the BESS, the Lump Sum Payment shall only be adjusted for the effect of the Force Majeure on the PV System.

4. The hours the Facility is affected by a Force Majeure are converted to equivalent full outage hours by multiplying the actual duration of the event (hours) by (i) the size of the reduction in MWs or number of devices, divided by (ii) the Contract Capacity if the size of the reduction is in MWs or the total number of devices in the affected system if the size of the reduction is a device count. These equivalent hour(s) are then summed. The summation of equivalent full outage hours is then divided by the months total period hours (number of days in the month x 24hrs/day) to determine the pro-rated factor the Lump Sum Payment will be adjusted by.

EXAMPLE 1. : if the PV System has ten inverter(s) and, during the month of May (which has 31 calendar days or 744 period hours), one inverter is not available to respond to Company Dispatch for a period of ~~15 Days~~ 360 hours due to a Force Majeure condition as aforesaid, the monetary amount of the resulting downward adjustment to the monthly Lump Sum Payment for the month of May would be calculated as follows:

$$\text{Monetary Amount of Downward Adjustment} = \text{MLSP} \times \frac{1}{10} \times \frac{15}{31} + \frac{360}{744}$$

where:

MLSP = The monthly Lump Sum Payment that would be payable for such month but for the downward adjustment.

~~For purposes~~ EXAMPLE 2: if a Facility BESS System has forty inverters and, during the month of determining June (which has 720 period hours), one BESS module is not available to respond to Company Dispatch for a period of 240 hours due to a Force Majeure condition as aforesaid, the monetary amount of

the ~~foregoing~~ resulting downward adjustment to the monthly Lump Sum Payment for the month of June would be calculated as follows:

$$\begin{array}{l} \text{Monetary Amount of} \\ \text{Downward Adjustment} \end{array} = \frac{(\text{BLSP} \times 1/40)}{240/720} \times$$

~~, the product obtained by multiplying a where:~~

BLSP = The BESS Allocated Portion of the Lump Sum Payment that would be payable for such month but for the downward adjustment.

Note: The foregoing monetary value by a fraction amount of downward adjustments shall be rounded to the nearest cent.

~~4. Updating Monthly Subscriber Information Used to Calculate Bill Credits and Other Matters.~~

4. UPDATING MONTHLY SUBSCRIBER INFORMATION USED TO CALCULATE BILL CREDITS AND OTHER MATTERS.

~~D.A.~~ No later than the last Day of each calendar month, the Subscriber Organization shall provide to the Company any and all changes to the Monthly Subscription Information to be used for such calendar month by entering new or updating previously-entered data through the CBRE Online Portal. Such data to be entered or changed by the Subscriber Organization shall include additions, deletions or changes to the listing of Subscribers, including any changes occurring by said last Day of such calendar month to the Subscriber's account number and service address attributable to each subscription and the Subscriber Allocation for each subscription.

~~E.B.~~ For each calendar month, the purchase or transfer of all or any portion of a Subscriber's Allocation occurring on or before the 20th Day of such calendar month of which the Company is notified, as provided for in the preceding paragraph, shall have retroactive effect as of the first Day of such calendar month; the purchase or transfer of all or any portion of a Subscriber's Allocation occurring on or after the 21st Day of such calendar month, but prior to the first Day of the following calendar month, shall have effect as of the first Day of such following calendar month. The following shall be recalculated as of the last Day of each calendar month to account for the effectiveness of such purchases and transfers as aforesaid: (i) Unsubscribed RDG; (ii) the percentage of the Contract Capacity represented by the Subscriber Allocations for all Residential Subscribers; (iii) the number of individual Subscribers; and (iv) the percentage of Contract Capacity represented by all LMI Subscribers.

~~5. Adjusting Payment to Subscriber Organization; Liquidated Damages.~~

5. ADJUSTING PAYMENT TO SUBSCRIBER ORGANIZATION; LIQUIDATED DAMAGES.

~~F.A.~~ The dollar amount to be paid to Subscriber Organization for the Unsubscribed RDG for a particular calendar month shall be as follows:

1. For the first six calendar months from and including the Commercial Operations Date, Company shall pay Subscriber Organization the Baseline SO Payment (i.e., the balance of the monthly Lump Sum Payment remaining after deducting the total dollar value of the Bill Credits for that month).
2. Beginning with the seventh calendar month following the Commercial Operations Date, the amount payable to Subscriber Organization for the Unsubscribed RDG for the month in question shall be equal to the Baseline SO Payment for such month (i.e., the balance of the monthly Lump Sum Payment remaining after deducting the total dollar value of the Bill Credits for such month) as adjusted downward to account

for any of the following reductions that may be applicable for such month based on the recalculations made as of the end of such month pursuant to Section 4(b)5 of this Attachment B (Company Payments for Energy Dispatchability and Availability of BESS):

- a. ~~(aa)~~—if the Unsubscribed RDG for such calendar month exceeds 15% of the Contract Capacity, the percentage by which the amount payable to Subscriber Organization is to be reduced shall be equal to the percentage point differential between 100% and the actual percentage of the Contract Capacity represented by Unsubscribed RDG. For example, if the actual Unsubscribed RDG is 18% of Contract Capacity for the month in question, the percentage point differential is 18% and the percentage by which the amount payable to Subscriber Organization is to be reduced is 18%;
- b. ~~(bb)~~—if the total of the Subscriber Allocations for all Residential Subscribers for such calendar month is less than 40% of the Contract Capacity, the percentage by which the amount payable to Subscriber Organization is to be reduced shall be equal to one-fourth (0.25) of the percentage point differential between 40% and the actual percentage of the Contract Capacity represented by the Subscriber Allocations for all Residential Subscribers. For example, if the actual total of the Subscriber Allocations for all Residential Subscribers is 32% of Contract Capacity for the month in question, the percentage point differential is 8% and the percentage by which the amount payable to Subscriber Organization is to be reduced is 2% (that is, one-fourth of the percentage point differential of 8%);
- c. ~~(cc)~~—if the Subscriber Organization has committed to an Enhanced Residential Threshold in excess of 40% of Contract Capacity, and the total of Subscriber Allocations for all Residential Subscribers for such calendar month is less than the Enhanced Residential Threshold, the percentage by which the amount payable to Subscriber Organization is to be reduced shall be equal to one-tenth (0.1) of the percentage point differential between the Enhanced Residential Threshold and the higher of (i) 40% or (ii) the percentage of Contract Capacity represented by the total of Subscriber Allocations for all Residential Subscribers. For example, using the same 32% of Contract Capacity for the actual percentage of the Subscriber Allocations for all Residential Subscribers that was used in the example set forth in Section 5(A.2. b)(ii)(bb), immediately above, the determination of the percentage point differential would be based on 40% because that is higher than 32%. Assuming that Subscriber Organization had committed to an Enhanced Residential Threshold of 50% of Contract Capacity, 10% is the percentage point differential between 40% and the Enhanced Residential Threshold, and the percentage by which the Baseline SO Payment is to be reduced is 1% (that is, one-tenth of the percentage point differential of 10%). For the example under discussion (that is, the percentage of Contract Capacity represented by the Subscriber Allocations for all Residential Subscribers is 32%), the aforementioned 1% reduction in the amount payable to Subscriber Organization would be in addition to the 2% reduction under Section 5(A.2. b)(ii)(bb);.
- d. ~~(dd)~~—if the Facility has less than 4 individual Subscribers for such calendar month, the percentage by which the amount payable to Subscriber Organization is to be reduced shall be equal to the percentage by which the Facility fell below the threshold of having 4 individual Subscribers. For example, if the actual number of individual Subscribers is 3 for the month in question, the shortfall in individual Subscribers is 1, which is 25% of 4. Thus, the amount payable to Subscriber Organization shall be reduced by 25%; and
- e. If the Subscriber Organization's Facility CBRE Program has a LMI Minimum Threshold, adjustment to the amount to Subscriber Organization is to be reduced shall be as set forth in Part III, Section E. (Payment Reductions and Liquidated Damages) of the CBRE Tariff. The applicable percentage to be used to calculate such reduction, as determined pursuant to said Part III, Section E. of the CBRE Tariff, is referred to below as the "Applicable LMI Percentage Reduction."

3. Beginning with the seventh calendar month following the Commercial Operations Date, the amount payable to Subscriber Organization for Unsubscribed RDG for such month shall be equal to the Baseline

SO Payment for such month (i.e., the balance of the monthly Lump Sum Payment remaining after deducting the total dollar value of the Bill Credits for such month) as adjusted downward by a percentage equal to the sum for such calendar month obtained by adding up the percentage points as calculated for such month pursuant to Section 5(a)(ii) and (iii), A.2. immediately above. For example, using the five different percentage points used as examples in said Section 5(a)(ii) and (iii), 5A.2., the amount payable to Subscriber Organization for such month would be reduced by the sum of 18%+2%+1%+25%+Applicable LMI Percentage Reduction.

~~G.B.~~ Beginning with the seventh calendar month following the Commercial Operations Date, if there is no Unsubscribed RDG but the summing of the percentage points for such month pursuant to Section 5(a)(iv) of this Attachment B (Company Payments for Energy, Dispatchability and Availability of BESS), A.3., above, results in a percentage that is more than zero, Subscriber Organization shall promptly pay upon demand, and Company shall accept, liquidated damages for failure to achieve the requisite thresholds for such month in an amount equal to the aforementioned percentage multiplied by the Lump Sum Payment for such month. For example, using the percentage points used in the examples set forth in Section 5(a)(ii) and (iii) 5A.2. Of this Attachment B (Company Payments for Energy, Dispatchability and Availability of BESS), the 18% figure would no longer be applicable because in this scenario there is no Unsubscribed RDG. Thus, the percentage used to calculate the liquidated damages payable under this Section 5(b).B. would be the sum of 2%+1%+25%+Applicable LMI Percentage Reduction. Company shall have the option of drawing such liquidated damages from the Operating Period Security.

~~4.6.6.~~ **TEST ENERGY.** Company shall use reasonable efforts to accept test energy that is delivered as part of the normal testing for generators (such as energy delivered to Company during the Control System Acceptance Test but not during the Acceptance Test), provided Subscriber Organization shall use reasonable efforts to coordinate such normal testing with Company so as to minimize adverse impacts on the Company System and operations. Company shall not compensate Subscribers or Subscriber Organization for test energy.

~~5.7.7.~~ **TAX CREDIT PASS THROUGH.** Company acknowledges and agrees that the Federal Refundable Tax Credit and Federal Non-Refundable Tax Credit shall inure to the benefit of the Claiming Entity; provided, however, that Subscriber Organization acknowledges and expressly agrees that the Federal Refundable Tax Credit and Federal Non-Refundable Tax Credit, with regard to Subscriber Organization's Facility, have been calculated into the Contract Pricing based on the maximization of such credits. In the event that Subscriber Organization's Facility does not gain the benefit of the Federal Refundable Tax Credit and/or the Federal Non-Refundable Tax Credit, Subscriber Organization expressly acknowledges and agrees that it shall not seek to amend the Contract Pricing.

A. Because the Hawai'i tax treatment that will apply to renewable energy technologies on the Commercial Operations Date is uncertain, the parties acknowledge that the Contract Pricing was set assuming Subscriber Organization will not be eligible for any Hawai'i Renewable Energy Tax Credit. The intent of this Section 7. (Tax Credit Pass Through) is to entitle Company, for the benefit of its customers, to a payment equal to 100% of the maximum Hawai'i Renewable Energy Tax Credit for which Subscriber Organization is eligible with respect to the Facility and receives during the Term, as more fully set forth in this Section 7. (Tax Credit Pass Through).

B. If, as of the Commercial Operations Date, or, if not available at the Commercial Operations Date, at any subsequent time during the Term, a Hawai'i Refundable Tax Credit is reasonably available to Subscriber Organization or its Affiliates with respect to the Facility, the following shall apply:

1. Subscriber Organization or Subscriber Organization's Affiliate will apply for such Hawai'i Refundable Tax Credit, it being understood and agreed that if Subscriber Organization applies for a Hawai'i Refundable Tax Credit as of the Commercial Operations Date, it shall have fulfilled its obligations hereunder to apply for the Hawai'i Refundable Tax Credit;

2. Subscriber Organization shall make a payment to Company in an amount equal to one hundred percent (100%) of the Net Amount of such Hawai'i Refundable Tax Credit within thirty (30) Days after funds are received from the Hawai'i Department of Taxation;

3. Upon application for the Hawai'i Refundable Tax Credit, an officer of Subscriber Organization will deliver to Company a notice (A) describing Subscriber Organization's efforts to apply for and obtain the Hawai'i Refundable Tax Credit, (B) confirming that Subscriber Organization has applied for the Hawai'i Refundable Tax Credit, and (C) certifying that Subscriber Organization has used commercially reasonable efforts to apply for and obtain the maximum reasonably available Hawai'i Refundable Tax Credit as provided in this Section 7. (Tax Credit Pass Through);

4. Upon receipt of any funds from the Hawai'i Department of Taxation for the Hawai'i Refundable Tax Credit, an officer of Subscriber Organization or an Affiliate of Subscriber Organization, if applicable, will deliver a notice to Company certifying (A) the amount of funds received, (B) and the amount of payment that will be made to Company, net of any documented and reasonable financial, legal, administrative, and other costs required to claim and transfer such funds to Subscriber Organization, as supported by the officer's certificate as to the amount of such costs and the reasonableness thereof.

C. If, as of the Commercial Operations Date, a Hawai'i Refundable Tax Credit is unavailable, but a Hawai'i Non-Refundable Tax Credit is available to Subscriber Organization or its Affiliates with respect to the Facility, or at any subsequent time during the Term, a Hawai'i Non-Refundable Tax Credit becomes available to Subscriber Organization or its Affiliates with respect to the Facility, notwithstanding that Subscriber Organization may have applied for a Hawai'i Refundable Tax Credit, and in either case Subscriber Organization can claim, or enable its investors to claim, such Hawai'i Non-Refundable Tax Credit, the following shall apply:

1. Subscriber Organization or an Affiliate of Subscriber Organization will apply for any available Hawai'i Non-Refundable Tax Credit, it being understood and agreed that if Subscriber Organization applies for a Hawai'i Non-Refundable Tax Credit as of the Commercial Operations Date, it shall have fulfilled its obligations hereunder to apply for the Hawai'i Non-Refundable Tax Credit;

2. Subscriber Organization shall make a payment to Company in an amount equal to one hundred percent (100%) of the Net Amount of such Hawai'i Non-Refundable Tax Credit that Subscriber Organization can claim in the tax year in question within sixty (60) Days after the filing date of the applicable tax return for the tax year in which such Hawai'i Non-Refundable Tax Credit is utilized;

3. Upon the filing of the applicable tax return(s), an officer of Subscriber Organization or an Affiliate of Subscriber Organization, if applicable, will deliver a notice to Company (A) describing Subscriber Organization's efforts to apply for and obtain the Hawai'i Non-Refundable Tax Credit, (B) confirming that Subscriber Organization has applied for the Hawai'i Non-Refundable Tax Credit, and (C) certifying that Subscriber Organization has used commercially reasonable efforts to apply for and obtain the maximum reasonably available Hawai'i Non-Refundable Tax Credit as provided in this Section 7. (Tax Credit Pass Through);

4. Upon receipt of any funds for the Hawai'i Non-Refundable Tax Credit, an officer of Subscriber Organization or an Affiliate of Subscriber Organization, if applicable, will deliver a notice to Company certifying (A) the amount of funds received, (B) and the amount of payment that will be made to Company, net of any documented and reasonable financial, legal, administrative, and other costs required to claim, monetize and transfer such funds to Subscriber Organization, as supported by the officer's certificate as to the amount of such costs and the reasonableness thereof;

D. Subscriber Organization shall use commercially reasonable efforts to apply for and obtain the maximum reasonably available Hawai'i Refundable and/or Non-Refundable Tax Credit as provided in this Section 7 (Tax Credit Pass Through). If Subscriber Organization fails to apply for and to use commercially reasonable efforts to obtain such Hawai'i Renewable Energy Tax Credit as described above, then Company shall be entitled to liquidated damages in an amount equal **[\$150,000 per MW of Contract Capacity]**. Subscriber Organization and Company agree and acknowledge that (i) the failure to use commercially reasonable efforts as provided in the preceding sentence would result in damages to Company in the form of reduction or loss of a benefit for Company's customers that would be difficult or impossible to calculate with certainty and (ii) **[Note - Insert Amount That Equals \$150,000 Per Mw Of Contract Capacity]** is an appropriate approximation of such damages. Company's right to collect liquidated damages as described in this Section 7~~(d)~~.D. shall constitute Company's exclusive remedy and fulfillment of all Subscriber Organization's liability with respect to its obligations to maximize the amount of Hawai'i Renewable Energy Tax Credit. Such liquidated damages shall be provided to Company in the form of a lump sum payment by Subscriber Organization or as a credit against any amounts due by Company to Subscriber Organization under this Contract, as Company reasonably determines.

E. If, prior to the application in Section 7~~(b)~~.B. or filing in Section 7~~(e)~~.C. of this Attachment B (Company Payments for Energy, Dispatchability and Availability of BESS), as applicable, a change in tax law occurs to introduce a Hawai'i Production Tax Credit or an alternative renewable tax credit, Subscriber Organization will use commercially reasonable efforts to determine which tax strategy is likely to result in the larger Net Amount (based on net present value for tax credits earned over time) of claimable tax credits. If, based on such efforts, Subscriber Organization determines that either Section 7~~(b)~~.B. or Section 7~~(e)~~.C. would result in a larger Net Amount of usable tax credits, an officer of Subscriber Organization will deliver a notice to Company certifying that Subscriber Organization has reasonably determined that the selected form of Hawai'i Renewable Energy Tax Credit is likely to result in the larger Net Amount (based on net present value for tax credits earned over time) of claimable tax credits and explaining the rationale for such determination. If, however, Subscriber Organization reasonably determines that such Hawai'i Production Tax Credit is likely to result in the larger Net Amount (based on net present value for tax credits earned over time) of claimable tax credits and that it reasonably can obtain such Hawai'i Production Tax Credit, Subscriber Organization shall promptly notify Company in writing and explain the rationale for such determination, and Subscriber Organization and Company shall negotiate in good faith and use commercially reasonable efforts to agree upon lump sum payments and/or credits or adjustments to the Contract Pricing and other terms of this Contract as may be required to best benefit Company's customers with 100% of the Net Amount of such tax benefits and preserve the intended economic benefits to the Parties arising from this Contract.

F. Company reserves the right to have Subscriber Organization's application for the Hawai'i Renewable Energy Tax Credit in Section 7~~(b)~~.B. or Section 7~~(e)~~.C., or the Hawai'i Production Tax Credit or alternative tax credit under Section 7~~(e)~~.E. of this Attachment B (Company Payments for Energy, Dispatchability and Availability of BESS) reviewed by an Independent Tax Expert to determine if such application is expected to maximize available tax credits to best benefit Company's customers, in which case, the provisions of this Section 7~~(f)~~.F. shall apply. Company shall deliver to Subscriber Organization a written notice (the "Nomination Notice") of: (i) the names of three persons qualified and willing to accept appointment as an Independent Tax Expert; (ii) a description provided by each nominee of his or her qualifications to serve as an Independent Tax Expert; (iii) a written undertaking by each nominee to review Subscriber Organization's tax credit strategy and application, and (iv) each nominee's fee proposal. Subscriber Organization and Company shall agree on a mutually acceptable person to serve as the Independent Tax Expert within ten (10) Business Days of Subscriber Organization's receipt of Company's written notice. If the Parties fail to agree upon a mutually acceptable Independent Tax Expert within the aforesaid ten Business Day period, such disagreement shall be resolved pursuant to Section 7~~(g)~~.G. of this Attachment B (Company Payments for Energy, Dispatchability and Availability of BESS). Company shall pay the fees and expenses of the Independent Tax Expert and Subscriber Organization shall promptly reimburse Company for one-half of such fees and expenses.

G. Any dispute arising under this Section 7. (Tax Credit Pass Through) of this Attachment B (Company Payments for Energy, Dispatchability and Availability of BESS) shall constitute a "Dispute" within the meaning of Section 17. (Dispute Resolution) of this Contract and shall be resolved as provided in said Section 17. (Dispute Resolution).

H. For purposes of this Section 7. (Tax Credit Pass Through) of this Attachment B (Company Payments for Energy, Dispatchability and Availability of BESS), an Affiliate of Subscriber Organization is a company that directly or indirectly controls, is controlled by, or is under common control with Subscriber Organization, and Subscriber Organization may perform its obligations under this Attachment B (Company Payments for Energy, Dispatchability and Availability of BESS) directly or through one or more Affiliates.

~~---~~END--

ATTACHMENT C

REQUIRED PERFORMANCE METRICS; LIQUIDATED DAMAGES FOR FAILURE TO ACHIEVE PERFORMANCE METRICS

1. PV SYSTEM EQUIVALENT AVAILABILITY FACTOR; LIQUIDATED DAMAGES; TERMINATION RIGHTS.

A. Calculation of the PV System Equivalent Availability Factor. Following the end of each LD Period, the PV System Equivalent Availability Factor shall be calculated for such LD Period as follows:

$$\text{PV System Equivalent Availability Factor} = 100\% \times \frac{AH - EDH}{PH}$$

where:

Period Hours (PH) is the total number of hours in the LD Period counting twenty-four (24) hours per day. In a normal year, PH = 8,760, and in a leap year PH = 8,784.

Available Hours (AH) is the number of hours that the PV System is not on Outage. It is the sum of all Service Hours (SH) + Reserve Shutdown Hours (RSH).

An "Outage" exists whenever the entire PV System is not online producing electric energy and is not in a Reserve Shutdown state, ~~resulting from Subscriber Organization-Attributable Non-Generation.~~

Service Hours (SH) is the number of hours during the LD Period the PV System is online and producing electric energy to meet Company Dispatch and/or to maintain the BESS State of Charge.

Reserve Shutdown Hours (RSH) is the number of hours the PV System was available to the Company System but not providing electric energy or is offline at the Company's request for reasons other than Subscriber Organization-Attributable Non-Generation, or is offline due to insufficient irradiance levels based on the inverter manufacturer's minimum irradiance level for production. All hours between 7:00 pm and 6:00 am will be considered RSH. The PV System will be considered RSH in these hours, even if the system would otherwise be in an outage or derated state.

A "~~Deration~~PV System Derating" exists if the Facility is available for Company Dispatch, but at less than full potential output for the given irradiance conditions. ~~Derations include only periods of, including derations due to~~ Subscriber Organization-Attributable Non-Generation ~~and derations or deratings~~ by Company pursuant to Section 5.C (Company Rights of Dispatch). ~~Each individual Deration~~

For avoidance of doubt, if there is transformed into a PV System Outage occurring, there cannot also be a PV System Derating.

Equivalent Derated Hours (EDH) is the sum of ESADH, EPDH, and EUDH. For deratings due to PV System inverter unavailability, the equivalent full outage hour(s). ~~For Derations due to inverter outages, this is) are~~ calculated by multiplying the actual duration of the derating (hours) by the number of inverters in the PV System ~~offline unavailable~~ and dividing by the total number of inverters in the PV System. ~~For Derations by Company pursuant to Section 5.C (Company Rights of Dispatch), this is an entire inverter or set of entire inverters, the equivalent full outage hour(s) are~~ calculated

by multiplying the actual duration of the derating (hours) by the size of the derating (in MW) divided by the Contract Capacity. ~~For avoidance of doubt, if the Facility is in an Outage it cannot also be in a Deration.~~

Equivalent Subscriber Organization-Attributable Derated Hours (ESADH): A Subscriber Organization-Attributable Derating occurs when a derating exists due to Subscriber Organization-Attributable Non-Generation or deratings by Company pursuant to Section 5.3 (Company Rights of Dispatch) of the Contract. Each individual derating is transformed into equivalent full outage hour(s). These equivalent hour(s) are then summed.

Equivalent Planned Derated Hours (EPDH) includes Planned Deratings (PD) and Maintenance Deratings (D4). A Planned Derating is when the PV System experiences a derating scheduled well in advance and for a predetermined duration. A Maintenance Derating is a derating that can be deferred beyond the end of the next weekend (Sunday at midnight or before Sunday turns into Monday) but requires a reduction in capacity before the next Planned Derating (PD). Each individual Deration is transformed into equivalent full outage hour(s). These equivalent hour(s) are then summed.

Equivalent Unplanned Derated Hours (EUDH): An Unplanned Derating (Forced Derating) occurs when the PV System experiences a derating that requires a reduction in availability before the end of the nearest following weekend. Unplanned Derations include those due to Subscriber Organization-Attributable Non-Generation. Each individual Unplanned Derating is transformed into equivalent full outage hour(s). These equivalent hour(s) are then summed.

The effect of Force Majeure is taken into account in calculating the PV System Equivalent Availability Factor over the 12 calendar month LD Period as follows: When an LD Period contains any hours in a month during which the PV System or a portion of the PV System is unavailable due to Force Majeure, then such month shall be excluded from the LD Period and the LD Period shall be extended back in time to include the next previous month during which there was no such unavailability of the PV System or a portion thereof due to Force Majeure. This means the PV System Equivalent Availability Factor would not change from that determined in the month directly preceding a month containing Forced Majeure.

EXAMPLE: The following is an example of a PV System Equivalent Availability Factor calculation and is included for illustrative purposes only. Assume the following:

- ~~1.~~ PV System has 10 inverters and the Facility has a Contract Capacity of 30 MWs.
- ~~2.~~ LD Period = first 12 calendar months of the Contract (non-leap year).
- ~~3.~~ PV System was online and producing electric energy for 4,000 hours and was available but not producing electric energy due to lack of sufficient irradiance for production (i.e., not Subscriber Organization-Attributable Non-Generation) for 500 hours.
- ~~4.~~ 3 Inverters were offline for 100 hours due to a Planned ~~Deration between the hours of 6 am and 7 pm~~ Derating while not otherwise in RSH.
- ~~5.~~ 2 Inverters were offline for 50 hours due to an Unplanned ~~Deration between the hours of 6 am and 7 pm~~ (Derating while not in RSH.
- The PV System had a 3 MW derating for 100 hours due to Subscriber Organization-Attributable Non-Generation ~~), while not otherwise in RSH.~~
- The PV System Equivalent Availability Factor would be calculated as follows:

$$PH = 8,760 \text{ hours in 12 calendar months} = 8,760 \text{ hours}$$

$$SH = 4,000 \text{ hours}$$

$$RSH = 500 \text{ hours} + (11 \text{ hours/day} \times 365 \text{ days}) = 4,515 \text{ hours}$$

$$AH = SH + RSH = 4,000 \text{ hours} + 4,515 \text{ hours} = 8,515 \text{ hours}$$

$$EPDH = 100 \text{ hours} \times \left(\frac{3 \text{ inverters}}{10 \text{ inverters}} \right) = 30 \text{ hours}$$

$$EUDH = 50 \text{ hours} \times \left(\frac{2 \text{ inverters}}{10 \text{ inverters}} \right) = 10 \text{ hours}$$

$$EAF = 100\% \times \frac{8,515 - 30 - 10}{8,760} = 96.7\%$$

$$PH = 8,760 \text{ hours in 12 calendar months} = 8,760 \text{ hours}$$

$$SH = 4,000 \text{ hours}$$

$$RSH = 500 \text{ hours} + (11 \text{ hours/day} \times 365 \text{ days}) = 4,515 \text{ hours}$$

$$AH = SH + RSH = 4,000 \text{ hours} + 4,515 \text{ hours} = 8,515 \text{ hours}$$

$$ESADH = 100 \text{ hours} \times \left(\frac{3 \text{ MW}}{30 \text{ MW}} \right) = 10 \text{ hours}$$

$$EPDH = 100 \text{ hours} \times \left(\frac{3 \text{ inverters}}{10 \text{ inverters}} \right) = 30 \text{ hours}$$

$$EUDH = 50 \text{ hours} \times \left(\frac{2 \text{ inverters}}{10 \text{ inverters}} \right) = 10 \text{ hours}$$

$$EDH = ESADH + EPDH + EUDH = 10 \text{ hours} + 30 \text{ hours} + 10 \text{ hours} = 50 \text{ hours}$$

$$EAF = 100\% \times \frac{8,515 - 50}{8,760} = 96.6\%$$

B. PV System Equivalent Availability Factor Performance Metric and Liquidated Damages. For each LD Period, a PV System Equivalent Availability Factor shall be calculated as provided in accordance with Section 1(a). A. (Calculation of PV System Equivalent Availability Factor) of this Attachment C Contract. In the event the PV System Equivalent Availability Factor is less than 98% (the "PV System Equivalent Availability Factor Performance Metric") for any LD Period, Subscriber Organization shall be subject to liquidated damages as set forth in this Section 2.5(b)1. B. (PV System Equivalent Availability Factor Performance Metric and Liquidated Damages). For avoidance of doubt, because the PV System Equivalent Availability Factor is calculated over an LD Period of 12 calendar months, the first month for which liquidated damages would be calculated under this Section 1(b).B. (PV System Equivalent Availability Factor Performance Metric and Liquidated Damages) would be the last calendar month of the initial Contract Year. If the PV System Equivalent Availability Factor for a LD Period is less than the PV System Equivalent Availability Factor Performance Metric, Subscriber Organization shall pay, in accordance with Attachment C, Section 8 (Payment of Liquidated Damages for Failure to Achieve Performance Metrics; Limitation on Liquidated Damages),

and Company shall accept, as liquidated damages for Subscriber Organization's failure to achieve the PV System Equivalent Availability Factor Performance Metric for such LD Period, an amount calculated in accordance with the following formula:

<u>PV System Equivalent Availability Factor</u>	<u>Amount of Liquidated Damages Per Calendar Month</u>
97.9% and below	For each one-tenth of one percent (0.001) by which the PV System Equivalent Availability Factor for such LD Period falls below the PV System Equivalent Availability Factor Performance Metric, an amount equal to 0.001917 of the Applicable Period Lump Sum Payment for the last calendar month of such LD Period.

For purposes of determining liquidated damages under the preceding formula, the amount by which the PV System Equivalent Availability Factor for the LD Period in question falls below the applicable threshold shall be rounded to the nearest one-tenth of one percent (0.001). Each Party agrees and acknowledges that (i) the damages that Company would incur if the Subscriber Organization fails to achieve the PV System Equivalent Availability Factor Performance Metric for a LD Period would be difficult or impossible to calculate with certainty and (ii) the aforesaid liquidated damages are an appropriate approximation of such damages.

EXAMPLE: The following is an example calculation of liquidated damages for the PV System Equivalent Availability Factor Performance Metric and is included for illustrative purposes only. Assume the monthly Lump Sum Payment is \$1,000,000 and the PV System Equivalent Availability Factor is 96.9% as calculated in the example in Section 12.5(a) (Calculation of the PV System Equivalent Availability Factor) ~~of this Attachment C~~ above.

The liquidated damages would be calculated as follows:

Applicable Period Lump Sum Payment = \$1,000,000

$\$1,000,000 \times .001917 = \$1,917$

$98.0\% - 96.9\% = 1.1\%$

$1.1\%/0.1\% = 11$

$\$1,917 \times 11 = \$21,087$

- C. PV System Equivalent Availability Factor Termination Rights. The Parties acknowledge that, although the intent of the liquidated damages payable under Section 2.5(b)1.B. (PV System Equivalent Availability Factor Performance Metric and Liquidated Damages) is to compensate Company for the damages that Company would incur if the Subscriber Organization fails to achieve the PV System Equivalent Availability Factor Performance Metric for a LD Period, such liquidated damages are not intended to compensate Company for the damages that Company would incur if a pattern of underperformance establishes a reasonable expectation that the PV System is likely to continue to substantially underperform the PV System Equivalent Availability Factor Performance Metric. Accordingly, and without limitation to Company's rights under said Section 2.5(b)1.B. (PV System Equivalent Availability Factor Performance Metric and Liquidated Damages) for those LD Periods during which the Subscriber Organization failed to achieve the PV System Equivalent Availability Factor Performance Metric, the failure of the Facility to achieve a PV System Equivalent Availability Factor of not less than **84%** for each of three consecutive Contract Years shall constitute an Event of Default under Section 13. A. 2 of this

Contract for which Company shall have the rights (including but not limited to the termination rights) set forth in Section 13. (Events of Default by Subscriber Organization) and Section 15. (Damages in the Event of Termination by Company).

2. MEASURED PERFORMANCE RATIO; LIQUIDATED DAMAGES; TERMINATION RIGHTS.

A. Calculation of Measured Performance Ratio.

1. The Measured Performance Ratio ("MPR") represents the PV System's measured AC power output compared to its theoretical DC power output as adjusted for the plane of array irradiance and weather conditions measured at the Site [**DRAFTING NOTE: MAY REQUIRE REVISION FOR DC OUTPUT**]. The gross PV System output in MW and MVAR will be measured at such point mutually agreed to by the Parties on the Facility's single-line diagram attached hereto as Attachment F, Exhibit F-5 (Single-Line Drawing and Interface Block Diagram) to this Contract.
- Following the end of each MPR Assessment Period, the MPR shall be calculated for such MPR Assessment Period (using the previous 12 months of data) as follows:

$$MPR_{corr} = \frac{\sum_i P_{AC_i}}{\sum_i \left[P_{DC_STC} \left(\frac{G_{POA_i}}{G_{STC}} \right) \left(1 - \frac{\delta}{100} (T_{cell_type_avg} - T_{cell_i}) \right) \right]}$$

Where:

i = each 15-minute interval during the MPR Assessment Period where the inverter input voltage exceeds the PV System inverters minimum level for production conditions set forth in 2.A.1. are met.

P_{AC_i} is the measured AC power output of the PV System measured at the inverters' Point of Interconnection and BESS inverters' AC input averaged over time period i in MW.

G_{STC} = plane of array irradiance at the standard condition of 1,000 W/m².

P_{DC_STC} is the DC rated capacity of the PV System at the standard test conditions of 1,000 W/m² and 25°C (MW), (i.e., the DC power rating of the PV panels at standard test conditions multiplied by the number of PV panels in the Facility).

G_{POA_i} is the measured plane of array irradiance ~~G_{POA}~~ averaged over time period ~~i~~ (W/m^2).

T_{cell_i} = cell temperature computed from measured meteorological data (~~°C~~) averaged over time period ~~i~~ using the equation provided below. (°C)

~~$T_{cell_type_avg}$~~ $T_{cell_typ_avg}$ = annual average irradiance-weighted cell temperature computed from one year of weather data using the project GPR performance metric weather file and the equation below. (°C) Calculated once per GPR.

δ = temperature coefficient for power (%/°C, negative in sign) that corresponds to the installed photovoltaic modules.

$$T_{cell_i} = G_{POA} * e^{(a+b*W/S)} + T_a$$

$$T_{cell_typ_avg} = \frac{\sum_j [G_{POA_typ_j} \times T_{cell_typ_j}]}{\sum_j G_{POA_typ_j}}$$

Where:

G_{POA} = POA irradiance from calibrated reference cells [W/m²]

$T_{a=j}$ = each hour of the year in the GPR performance metric weather file (hours 1-8760).

$G_{POA_typ_j}$ = Plane of array irradiance for each hour of the year determined from the GPR performance metric weather file and tracker orientation. This irradiance is zero (0) when the sun is not up. (W/m²).

$T_{cell_typ_j}$ = calculated cell operating temperature for each hour of the year computed using the GPR performance metric weather file for the weather variables in the equation for T_{cell_i} below.

$$T_{cell_i} = G_{POA_i} \times e^{(a+b \times WS_i)} + T_{a_i} + \left(\frac{G_{POA_i}}{G_{STC}} \times dT_{cond} \right)$$

Where:

T_{a_i} = the measured ambient temperature averaged over time period i [°C]

WS_i = the measured wind speed corrected to a measurement height of 10 meters [m/s] (using the anemometer height and proper Hellmann coefficient) averaged over time period i [m/s]

a = empirical constant reflecting the increase of module temperature with sunlight as presented in Table 2 below.

b = empirical constant reflecting the effect of wind speed on the module temperature as presented in Table 2 below [s/m]

e = Euler's constant and the base for the natural logarithm.

dT_{cond} = conduction temperature coefficient from module to cell as presented in Table 2 below.

Table 2. Empirical Convective Heat Transfer Coefficients Module Type	Mount	a	b	dT_{cond}
Glass/cell/glass	Open rack	- 3.47	- 0.0594	3
Glass/cell/glass	Close-roof mount	- 2.98	- 0.0471	1
Glass/cell/polymer sheet	Open rack	- 3.56	- 0.0750	3
Glass/cell/polymer sheet	Insulated back	- 2.81	- 0.0455	0
Polymer/thin-film/steel	Open rack	- 3.58	- 0.1130	3

- The time periods used in the foregoing calculation shall be only periods during which, for the entire 15-minute interval, the PV System output is allowed to convert all irradiance to gross AC power and is

not offline due to insufficient irradiance levels based on the inverter minimum requirements for production. Data points that will be excluded are limited to data points where: (A) the GPOA is below minimum threshold, (B) GPOA above the maximum threshold (C) the PV System is in RSH, (D) when there is a EUDH or EPDH, (E) the PV System was not allowed to convert the full DC output to AC energy; or (F) when there is any other Outage. The aforementioned 15-minute intervals are fixed intervals that commence, in sequence, at the top of each hour and at 15, 30 and 45 minutes past the hour. At the end of each month, Subscriber Organization shall provide Company a report that lists all hours when such excluded data points occur (from the Facility's SCADA system as necessary) to validate the exclusion of any data points from the calculation set forth in Section 2(a)(ii).A., above. This information shall be validated on a monthly basis.

B. MPR Test. In the event that the set of operational data points under Section 2.6(a)(iii).A. that is available for any month to calculate the MPR cannot be validated to Company's reasonable satisfaction or in the event there were not at least 16 such data points during such month that could be used to calculate the MPR, the Company shall have the right to perform a test ("MPR Test") to collect the data points for such month to be used to calculate the MPR in lieu of the use of operational data for such month. The Company shall retain sole discretion as to when to conduct the MPR Test and the MPR Test may be conducted at any point during the month following the month for which Company was either unable to validate the set of operational data points for such month or there were not at least 16 data points available during such month, provided that Company will provide Subscriber Organization three (3) Business Days' notice prior to conducting the MPR Test. The MPR Test shall have a minimum duration of four (4) hours and shall run until at least 16 data points are collected that meet the criteria set forth in Section 2(a)(iii).A., subject to the limitation set forth in the last sentence of this Section 2.6(a)(iv).C. To the extent possible, the Company shall schedule the MPR Test for a period where all inverters in the PV System and BESS are fully available and weather conditions are expected to be optimum allowing the PV System to generate at full capacity for the duration of the MPR Test (if possible). However, if Company chooses a period where some of the Facility inverter(s) are unavailable, P_{DCSTC} shall be adjusted to remove the expected contribution of account for any reduction in capability to accept energy from the PV System due to the unavailable inverter(s).

1. For each MPR Assessment Period that includes one or more months for which a MPR Test was performed, the data points collected during said MPR Test for such month(s) shall be used together with the data points for months for which an MPR Test was not conducted to calculate the MPR for the MPR Assessment Period in question using the formula set forth in Section 2(a)(ii). A. 1., above. The result of the calculation based on the MPR Test shall be the MPR for the MPR Assessment Period in question.

EXAMPLE: The following is an example of a Measured Performance Ratio calculation and is included for illustrative purposes only. Assume the following:

- ~~1.~~ Facility with 120,000 panels with a standard test condition rating of 300 W
- ~~2.~~ $P_{DCSTC} = 120,000 \times 300 \text{ W} = 36 \text{ MW}$
- ~~3.~~ For illustrative purposes only, 4 hours of data which met the criteria specified in 2.6(a)(ii)(iii) have been recorded over the MPR Assessment Period. It should be noted that all available operational data that meets the criteria specified in Section 2.6(a)(iii).A.1. shall be included in the actual calculation.

Time Period	Average Measured Plane of Array Irradiance (W/m ²)	Average Measured Net AC Power at POI and BESS Inverters (MW)	Average Measured Ambient Temperature (°C)	10 Meter Elevation Average Measured Wind Speed (m/s)
-------------	--	--	---	--

1	690	16	27	3
2	850	11	26	8
...
i	750	19	29	7

$$MPR_{corr} = \frac{\sum_i P_{AC_i}}{\sum_i \left[P_{DC_{STC}} \left(\frac{G_{POA_i}}{G_{STC}} \right) \left(1 - \frac{\delta}{100} (T_{cell_type_avg} - T_{cell_i}) \right) \right]}$$

$$MPR_{corr} = \frac{\sum_i P_{AC_i}}{\sum_i \left[P_{DC_{STC}} \left(\frac{G_{POA_i}}{G_{STC}} \right) \left(1 - \frac{\delta}{100} (T_{cell_typ_avg} - T_{cell_i}) \right) \right]}$$

where:

$$T_{cell_i} = G_{POA} \times e^{(a+b \times WS)} + T_a$$

$$T_{cell_i} = G_{POA_i} \times e^{(a+b \times WS_i)} + T_{a_i} + \left(\frac{G_{POA_i}}{G_{STC}} \times dT_{cond} \right)$$

Assuming:

~~A~~The temperature coefficient (δ) of the installed modules ~~is~~ -0.4%/°C

~~A~~The average irradiance-weighted cell temperature ~~is~~ ($T_{cell_typ_avg}$) has been calculated as 28°C

The installed modules are a glass/cell/polymer sheet module type using an open rack mount. (a = -3.56; b = -0.0750; $dT_{cond} = 3$)

$$\sum_i P_{AC_i} = 16 \text{ MW} + 11 \text{ MW} + \dots + 19 \text{ MW} = \del{305 \text{ MW}} \mathbf{305 \text{ MW}}$$

$$\begin{aligned} \sum_i \left[P_{DC_{STC}} \left(\frac{G_{POA_i}}{G_{STC}} \right) \left(1 - \frac{\delta}{100} (T_{cell_type_avg} - T_{cell_i}) \right) \right] &= 36 \text{ MW} \times [(690/1000) \times (1 - \\ & (0.4/100) \times (28 - ((690/1000) \times 690 \times e^{(-3.56 - 0.075 \times 3)} + 27) + ((690/1000) \times 3)))] + \\ & (850/1000) \times (1 - (0.4/100) \times (28 - ((850/1000) \times 850 \times e^{(-3.56 - 0.075 \times 8)} + 26) + ((850/1000) \times 3)))] + \\ & \dots + \\ & (750/1000) \times (1 - (0.4/100) \times (28 - ((750/1000) \times 750 \times e^{(-3.56 - 0.075 \times 7)} + 29) + ((750/1000) \times 3)))] \\ & = \mathbf{374.76 \text{ MW}} \end{aligned}$$

$$MPR = 305 \text{ MW} / 374.76 \text{ MW} = \mathbf{0.814}$$

C. Determination of GPR Performance Metric.

1. Upon Commencement of Commercial Operations. If a copy of the IE Energy Assessment Report together with the supporting Year 1 P-Value of 50 8760 data (plane of array irradiance, Year 1 P-Value of 50 8760 and corresponding power output) is not provided to Company in accordance with Section 1(e).C. (NEP IE Estimate and Company-Designated NEP Estimate) of Attachment D (Calculation and Adjustment of Net Energy Potential), the GPR Performance Metric for the period commencing on the Commercial Operations Date through the end of the calendar month during which the Initial OEPR is issued shall be 0.85. If a copy of the IE Energy Assessment Report together with the supporting data

(plane of array irradiance, ambient temperature, windspeed and corresponding power output) is provided to Company in accordance with Section 1(e).C. (NEP IE Estimate and Company-Designated NEP Estimate) of Attachment D (Calculation and Adjustment of Net Energy Potential), the GPR Performance Metric shall be the GPR set forth in the IE Energy Assessment Report, provided that such GPR is justified by such supporting data and consistent with the manufacturer's and based on the Year 1 P-Value of 50 8760 data, minimum irradiance level ~~for production~~ and points of power measurement specified in Section 2.6(a)(ii).A. of this Attachment C. In the event that the IE Assessment Report includes the supporting data (plane of array irradiance, ambient temperature, windspeed and corresponding power output) relied upon in arriving at the NEP IE Estimate, but does not set forth a GPR, the GPR Performance Metric shall be calculated using such supporting data and the Measured Performance Ratio formula in Section 2.6(a)(ii).A. of this Contract Attachment C. Within 30 Days of Company's receipt of the IE Energy Assessment Report together with the aforementioned supporting data, Company shall provide written notice to Subscriber Organization of either (aa) the GPR Performance Metric derived from such supporting data or (bb) Company's inability to reasonably derive a GPR Performance Metric from such supporting data, in which case the GPR Performance Metric shall be 0.85.

Commencing With Initial OEPR. For the period commencing with the first Day of the calendar month following the establishment of the NEP OEPR Estimate for the Initial OEPR (as provided in Section 2Section 1.E (Initial OEPR) and Sections 4(e)2.G. (Review of the First OEPR Evaluator Report) and (h)2.H. (Review of the Second OEPR Evaluator Report) of Attachment D (Calculation and Adjustment of Net Energy Potential) to this Contract) through the end of the calendar month during which the NEP OEPR Estimate for the first Subsequent OEPR is established as provided in Section 3 (Subsequent OEPRs) and Sections 4(e)2.G. (Review of the First OEPR Evaluator Report) and (h)2.H. (Review of the Second OEPR Evaluator Report) of Attachment D (Calculation and Adjustment of Net Energy Potential) to this Contract, the GPR Performance Metric shall be the GPR as established through the Initial OEPR process as aforementioned. If no GPR has been established through the Initial OEPR process, the GPR Performance Metric shall be 0.85.

Commencing With the First Subsequent OEPR and Thereafter. Commencing with the establishment of the NEP OEPR Estimate for the first Subsequent OEPR as provided in Section 3F.1. (Subsequent OEPRs) and Sections 4(e)2.G. (Review of the First OEPR Evaluator Report) and (h)2.H. (Review of the Second OEPR Evaluator Report) of Attachment D (Calculation and Adjustment of Net Energy Potential) to this Contract, for each period commencing with the first Day of the calendar month following the establishment of the NEP OEPR Estimate for a Subsequent OEPR (including but not limited to the first Subsequent OEPR) through the end of the calendar month during which the NEP OEPR Estimate is established for the next Subsequent OEPR, the GPR Performance Metric shall be the GPR established for the applicable Subsequent OEPR. If no GPR has been established through the then applicable Subsequent OEPR process, the GPR Performance Metric shall be 0.85.

D. GPR Performance Metric and Liquidated Damages. For each MPR Assessment Period, a Measured Performance Ratio shall be calculated as provided in Attachment C Section 2.6(a).A. (Calculation of Measured Performance Ratio) ~~of~~ this Contract. In the event the MPR is less than 95% of the GPR Performance Metric as adjusted by the degradation factor set forth below, Subscriber Organization shall pay, in accordance with Attachment C Section 8. (Payment of Liquidated Damages for Failure to Achieve Performance Metrics; Limitation on Liquidated Damages), and Company shall accept, as liquidated damages for Subscriber Organization's failure to achieve the GPR Performance Metric for such MPR Assessment Period, an amount calculated in accordance with the following formula:

TIER	MEASURED PERFORMANCE RATIO	AMOUNT OF LIQUIDATED DAMAGES PER MPR ASSESSMENT PERIOD
Tier 1	GPR Performance Metric x DF x 0.95 > Measured Performance Ratio ≥ GPR Performance Metric x DF x 0.90	For each one-tenth of one percent (0.001) by which the Measured Performance Ratio for such MPR Assessment Period falls below the upper limit of the bandwidth specified in this subparagraph, an amount equal to one-tenth of one percent (0.001) of the MPR Assessment Period Lump Sum Payment. The upper end of the aforementioned bandwidth is equal to the product of the GPR Performance Metric, the applicable degradation factor (DF), and 95%. The lower limit of the aforementioned bandwidth consists of and includes the product of the GPR Performance Metric, the applicable degradation factor (DF), and 90%; plus
Tier 2	GPR Performance Metric x DF x 0.90 > Measured Performance Ratio ≥ GPR Performance Metric x DF x 0.80 Measured Performance Ratio < GPR Performance Metric x DF x 0.80	For each one-tenth of one percent (0.001) by which the Measured Performance Ratio for such MPR Assessment Period falls below the upper limit of the bandwidth specified in this subparagraph, an amount equal to two-tenths of one percent (0.002) of the MPR Assessment Period Lump Sum Payment. The upper end of the aforementioned bandwidth is equal to the product of the GPR Performance Metric, the applicable degradation factor (DF), and 90%. The lower limit of the aforementioned bandwidth consists of and includes the product of the GPR Performance Metric, the applicable degradation factor (DF), and 80%; plus For each one-tenth of one percent (0.001) by which the Measured Performance Ratio for such MPR Assessment Period falls below the product of the GPR Performance Metric, the applicable degradation factor (DF), and 80%, an amount equal to four-tenths of one percent (0.004) of the MPR Assessment Period Lump Sum Payment.

For purposes of the foregoing calculations under this Section 2.6(e) (GPR (Measured Performance Metric and Liquidated Damages; Termination Rights)), the degradation factor (DF) is calculated for each Contract Year (e.g., second Contract Year, third Contract Year, fourth Contract Year, etc.) as follows: $DF = 1 - 0.005 * (\text{Applicable Contract Year} - 1)$. For purposes of the foregoing formula, the "Applicable Contract Year" is the Contract Year within which the calendar month in question falls. If all of the months of an MPR Assessment Period fall within the same Contract Year, the Contract Year is the "Applicable Contract Year." For example, if all of the months of MPR Assessment Period fall within the third Contract Year, the value assigned to the "Applicable Contract Year" would be "3" and the formula for calculating the DF for such LD Period would be: $DF = 1 - 0.005 * (3 - 1)$. However, because the MPR Assessment Period is a rolling 12-month period, the MPR Assessment Period will often straddle two consecutive Contract Years. In such cases, all of the months falling within the same Contract Year will be assigned the value for such Contract Year and the value assigned to the "Applicable Contract Year" for purposes of the foregoing formula shall be the average of the assigned monthly values for such 12-month MPR Assessment Period. For example, for an MPR Assessment Period which has four months in the third Contract Year and eight months in the fourth Contract Year, the value assigned to the "Applicable Contract Year" for such MPR Assessment Period would be 3.67, as calculated as follows:

$$(3 \times 4) + (4 \times 8)$$

And the formula for calculating the DF for such MPR Assessment Period would be ~~DF~~ $DF = 1 - 0.005 * (3.67 - 1)$. For purposes of determining liquidated damages under this ~~Section 2.6(e) (GPR (Measured Performance Metric and Liquidated Damages); Termination Rights)~~. The amount by which the Measured Performance Ratio for the MPR Assessment Period in question falls below the applicable threshold shall be rounded to the nearest one-tenth of one percent (0.001). Each Party agrees and acknowledges that (i) the damages that Company would incur if the Subscriber Organization fails to achieve the GPR Performance Metric for a MPR Assessment Period would be difficult or impossible to calculate with certainty and (ii) the aforesaid liquidated damages are an appropriate approximation of such damages.

EXAMPLE: The following is an example calculation of liquidated damages for the GPR Performance Metric and is included for illustrative purposes only. Assume the following facts:

- The MPR Assessment Period has five months in the second Contract Year and seven months in the third Contract Year.
- The GPR for the Facility as determined by the OEPR is 0.9.
- The MPR has been calculated to be 0.694.
- Applicable Contract Year = $[(5 \times 2) + (7 \times 3)]/12 = 2.58$
- $DF = 1 - 0.005 * (2.58 - 1) = 0.9921$
- Upper limit of the Tier 1 bandwidth = $0.9 \times 0.9921 \times 0.95 = 0.848$
- Lower limit of the Tier 1 bandwidth/Upper limit of the Tier 2 bandwidth = $0.9 \times 0.9921 \times 0.9 = 0.804$
- Lower limit of the Tier 2 bandwidth = $0.8 \times 0.9921 \times 0.9 = 0.714$

- $LD = [((0.848 - 0.804) \times 1) + ((0.804 - 0.714) \times 2) + ((0.714 - 0.694) \times 4)] \times \text{MPR Assessment Period Lump Sum Payment} = 0.304 \times \text{MPR Assessment Period Lump Sum Payment}$
 ~~$= 0.304 \times \text{MPR Assessment Period Lump Sum Payment}$~~

E. MPR Termination Rights. The Parties acknowledge that, although the intent of the liquidated damages payable under ~~Section 2.6(e) (GPR Performance Metric and Liquidated Damages)~~ is to compensate Company for the damages that Company would incur if the Subscriber Organization fails to achieve the GPR Performance Metric for a MPR Assessment Period, such liquidated damages are not intended to compensate Company for the damages that Company would incur if a pattern of underperformance establishes a reasonable expectation that the Facility is likely to continue to substantially underperform the GPR Performance Metric. Accordingly, and without limitation to Company's rights under said ~~Section 2.6(e) (GPR (Measured Performance Metric and Liquidated Damages); Termination Rights)~~ for those MPR Assessment Periods during which the Subscriber Organization failed to achieve the GPR Performance Metric, the failure of the PV System to achieve, for each of three consecutive Contract Years, a Measured Performance Ratio of not less than the Tier 2 Bandwidth for such Contract Year shall constitute an Event of Default under Section 13.A.4. Of this Contract for which Company shall have the rights (including but not limited to the termination rights) set forth in Section 13. (Events of Default) and Section 15. (Damages in the Event of Termination by Company).

3. ~~3.~~ **BESS CAPACITY TEST; LIQUIDATED DAMAGES; TERMINATION RIGHTS.**

A. BESS Capacity Test and Liquidated Damages. For each BESS Measurement Period following the Commercial Operations Date, the BESS shall be required to complete a BESS Capacity Test, as more fully set forth in ~~Attachment H, Section 1~~. (BESS Tests) to Attachment H (BESS Requirement) to this Contract. For each BESS Measurement Period for which the BESS fails to demonstrate that it satisfies the BESS Capacity Performance Metric, Subscriber Organization shall pay, in accordance with Attachment C Section 8. (Payment of Liquidated Damages for Failure to Achieve Performance Metrics; Limitation on Liquidated Damages), and Company shall accept, as liquidated damages for such shortfall, the amount set forth in the following table (on a progressive basis) upon proper demand at the end the BESS Measurement Period in question:

BESS Capacity Ratio	Liquidated Damage Amount
Tier 1 95.0% - 99.9%	For each one-tenth of one percent (0.001) that the BESS Capacity Ratio is below 100% and is equal to or greater than 95.0%, an amount equal to one-tenth of one percent (0.001) of the BESS Allocated Portion of the Lump Sum Payment for the BESS Measurement Period in question; plus
Tier 2 85.0% - 94.9%	For each one-tenth of one percent (0.001) that the BESS Capacity Ratio is below 95% and is above 84.9%, an amount equal to one and a half-tenths of one percent (0.0015) of the BESS Allocated Portion of the Lump Sum Payment for the BESS Measurement Period in question; plus
Tier 3 75.0% - 84.9%	For each one-tenth of one percent (0.001) that the BESS Capacity Ratio is below 85% and is above 74.9%, an amount equal to two-tenths of one percent (0.002) of the BESS Allocated Portion of the Lump Sum Payment for the BESS Measurement Period in question; plus
Tier 4 60.0% - 74.9%	For each one-tenth of one percent (0.001) that the BESS Capacity Ratio is below 75% and is above 59.9%, an amount equal to two and a half-tenths of one percent (0.0025) of the BESS Allocated Portion of the Lump Sum Payment for the BESS Measurement Period in question; plus
Tier 5 50.0% - 59.9%	For each one-tenth of one percent (0.001) that the BESS Capacity Ratio is below 60% and is above 49.9%, an amount equal to three-tenths of one percent (0.003) of the BESS Allocated Portion of the Lump Sum Payment for the BESS Measurement Period in question; plus
Tier 6 49.9% and below ("Lowest BESS Capacity Bandwidth")	For each one-tenth of one percent (0.001) that the BESS Capacity Ratio is below 50%, an amount equal to three and a half-tenths of one percent (0.0035) of the BESS Allocated Portion of the Lump Sum Payment for the BESS Measurement Period in question.

For purposes of determining liquidated damages under this Section 2.7(a)3, (BESS Capacity Test and Liquidated Damages), the starting and end points for the duration of the period that the BESS discharges shall be rounded to the nearest MWh. Each Party agrees and acknowledges that (i) the damages that Company would incur if the Subscriber Organization fails to achieve the BESS Capacity Performance Metric for a BESS Measurement Period would be difficult or impossible to calculate with certainty and (ii) the aforesaid liquidated damages are an appropriate approximation of such damages.

EXAMPLE: The following is an example calculation of liquidated damages for the BESS Capacity Performance Metric and is included for illustrative purposes only. Assume the following:

- The Maximum Rated Output for the BESS is 25 MW.
- A BESS Capacity Test was conducted, and the BESS was measured to have discharged 65 MWh
- BESS Contract Capacity = 25 MW x 4 hours = 100 MWh
- BESS Capacity Ratio = MWh Discharged/BESS Contract Capacity = 65 MWh/100 MWh = 0.65
- $LD = [((1 - 0.950) \times 1) + ((0.950 - 0.850) \times 1.5) + ((0.850 - 0.750) \times 2) + ((0.750 - 0.65) \times 2.5)] \times \text{BESS Allocated Portion of the Lump Sum Payment for the BESS Measurement Period in question} = 0.65 \times \text{BESS Allocated Portion of the Lump Sum Payment for the BESS Measurement Period in question}$
 ~~$= 0.65 \times \text{BESS Allocated Portion of the Lump Sum Payment for the BESS Measurement Period in question}$~~

B. BESS Capacity Test Termination Rights. The Parties acknowledge that, although the intent of the liquidated damages payable under Section 2.7(a)3. (BESS Capacity Test and Liquidated Damages) is to compensate Company for the damages that Company would incur if the BESS fails to demonstrate satisfaction of the BESS Capacity Performance Metric during a BESS Measurement Period, such liquidated damages are not intended to compensate Company for the damages that Company would incur if a pattern of underperformance establishes a reasonable expectation that the BESS is likely to continue to substantially underperform the Company's expectations. Accordingly, and without limitation to Company's rights under said Section 2.7(a)3. (BESS Capacity Test and Liquidated Damages) for those BESS Measurement Periods during which the BESS fails to demonstrate satisfaction of the BESS Capacity Performance Metric, substantial underperformance shall give rise to a termination right as set forth in this Section 2.7(b)3.B. (BESS Capacity Test Termination Rights). If the BESS is in the Lowest BESS Capacity Bandwidth for any two BESS Measurement Periods during a 12-month period, an 18-month cure period (the "BESS Capacity Cure Period") will commence on the Day following the close of the second such BESS Measurement Period. For each BESS Measurement Period during such BESS Capacity Cure Period, BESS Capacity Tests shall continue to be conducted as set forth in Attachment C-H (BESS Tests) Requirements to this Contract and liquidated damages paid and accepted as set forth in Section 2.7(a)3. (BESS Capacity Test and Liquidated Damages); provided, however, that if the Subscriber Organization fails to demonstrate satisfaction of the BESS Capacity Performance Metric prior to the expiration of the BESS Capacity Cure Period, such failure shall constitute an Event of Default under Section 13.A.4. of this Contract for which Company shall have the rights (including but not limited to the termination rights) set forth in Section 13. (Events of Default) Section 14. (Termination for Cause) and Section 15. (Damages in the Event of Termination by Company).

4. ~~4.~~ BESS ANNUAL EQUIVALENT AVAILABILITY FACTOR; LIQUIDATED DAMAGES; TERMINATION RIGHTS.

A. BESS Annual Equivalent Availability Factor and Liquidated Damages. For each BESS Measurement Period following the Commercial Operations Date, a BESS Annual Equivalent Availability Factor shall be calculated as set forth in Attachment H Section 2. (BESS Annual Equivalent Availability Factor) ~~of Attachment H. (BESS Requirements).~~ If the BESS Annual Equivalent Availability Factor for such BESS Measurement Period is less than 97% (the "BESS EAF Performance Metric"), Subscriber Organization shall pay, in accordance with Attachment C Section 8. (Payment of Liquidated Damages for Failure to Achieve Performance Metrics; Limitation on Liquidated Damages), and Company shall accept, as liquidated damages for such shortfall, the amount set forth in the following table (on a progressive basis) upon proper demand at the end the current BESS Measurement Period:

BESS Annual Equivalent Availability Factor	Liquidated Damage Amount
Tier 1 85.0% - 96.9%	For each one-tenth of one percent (0.001) by which the BESS Annual Equivalent Availability Factor falls below 97% but equal to or above 85%, an amount equal to one-tenth of one percent (0.001) of the BESS Allocated Portion of the Lump Sum Payment for the BESS Measurement Period in question; plus
Tier 2 80.0% - 84.9%	For each one-tenth of one percent (0.001) by which the BESS Annual Equivalent Availability Factor falls below 85% but equal to or above 80%, an amount equal to two-tenths of one percent (0.002) of the BESS Allocated Portion of the Lump Sum Payment for the BESS Measurement Period in question; plus
Tier 3 75.0% - 79.9%	For each one-tenth of one percent (0.001) by which the BESS Annual Equivalent Availability Factor falls below 80% but equal to or above 75%, an amount equal to three-tenths of one percent (0.003) of the BESS Allocated Portion of the Lump Sum Payment for the BESS Measurement Period in question; plus
Tier 4 Below 75.0%	For each one-tenth of one percent (0.001) by which the BESS Annual Equivalent Availability Factor falls below 75%, an amount equal to four-

	tenths of one percent (0.004) of the BESS Allocated Portion of the Lump Sum Payment for the BESS Measurement Period in question.
--	--

~~Such liquidated damages shall be due within thirty (30) Days after the first to occur of the end of such BESS Measurement Period or the end of Term. In the event Subscriber Organization fails to pay Company amounts of liquidated damages due under this Section 2.8(a) (BESS Annual Equivalent Availability Factor and Liquidated Damages) within thirty (30) Days of receipt of Company's written demand, Company may, without limitation to any other remedy Company may have, set off such amounts due against payments it is otherwise obligated to make under this Contract.~~

For purposes of determining liquidated damages under this Section 2.8(a)4. (BESS Annual Equivalent Availability Factor and Liquidated Damages), the BESS Annual Equivalent Availability Factor for the BESS Measurement Period in question shall be rounded to the nearest one-tenth of one percent (0.001). Each Party agrees and acknowledges that (i) the damages that Company would incur if the Subscriber Organization fails to achieve the BESS EAF Performance Metric for a BESS Measurement Period would be difficult or impossible to calculate with certainty and (ii) the aforesaid liquidated damages are an appropriate approximation of such damages.

EXAMPLE: The following is an example calculation of liquidated damages for the BESS Annual Equivalent Availability Factor Performance Metric and is included for illustrative purposes only. Assume the following:

The monthly Lump Sum Payment is \$1,000,000

The BESS Annual Equivalent Availability Factor Performance Metric was calculated to be 72.9%.

BESS Allocated Portion of the Lump Sum Payment = 50% x 3 calendar months x \$1,000,000 = \$1,500,000

LD = [((0.970-0.850)x1)+((0.850-0.800)x2)+((0.800-0.750)x3)+((0.750-0.729)x4)] x \$1,500,000

= [0.120 + 0.100 + 0.150 + 0.084] x \$1,500,000 = \$681,000

B. BESS Annual Equivalent Availability Factor Termination Rights. The Parties acknowledge that, although the intent of the liquidated damages payable under Section 2.8(a)4. (BESS Annual Equivalent Availability Factor and Liquidated Damages) is to compensate Company for the damages that Company would incur if the Subscriber Organization fails to achieve the BESS EAF Performance Metric for a BESS Measurement Period, such liquidated damages are not intended to compensate Company for the damages that Company would incur if a pattern of underperformance establishes a reasonable expectation that the BESS is likely to continue to substantially underperform the BESS EAF Performance Metric. Accordingly, and without limitation to Company's rights under said Section 2.8(a)4. (BESS Annual Equivalent Availability Factor and Liquidated Damages) for those BESS Measurement Periods during which the Subscriber Organization failed to achieve the BESS EAF Performance Metric, the failure of the Subscriber Organization to achieve, for each of four consecutive BESS Measurement Periods, a BESS Annual Equivalent Availability Factor of not less than 75%; shall constitute an Event of Default under Section 13.A.4. of this Contract for which Company shall have the rights (including but not limited to the termination rights) set forth in Section 13. (Events of Default) Section 14. (Termination for Cause) and Section 15. (Damages in the Event of Termination by Company); provided, however, that if a BESS Measurement Period for which the aforementioned 75% threshold is not achieved falls within a BESS Capacity Cure Period, such BESS Measurement Period shall be excluded from the calculation of the aforementioned "four consecutive BESS Measurement Periods" if the failure to achieve the aforementioned 75% threshold was the result of unavailability caused by the process of carrying out the repairs

to or replacements of the BESS necessary to remedy the failure of the BESS to achieve the BESS Capacity Performance Metric.

5. BESS ANNUAL EQUIVALENT FORCED OUTAGE FACTOR; LIQUIDATED DAMAGES.

A. For each BESS Measurement Period following the Commercial Operations Date, the BESS shall maintain a BESS Annual Equivalent Forced Outage Factor of not more than 4% (the "BESS EFOF Performance Metric") as calculated as set forth in Attachment H Section 5. (BESS Annual Equivalent Forced Outage Factor). If the BESS Annual Equivalent Forced Outage Factor for such BESS Measurement Period exceeds the BESS EFOF Performance Metric, Subscriber Organization shall pay, in accordance with Attachment C Section 8, (Payment of Liquidated Damages for Failure to Achieve Performance Metrics; Limitation on Liquidated Damages), and Company shall accept, as liquidated damages for exceeding the BESS EFOF Performance Metric, the amount set forth in the following table (on a progressive basis) upon proper demand by the Company at the end of the BESS Measurement Period in question:

BESS Annual Equivalent Forced Outage Factor	Liquidated Damage Amount
0.0% - 4.0%	-0-
4.1% - 6.9%	For each one-tenth of one percent (0.001) that the BESS Annual Equivalent Forced Outage Factor is above 4.0% but less than 7.0%, an amount equal to two-tenths of one percent (0.002) of the BESS Allocated Portion of the Lump Sum Payment for the BESS Measurement Period in question; plus
7.0% and above	For each one-tenth of one percent (0.001) that the BESS Annual Equivalent Forced Outage Factor is above 6.9%, an amount equal to four-tenths of one percent (0.004) of the BESS Allocated Portion of the Lump Sum Payment for the BESS Measurement Period in question

~~Such liquidated damages shall be due within thirty (30) Days after the first to occur of the end of such BESS Measurement Period or the end of Term. In the event Subscriber Organization fails to pay Company amounts of liquidated damages due under this Section 5 (BESS Annual Equivalent Forced Outage Factor; Liquidated Damages) of Attachment B (Company Payments for Energy, Dispatchability and Availability of Bess) within thirty (30) Days of receipt of Company's written demand, Company may set off such amounts due against payments it is otherwise obligated to make under this Contract.~~

~~For purposes of determining liquidated damages under this Section 5 (BESS Annual Equivalent Forced Outage Factor; Liquidated Damages) of Attachment B (Company Payments for Energy, Dispatchability and Availability of Bess~~

For purposes of determining liquidated damages under this Attachment C Section 5. (BESS Annual Equivalent Forced Outage Factor; Liquidated Damages), the BESS Annual Equivalent Forced Outage Factor for the BESS Measurement Period in question shall be rounded to the nearest one-tenth of one percent (0.001). Each Party agrees and acknowledges that (i) the damages that Company would incur if the Subscriber Organization fails to achieve the BESS EFOF Performance Metric for a BESS Measurement Period would be difficult or impossible to calculate with certainty and (ii) the aforesaid liquidated damages are an appropriate approximation of such damages.

For example, if the BESS Equivalent Annual Forced Outage Factor was 4.1% as calculated in the example in Attachment H Section 5, (BESS Annual Equivalent Forced Outage Factor) attached hereto and the BESS Allocated Portion of the Lump Sum Payment for the BESS Measurement Period in question is \$1,000,000, the liquidated damages would be \$2,000, calculated as follows:

- 4.1% - 4.0% = 0.1%
- 0.1%/0.1 = 1
- \$1,000,000 x .002 = \$2,000
- \$2,000 x 1 = \$2,000

6. BESS ROUND TRIP EFFICIENCY TEST; LIQUIDATED DAMAGES; TERMINATION RIGHTS.

A. RTE Test and Liquidated Damages. For each BESS Measurement Period following the Commercial Operations Date, the BESS shall be required to complete ~~an~~ RTE Test or otherwise demonstrate satisfaction of the RTE Performance Metric, as more fully set forth in Attachment H (BESS Tests Requirements) to this Contract. For each BESS Measurement Period for which the BESS fails to demonstrate that it satisfies the RTE Performance Metric, Subscriber Organization shall pay, in accordance with Attachment C Section 8. (Payment of Liquidated Damages for Failure to Achieve Performance Metrics; Limitation on Liquidated Damages), and Company shall accept, as liquidated damages for such shortfall, in the amount to be calculated as provided in this Section 6(A), (RTE Test and Liquidated Damages) ~~and in~~ Attachment B (Company Payments for Energy, Dispatchability and Availability of Bess), upon proper demand at the end the BESS Measurement Period in question.

The RTE Performance Metric is ___% as measured at ___%. The RTE Performance Metric represents the lowest acceptable efficiency of the BESS for a full charge and discharge cycle if all energy to achieve the full cycle was taken from and delivered to the Point of Interconnection. **[DRAFTING NOTE: PERCENTAGE TO BE TAKEN FROM RESPONSE TO RFP.]** The metric will remain a “theoretical” POI to POI worse acceptable performance, even though the intake energy measurement used in the RTE test will move electrically closer to the BESS. This is in the Subscriber Organization's favor, as it can expect to gain efficiency (less losses) by moving the intake energy measurement point closer to the BESS as is proposed in Attachment H.]

The liquidated damages threshold ("LDT") is equal to the RTE Performance Metric minus 2 percentage points.

The Selected RTE Test is the RTE Test ~~that came closest to satisfying the RTE Performance Metric~~ most recently completed during the BESS Measurement Period in question.

Subscriber Organization shall be liable for liquidated damages if:

$$(PM - RTE Ratio) * 100 > 2\%$$

Where:

PM = RTE Performance Metric stated as percentage

RTE Ratio = RTE Ratio from Selected RTE Test stated as percentage

For each percentage point by which the RTE Ratio is below the LDT, Subscriber Organization shall pay, and Company shall accept, liquidated damages in an amount equal to two-tenths of one percent (0.002) of the BESS Allocated Portion of the Lump Sum Payment for the BESS Measurement Period in question.

Each Party agrees and acknowledges that (i) the damages that Company would incur if the Subscriber Organization fails to achieve the RTE Performance Metric for a BESS Measurement Period would be difficult or impossible to calculate with certainty and (ii) the aforesaid liquidated damages are an appropriate approximation of such damages.

- B. RTE Test Termination Rights.** The Parties acknowledge that, although the intent of the liquidated damages payable under Section 2.10(a)6.A. (RTE Test and Liquidated Damages) is to compensate Company for the damages that Company would incur if the BESS fails to demonstrate satisfaction of the RTE Performance Metric during a BESS Measurement Period, such liquidated damages are not intended to compensate Company for the damages that Company would incur if a pattern of underperformance establishes a reasonable expectation that the BESS is likely to continue to substantially underperform the Company's expectations. Accordingly, and without limitation to Company's rights under said Section 2.10(a)6. A. (RTE Test and Liquidated Damages) for those BESS Measurement Periods during which the BESS fails to demonstrate satisfaction of the RTE Performance Metric, substantial underperformance shall give rise to a termination right as set forth in this Section 2.10(b)6.B. (RTE Test Termination Rights). If the RTE Ratio for the Selected RTE Test for the BESS Measurement Period in question is more than 15 percentage points below the RTE Performance Metric for any two BESS Measurement Periods during a 12-month period, an 18-month cure period (the "RTE Cure Period") will commence on the Day following the close of the second such BESS Measurement Period. For each BESS Measurement Period during such RTE Cure Period, RTE Tests shall continue to be conducted as set forth in Attachment -H (BESS Tests Requirements) and liquidated damages paid and accepted as set forth in Section 2.10(a)6.A. (RTE Test and Liquidated Damages); provided, however, that if the Subscriber Organization fails to demonstrate satisfaction of the RTE Performance Metric prior to the expiration of the RTE Cure Period, such failure shall constitute an Event of Default under Section 13.A.4. of this Contract for which Company shall have the rights (including but not limited to the termination rights) set forth in Section 13. (Events of Default) and Section 15. (Damages in the Event of Termination by Company-) of this Contract.

~~Payment of Liquidated Damages for Failure to Achieve Performance Metrics; Limitation on Liquidated Damage.~~

7. [RESERVED]

8. PAYMENT OF LIQUIDATED DAMAGES FOR FAILURE TO ACHIEVE PERFORMANCE METRICS; LIMITATION ON LIQUIDATED DAMAGE.

- A. Payment of Performance Metrics LDs by Subscriber Organization.** With respect to the liquidated damages payable under Section 2.5(b)1. (PV System Equivalent Availability Factor Performance Metric and Liquidated Damages), Section 2.6(e)-(GPR (Measured Performance Metric and Liquidated Damages); Termination Rights) Section 2.7(a)3. (BESS Capacity Test and Liquidated Damages), Section 2.8(a)4. (BESS Annual Equivalent Availability Factor and Liquidated Damages), Section 2.95. (BESS Annual Equivalent Forced Outage Factor; Liquidated Damages) and Section 2.106. (BESS Round Trip Efficiency Test; Liquidated Damages; Termination Rights) (collectively, the "Performance Metrics LDs"), Company shall have the right, at any time on or after the LD Assessment Date for the liquidated damages in question, at Company's option, to set-off such liquidated damages from the amounts to be paid to Subscriber Organization for the Unsubscribed RDG or, to draw such liquidated damages from the Operating Period Security, as follows:

1. if the BESS fails to achieve the BESS Capacity Performance Metric for a BESS Measurement Period, the Company shall have the right to set-off or draw the amount owed for such failure as calculated as provided in Section 2.7(a)3. (BESS Capacity Test and Liquidated Damages); and
2. if the Monthly Report for the calendar month, MPR Assessment Period, or BESS Measurement Period in question, as applicable, shows a failure to achieve one or more of the Performance Metrics required for the LD Period in question, the MPR Measurement Period in question, or the BESS Measurement Period in question, as applicable, and Company does not submit a Notice of

Disagreement with respect to such Monthly Report, the Company shall have the right to set-off or draw the amount of liquidated damages owed for such failure as calculated as provided in Section 2.5(b)1. (PV System Equivalent Availability Factor Performance Metric and Liquidated Damages), Section 2.6(e) ~~(GPR (Measured Performance Metric and Liquidated Damages); Termination Rights)~~ Section 2.8(a)3. (BESS Capacity Test and Liquidated Damages), Section 4. (BESS Annual Equivalent Availability Factor and Liquidated Damages), Section 2.95. (BESS Annual Equivalent Forced Outage Factor; Liquidated Damages) and Section 2.106. (BESS Round Trip Efficiency Test; Liquidated Damages; Termination Rights);) as applicable;

3. in all cases in which Company submits a Notice of Disagreement for a given Monthly Report, Company shall have the right to set-off or draw all or any portion of the amount of liquidated damages for the calendar month in question, MPR Assessment Period in question, or BESS Measurement Period in question, as applicable, as calculated on the basis of the shortfall(s) in the achievement of the Performance Metric(s) in question, as shown in such Notice of Disagreement; and
4. in the event of any disagreement as to the liquidated damages owed under clause ~~(i)~~ and ~~(iii)~~ above:
 - a. ~~(aa)~~ if the amount set-off or drawn by the Company exceeds the amount of liquidated damages for such calendar month, BESS Measurement Period or MPR Assessment Period that are eventually found to be payable for the LD Period in question as determined under Section 2. (Monthly Report Disagreements) of Attachment E (Monthly Reporting and Dispute Resolution by Independent AF Evaluator) to this Contract, Company shall promptly (and in no event more than forty-five (45) Business Days from the date of such determination) repay such excess to Subscriber Organization together with, unless the Parties otherwise agree in writing, interest from the date of Company's set-off or draw until the date that such excess is repaid to Subscriber Organization at the average Prime Rate for such period; and
 - b. ~~(bb)~~ if Company does not exercise its rights to set-off or draw liquidated damages for such calendar month, BESS Measurement Period or MPR Assessment Period, or does not set-off or draw the full amount of the liquidated damages for such calendar month, BESS Measurement Period or MPR Assessment Period that are eventually found to be payable for the LD Period, BESS Measurement Period or MPR Assessment Period in question as determined under Section 2. (Monthly Report Disagreements) of Attachment E (Monthly Reporting and Dispute Resolution by Independent AF Evaluator) to this Contract, Subscriber Organization shall promptly, upon such determination as aforesaid, pay to Company the amount of liquidated damages that are found to be owing together with, unless otherwise agreed by the Parties in writing, interest on the amount of such liquidated damages that went unpaid from the applicable LD Assessment Date for such liquidated damages until the date such liquidated damages are paid to Company in full at the average Prime Rate for such period, and Company shall have the right, at its option, to set-off such interest from the amounts to be paid to Subscriber Organization for the Unsubscribed RDG or to draw from the Operating Period Security.

Any delay by Company in exercising its rights to set-off liquidated damages and/or interest from the amounts to be paid to Subscriber Organization for the Unsubscribed RDG or to draw such liquidated damages and/or interest from the Operating Period Security shall not constitute a waiver by Company of its right to do so.

- B. Limitation on Liquidated Damages. Notwithstanding any other provision of this Contract to the contrary, the aggregate liquidated damages paid by Subscriber Organization during each Contract Year for the Performance Metrics LDs, such payments by Subscriber Organization to include but not be limited to any set-offs or draws made by Company during such Contract Year pursuant to Section 7(8 A). (Payment of Performance Metrics LDs by Subscriber Organization) of this Attachment C (Required Performance Metrics; Liquidated Damages ~~for Failure To Achieve Performance Metrics~~), shall not exceed the total of the twelve (12) monthly Lump Sum Payments payable during such Contract

Year pursuant to Section 4.B. (Lump Sum Payment) and Section 4.G. (Payment Procedures) of the Contract. For avoidance of doubt: A monthly Lump Sum Payment that is invoiced by Subscriber Organization to Company pursuant to Section 4.F. (Subscriber Organization's Preparation of the Monthly Invoice) for, e.g., the twelfth (12th) calendar month of Contract Year N but is paid during Contract Year N+1 as provided in Section 4.G (Payment Procedures) shall, for purposes of determining the limitation on Performance Metrics LDs under this Section 7(A)(v)8.B. (Limitation on Liquidated Damages) of Attachment C (Required Performance Metrics; Liquidated Damages ~~for Failure To Achieve Performance Metrics~~), be included in the total of the twelve (12) monthly Lump Sum Payments payable during Contract Year N+1. As a result of the foregoing, the total of the monthly Lump Sum Payments used to establish the limitation on Performance Metrics LDs for the initial Contract Year under this Section 7(A)(v)8.B. (Limitation on Liquidated Damages) of Attachment C (Required Performance Metrics; Liquidated Damages ~~for Failure To Achieve Performance Metrics~~) will be less than twelve (12). The Parties acknowledge that, because the monthly Lump Sum Payment is subject to adjustment (including downward adjustment) as provided in Section 4.B. of the Contract (Lump Sum Payment), it is possible that a downward adjustment in some or all of the monthly Lump Sum Payments payable during a Contract Year might cause the Performance Metrics LDs paid by Subscriber Organization during the course of such Contract Year to exceed the limitation on the Performance Metrics LDs for such Contract Year established at the close of such Contract Year pursuant to the first sentence of this Section 7(A)(v)8.B. (Limitation on Liquidated Damages). In such case, Company shall promptly upon the determination that the Performance Metrics LDs paid during the course of such Contract Year exceeded the limitation on Performance Metrics LDs for such Contract Year (and in no event more than forty-five (45) Business Days from the end of such Contract Year) repay such excess amount to Subscriber Organization without interest.

C. Payment of Shortfall Performance Metrics LDs by Reduction of Bill Credits.

1. If Performance Metrics LDs remain unpaid after Company has exercised its rights under Attachment C Section 2.11(a)8. A. (Payment of Performance Metrics LDs by Subscriber Organization) ~~of this Contract~~ to set off such liquidated damages from the amounts to be paid to Subscriber Organization and to draw such liquidated damages from the Operating Period Security, the Company shall have the right to pay such unpaid Performance Metrics LDs ("Shortfall Performance Metrics LDs") by reducing Bill Credits in the aggregate amount of such unpaid Shortfall Performance Metrics LDs. The reduction in Bill Credits shall be proportionate so that the burden of paying the Shortfall Performance Metrics LDs is shared equitably among the Subscribers.
2. In the event of any disagreement under Attachment C Section 2.11(a)8.A. (Payment of Performance Metrics LDs by Subscriber Organization) ~~of this Contract~~ as to the amount of liquidated damages owing:
 - a. ~~(aa)~~ Upon the resolution of such disagreement pursuant to Section 2. (Monthly Report Disagreements) of Attachment E (Monthly Reporting and Dispute Resolution by Independent AF Evaluator) to this Contract, if such resolution has the effect of reducing the Shortfall Performance Metrics LDs, and if such reduction in the Shortfall Performance Metrics LDs has the effect of causing the reduction in Bill Credits previously implemented by Company ~~under Section 2.11(e)(i)~~ to exceed the actual amount of the Shortfall Performance Metrics LDs (the amount of such excess being referred to herein on the "Excess Reduction in Bill Credits"), Company shall promptly (and in no event later than the second billing cycle for each Subscriber following the date of the resolution of such disagreement as aforesaid) afford to such Subscriber a Bill Credit (referred to herein as a "Compensatory Bill Credit") in an amount equivalent to the total of (i) such Subscriber's proportionate share of the Excess Reduction in Bill Credits and (ii), unless the Company and Subscriber Organization otherwise agree in writing as provided ~~in~~ Section 2.11(a)(iv)(aa)-4.A., interest on the amount of the Excess Reduction in Bill Credits from the date Company implemented such Excess Reduction in Bill Credits with respect to such Subscriber until the date that Company applies the Compensatory Bill Credit against such Subscriber's retail electric service bill, at the average Prime Rate for such period; and

~~(bb)~~—upon the resolution of such disagreement pursuant to Section 2. (Monthly Report Disagreements) of Attachment E (Monthly Reporting and Dispute Resolution by Independent AF Evaluator) to this Contract, if Company has not previously exercised ~~its~~ rights to set-off or draw liquidated damages pursuant to ~~Section 2.11(a)~~Section 8.A. (Payment of Performance Metrics LDs by Subscriber Organization), or has not previously set-off or drawn ~~from the~~ Performance Security the full amount of the liquidated damages that are eventually found to be payable as a result of the resolution of such disagreement, ~~upon the resolution of such disagreement as aforesaid, Company shall have the right to pay such Shortfall Performance Metrics LDs based on the unpaid amount of liquidated damages that are found to be owing, by reducing Bill Credits in an amount equal to the total of (i) such Shortfall Performance Metrics LDs and (ii) unless otherwise agreed by Company and Subscriber Organization in writing as provided in Section 2.11(a)(iv)(bb), interest on the amount of such Shortfall Performance Metrics LDs from the applicable LD Assessment Date for the liquidated damages in question until the date Company implements a reduction in Bill Credits in payment of such Shortfall Performance Metrics LDs, at the average Prime Rate for such period.~~ Company shall have the right to reduce Subscriber Bill Credits in an amount equal to the total of Subscribers' share of pay such Shortfall Performance Metrics LDs.

~~---END---~~

ATTACHMENT D

CALCULATION AND ADJUSTMENT OF NET ENERGY POTENTIAL

1. NET ENERGY POTENTIAL.

A. Net Energy Potential and the Intent of the Parties. The essence of this Attachment D is that Company is paying to Subscriber Organization a Lump Sum Payment in exchange for Company's right to dispatch, subject to Renewable Resource Variability, the Facility's Net Energy Potential. Under this Attachment D, "Net Energy Potential": (i) constitutes an estimated single number with a P-Value of 95 for annual Net Energy that could be produced by the Facility based on the estimated long-term monthly and annual total of such production over a period of ten years excluding losses due to availability and Company Dispatch; (ii) is subject to adjustment from time to time as provided in this Attachment D (Calculation and Adjustment of Net Energy Potential); and (iii) as so adjusted, provides a basis for calculating and adjusting the Lump Sum Payment, as provided in Section 3. (Calculation of Lump Sum Payment) of Attachment B (Company Payments for Energy, Dispatchability and Availability of BESS) to the Contract. The Net Energy Potential shall be calculated using, but not limited to, long-term resource data correlated with on-site measurements (if available), the most current construction design and equipment specifications, and industry-accepted energy simulation models. Loss factors and uncertainty analysis are to be determined using industry best practices and standard assumptions. Loss factors shall include, but not be limited to, electrical losses. Loss factors will exclude losses due to availability and Company Dispatch. In the case of the Initial OEPR and any Subsequent OEPR evaluation, the Net Energy Potential shall also consider historical operational data further described in this Attachment D Section 2.E). It is the intent of the Parties that the estimate of Net Energy Potential, as calculated and adjusted as foresaid, should reflect the following risk allocation between the Parties under the Contract:

1. ~~(i)~~——Subscriber Organization has assumed the risk of downward adjustment to the Net Energy Potential (and hence the Lump Sum Payment) to account for any of the following circumstances:
 - a. ~~(aa)~~——if the Renewable Resource Baseline (as estimated on the basis of the typical meteorological year as derived from the Site's measured meteorological data) is lower than Subscriber Organization had assumed when it submitted its RFP Proposal;
 - b. ~~(bb)~~——if the as-built design and construction of the Facility is not as efficient in generating electrical energy and delivering such electric energy to the Point of Interconnection as Subscriber Organization had assumed when it submitted its RFP Proposal; and
 - c. ~~(ee)~~——if the Facility's level of operational efficiency is below the standard of comparable facilities;
 - d. ~~(ii)~~——Company has assumed the risk of the following (i.e., the following are to be disregarded for purposes of estimating Net Energy Potential (and hence the Lump Sum Payment)):
 - e. ~~(aa)~~——Renewable Resource Variability; and
 - f. ~~(bb)~~——the possibility that, at any given moment, Company does not need to dispatch any or all of the electric energy that the Facility is then capable of generating and delivering to the Point of Interconnection.
2. The foregoing is not intended as an exhaustive list of the risks assumed by either Party under this Attachment D or as a limitation on the circumstances that an OEPR Evaluator, in its professional judgment,

may decide to take into account in preparing its OEPR under Section 4(e)2.E. (Terms of Engagement) of this Attachment D (Calculation and Adjustment of Net Energy Potential).

- B. ~~(b)~~ NEP RFP Projection. In its RFP Proposal, the Subscriber Organization projected that the Facility would have a Net Energy Potential (as defined in this Attachment D) of _____ MWh [NOTE – INSERT NEP FROM RFP PROPOSAL] and provided the plane of array irradiance data used in arriving at the NEP RFP Projection, and Company relied on Subscriber Organization's NEP RFP Projection in deciding to contract with Subscriber Organization in lieu of other developers. Among the fundamentals of the bargain evidenced in this Attachment D is that there will be consequences to Subscriber Organization if (i) the IE Energy Assessment does not support the NEP RFP Projection and/or (ii) the operational performance of the Facility indicates a Net Energy Potential that is below the applicable thresholds set forth in this Attachment D (Calculation and Adjustment of Net Energy Potential).
- C. ~~(c)~~ NEP IE Estimate and Company-Designated NEP Estimate. Prior to the closing of the construction financing for the Facility but in no event later than the Commercial Operations Date, the Subscriber Organization shall provide Company with a copy of the IE Energy Assessment Report and the data on plane of array irradiance and corresponding power output used in arriving at the NEP IE Estimate. In addition, Subscriber Organization shall obtain from the administrative agent of the Facility Lender and provide to Company, at financial close of the construction debt financing, a confirmation letter confirming to Company that the IE Energy Assessment Report including the data on plane of array of irradiance and corresponding power output used in arriving at the NEP IE Estimate provided by Subscriber Organization to Company is the final energy assessment prepared for the Facility Lender as part of the Facility Lender's due diligence leading up to the Facility Lender's legally binding commitment (subject to certain conditions precedent) to provide a specific amount of financing for the Project as evidenced by the Facility Lender's execution of the Financing Documents. If the IE Energy Assessment Report fails to provide a NEP IE Estimate that is consistent with the requirements of this Attachment D in all material respects, or if the data on plane of array of irradiance and corresponding power output used in arriving at the NEP IE Estimate is not provided, or if the aforementioned confirmation letter is not provided, Company shall have the option, exercisable by written notice to Subscriber Organization issued no later than 30 Days, or such longer period as the Parties may agree in writing, following the first to occur of Company's receipt of (i) the IE Energy Assessment Report or (ii) notice that Company will not be provided with a copy of the IE Energy Assessment Report and the data on plane of array of irradiance, ambient temperature, wind speed and corresponding power output used in arriving at the NEP IE Estimate, to designate such Company-Designated NEP Estimate as Company, in its sole discretion, determines to be reasonable in light of the information then available to Company. In connection with Company's decision as to whether to designate a Company-Designated NEP Estimate, Company shall have the right to require Subscriber Organization to pay for an energy assessment to be performed by an independent engineer selected by Company. In such case, the aforesaid 30-Day period for Company's decision to designate a Company-Designated NEP Estimate shall be tolled for the time necessary to prepare such assessment. If Company fails, within the aforesaid 30-Day period as such period may be tolled as provided in the preceding sentence, to designate a Company-Designated NEP Estimate, the NEP RFP Projection shall constitute the First NEP Benchmark, unless the Parties agree in writing on a lower First NEP Benchmark.
- D. ~~(d)~~ NEP IE Estimate, Liquidated Damages and Subscriber Organization's Null and Void Right. If the NEP IE Estimate is higher than the NEP RFP Projection, the NEP RFP Projection shall constitute the First NEP Benchmark. In any other case, Subscriber Organization shall have the option to declare the Contract null and void by written notice to Company as follows:
1. if (aa) the NEP IE Estimate is lower than the NEP RFP Projection and (bb) Subscriber Organization issues its null and void notice to Company not later than 30 Days after issuance of the IE Energy Assessment Report; or
 2. if (aa) Company exercises its right to designate a Company-Designated NEP Estimate under Section 1(e). C. (NEP IE Estimate and Company-Designated NEP Estimate) of this Attachment D (Calculation and Adjustment of Net Energy Potential), (bb) such Company-Designated NEP Estimate is lower than the NEP

RFP Projection, and (cc) Subscriber Organization issues its null and void notice to Company not later than 30 Days after Company's notice of the Company-Designated NEP Estimate.

3. If Subscriber Organization fails to declare this ~~Attachment D Contract~~ null and void under the conditions set forth in either clause (~~#1~~) or clause (~~#2~~) above, then: (x) the NEP IE Estimate or the Company-Designated NEP Estimate, as applicable, shall thereafter constitute the First NEP Benchmark and (y) Subscriber Organization shall, within five (5) Business Days following the expiration of the applicable 30-Day period for the issuance of Subscriber Organization's null and void notice, pay liquidated damages equal to \$10 for every MWh by which the NEP RFP Projection exceeds the First NEP Benchmark for the initial Contract Year.

E. Initial OEPR. Following the Initial NEP Verification Date, the Initial OEPR shall be prepared pursuant to the process set forth in Section 42. (Preparation of OEPR) of this Attachment D (Calculation and Adjustment of Net Energy Potential) and the Initial NEP OEPR Estimate shall be as set forth in or derived from the Initial OEPR, as more fully set forth in Section 4(e)2. E. (Terms of Engagement) of this Attachment D (Calculation and Adjustment of Net Energy Potential). If the Initial NEP OEPR Estimate differs from the First NEP Benchmark, the Lump Sum Payment shall be recalculated and adjusted as provided in Section 3.##B. (Lump Sum Payment during Second Benchmark Period) of Attachment B (Company Payments for Energy, Dispatchability and Availability of BESS) to the Contract.

F. Subsequent OEPRS.

1. ~~(a)~~ Required Subsequent OEPR. If Subscriber Organization makes any changes to the Facility that involve (i) replacing any step-up transformer(s) or (ii) making any other changes (e.g., changing the characteristics of the Facility equipment or the specifications used in the IRS) that Company reasonably determines require an updated IRS, then Subscriber Organization shall also be required to have a subsequent OEPR prepared as of the first Day of the calendar month following the second anniversary of the date such change to the Facility was completed.
2. Voluntary Subsequent OEPR. Without limitation to the generality of Section 3(a)F.1. (Required Subsequent OEPR) of this Attachment D (Calculation and Adjustment of Net Energy Potential), if the Subscriber Organization makes any changes to the Facility (e.g., replacing original equipment) that does not trigger a required Subsequent OEPR but which changes Subscriber Organization has reasonable grounds to believe will improve the Facility's Net Energy Potential, Subscriber Organization shall have a one-time option, exercisable by written notice to Company issued not less than 120 Days prior to the Applicable NEP Verification Date, of having a subsequent OEPR prepared as of a date no sooner than 12 months following completion of the then most recent OEPR.
3. Subsequent OEPR and Adjustment to Lump Sum Payment. If the Subsequent NEP OEPR Estimate differs from ~~the Most~~the 1.F Most Recent Prior NEP Benchmark, the Lump Sum Payment shall be recalculated and adjusted as provided in Section 3.##B. (Lump Sum Payment Following Second Benchmark Period) of Attachment B (Company Payments for Energy, Dispatchability and Availability of BESS) to the Contract.

2. PREPARATION OF OEPR. The following provisions apply to the Initial OEPR and any Subsequent OEPR:

- A. Selection of OEPR Evaluator. No later than 90 Days prior to the Applicable NEP Verification Date, Company and Subscriber Organization shall select, in accordance with the terms of this Section 4(a)2.A. (Selection of OEPR Evaluator), an independent engineering firm from the firms listed on the OEPR Consultants List (the "OEPR Evaluator") to prepare an operational energy production report ("OEPR"). Each party shall select the names of two (2) firms from the OEPR Consultants List. If there is mutual agreement on one or both of the named firms, then the Subscriber Organization shall select one of the named firms to serve as the OEPR Evaluator. If there is no agreement on any of the named firms, then Subscriber Organization shall select one of the firms named by the Company.

- B. Eligibility for Appointment as OEPR Evaluator.** Both Parties agree that the engineering firms listed in Section 4(i)2. J. of this Attachment D (Calculation and Adjustment of Net Energy Potential) are fully qualified to prepare the OEPR. By mutual agreement between the Parties in writing, both Parties acting reasonably, a name or names may be added to or removed from the OEPR Consultants List at any time. In no event shall there by be less than three (3) names on the OEPR Consultants List.
- C. OEPR Period of Record.** It is the intent of the Parties that the OEPR shall be prepared using measured meteorological and production data from the OEPR Period of Record. However, although the OEPR Period of Record is a twelve-month period, the Parties acknowledge that, in certain circumstances (e.g., Force Majeure), there may not be twelve months of data available for the OEPR Period of Record. In such case, (i) it is the intent of the Parties that the OEPR be prepared using such measured meteorological and production data that is available from the OEPR Period of Record and (ii) Parties may, by written agreement, direct the OEPR Evaluator to use such additional data outside of the OEPR Period of Record as the Parties may agree. The preceding sentence does not constitute a limitation on the professional judgment of the OEPR Evaluator as to the appropriateness of using measured meteorological and/or production from outside of the OEPR Period of Record.
- D. Participation of Parties.** Promptly following the Applicable NEP Verification Date, Subscriber Organization and Company shall provide the OEPR Evaluator with such data from the OEPR Period of Record as they consider to be material to the preparation of the OEPR. Subscriber Organization and Company shall also provide such additional data and information as the OEPR Evaluator may reasonably request. The Parties shall assist the OEPR Evaluator throughout the process of preparing the OEPR, including making key personnel and records available to the OEPR Evaluator, but neither Party shall be entitled to participate in any meetings with personnel of the other Party or review of the other Party's records. However, the OEPR Evaluator will have the right to conduct meetings, hearings or oral arguments in which both Parties are represented. Subscriber Organization and Company shall have forty-five (45) Days from issuance of the draft OEPR Report to review and provide feedback to the OEPR Evaluator on such report.
- E. Terms of Engagement.** Upon selection of the OEPR Evaluator, as set forth in this Attachment D (Calculation and Adjustment of Net Energy Potential), the Subscriber Organization shall retain and contract with the OEPR Evaluator in accordance with the terms of this Attachment D (Calculation and Adjustment of Net Energy Potential). The OEPR Evaluator's scope of work and expected deliverables for all OEPRs must be acceptable to Company and shall, among other things, require the OEPR Evaluator to provide (i) an estimated single number with a P-Value of 95 for annual Net Energy that could be produced by the Facility based on the estimated long-term monthly and annual total of such production over a period of ten years; (ii) the data on plane of array of irradiance and corresponding power output used in arriving at the aforementioned estimated annual Net Energy; (iii) the GPR Performance Metric as provided in Section 2.6(b)(iii)1.E. (Commencing With Initial OEPR) or Section 2.6(b)(iii)1.F. (Commencing With First Subsequent OEPR and Thereafter) of this Attachment D, as applicable; and (iv) any additional information that may be reasonably required by a Party with respect to the methodology used by the OEPR Evaluator to reach its conclusion. The provisions of this Attachment D (Calculation and Adjustment of Net Energy Potential) do not impose a limit on the OEPR Evaluator's professional judgment as to what other estimates (if any) to include in the OEPR. Without limiting the professional judgment of the OEPR Evaluator in estimating the Net Energy Potential and GPR Performance Metric, the following is a general description of how the Parties anticipate that the OEPR Evaluator will proceed:
1. The purpose of an OEPR is to implement the intent of the Parties as set forth in Section 1(a). A. (Net Energy Potential and the Intent of the Parties) of this Attachment D (Calculation and Adjustment of Net Energy Potential) by evaluating (i) whether, when the Renewable Resource Baseline (as estimated by the OEPR Evaluator on the basis of the typical meteorological year as derived from the Site's measured meteorological data) is present and the Facility is in Full Dispatch, the Facility is capable of doing what the Parties expected the Facility to do: i.e., generating and delivering to the Point of Interconnection electric energy in an amount

consistent with the then applicable Net Energy Potential of the Facility (i.e., the estimate of Net Energy Potential then being used to calculate the monthly Lump Sum Payment pursuant to Section 3. (Calculation of Lump Sum Payment) of Attachment B (Company Payments for Energy, Dispatchability and Availability of BESS to the Contract); and (ii) if the Facility is not doing what the parties expected in this regard, identifying a new estimated single number with a P-Value of 95 for annual Net Energy that could be generated and delivered by the Facility based on the estimated long-term monthly and annual total of such production over a period of the next ten years.

2. At a high level, the analysis relies on reported Actual Output (i.e., energy delivered to the Point of Interconnection) during the OEPR Period of Record to estimate Facility performance over a future evaluation period of ten years. The data from the OEPR Period of Record are first quality screened and evaluated. One-time events are assessed and removed from the record where appropriate. Values for potential energy are then calculated from the reported energy production measured at the Point of Interconnection by adjusting for 100% availability and undischarged energy. Suitable long-term reference data sets are then identified by analyzing the reference for irradiance and the normalized values for potential energy production at the Point of Interconnection over the OEPR Period of Record. Relationships between selected long-term reference irradiance data sets and normalized values for potential energy production at the Point of Interconnection are used to calculate long-term values for such on a monthly and annual basis. Finally, estimates of future Facility availability (taking into account anticipated maintenance) and losses (such as system degradation and balance of plant losses) are applied in order to calculate the Net Energy Potential. For this purpose, no reductions are made for future estimates of energy that Company may choose not to dispatch. If a copy of the IE Energy Assessment Report is available to the OEPR Evaluator, the OEPR Evaluator should review such Report before commencing preparation of the OEPR and evaluate whether it is appropriate for the OEPR Evaluator to take into account any of the work reflected in the IE Energy Assessment Report.
- F. Timeline and Fees. The terms of engagement with the OEPR Evaluator shall require the OEPR Evaluator to ~~issue and provide, for Party review, a draft~~ OEPR that shall include a NEP OEPR Estimate and a Guaranteed Measured Performance Ratio Benchmark within 30 Days following the NEP Applicable Verification Date ("First OEPR"). The OEPR Evaluator shall be required to provide its completed OEPR within 30 Days following the end of the Parties' 45-Day review period under Section 2.D. (Participation of the Parties) of this Attachment D (Calculation and Adjustment of Net Energy Potential) The Parties shall each pay fifty percent (50%) of the fees and expenses charged by the OEPR Evaluator in connection with the Initial OEPR. For the Initial OEPR, the OEPR Evaluator's fees and costs must be acceptable to Company. Subscriber Organization shall pay all of the fees and expenses charged by the OEPR Evaluator in connection with any Subsequent OEPR. Subscriber Organization shall also pay for any reasonable internal fees and costs incurred by the Company as a result of its participation in the process set forth in Section 4(d)2.D. (Participation of Parties) of this Attachment D (Calculation and Adjustment of Net Energy Potential).
- G. Review of the First OEPR Evaluator and Subsequent OEPR Report. In the event Company or Subscriber Organization does not agree with the NEP OEPR Estimate or GPR Performance Metric determined by the First OEPR Evaluator, Subscriber Organization or Company may, within 30 Days of issuance of the First OEPR, engage, at its own cost, a different expert evaluator from the OEPR Consultants List (the "Second OEPR Evaluator") to prepare a second OEPR that shall include a NEP OEPR Estimate or GPR Performance Metric, as applicable ("Second OEPR"). The terms of engagement with the Second OEPR Evaluator shall require the Second OEPR Evaluator to issue the Second OEPR within 60 Days following the date of its appointment. In the event the NEP OEPR Estimates or GPR Performance Metric, as applicable, provided by the First OEPR Evaluator and the Second OEPR Evaluator are different then, within ten (10) Days of the issuance of the Second OEPR, the Parties shall, with the two evaluators, confer in an attempt to mutually agree upon a NEP OEPR Estimate or GPR Performance Metric, as applicable ("OEPR Conference").
- H. Review of the Second OEPR Evaluator Report. If the Parties are unable to agree upon a NEP OEPR Estimate or GPR Performance Metric, as applicable, within 30 Days of the OEPR Conference, then within ten (10) Days

thereafter the First OEPR Evaluator and Second OEPR Evaluator shall, by mutual agreement, select a third firm from the OEPR Consultants List to act as an independent OEPR Evaluator ("Third OEPR Evaluator"). The Third OEPR Evaluator shall not be a person from the same entity as the First OEPR Evaluator or the Second OEPR Evaluator. The Parties shall direct the Third OEPR Evaluator to review the First OEPR and Second OEPR and select one as the final and binding NEP OEPR Estimate and/or GPR Performance Metric, as applicable ("Third OEPR"). The Third OEPR Evaluator shall complete its review and selection of the NEP OEPR Estimate within thirty (30) Days following his or her retention. If the Third OEPR Evaluator selects the First OEPR, then the Party requesting the Second OEPR shall pay for the cost of the Third OEPR. If the Third OEPR Evaluator selects the Second OEPR, then the Parties shall each pay fifty percent (50%) of the fees and expenses charged by the Third OEPR Evaluator in connection with the Third OEPR.

- I. Final, Binding and Conclusive. The Parties acknowledge the inherent uncertainty in estimating the Net Energy Potential and GPR Performance Metric and hereby assume the risk of such uncertainty and waive any right to dispute any of the qualification of the person or entity appointed as the OEPR Evaluator pursuant to Section 4(a)2. A. (Selection of OEPR Evaluator) and Section 4(b)2. B. (Eligibility for Appointment as OEPR Evaluator) of this Attachment D (Calculation and Adjustment of Net Energy Potential), the appropriateness of the methodology used by OEPR Evaluator in preparing the OEPRs, the NEP OEPR Estimate and/or the GPR Performance Metric. Without limitation to the generality of the preceding sentence, the determination of the NEP OEPR Estimate and GPR Performance Metric in the First OEPR, Second OEPR (if applicable), or final decision of the Third OEPR Evaluator (if applicable) shall be final, conclusive and binding upon Company and Subscriber Organization and shall not be subject to further dispute under Section 17. (Dispute Resolution) of the Contract; provided that, nothing in this Section 4(i)2. I. (Final, Binding and Conclusive) of this Attachment D (Calculation and Adjustment of Net Energy Potential) shall preclude Subscriber Organization from engaging an OEPR Evaluator to issue a Subsequent OEPR as allowed pursuant to Section 3.1.F. (Subsequent OEPRs) of this Attachment D (Calculation and Adjustment of Net Energy Potential).
- J. Acceptable Persons and Entities. The OEPR Evaluator and Second OEPR Evaluator shall be selected from the following engineering firms listed below, subject to such additions or deletions effectuated by the Parties as provided in Section 2f.(f) (Eligibility for Appointment as Independent AF Evaluator) of Attachment E (Monthly Reporting and Dispute Resolution by Independent AF Evaluator) to the Contract and Section 4(b)2. B. (Eligibility for Appointment as OEPR Evaluator) of this Attachment D (Calculation and Adjustment of Net Energy Potential):
- DNV GL
 - UL
 - Black & Veatch
 - Leidos Engineering

--END--

ATTACHMENT E

**MONTHLY REPORTING AND DISPUTE
RESOLUTION BY INDEPENDENT AF EVALUATOR**

1. **MONTHLY REPORT.** Commencing with the month during which the Commercial Operations Date is achieved, and for each calendar month thereafter during the Term, Subscriber Organization shall provide to Company a Monthly Report in Excel, Lotus or such other format as Company may require, (“Monthly Report”), which Monthly Report shall include (i) the data for the calendar month in question populated into the form of "Monthly Report" below, (ii) the data for the BESS Measurement Period ending with the calendar month in question populated into the form of "BESS Measurement Period Report" below, and (iii) Subscriber Organization's calculations of the performance metrics and any liquidated damages assessments for the LD Period ending with such calendar month as set forth below. Subscriber Organization shall deliver such Monthly Report to Company by the ~~fifth~~ (5th) ~~tenth~~ (10th) Business Day following the close of the calendar month in question. Subscriber Organization shall deliver the Monthly Report electronically to the address provided by the Company. Company shall have the right to verify all data set forth in the Monthly Report by inspecting measurement instruments and reviewing Facility operating records. Upon Company's request, Subscriber Organization shall promptly provide to Company any additional data and supporting documentation necessary for Company to audit and verify any matters in the Monthly Report.

PV System Monthly Report

NAME OF IPP FACILITY: [Facility Name]

MONTHLY REPORT PERIOD: [Month Day, Year] to [Month Day, Year]

Enter the information for each ~~event~~ Force Majeure event effecting the PV System during the reporting period. Dates and times should be entered to the nearest minute. Duration and equivalent hours should be rounded to 2 decimal places. When using MWs for item (D) below, Contract Capacity is to be provided for (E); and when using number of devices for item (D), total number of devices is to be provided for (E).

Date/Time Start (A)	Date/Time End (B)	Duration (hrs) (C) = (B-A)	Size of effect in MW or Number of devices that are offline (D)	Contract Capacity or Total number of devices in the effected system (E)	Equivalent Hours (hrs) (C x D)/E
...					

Calendar hours in the reporting period: _____

Total equivalent hours for the reporting period (from above, with proper accounting for any simultaneous events): _____

Please provide the following availability information even in months containing Force Majeure even though it will not be applied in the PV System EAF Calculation.

Enter the information for each Outage during the reporting period. Dates and times should be entered to the nearest minute. Duration should be rounded to 2 decimal places.

Date/Time Start (A)	Date/Time End (B)	Duration (hrs) (B-A)
...		

Calendar hours in the reporting period: _____

Total Outage hours for the reporting period (from above): _____

Available Hours (AH) in the reporting period: _____

AH from the last eleven (11) reporting periods: _____

AH for the last twelve (12) reporting periods: _____

Enter the information for each ~~Planned Derating event~~ Subscriber Organization Attributable Derating events during the reporting period. Dates and times should be entered to the nearest minute. Duration and equivalent hours should be rounded to 2 decimal places. When using MWs for item (D) below, Contract Capacity is to be provided for (E); and when using number of inverters for item (D), total number of inverters is to be provided for (E).

Date/Time Start (A)	Date/Time End (B)	Duration (hrs) (C) = (B-A)	Size of derating in MWs or Number of Inverters (D)	Contract Capacity or Total number of Inverters in the PV System (E)	Equivalent Hours (hrs) (C x D)/E
...					

Total Equivalent Subscriber Organization Attributable Derated hours (ESADH) for the reporting period: _____

ESADH from the last eleven (11) reporting periods: _____

ESADH for the last twelve (12) reporting periods: _____

Enter the information for each ~~Unplanned Derating~~ Planned Derating event during the reporting period. Dates and times should be entered to the nearest minute. Duration and equivalent hours should be rounded to 2 decimal places.

When using MWs for item (D) below, Contract Capacity is to be provided for (E); and when using number of inverters for item (D), total number of inverters is to be provided for (E).

Date/Time Start (A)	Date/Time End (B)	Duration (hrs) (C) = (B-A)	Size of derating in MWs or Number of Inverters (D)	Contract Capacity or Total number of Inverters in the PV System (E)	Equivalent Hours (hrs) (C x D)/E
...					

Total equivalent planned derated hours (EPDH) for the reporting period: _____

EPDH from the last eleven (11) reporting periods: _____

EPDH for the last twelve (12) reporting periods: _____

Enter the information for each Unplanned Derating event during the reporting period. Dates and times should be entered to the nearest minute. Duration and equivalent hours should be rounded to 2 decimal places. When using MWs for item (D) below, Contract Capacity is to be provided for (E); and when using number of inverters for item (D), total number of inverters is to be provided for (E).

Date/Time Start (A)	Date/Time End (B)	Duration (hrs) (C) = (B-A)	Size of derating in MWs or Number of Inverters (D)	Contract Capacity or Total number of Inverters in the PV System (E)	Equivalent Hours (hrs) (C x D)/E
...					

Total equivalent unplanned derated hours (EUDH) for the reporting period: _____

EUDH for the last eleven (11) reporting periods: _____

EUDH for the last twelve (12) reporting periods: _____

Period Hours (PH) is : (8760 hours if no 29th day in February in that last twelve months otherwise 8784 hours)

Enter the Available Hours, ESADH, EPDH, and EUDH ~~, and Period Hours~~ for the last twelve (12) reporting periods as calculated above and use the correct PH.

AH (A)	ESADH (B)	EPDH (C)	EUDH (D)	PV System Annual Equivalent Availability Factor $100\% \times (A - B - C - D)/PH$

If the month for which this monthly report has been prepared contains a Force Majeure event please indicate the PV System Annual Equivalent Availability Factor calculated in the previous month's monthly report.

Enter the following properties for the facility's PV panels that are used in the calculation of the Measured Performance Ratio. Refer to ~~Attachment C of this Contract~~ Article 2.6 for the definitions of terms.

- DC rated capacity of the system at standard test conditions ($P_{DC_{STC}}$): _____
- Temperature coefficient of power in $\%/^{\circ}C$ (δ): _____
- Temperature empirical constant (a): _____
- Wind speed empirical constant (b): _____
- Conduction temperature coefficient (dT_{cond}): _____
- Annual average irradiance-weighted cell temperature ($T_{cell_{typ_{avg}}}$) _____

For the reporting period, provide ~~2-second~~ the 15-minute interval averaged site data for the following ~~used in the calculation of the Measured Performance Ratio measurements~~ in .csv format (refer to ~~Attachment C of this Contract~~ Article 2.6 for the definitions of terms). The data set should include an indication of whether each ~~data point~~ interval is included or excluded in the calculation of the Measured Performance Ratio; and the reason for exclusion (refer to article 2.6 for data requirements).

Measured data:

- P_{AC_i} is the apparent power output of the PV System (P_{AC}) measured at the POI averaged over time period i (MW)
- P_{DC_i} is the measured DC power output of the PV System measured at the DC input to the BESS charging system averaged over time period i (MW)
- G_{POA_i} is the measured plane of array irradiance (G_{POA}) averaged over time period i (W/m^2);
- Module back of surface $T_{a,i}$ is the measured ambient temperature (T_m) averaged over time period i [$^{\circ}C$]
- ~~Ambient temperature (T_a)~~
- ~~Wind speed (WS)~~

- ~~# of Inverters Available [%]~~
- WS_i = the measured wind speed corrected to a measurement height of 10 meters (using the anemometer height and proper Hellmann coefficient) averaged over time period i [m/s]

Calculated data:

- ~~Average cell temperature ($T_{cell_type_avg}$)~~
- Computed cell temperature (T_{cell_i})

Using the data provided above, enter the calculated values for Measured Performance Ratio rounded to the third decimal place (0.001).

Measured Performance Ratio for the reporting period: _____

Measured Performance Ratio for this reporting period and the previous eleven (11) reporting periods: _____

Enter the Applicable Contract Year and calculated Degradation Factor for the reporting period. Refer to ~~Attachment C of this Contract~~ Article 2.6(c) for how these should be calculated.

Applicable Contract Year: _____

Degradation Factor: _____

BESS Measurement Period Report

NAME OF IPP FACILITY: [Facility Name]

BESS MEASUREMENT PERIOD: [Month Day, Year] to [Month Day, Year]

Enter the applicable information ~~from which operational data collected during the IPP is using most recently completed BESS Capacity Test~~ to demonstrate satisfaction of the BESS Capacity Performance Metric during the reporting period. This can either be from a BESS Capacity Test performed during the period or taken from operational data reflecting the net output of the BESS.

Date/Time Start	Date/Time End	Total MWh delivered to the POI (A)	BESS Contract Capacity (MWh) (B)	BESS Capacity Ratio 100% x (A/B)

Enter the applicable information from ~~which operational data collected during the IPP is using most recently completed BESS RTE Test~~ to demonstrate satisfaction of the ~~RTE~~ BESS Round Trip Efficiency Performance Metric during the reporting period. This can either be from a RTE Test performed during the period or taken from operational data reflecting the charging/discharging of the BESS.

Date/Time Start	Date/Time End	Total MWh delivered to the POI (A)	Charging Energy (MWh) (B)	BESS RTE Ratio 100% x (A ÷ B)

Enter the information for each ~~Outage during the reporting period. Force Majeure~~ ~~Dates and times should be entered to the nearest minute. Duration should be rounded to 1 decimal place.~~

~~Enter the information for each Planned Deration event during effecting the reporting period. BESS. Dates and times should be entered to the nearest minute. Duration, size of reduction, maximum rated output, and equivalent hours should be rounded to 1 decimal place.~~

~~Enter the information for each Unplanned Deration event during the reporting period. Dates and times should be entered to the nearest minute. Duration, size of reduction, maximum rated output, and equivalent hours should be rounded to 1 decimal place.~~

Date/Time Start (A)	Date/Time End (B)	Duration (hrs) (C) = (B-A)	Size of Reduction (MW) (D)	Maximum Rated Output (MW) (E)	Equivalent Hours (hrs) (C x D)/E
...					

Calendar hours in the reporting period: _____

Total equivalent hours for the reporting period (from above, with proper accounting for any simultaneous events): _____

Please provide the following BESS availability information even in months containing Force Majeure even though it will not be applied in the PV System EAF Calculation.

~~Enter the Available Hours, EPDH, EUDH, and Period Hours for the last four (4) reporting periods as calculated above.~~

Enter the information for each ~~Unplanned (Forced BESS Outage)~~ during the reporting period. Dates and times should be entered to the nearest minute. Duration should be rounded to 1 decimal place.

Date/Time Start (A)	Date/Time End (B)	Duration (hrs) (B-A)
...		

Calendar hours in the reporting period: _____

Total Outage hours for the reporting period (from above): _____

Available Hours (AH) in the reporting period: _____

AH from the last three (3) reporting periods: _____

AH for the last four (4) reporting periods: _____

Enter the information for each BESS Planned Derating event during the reporting period. Dates and times should be entered to the nearest minute. Duration, size of reduction, maximum rated output, and equivalent hours should be rounded to 1 decimal place.

Date/Time Start (A)	Date/Time End (B)	Duration (hrs) (C) = (B-A)	Size of Reduction (MW) (D)	Maximum Rated Output (MW) (E)	Equivalent Hours (hrs) (C x D)/E
...					

Total equivalent planned derated hours (EPDH) for the reporting period: _____

EPDH from the last three (3) reporting periods: _____

EPDH for the last four (4) reporting periods: _____

Enter the information for each BESS Unplanned Derating event during the reporting period. Dates and times should be entered to the nearest minute. Duration, size of reduction, maximum rated output, and equivalent hours should be rounded to 1 decimal place.

Date/Time Start (A)	Date/Time End (B)	Duration (hrs) (C) = (B-A)	Size of Reduction (MW) (D)	Maximum Rated Output (MW) (E)	Equivalent Hours (hrs) (C x D)/E
...					

Total equivalent unplanned derated hours (EUDH) for the reporting period: _____

EUDH for the last three (3) reporting periods: _____

EUDH for the last four (4) reporting periods: _____

Period Hours (PH) is : _____ (8760 hours if no 29th day in February in that last twelve months otherwise 8784 hours)
Enter the Available Hours, EPDH and EUDH for the last four (4) reporting periods as calculated above.

AH (A)	EPDH (B)	EUDH (C)	PH (D)	BESS Annual Equivalent Availability Factor $100\% \times (A - B - C)/PH$

Enter the information for each Unplanned (Forced) Outage during the reporting period. Dates and times should be entered to the nearest minute. Duration should be rounded to 1 decimal place.

Date/Time Start (A)	Date/Time End (B)	Duration (hrs) (B-A)
...		

Total Forced Outage Hours (FOH) for the reporting period (from above): _____

FOH from the last three (3) reporting periods: _____

FOH for the last four (4) reporting periods: _____

Enter the FOH and EUDH for the last four (4) reporting periods as calculated above.

FOH (A)	EUDH (B)	BESS Annual Equivalent Forced Outage Factor $100\% \times (A + B)/8760$

If the BESS Measurement Period for which this report has been prepared contains a month with a BESS Force Majeure event, please indicate the proper 12-month period used to calculate the BESS Annual Equivalent Availability Factor for this report.

2. MONTHLY REPORT DISAGREEMENTS.

- (a) Notice of Disagreement with Monthly Report. Within ten (10) Business Days following the close of the calendar month in question, Subscriber Organization shall provide to Company the Monthly Report for such calendar month and the LD Period, the MPR Assessment Period and the BESS Measurement Period (if any) ending with such calendar month, as provided in Section 1. (Monthly Report) of this Attachment E (Monthly Reporting and Dispute Resolution by Independent AF Evaluator). Within ten (10) Business Days after Company's receipt of a Monthly Report, Company shall provide written notice to Subscriber Organization of any Monthly Report Disagreement, including with respect to the data for the calendar month covered by such Monthly Report and Subscriber Organization's calculation of, as applicable, (i) the PV System Equivalent Availability Factor for the LD Period ending with such calendar month, (ii) the MPR for the MPR Assessment Period ending with such calendar month, or (iii) any of the BESS Capacity Ratio, the RTE Ratio, the BESS Annual Equivalent Availability Factor or the BESS Equivalent Forced Outage Factor for the BESS Measurement Period (if any) ending with such calendar month ("Notice of Disagreement"). Together with any such Notice of Disagreement, the Company shall include its own calculations and other support for its position. If Company fails to provide a Notice of Disagreement within said 10-Business Day period, the Monthly Report provided

by Subscriber Organization shall be deemed to be accepted by Company and shall no longer be subject to dispute by Company or Subscriber Organization.

~~(b)~~ ~~[Reserved]~~

~~(b)~~ ~~[RESERVED]~~

(c) Submission of Monthly Report Disagreement to Independent AF Evaluator. Upon issuance of a Notice of Disagreement, the Parties shall review the contents of the Monthly Report(s) together with such Notice of Disagreement and attempt to resolve such Monthly Report Disagreement. If the Parties are able to agree on a resolution of any Monthly Report Disagreement, the resulting corrected Monthly Report(s) in question shall be set forth in a writing executed by both Parties, following which (i) such corrected Monthly Reports shall no longer be subject to dispute by either Party and (ii) to the extent such resolution of such Monthly Report Disagreement affects future Monthly Reports, such future Monthly Reports shall be prepared, and the PV System Equivalent Availability Factor, the MPR, the BESS Annual Equivalent Factor and the BESS Annual Equivalent Forced Outage Factor in such future Monthly Reports shall be calculated, in a manner consistent with such resolution. If the Parties are unable to resolve such Monthly Report Disagreement within ten (10) Business Days after Company's issuance of such Notice of Monthly Report Disagreement, either Party may, within five (5) Business Days after the end of such 10-Business Day period, submit the unresolved Monthly Report Disagreement to an Independent AF Evaluator for resolution.

~~(d)~~ ~~[Reserved]~~

~~(d)~~ ~~[RESERVED]~~

(e) Appointment of Independent AF Evaluator. If either Party decides to submit an unresolved Monthly Report Disagreement to an Independent AF Evaluator, it shall provide written notice to that effect (the "Submission Notice") to the other Party, which notice shall designate which of the engineering firms on the OEPR Consultants List is to act as the Independent AF Evaluator for purposes of resolving such dispute; provided, however, for purposes of facilitating consistency in the resolution of Monthly Report Disagreements, all Monthly Report Disagreements concerning the same Performance Metric arising out of any one or more of the twelve (12) Monthly Reports issued for a given Contract Year shall be submitted to the same Independent AF Evaluator unless such Independent AF Evaluator declines to accept any such submission(s). A Submission Notice must be provided within the 5-Business Day period provided in Section 2(e).C. (Submission of Monthly Report Disagreement to Independent AF Evaluator) of this Attachment E (Monthly Reporting and Dispute Resolution by Independent AF Evaluator). The Parties shall each pay fifty percent (50%) of the fees and expenses charged by the Independent AF Evaluator.

(f) Eligibility for Appointment as Independent AF Evaluator. Both Parties agree that the engineering firms listed in Section 4(j)2.J. (Acceptable Persons and Entities) of Attachment UD. (Calculation and Adjustment of Net Energy Potential) are fully qualified to serve as Independent AF Evaluator. By mutual agreement between the Parties in writing, a name or names may be added to or removed from the OEPR Consultants List at any time. In no event shall there be less than three (3) names on the OEPR Consultants List.

(g) Participation of Parties. Promptly following the issuance of a Submission Notice as provided in Section 2(e).E. (Appointment of Independent AF Evaluator) of this Attachment E (Monthly Reporting and Dispute Resolution by Independent AF Evaluator), Subscriber Organization and Company shall provide the Independent AF Evaluator which such data as they consider to be material to the resolution of the disputed issue(s). Subscriber Organization and Company shall also provide such additional data and information as the Independent AF Evaluator may reasonably request. The Parties shall assist the Independent AF Evaluator throughout the process of resolving such dispute, including making key personnel and records available to the Independent AF Evaluator, but neither Party shall be entitled to participate in any meetings with personnel of the other Party or review of the other Party's records.

However, the Independent AF Evaluator will have the right to conduct meetings, hearing or oral arguments in which both Parties are represented.

- (h) Written Decision of Independent AF Evaluator. The terms of engagement with the Independent AF Evaluator shall require the Independent AF Evaluator to issue its written decision resolving the disputed issues submitted to it within the applicable time period set forth below, which time periods are subject to any tolling that may be applicable pursuant to Section 2(4).I. (Sequence to Resolving Interrelated Disagreements) of this Attachment E (Monthly Reporting and Dispute Resolution by Independent AF Evaluator): (a) 30 Days as measured from the issuance of the Submission Notice; or (b) such other time period as the Parties may agree in writing. Unless otherwise agreed by the Parties in writing:
- (i) for a ~~Performance Metric~~Monthly Report Disagreement concerning the PV System Equivalent Availability Factor, the written decision of the Independent AF Evaluator shall set forth (aa) for the calendar month in question, the correct values for AH, EPDH, EUDH and PH to be used in calculations under Section 2.51. (PV System Equivalent Availability Factor; ~~Performance Metric and~~ Liquidated Damages; ~~Termination~~) of Attachment C (Required Performance Metrics; Liquidated Damages) ~~of~~ this Contract as determined by such Independent AF Evaluator if any such values were in dispute and (bb) for the LD Period ending with the calendar month in question, the PV System Equivalent Availability Factor for such LD Period as determined by such Independent AF Evaluator if such PV System Equivalent Availability Factor was in dispute;
 - (ii) for a ~~Performance Metric~~Monthly Report Disagreement concerning the MPR, the written decision of the Independent AF Evaluator shall set forth (aa) the correct data points from the operational data set for the calendar month in question to be used in the calculation of MPR under Section 2.6(a)A. (Calculation of Measured Performance Ratio) of Attachment C (Required Performance Metrics; Liquidated Damages) to this Contract, for the MPR Assessment Periods that include such calendar month if any such data points were in dispute, (bb) if a MPR Test was conducted during the month in question, the correct data points from such MPR Test to be used in the calculation of MPR under Section 2.6(a)A. (Calculation of Measured Performance Ratio) of Attachment C (Required Performance Metrics; Liquidated Damages) to this Contract, for the MPR Assessment Periods that include the month preceding the month covered by the Monthly Report in question if any such data points were in dispute and (cc) for the MPR Assessment Period ending with the calendar month in question, the Measured Performance Ratio if such Measured Performance Ratio was in dispute;
 - (iii) for a ~~Performance Metric~~Monthly Report Disagreement concerning the BESS Capacity Ratio or the RTE Ratio, the written decision of the Independent AF Evaluator shall set forth the BESS Capacity Ratio and/or the RTE Ratio for the BESS Measurement Period ending with the calendar month in question;
 - (iv) for a ~~Performance Metric~~Monthly Report Disagreement concerning the BESS Annual Equivalent Availability Factor, the written decision of the Independent AF Evaluator shall set forth (aa) the correct values to be used for AH, EPDH, EUDH and PH under Attachment H (BESS Requirements) Section 2. (BESS Annual Equivalent Availability Factor) for the calendar month in question if any such values were in dispute and (bb) the BESS Annual Equivalent Availability Factor for the BESS Measurement Period ending with the calendar month in question if such BESS Annual Equivalent Availability Factor was in dispute; and
 - (v) for a ~~Performance Metric~~Monthly Report Disagreement concerning the BESS Annual Equivalent Forced Outage Factor, the written decision of the Independent AF Evaluator shall set forth (aa) the correct values for FOH and EUDH under Attachment H (BESS Requirements) Section 3(BESS Annual Equivalent Forced Outage Factor) for the calendar month in question if any such values were in dispute and (bb) the BESS Annual Equivalent Forced Outage Factor for the BESS Measurement Period ending with the calendar month in question if such BESS Annual Equivalent Forced Outage Factor was in dispute.

- (i) Sequence for Resolving Interrelated Disagreements. If at the time a ~~Performance Metric~~Monthly Report Disagreement is submitted to an Independent AF Evaluator pursuant to Section 2(e) (Appointment of Independent AF Evaluator) of this Attachment E (Monthly Reporting and Dispute Resolution by Independent AF Evaluator) there are one or more other unresolved ~~Performance Metric~~Monthly Report Disagreements concerning the same ~~Performance Metric~~Monthly Report and the same LD Period that are pending before a different Independent AF Evaluator, and the resolution of such other ~~Performance Metric~~Monthly Report Disagreement(s) is necessary to the resolution of the ~~Performance Metric~~Monthly Report Disagreement that has been newly submitted to a new Independent AF Evaluator as aforesaid, the time period for such new Independent AF Evaluator to issue its written decision resolving such newly submitted ~~Performance Metric~~Monthly Report Disagreement shall be tolled until such pending ~~Performance Metric~~Monthly Report Disagreement(s) have been resolved. For avoidance of doubt, it is the intent of the Parties that disagreements over performance ratio data and calculations for a given calendar month or a given BESS Measurement Period shall (i) not be subject to resolution twice and (ii) once resolved, shall not be reopened.
- (j) Final, Conclusive and Binding. The Parties acknowledge the inherent uncertainty in calculating the ~~Performance Metrics~~Monthly Reports, and hereby assume the risk of such uncertainty and waive any right to dispute the qualification of the person or entity appointed as the Independent AF Evaluator pursuant to Section 2(e)2E. (Appointment of Independent AF Evaluator) of this Attachment E (Monthly Reporting and Dispute Resolution by Independent AF Evaluator) and/or the appropriateness of the methodology used by Independent AF Evaluator in resolving such ~~Performance Metric~~Monthly Report Disagreements. Without limitation to the generality of the preceding sentence, the decision of the Independent AF Evaluator as to each ~~Performance Metric~~Monthly Report Disagreement submitted to an Independent AF Evaluator shall be final, conclusive and binding upon Company and Subscriber Organization and shall not be subject to further dispute under Section 17. (Dispute Resolution) of the Contract.
3. PERIODIC REVIEW OF METHOD OF CALCULATING AND REPORTING ~~Performance Metric~~MONTHLY REPORT. At least once per Contract Year, Company shall review the method of calculating and reporting ~~Performance Metric~~Monthly Report under this Contract to determine if other variables should be incorporated into such calculations. Any revisions to the ~~Performance Metric~~Monthly Report calculations in this Contract shall be mutually agreed to by both Subscriber Organization and Company.
4. FUTURE CHANGES IN REPORTING REQUIREMENTS. Subscriber Organization shall reasonably cooperate with any Company requested revisions to the Monthly Report to include additional data that may be necessary from time to time to enable Company to comply with any new reporting requirements directed by the PUC or otherwise imposed under applicable Laws.

--END--

~~ATTACHMENT F WILL BE REVISED TO REFLECT
THE RESULTS OF IRSI~~

ATTACHMENT F
FACILITY OWNED BY SUBSCRIBER ORGANIZATION

1. THE FACILITY.

(a) Drawings, Diagrams, Lists, Settings and As-Builts.

(i) Single-Line Drawing, Interface Block Diagram, Relay List, Relay Settings and Trip Scheme.

A preliminary single-line drawing (including notes), Interface Block Diagram, relay list, relay settings, and trip scheme of the Facility shall, after Subscriber Organization has obtained prior written consent from Company, be attached to this Contract on the Execution Date as Exhibit F-5 (Single-Line Drawing and Interface Block Diagram) and Exhibit F-6 (Relay List and Trip Scheme). A final single-line drawing (including notes), Interface Block Diagram, relay list and trip scheme of the Facility shall, after having obtained prior written consent from Company, be labeled the "Final" Single-Line Drawing, the "Final" Interface Block Diagram and the "Final" Relay List and Trip Scheme and shall supersede Exhibit F-5 (Single-Line Drawing and Interface Block Diagram) and Exhibit F-6 (Relay List and Trip Scheme) to this Contract and shall be made a part hereof on the Commercial Operations Date. After the Commercial Operations Date, no changes shall be made to the "Final" Single-Line Drawing, the "Final" Interface Block Diagram and the "Final" Relay List and Trip Scheme without the prior written consent of Subscriber Organization and Company. The single-line drawing shall expressly identify the Point of Interconnection of Facility to Company System.

(ii) As-Builts. Subscriber Organization shall provide final as-built drawings of the Subscriber Organization-Owned Interconnection Facilities within 30 Days of the successful completion of the Acceptance Test.

(iii) Modeling. Subscriber Organization shall provide the models as set forth in Exhibit F-34.

(iv) No Material Changes. Subscriber Organization agrees that no material changes or additions to the Facility as reflected in the "Final" Single-Line Drawing (including notes), the "Final" Interface Block Diagram and the "Final" Relay List and Trip Scheme, shall be made without Subscriber Organization first having obtained prior written consent from Company. The foregoing are subject to changes and additions as part of any Performance Standards Modifications. If Company directs any changes in or additions to the Facility, records and operating procedures that are not part of any Performance Standards Modifications, Company shall specify such changes or additions to Subscriber Organization in writing, and, except in the case of an emergency, Subscriber Organization shall have the opportunity to review and comment upon any such changes or additions in advance.

(b) Certain Specifications for the Facility.

(i) Subscriber Organization shall furnish, install, operate and maintain the Facility including breakers, relays, switches, synchronizing equipment, monitoring equipment and control and protective devices approved by Company as suitable for parallel operation of the Facility with Company System. The Facility shall be accessible at all times to authorized Company personnel.

(ii) The Facility shall include:

[LIST OF THE FACILITY

Examples may include, but are not limited to:

- **Subscriber Organization-Owned Interconnection Facilities**
- **Substation**
- **Control and monitoring facilities**
- **Transformers**
- **Generating and BESS equipment (as described in Exhibit F-1 ~~of this Attachment~~)**
- **"Lockable" cabinets or housings suitable for the installation of the Company-Owned Interconnection Facilities located on the Site**
- **Relays and other protective devices**
- **Leased telephone line and/or equipment to facilitate microwave communication]**

(iii) The Facility shall comply with the following **[includes excerpts of language that may be requested by Company following Completion of IRS]**:

- A. Subscriber Organization shall install a ____ kV gang operated, load breaking, lockable disconnect switch and all other items for its switching station (relaying, control power transformers, high voltage circuit breaker). Bus connection shall be made to a manually and automatically (via protective relays) operated high-voltage circuit breaker. The high-voltage circuit breaker shall be fitted with bushing style current transformers for metering and relaying. Downstream of the high-voltage circuit breaker, a structure shall be provided for metering transformers. From the high-voltage circuit breaker, another bus connection shall be made to another pole mounted disconnect switch, with surge protection.
- B. Subscriber Organization shall provide within the Subscriber Organization-Owned Interconnection Facilities a separate, fenced area with separate access for Company. Subscriber Organization shall provide all conduits, structures and accessories necessary for Company to install the Revenue Metering Package. Subscriber Organization shall also provide within such area, space for Company to install its communications, supervisory control and data acquisition ("SCADA") equipment (remote terminal unit or equivalent) and certain relaying if necessary for the interconnection. Subscriber Organization shall also provide AC and DC source lines as specified by Company. Subscriber Organization shall provide a telephone line for Company-owned meters. Subscriber Organization shall work with Company to determine an acceptable location and size of the fenced-in area. Subscriber Organization shall provide an acceptable demarcation cabinet on its side of the fence where Subscriber Organization and Company wiring will connect/interface.
- C. Subscriber Organization shall ensure that the Subscriber Organization-Owned Interconnection Facilities have a lockable cabinet for switching station relaying equipment. Subscriber Organization shall select and install relaying equipment acceptable to Company. At a minimum, the relaying equipment will provide over and under frequency (81) negative phase sequence (46), under voltage (27), over voltage (59), ground over voltage (59G), over current functions (50/51) and direct transfer trip

(if required). The settings shall be consistent with the requirements for over/under frequency and voltage ride-through. Subscriber Organization shall install protective relays that operate a lockout relay (86), which in turn will trip the main circuit breaker and not allow it to be reclosed without reset.

D. [RESERVED]

E. Subscriber Organization's equipment also shall provide at a minimum:

- (i) Interface with Company's Telemetry and Control, or designated communications and control interface, to provide telemetry of electrical quantities such as total Facility net MW, MVar, power factor, voltages, currents, and other quantities as identified by the Company;
- (ii) Interface with Company's Telemetry and Control, or designated communications and control interface, to provide status for circuit breakers, reactive devices, switches, and other equipment as identified by the Company;
- (iii) Interface with Company's Telemetry and Control, or designated communications and control interface, to provide control to incrementally raise and lower the voltage target at the point of regulation operating in automatic voltage regulation control;
- (iv) Interface with Company's Telemetry and Control, or designated communications and control interface, to provide the active power control requirements of this Contract. More than one interface may be required if Facility energy components, such as a BESS and variable generation resource are controlled separately by the Company (as in grid-charging BESS);
- (v) Interface with Company's Telemetry and Control, or designated communications and control interface, for the Company to specify control system modes of operation and parameters, for remotely configurable parameters and operating states required under this Contract;
- (vi) For Variable Energy Facilities: Interface with Company's Telemetry and Control, or designated communications and control interface, to provide telemetry of equipment availability and meteorological and production data required under Section 8 (Data and Forecasting) of this Attachment F (Facility Owned by Subscriber Organization) and the Facility's Power Possible.
- (vii) Provision for Loss of Telemetry and Control: If Company's Telemetry and Control, or designated communications and control interface, is unavailable, due to loss of communication link, Telemetry and Control failure, or other event resulting in loss of the remote control by Company, provision must be made for Subscriber Organization to be able to institute via local controls, within 5 minutes (or such other period as Company accepts in writing) of the verbal directive by the Company System Operator, such change in voltage regulation target and real power export or import as directed by the Company System Operator.

F. If Subscriber Organization adds, deletes and/or changes any of its equipment, or changes its design in a manner that would change the characteristics of the equipment

and specifications used in the IRS, Subscriber Organization shall be required to obtain Company's prior written approval. If an analysis to revise parts of the IRS is required, Subscriber Organization shall be responsible for the cost of revising those parts of the IRS, and modifying and paying for the cost of the modifications to the Facility and/or the Company-Owned Interconnection Facilities based on the revisions to the IRS.

G. Cybersecurity and Critical Infrastructure Protection.

DRAFTING NOTE: COMPANY RETAINS SOLE DISCRETION TO CONSIDER THE LESS STRINGENT REQUIREMENTS (WHICH ARE INCLUDED IN THE FIRST SET OF ALTERNATIVE CYBER-SECURITY PROVISIONS UNDER G. (i) THROUGH (iv)) FOR PROJECTS THAT DO NOT EXCEED 1 MW.]

(i) Safety and Security Procedures. The Subscriber Organization shall maintain and enforce safety and security procedures to safeguard: all data provided by Company to Subscriber Organization pursuant to this Contract or in any way connected with the CBRE Program and the administration of the CBRE Program including but not limited to Subscriber names, Subscriber account numbers and information on such accounts, Subscriber addresses, Subscriber rate schedules and Subscriber CBRE bill credit information (“Company CBRE Data”); and all information regarding Company’s customers, customer lists, any of the data and testing results produced under this Contract and any information identified by Company as confidential (“Company Customer Data” and together with Company CBRE Data, collectively referred to as “Company Confidential Information”); all generation and telemetry data provided by the Subscriber Organization to the Company (“SO Data”); in Subscriber Organization’s possession, including Company Confidential Information that Subscriber Organization provides to any contractors, consultants, and other third parties retained by Subscriber Organization to assist Subscriber Organization to perform under this Contract in the course of Subscriber Organization’s performance pursuant to this Contract. Subscriber Organization warrants that it shall (A) use the National Institute of Standards and Technology (“NIST”) industry best practices for physical and systems security measures to prevent destruction, loss, alteration or unauthorized access to, use of, or tampering with, the CBRE Facility, Subscriber Organization software, and Company Confidential Information, including to protect the confidentiality and integrity of any of Company Confidential Information, operation of Company’s systems, and to prevent viruses and similar destructive code from being placed in any software or data provided to Company, on Subscriber Organization’s or Company’s website, or in Subscriber Organization’s or Company’s programming; and (B) use NIST industry best practices physical security and precautionary measures to prevent unauthorized access or damage to the CBRE Facility, including to protect the confidentiality and integrity of any of Company’s Confidential Information as well as the operation of Company’s systems. Subscriber Organization shall, at a minimum, protect Company’s Confidential Information and provide the standard of care required by NIST cybersecurity requirements, and the same measures it uses to protect its own confidential information.

(ii) Exception to Certain NIST Requirements. Company, at its sole and absolute discretion, may waive the requirements concerning NIST industry best practices as set forth in subsection (i)(A) and (B) above provided that Subscriber Organization implements alternate measures that Company deems acceptable

and not inconsistent with Company's standards with respect to (A) physical and systems security measures to prevent destruction, loss, alteration or unauthorized access to, use of, or tampering with, the CBRE Facility, software and Company's Confidential Information, including to protect the confidentiality and integrity of any of Company's Confidential Information, operation of Company's systems, and to prevent viruses and similar destructive code from being placed in any software provided to Company, on Subscriber Organization's or Company's website, or in Subscriber Organization's or Company's programming; and (B) physical security and precautionary measures to prevent unauthorized access or damage to the CBRE Facility, including to protect the confidentiality and integrity of any of Company's Confidential Information as well as the operation of Company's systems.

(iii) Security Breach. In the event that Subscriber Organization discovers or is notified of a breach, potential breach of security, or security incident at the CBRE Facility or of Subscriber Organization's systems (a "Security Breach"), Subscriber Organization shall immediately (i) notify Company of such Security Breach, whether or not such breach has compromised any of Company Confidential information, (ii) investigate and remediate the effects of the Security Breach, (iii) cooperate with Company with respect to any such Security Breach and provide necessary information on the Security Breach as requested by Company; and (iv) comply with all applicable privacy and data protection laws, including any notification obligations. Any remediation of any Security Breach will be at Subscriber Organization's sole expense.

(iv) "Subscriber" means a retail customer of the Company who owns a subscription of Subscriber Organization's CBRE project interconnected with the Company.

**[ALTERNATIVE ENHANCED CYBER-SECURITY PROVISIONS-
WAIVED SOLELY AT DISCRETION OF COMPANY.]**

- (i) Security Policies and Documentation. Subscriber Organization shall implement and document security policies and standards in accordance with industry best practices (e.g., aligned with the intent of NERC CIP-003-6 ~~R~~R2) and consistent with Company's security policies and standards. Subscriber Organization shall submit documentation describing the approach, methodology, and design to provide physical and cyber security (i.e., aligned with the intent of NERC CIP-003-6 R2) with its submittal of the design drawings pursuant to Section 1(c) (Design Drawings, Bill of Materials, Relay Settings and Fuse Selection) of Attachment F (Facility Owned by Subscriber Organization) which shall be at least sixty (60) Days prior to the Acceptance Test.
- The design shall meet industry standards and best practices, consistent with the National Institute of Standards and Technology ("NIST") guidelines as indicated in Special Publication 800-53 Rev. 4 "Security and Privacy Controls for Federal Information Systems and Organizations" and Special Publication 800-82 Rev. 2 "Guide to Industrial Control Systems (ICS) Security". The system shall be designed with the criteria to meet applicable compliance requirements and identify areas that are not consistent with NIST guidelines and recommendations.

- The cybersecurity documentation shall include a block diagram of the control system with all external connections clearly described.
- Subscriber Organization shall provide such additional information as Company may reasonably request as part of a security posture assessment.
- Company shall be notified in advance when there is any condition that would compromise physical or cyber security.
- Subscriber Organization shall, at the request of Company or, in the absence of any request from Company, at least annually, provide Company with updated documentation and diagrams including a record of changes.

(ii) Network and Application Security. Subscriber Organization shall implement appropriate network and application security processes and practices commensurate with the level of risk as determined by periodic risk assessments (i.e., aligned with the intent of NERC CIP-005-5):

- Segment and segregate networks and functions, including physical and logical separation between business networks and control system networks (i.e., aligned with the intent of NERC CIP-005-5 R1).
- Limit unnecessary lateral communications (i.e., aligned with the intent of NERC CIP-005-5 R1).
- Harden network devices (i.e., aligned with the intent of NERC CIP-007-6 R1).
- Secure access to infrastructure devices (i.e., aligned with the intent of NERC CIP-004-6 R4).
- Perform out-of-band (OoB) network management (i.e., aligned with the intent of NERC CIP-005-5 R2).
- Validate integrity of hardware and software (i.e., aligned with the intent of NERC CIP-010-3 R1 and NERC CIP-006-6 R1 Part 10).

(iii) Endpoint and Server Security. Subscriber Organization shall implement appropriate endpoint and server security processes and practices commensurate with the level of risk as determined by periodic risk assessments:

- Mechanisms to identify vulnerabilities and apply security patches in a timely manner (i.e., aligned with the intent of NERC CIP-007-6 R2).
- Malware defense and anti-phishing capabilities (i.e., aligned with the intent of NERC CIP-007-6 R3).
- Access Controls to enforce the least privilege principle and provide access to resources only for authorized users (i.e., aligned with the intent of NERC CIP-004-6 R4).

- Secure authentication mechanisms including multi-factor authentication for systems with higher risk exposure (i.e., aligned with the intent of NERC CIP-007-6 R5 and NERC CIP-005-5 R2).
- Data confidentiality, protection, and encryption technologies for endpoints, servers, and mobile devices (i.e., aligned with the intent of NERC CIP-011-2 R1 and NERC CIP-005-5 R2).

Subscriber Organization shall (consistent with the following sentence) ensure that no malicious software ("Malware") or unauthorized code is introduced into any aspect of the Facility, Interconnection Facilities, the Company Systems interfacing with the Facility and Interconnection Facilities, and any of Subscriber Organization's critical control systems or processes used by Subscriber Organization to provide energy, including the information, data and other materials delivered by or on behalf of Subscriber Organization to Company, (collectively, the "Environment"). Subscriber Organization shall periodically review, analyze and implement improvements to and upgrades of its Malware prevention and detection programs and processes that are commercially reasonable and consistent with the then current technology industry's standards and, in any case, not less robust than the programs and processes implemented by Subscriber Organization with respect to its own information systems.

- (iv) Cybersecurity Program. Subscriber Organization shall establish and maintain a continuous cybersecurity program (i.e., aligned with the intent of NERC CIP-003-6) that enables the Subscriber Organization (or its designated third party) to:
- (aa) Define the scope and boundaries, policies, and organizational structure of the cybersecurity program.
 - (bb) Conduct periodic risk assessments to identify the specific threats to and vulnerabilities of the Subscriber Organization's Organization consistent with guidance provided in NIST Special Publication 800-30 Rev. 1 "Guide for Conducting Risk Assessments".
 - (cc) Implement appropriate mitigating controls and training programs and manage resources.
 - (dd) Monitor and periodically test the cybersecurity program to ensure its effectiveness. Subscriber Organization shall review and adjust their cybersecurity program as appropriate for any assessed risks.
 - (ee) Applicability is extended to Cloud Service providers and other third-party services the Subscriber Organization may use.
- (v) Security Monitoring and Incident Response. Company and Subscriber Organization shall collaborate on security monitoring and incident response, define points of contact on both sides, establish monitoring and response procedures, set escalation thresholds, and conduct training (i.e., aligned with the intent of NERC CIP-008-5). Subscriber Organization shall, at the request of Company or, in the absence of any request from Company, at least quarterly, provide Company with a report of the incidents that it has identified and describe measures taken to resolve or mitigate.

In the event that Subscriber Organization discovers or is notified of a breach, potential breach of security, or security incident at Subscriber Organization's Facility or of Subscriber Organization's systems, Subscriber Organization shall immediately (aa) notify Company of such potential, suspected or actual security breach, whether or not such breach has compromised any of Company's confidential information; (bb) investigate and promptly remediate the effects of the breach, whether or not the breach was caused by Subscriber Organization; (cc) cooperate with Company with respect to any such breach or unauthorized access or use; (dd) comply with all applicable privacy and data protection laws governing Company's or any other individual's or entity's data; and (ee) to the extent such breach was caused by Subscriber Organization, provide Company with reasonable assurances satisfactory to Company that such breach, potential breach, or security incident shall not recur. Subscriber Organization shall provide documentation to Company evidencing the length and impact of the breach. Any remediation of any such breach will be at Subscriber Organization's sole expense.

If malicious software or unauthorized code is found to have been introduced into the Environment, Subscriber Organization will promptly notify Company. Subscriber Organization shall take immediate action to eliminate and remediate the effects of the Malware, at Subscriber Organization's expense. Subscriber Organization shall not modify or otherwise take corrective action with respect to the Company Systems except at Company's request. Subscriber Organization shall promptly report to Company the nature and status of all efforts to isolate and eliminate malicious software or unauthorized code.

(vi) Monitoring and Audit. Subscriber Organization shall provide information on available audit logs and reports relating to cyber and physical and security (i.e., aligned with the intent of NERC CIP-007-6 R4). Company may audit Subscriber Organization's records to ensure Subscriber Organization's compliance with the terms of this Section 1(b)(~~ii~~) (iii) G (Cybersecurity and Critical Infrastructure Protection) of this Attachment F (Facility Owned by Subscriber Organization), provided that Company has provided reasonable notice to Subscriber Organization and any such records of Subscriber Organization's will be treated by Company as confidential.

(vii) Contingency Plans. Subscriber Organization shall implement and maintain a business continuity plan, a disaster recovery plan, and an incident response plan ("Contingency Plans" – i.e., aligned with the intent of NERC CIP-009-6) appropriate for the level of risk associated with the Work under this Contract. The Contingency Plans shall be provided to Company upon request. Such Contingency Plans shall be updated to reflect lessons learned from real recovery events.

H. Available Power Production.

(i) Variable Energy Systems. Subscriber Organization's available power production considering equipment and resource availability (Power Possible) will be determined at any given time using the best-available data and methods for an accurate representation of the amount of active power at the Point of Interconnection.

- (ii) Variable Energy Systems Paired with Storage Operated through a Single Active Power Control Interface. For variable energy systems paired with storage operated through a single active power control interface (i.e., charging indirectly controlled through dispatch), Subscriber Organization's available power production considering equipment and resource availability and state of charge of the storage (Power Possible) will be determined at any given time using the best-available data and methods for an accurate representation of the amount of active power at the Point of Interconnection. Telemetry will be provided to indicate state of charge, including available estimated duration at the current dispatch given state of charge and forecast production.
 - (iii) Storage Directly Controlled by the Company. Subscriber Organization's available power production considering state of charge (Power Possible) will be supplied as an accurate representation of the amount of maximum and minimum (negative) available active power at the Point of Interconnection and the duration available at the current dispatch. If the Facility allows for allocation of capacity to different modes of operation (i.e., reservation of capacity for regulation or contingency response), then the available capacity in each allocated region shall be reported individually and controlled separately through separately designated dispatch or active power control interface.
 - I. For variable resources where Power Possible is derived, in part or in whole, from a measured available variable energy source such as solar or wind: To the extent available, the Parties shall use Subscriber Organization's real time Power Possible communicated to Company through the SCADA System except to the extent that the Potential Energy does not accurately reflect the actual available active power at the Point of Interconnection (plus or minus 0.1 MW). During those periods of time when the SCADA derived Power Possible is unavailable or does not accurately represent the available power production considering equipment and resource availability, the Parties shall use the best available data obtained through commercially reasonable methods to determine the Power Possible. Follow up actions to resolve the discrepancy will be as provided in Section 1(j) (Demonstration of Facility) of this Attachment F (Facility Owned by Subscriber Organization).
 - J. Subscriber Organization shall reserve space within the Site for possible future installation of Company-owned meteorological equipment (such as wind speed, direction and relative humidity monitors, SODAR and irradiance monitors) and AC and DC source lines for such equipment as may be required depending on the Facility resource type and location. In the event Company decides to install such meteorological equipment: (i) Subscriber Organization shall work with Company to determine an acceptable location for such equipment and any associated wiring, interface or other components; and (ii) Company shall pay for the needed equipment, and installation of such equipment, unless otherwise agreed to by the Parties. Company and Subscriber Organization shall use commercially reasonable efforts to facilitate installation and minimize interference with the operation of the Facility.
 - K. The Facility shall, at a minimum, satisfy the wind load and seismic load requirements of the International Building Code and any more stringent requirements imposed under applicable Laws.
- (c) Design Drawings, Bill of Material, Relay Settings and Fuse Selection. Subscriber Organization shall provide to Company for its review the design drawings, Bill of Material, relay settings and fuse selection for the Facility, and Company shall have the right, but not the obligation, to specify the type of electrical equipment, the interconnection wiring, the type of protective relaying equipment,

including, but not limited to, the control circuits connected to it and the disconnecting devices, and the settings that affect the reliability and safety of operation of Company's and Subscriber Organization's interconnected system. Subscriber Organization shall provide the relay settings and protection coordination study, including fuse selection and AC/DC Schematic Trip Scheme (part of design drawings), for the Facility to Company during the 60% design. Company, at its option, may, with reasonable frequency, witness Subscriber Organization's operation of control, synchronizing, and protection schemes and shall have the right to periodically re-specify the settings. Subscriber Organization shall utilize relay settings prescribed by Company, which may be changed over time as Company System requirements change.

- (d) Disconnect Device. Subscriber Organization shall provide a manually operated disconnect device which provides a visible break to separate Facility from Company System. Such disconnect device shall be lockable in the OPEN position and be readily accessible to Company personnel at all times.
- (e) Other Equipment. Subscriber Organization shall install, own and maintain the infrastructure associated with the Revenue Metering Package, including but not limited to all enclosures (meter cabinets, meter pedestals, meter sockets, pull boxes, and junction boxes, along with their grounding/bonding connections), CT/PT mounting structures, conduits and ~~duct lines~~ duct lines, enclosure support structures, ground buses, pads, test switches, terminal blocks, isolation relays, telephone surge suppressors, and analog phone lines (one per meter), subject to Company's review and approval.
- (f) Maintenance Plan. Subscriber Organization shall maintain Subscriber Organization-Owned Interconnection Facilities in accordance with Good Engineering and Operating Practices.
- (g) Active Power Control Interface. **[COMPANY TO REVISE THIS SECTION BASED ON SPECIFICS OF THE PROJECT.]**
 - (i) Subscriber Organization shall provide and maintain in good working order all equipment, computers and software associated with the control system (the "Active Power Control Interface") necessary to interface the Facility active power controls with the Company System Operations Control Center for real power control of the Facility by the Company System Operator.

The detailed design will be tailored to the specific resource type and configuration to achieve the functional requirements of the Facility.

The Active Power Control Interface will be used to control the net real power export (or import, as applicable) from the Facility for load following, system balancing, energy arbitrage, and/or supplemental frequency control as required under this Attachment F (Facility Owned by Subscriber Organization).

For variable resources paired with storage: The implementation of the Active Power Control Interface will allow the Company System Operator to control the net real power export (or import, as applicable) from the entire Facility, up to Power Possible, remotely from the Company System Operations Control Center through control signals from the Company System Operations Control Center. The Facility will maintain the power level specified by the Company through the variable resource and BESS available energy, subject to the availability of resource and BESS State of Charge.

For facilities with grid charging storage, the Active Power Control interface may also direct the charging/discharging of energy from the BESS.

The Facility real power output (or import, if storage charging is enabled) will automatically adjust to a change in frequency in accordance with the frequency response requirements provided in this Attachment F (Facility Owned by Subscriber Organization).

- (ii) Company shall review and provide prior written approval of the design for the Active Power Control Interface to ensure compatibility with Company's centralized control systems and use of Facility available energy and storage capabilities. To ensure such continued compatibility, Subscriber Organization shall not materially change the approved design without Company's prior review and written approval. This will include design description and parameters for the Subscriber Organization's control system(s), which determine provision of net real power from the variable resource System (i.e., wind or ~~PV~~WTG) and/or the BESS storage, and charging of the BESS storage, in response to the Active Power Control signal or signals.
- (iii) The Active Power Control Interface shall include, but not be limited to, a demarcation cabinet, ancillary equipment and software necessary for Subscriber Organization to connect to Company's Telemetry and Control, located in Company's portion of the Facility switching station which shall provide the control signals to the Facility and send feedback status to the Company System Operations Control Center. The control type shall be analog output (set point) or raise/lower controls and will be established by the Company prior to final design approval.
- (iv) The Active Power Control Interface shall also include provision for feedback points from the Facility indicating when active power target in MW for the Active Power Control signal(s). The Facility shall provide the MW target feedback to the Company SCADA system immediately upon receiving the respective control signal from the Company.
- (v) Subscriber Organization shall provide to the telemetry interface analogs for the gross production of the energy resource(s) at the Facility (for example, DC or AC MW production of the variable resource generator(s), depending on design; gross DC MW of the BESS, etc.). Subscriber Organization shall also provide the total net AC MW production at the Point of Interconnection.
- (vi) The Active Power Control Interface shall provide for remote control of the real power output of the Facility by the Company at all times. If the Active Power Control Interface is unavailable or disabled, the Facility may not export electric energy to Company and the Facility shall be deemed to be in Subscriber Organization-Attributable Non-Generation status, unless the Company, in its sole discretion, agrees on an alternate means of dispatch. If Subscriber Organization fails to provide such remote control capability (whether temporarily or throughout the Term), then, notwithstanding any other provision of this Attachment F (Facility Owned by Subscriber Organization), Company shall have the right to derate or disconnect the entire Facility during those periods that such control capability is not provided and the Facility shall be deemed to be in Subscriber Organization-Attributable Non-Generation status for such periods.
- (vii) The rate at which the Facility changes net real power in response to the active power control shall not be less than the greater of 2 MW per minute or 10% of the Facility capacity per minute, and shall make available through agreed parameters, such faster ramp as the installed equipment can support. The Facility's Active Power Control Interface will be used by Company to control the rate at which electric energy is changed to achieve the active power limit for load-following and regulation. The Facility will respond to the active power control request immediately with an echo of the set point and measurable change within the 4 second control cycle.
- (viii) The Facility shall accept the following controls related to active power and frequency response to or from the Company centralized control system:
- Power Reference Setpoint from Company (based on the input to the Facility, from the Active Power Control Interface): The Facility output shall match this setting from the Variable Resource and/or BESS so long as it can be supported by the variable resource and/or BESS State of Charge (Power Possible does not change). This net output should be accurate within +/- 0.1 MW under normal frequency conditions. This setpoint will be modified as appropriate in the controls by the appropriate frequency response consistent with Section 1(g)(xi) (Active

Power – Frequency Response (DROOP)), Section 1(g)(xii) (Dynamic Active Power – Frequency Performance), and **[FOR FACILITIES WITH STORAGE]** Section 1(g)(xiii) (Alternate Active Power / Frequency Response Modes) of this Attachment F (Facility Owned by Subscriber Organization).

- For variable energy resources: The Facility shall include Variable Resource Enable/Disable control. When "Disable" is selected, the Facility shall ramp down, shutdown, and leave offline variable resource generators. When "Enable" is selected, the Facility variable resource generators can start up, ramp up, and remain in normal operations subject to Company active power dispatch.
- **From Company:** Frequency Response Mode (DROOP, ~~FFR~~, isochronous) state (where alternate modes of operation are required).
- **From Subscriber Organization:**
 - ~~[For Facilities with a BESS and where required]: Capacity allocation to each mode of operation where ability to allocate capacity to different modes of operation is required (e.g., to allocate a portion of capacity to fast frequency response) and telemetered data controls necessary to determine state of charge and gross MW and Mvar contribution, operationally required for each segmented use.~~
 - Power Possible (Available maximum capacity): See above, instantaneous limit for available energy, represents max level the Facility can produce under present resource, BESS State of Charge (if applicable) and equipment conditions. This is used as upper limit for Company Dispatch.
 - For variable energy resources, maximum level the variable generation resources can produce under present variable resource and equipment conditions.
 - Minimum Sustained Limit: Minimum output level the Facility can be reduced to continuously without delay (ecomn). For projects with BESS: If BESS charging from the grid is permitted, and charging capacity is available, this will be a negative value.
 - Minimum Transient Limit (for frequency response, regulation) (lfcmn). For projects with BESS: If BESS charging from the grid is permitted, and charging capacity is available, this will be a negative value.
 - Maximum Dispatchable Ramp Rate: Controlled ramp rate available for controlled changes in output.
 - For projects with a BESS, Subscriber Organization shall also provide the following:
 - BESS potential (BESS State of Charge and projected number of hours at present dispatch, minimum dispatch, and maximum dispatch).
 - Frequency Response Mode (DROOP, ~~FFR~~, isochronous) state ~~(where alternate modes of operation are required).~~
 - ~~Capacity allocation to each mode of operation (to allow FFR and Droop allocation).~~
- (ix) Subscriber Organization shall not override Company's active power controls without first obtaining specific approval to do so from the Company System Operator unless there is a system emergency. Disabling of the remote Active Power Control shall initiate telemetry notification to the Company.
- (x) The requirements of the Active Power Control Interface may be modified as mutually agreed upon in writing by the Parties.

Active Power Communications between Company and Subscriber Organization. Company will receive and send AGC Set-Point and related data through the communications interface in accordance with Company standards. The data points covered under this Contract, as described below, may overlap with data requirements described elsewhere.

AGC Data Points to be sent from Subscriber Organization to Company via SCADA. The following data points will be transmitted via SCADA from Subscriber Organization to Company and represent Facility level data [Note: May be modified based on resource type and Facility requirements]:

DESCRIPTION	UNITS
AGC Set-Point (echo)	MW
Power demand	MW
Actual power	MW
Power Possible	MW
Actual reactive power	Mvars
Average Voltage	Kv
Variable Generation potential	MW
[Wind only] Number of turbines online and running	Integer
BESS State of Charge	Pct
[PV only] Inverters online	Integer
Facility duration at current output	HRS
AGC Status	Remote/Local
[For facilities with alternate modes of frequency response] Indication of Frequency Response Mode	Integer Droop, ISOCH

Response times and limitations of Facility in regards to Active Power Control

The following protocols outline the expectations for responding to the AGC Set-Point.

Frequency of Changes. Company may send a new AGC Set-Point to the Facility at up to the AGC control cycle (present 4 seconds).

Range of AGC Set-Point. The range of set point values can be between 0% and 100% of Power Possible. For projects offering grid-charging storage, negative set-point values may be required.

Backup Communications

In the event of an AGC failure, Company and Subscriber Organization shall communicate via telephone, or other method mutually agreeable between the Parties, in order to correct the failure.

- (xi) Active Power - Frequency Response (DROOP).

The Facility shall provide a primary frequency response with a frequency droop characteristic reacting to system frequency at the Point of Interconnection in both the overfrequency and underfrequency directions except as limited by the minimum and maximum available capacity and energy potential at the time of the event including BESS state of charge. This response must be timely and sustained rather than injected for a short period and then withdrawn. For over-frequency events, response may include absorption through charging (as applicable under the terms of this Contract). Subscriber Organization shall provide minimum operational limits for each online resource and the Facility for primary frequency response.

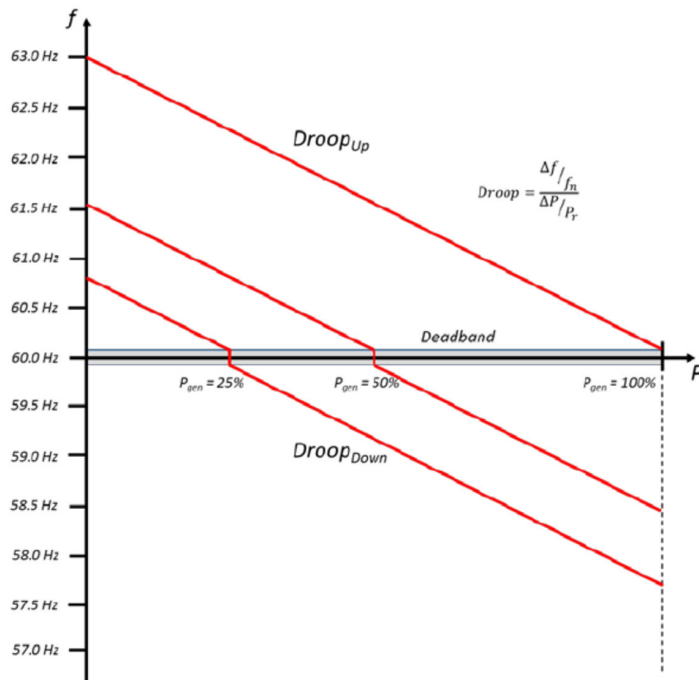
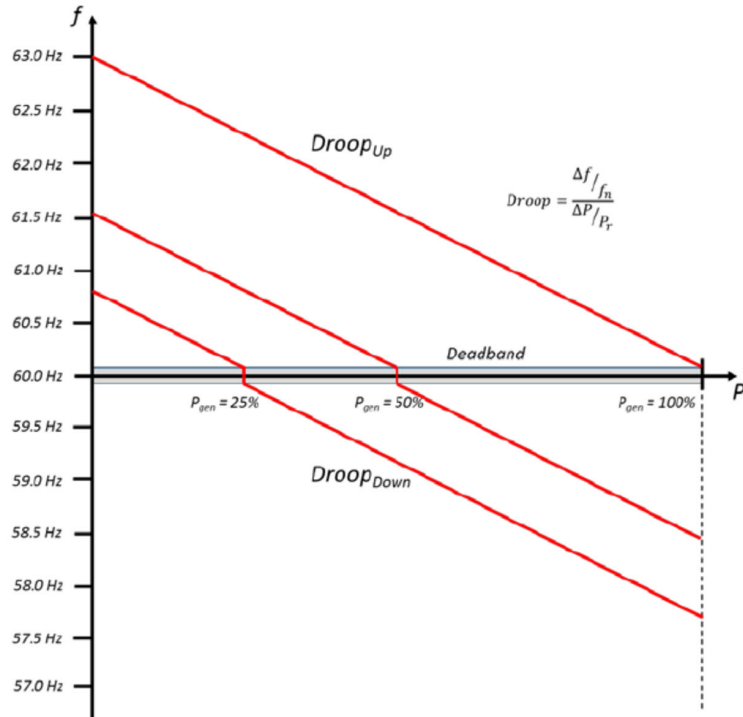
Frequency will be calculated over a period of time (e.g., three to six cycles, or other period as specified by Company), and filtered to take control action on the fundamental frequency component of the calculated signal. Calculated frequency may not be susceptible to spikes caused by phase jumps on the Company system.

The active power-frequency control system, and overall response of the inverter-based resource (plant), must meet the following performance aspects (see figure below):

The active power-frequency control system shall have an adjustable proportional droop characteristic with a default value of 4% percent. The droop setting shall permit a setting from 0.1% to 10%. This setting shall be changed upon Company's written request as necessary for grid droop response coordination. The droop setting shall be tunable and may be specified during commissioning. The droop shall be a permanent value based on Pmax (maximum nominal active power output of the plant) and Pmin (typically 0 for an inverter-based resource). This keeps the proportional droop constant across the full range of operation. The curve for an inverter-based BESS may include the negative active power quadrant of this curve. The droop response must include the capability to respond in both the upward (underfrequency) and downward (overfrequency) directions. Frequency droop will be based on the difference between maximum nameplate active power output (Pmax) and zero output (Pmin) such that the 4% percent droop line is always constant for a resource.

Subscriber Organization shall make commercially reasonable efforts to provide frequency response without a deadband, but in any case, not to exceed +/- 0.0166 Hz. If the active power-frequency control system has a deadband, it shall be a nonstep deadband that is adjustable between 0 Hz and the full frequency range of the droop characteristic with a default value not to exceed ± 0.036 Hz. (Nonstep deadband is where the change in active power output starts from zero deviation on either side of the deadband.) (Frequency deadband is the range of frequencies in which the unit does not change active power output.)

Inverter-based resources may consider a small hysteresis characteristic where linear droop meets any deadband to reduce dithering of inverter output when operating near the edges of the deadband. The hysteresis range may not exceed ± 0.005 Hz on either side of the deadband. If measurement resolution is not sufficient to measure this frequency, hysteresis may not be used.



Active Power - Frequency Control Characteristic

Nominal System Frequency is 60.00 Hz.

The closed-loop dynamic response of the active power-frequency control system of the overall inverter-based resources, as measured at the POI must have the capability to meet or exceed

the performance specified in below. Subscriber Organization shall ensure that the models and parameters for the resources and control equipment are consistent with those provided during the IRS process and that any updates have been provided to the Company reflecting currently implemented settings and configuration.

(xii) Dynamic Active Power-Frequency Performance.

For a step change in frequency at the point of measure of the inverter-based resource [**NOTE - MAY BE ADJUSTED AS THE RESULT OF IRS**]:

Reaction time: The time between a step change in frequency and the time when the resource active power output begins responding to the change shall be less than 500 ms, or as otherwise specified by Company.¹

Rise time: The time when the resource has reached 90% of the new steady-state (target) active power output shall be less than 4 seconds, or as otherwise specified by Company.²

Settling Time: Time in which the resource has entered into, and remains within, the settling band of the new steady-state active power (target) output shall be less than 10 seconds, or as otherwise specified by Company.

Overshoot: Percentage of the rated active power output that the resource can exceed while reaching the settling band shall be less than 5% or as otherwise specified by Company.³

Settling Band: Percentage of rated active power output that the resource should settle to within the settling time shall be less than 2.5%.

When operating in parallel with the Company System, the Facility shall operate with its primary frequency response control in automatic operation and in accordance with Company directions. Notification of changes in the status of the frequency response controls and, where applicable, mode of operation must be provided to the Company System Operator immediately through SCADA telemetry indication.

The Facility frequency response control shall adjust, without intentional delay and without regard to the ramp rate limits in Section 3(c) (Ramp Rates) of this Attachment F (Facility Owned by Subscriber Organization), the Facility's net real power export based on frequency deadband and frequency droop settings specified by the Company.

The Facility frequency response control shall increase the net real power export above the Power Reference Setpoint set under Section 1(g)(viii) of this Attachment F (Facility Owned by Subscriber Organization) or further decrease the net real power export from the Power Reference Limit in its operations in accordance with the frequency response settings.

The Facility frequency response control shall be in continuous operation unless directed otherwise by the Company.

(xiii) [**FOR FACILITIES WITH STORAGE**]. Alternate Active Power/ Frequency Response Modes. The Facility will provide the capability to supply an isochronous ~~or fast frequency response modes~~mode of operation, in addition to normal droop, which can be set remotely

¹ Time between step change in frequency and the time to 10 percent of new steady-state value can be used as a proxy for determining this time.

² Percentage based on final (expected) settling value.

³ Percentage based on final (expected) settling value.

or locally. The control design shall allow for a ~~bumpless~~bump less transfer between modes of operation.

A. Reserved.

~~Fast Frequency Response (FFR): This mode of operation will permit the Facility to respond to system frequency disturbances with a fast charge/discharge response in accordance with the frequency response droop settings. In this mode of operation, the Facility frequency response is configured to provide fast frequency response, as an alternative setting to the typical steady state frequency response. When in this mode of operation, the frequency droop characteristics are configured to charge or discharge with a different set of parameters to allow for a faster and larger proportional charge and discharge in response to frequency changes outside of the configurable deadband. The initial parameter settings will be specified by Company following the IRS, and additional tuning and adjustment of configurable parameters may be required based on review of response to actual system events. When in FFR mode, when system frequency is within the fast frequency response deadband, the Facility will operate to maintain a percentage state of charge, which is configurable on Company request (i.e., 50%), managed at a charging/discharging rate also specified by Company.~~

B. Isochronous / Black Start: The Facility will be capable of operating in a zero droop (isochronous) mode of operation. When in this mode of operation, the frequency droop characteristic will be configured as needed to keep system frequency at a target. In a black start configuration, the target shall be 60 Hz. If isochronous is specified while in operation, the target shall be initialized to the grid frequency and the target increased or decreased from the Company System through the control interface.

(h) Control System Acceptance Test Procedures.

- (i) Conditions Precedent. The following conditions precedent must be satisfied prior to conducting the Control System Acceptance Test:
- Successful completion of the Acceptance Test.
 - Facility has been successfully energized.
 - All of the Facility's generators (as applicable) have been fully commissioned.
 - The control system computer has been programmed for normal operations.
 - All equipment that is relied upon for normal operations (including ancillary devices such as capacitors/inductors, energy storage device, statcom, etc.) shall have been commissioned and be operating within normal parameters.
- (ii) Facility Energy Equipment. In the event that all or any portion of the Facility's energy equipment is not available for the duration of the Control System Acceptance Test, the Control System Acceptance Test will have to be re-run from the beginning unless Subscriber Organization demonstrates to the satisfaction of the Company that the test results attained are consistent with the results that would have been attained if all of the equipment had been available for the duration of the test.
- (iii) Procedures. The Control System Acceptance Test will be conducted on Business Days during normal working hours on a mutually agreed upon schedule. No Control System Acceptance Test will be scheduled during the final 21 Days of a calendar year. No later than thirty (30) Days prior to conducting the Control System Acceptance Test, Company and Subscriber Organization shall agree on a written protocol setting out the detailed

procedure and criteria for passing the Control System Acceptance Test. Exhibit F-7 (Control System Acceptance Test Criteria) provides general criteria to be included in the written protocol for the Control System Acceptance Test. Within fifteen (15) Business Days of completion of the Control System Acceptance Test, Company shall notify Subscriber Organization in writing whether the Control System Acceptance Test(s) has been passed and, if so, the date upon which such Control System Acceptance Test(s) was passed. If any changes have been made to the technical specifications of the Facility or the design of the Facility in accordance with Section 5(f) of Exhibit F-1 (Description of Generation, Conversion and Battery Storage Facility), such changes shall be reflected in an amendment to this Contract, and the written protocol for the Control Systems Acceptance Test shall be based on the Facility as modified. Such amendment shall be executed prior to conducting the Control System Acceptance Test and Company shall have no obligation for any delay in performing the Control Systems Acceptance Test due to the need to complete and execute such amendment.

- (i) Facility Security and Maintenance. Subscriber Organization is responsible for securing the Facility. Subscriber Organization shall have personnel available to respond to all calls related to security incidents and shall take commercially reasonable efforts to prevent any security incidents. Subscriber Organization is also responsible for maintaining the Facility, including vegetation management, to prevent security breaches. Subscriber Organization shall comply with all commercially reasonable requests of Company to update security and/or maintenance if required to prevent security breaches.
- (j) Demonstration of Facility. Company shall have the right at any time, other than during maintenance or other special conditions, communicated by Subscriber Organization, to notify Subscriber Organization in writing of Subscriber Organization's failure, as observed by Company and set forth in such written notice, to meet the operational and performance requirements specified in Section 1(b)(iii)(I), Section 1(g) (Active Power Control Interface) and Section 3 (Performance Standards) of this Attachment F (Facility Owned by Subscriber Organization), and to require documentation or testing to verify compliance with such requirements. Upon receipt of such notice, Subscriber Organization shall promptly investigate the matter, implement corrective action and provide to Company, within thirty (30) Days of such notice, a written report of both the results of such investigation and the corrective action taken by Subscriber Organization; provided, that, if thirty (30) Days is not a reasonable time period to investigate the matter, implement corrective action and provide such written report, Subscriber Organization shall complete the foregoing within such longer commercially reasonable period of time agreed to by the Parties in writing. If the Subscriber Organization's report does not resolve the issue to Company's reasonable satisfaction, the Parties shall promptly commission a study to be performed by one of the engineering firms then included on the Qualified Independent Third-Party Consultants List attached to the Contract as Exhibit F-2 (Consultants List) to evaluate the cause of the non-compliance and to make recommendations to remedy such non-compliance. Subscriber Organization shall pay for the cost of the study. The study shall be completed within ninety (90) Days, unless the selected consultant determines such study cannot reasonably be completed within ninety (90) Days, in which case, such longer period of time as the selected consultant determines is necessary to complete such study shall apply. The consultant shall send the study to Company and Subscriber Organization. Subscriber Organization (and/or its Third-Party consultants and contractors), at Subscriber Organization's expense, shall take such action as the study shall recommend with the objective of resolving the non-compliance. Such recommendations shall be implemented by Subscriber Organization to Company's reasonable satisfaction no later than forty-five (45) Days from the Day the completed study is issued by the consultant, unless such recommendations cannot reasonably be implemented within forty-five (45) Days, in which case, Subscriber Organization shall implement such recommendations within such longer commercially reasonable period of time agreed to by the Parties in writing. Failure to implement such recommendations within this period shall constitute a material breach of this Contract. Unless the aforementioned written report and study are being completed, and any recommendations are being implemented, solely to address Subscriber Organization's failure to satisfy the requirements

of Section 3(w) (Round Trip Efficiency) of this Attachment F (Facility Owned by Subscriber Organization), the Company shall have the right to declare the Facility derated and in Subscriber Organization-Attributable Non-Generation status until the Subscriber Organization's aforementioned written report has been completed, any subsequent study commissioned by the Parties has been completed and any recommendations to resolve the non-compliance have been implemented to Company's reasonable satisfaction.

2. OPERATING PROCEDURES. [NOTE: NUMERICAL SPECIFICATIONS IN THIS SECTION 2 MAY VARY DEPENDING ON THE SPECIFIC PROJECT AND THE RESULTS OF THE PROJECT-SPECIFIC INTERCONNECTION REQUIREMENT STUDY.]

- (a) Reviews of the Facility. Company may require periodic reviews of the Facility, maintenance records, available operating procedures and policies, and relay settings, and Subscriber Organization shall implement changes Company deems necessary for parallel operation or to protect the Company System from damages resulting from the parallel operation of the Facility with the Company System.
- (b) Separation. Subscriber Organization must separate from Company System whenever requested to do so by the Company System Operator pursuant to Section 5. (Company Dispatch) and Section 9.12. (Personnel and System Safety) of the Contract.
- (c) Subscriber Organization Logs. Logs shall be kept by Subscriber Organization for information on unit availability including reasons for planned and forced outages, circuit breaker trip operations, relay operations, including target initiation, and other unusual events. Company shall have the right to review these logs, especially in analyzing system disturbances. Subscriber Organization shall maintain such records for a period of not less than six (6) years.
- (d) Reclosing and Return to Service. Under no circumstances shall Subscriber Organization, when separated from the Company System for any reason, including tripping during disturbances or due to equipment failure, reclose into the Company System without first obtaining specific approval to do so from the Company System Operator. Ramp rates, behavior and mode of operation upon return to service shall conform to verbal instructions from the System Operator or Active Power control from Company. Following "system black" conditions, the Facility shall not attempt to automatically reconnect to the grid (unless directed by the Company System Operator) so as to not interfere with blackstart procedures.
- (e) Reserved.
- (f) Reserved.
- (g) Critical Infrastructure Protection. Subscriber Organization shall comply with the critical infrastructure protection requirements set forth in Section 1(b)(iii)(G) of this Attachment F (Facility Owned by Subscriber Organization).
- (h) Allowed Operations. Facility shall be allowed to export energy to the Company System only when the [] circuit is in normal operating configuration served by breaker [] at [] Substation. **[TO BE DETERMINED BY COMPANY BASED ON THE RESULTS AND REQUIREMENTS OF THE IRS]**

3. PERFORMANCE STANDARDS. [NOTE: FACILITIES CONNECTING TO THE DISTRIBUTION SHALL FOLLOW THE PERFORMANCE STANDARDS FOR DISTRIBUTION SET FORTH BELOW. FACILITIES CONNECTING TO THE SUB-TRANSMISSION SHALL FOLLOW THE PERFORMANCE STANDARDS FOR SUB-TRANSMISSION SET FORTH BELOW.]

DRAFTING NOTE: COMPANY RETAINS SOLE DISCRETION TO CONSIDER THE LESS STRINGENT REQUIREMENTS (WHICH ARE INCLUDED IN THE FIRST SET OF ALTERNATIVE PERFORMANCE STANDARD PROVISIONS UNDER 3. (a) THROUGH (g)) FOR PROJECTS THAT DO NOT EXCEED 1 MW].

PROVISIONS FOR DISTRIBUTION CONNECTION (THESE WILL BE DELETED IF FACILITY IS CONNECTING TO SUB-TRANSMISSION)

- (a) Rule 14H. The Facility shall follow the performance standards of Rule 14H Appendix I and the additional provisions set forth below in Section 3(b) (Voltage Ride-Through) through Section 3(g) (Unintentional Islanding). To the extent any of those additional provisions conflict with Rule 14H, the additional provisions of Section 3(b) through Section 3(g) shall control.
- (b) Voltage Ride-Through. Whenever the utility Distribution System voltage at the Point of Interconnection varies from and remains outside the normal operating high and normal operating low region voltage for the predetermined parameters set forth in Table 4A-1.1. The Facility’s protective functions shall cause the Facility’s Advanced Inverter(s) to Cease to Energize the utility Distribution System. Unless provided alternate settings by the Company, the Facility must comply with the voltage ride-through and trip settings specified in Table 4A-1.1:
 1. The Facility shall stay connected to the utility Distribution System while the grid remains within the “Ride-Through Until” voltage-time range and must operate in accordance with the “Operating Mode” specified for each “Operating Region”.
 2. In the Continuous Operation region, the Facility’s Advanced Inverter shall reduce power output as a function of voltage, in accordance with section (iv) Volt-Watt of Rule 14H.
 3. Different settings than those specified in Table 4A-1.1 may be specified by the Company

TABLE 4A-1.1: VOLTAGE RIDE-THROUGH TABLE				
Operating Region	Voltage at Point of Interconnection (% of Nominal Voltage)	Operating Mode	Ride-Through Until (s)	Default Maximum Trip Time (s)
OV2	$V > 120$	Cease to Energize	N/A	0.16 (1)
OV1	$120 \geq V > 110$	Mandatory operation	.92	1
CO	$110 \geq V > 100$	Continuous Operation (Volt-Watt)	N/A	N/A
CO	$100 > V \geq 88$	Continuous Operation	N/A	N/A
UV1	$88 > V \geq 70$	Mandatory Operation	20	21
UV2	$70 > V \geq 50$	Mandatory Operation	10-20	11-21(2)

UV3	50 > V	Momentary Cessation	N/A	2
-----	--------	---------------------	-----	---

~~Table 4A-1.1: Voltage Ride-Through Table~~

⁽¹⁾Must trip time under steady state condition. Inverters will also be required to meet the Company’s Transient Overvoltage criterion (TrOV-2) or Limitation of overvoltage contribution requirement stated in IEEE 1547-2018 (or latest version), "IEEE Standard for Interconnection and Interoperability of Distributed Energy Resources with Associated Electric Power System Interfaces." Ride-Through shall not inhibit TrOV-2 or limitation of overvoltage contribution of IEEE 1547-2018 requirements.

⁽²⁾May be adjusted within these ranges at manufacturer's discretion.

- (c) Fault Ride Through. For fault-related voltage dips at the Point of Interconnection that stay within the limits of the under voltage ride-through requirements in Section 3(b) (Voltage Ride-Through), upon clearing of the fault, Subscriber Organization shall within 1 second of restoration, provide at least 90% of the real power output at the point of interconnection immediately before the fault to the extent allowed by the availability of the solar resource. The fault ride through requirement does not apply if the Generating Facility is operating at less than five percent (5%) of the Generating Facility's nameplate capacity.
- (d) Grid Forming Capabilities.**[NOTE APPLICABILITY BASED ON RESOURCE TYPE AND DESIGN, FOR PV INVERTER BASED RESOURCES PAIRED WITH STORAGE, TO BE DELETED IF SUBSCRIBER ORGANIZATION DOES NOT PROPOSE GRID FORMING]** Subscriber Organization Facility inverters shall be capable of operating in grid forming mode supporting system operation under normal and emergency conditions without relying on the characteristics of synchronous machines. This includes operation as a current independent AC voltage source during normal and transient conditions (as long as no limits are reached within the inverter) and the ability to synchronize to other voltage sources or operate autonomously if a grid reference is unavailable.
 - (i) Subscriber Organization shall operate the Facility in grid forming mode only as directed by the Company System Operator, in its sole discretion. Such mode of operation shall be indicated to the Company System Operator through telemetry.
 - (ii) The Facility shall include safeguards to prevent the unintentional switching of the Facility into and out of grid forming mode. The safeguards shall be approved in writing by the Company and implemented by the Subscriber Organization prior to control system testing.
- (e) Black Start Capability.**[NOTE - APPLICABILITY BASED ON RESOURCE TYPE AND DESIGN, FOR PV INVERTER BASED RESOURCES PAIRED WITH STORAGE, TO BE DELETED IF SUBSCRIBER ORGANIZATION DOES NOT PROPOSE BLACK START]** The BESS shall be capable of grid forming inverter capability so it can generate its own AC waveform rather than relying on a grid voltage to synchronize and maintain frequency. Further, inverter-based resources shall ensure they have sufficient energy storage to maintain power injection to the grid during system restoration (i.e., have power available when and if called upon). Inverter based facilities should be capable of support as a black start cranking path to start synchronous generators for restoration.
- (f) Frequency Response. Subscriber Organization shall comply with the requirements of Section 1(g)(xi) (Frequency Response (DROOP)), Section 1(g)(xii) (Dynamic Active Power – Frequency Performance), and **[FOR FACILITIES WITH STORAGE]** Section 1(g)(xiii) (Alternate Active Power / Frequency Response Modes) of this Attachment F (Facility Owned by Subscriber Organization).
- (g) Unintentional Islanding. A Facility’s inverters shall be certified to meet the unintentional islanding requirement stated in IEEE 1547-2018 (or latest version), “IEEE Standard for Interconnection and

Interoperability of Distributed Energy Resources with Associated Electric Power System Interfaces.” Ride through requirements specified herein shall not inhibit the islanding detection performance where a valid unintentional islanding condition exists.

~~PERFORMANCE STANDARDS FOR SUB-TRANSMISSION (THESE WILL BE DELETED IF FACILITY IS CONNECTING TO DISTRIBUTION)~~

~~(a) Reactive Power Control. Subscriber Organization shall control its reactive power by automatic voltage regulation control. Subscriber Organization shall automatically regulate voltage at a point, the point of regulation, between the Subscriber Organization's generator terminal and the Point of Interconnection to be specified by Company, to within 0.5% of a voltage or power factor specified by the Company System Operator to the extent allowed by the Facility reactive power capabilities as defined in Section 3(b) (Reactive Power Characteristics) of this Attachment F (Facility Owned by Subscriber Organization).~~

~~(b) Reactive Power Characteristics. [THESE REQUIREMENTS MAY BE CHANGED BY COMPANY UPON COMPLETION OF THE IRS.]~~

~~(i) The Facility must deliver power up to the Allowed Capacity (MW) at a power factor between 95% lagging to 95% leading to the Company System as illustrated in the [generator capability] curve(s) attached to this Contract as Exhibit F-4, which represents the Facility Composite (Generator and Energy Storage Capability Curve(s)). Facilities with a BESS with grid charging can operate with negative active power. These facilities shall provide automatic voltage control within their reactive capability while acting as a load (charging, negative active power generation). The automatic voltage control aspects of a BESS shall be seamless across the transition from generating as a generating resource to acting as a load. The Facility must be capable of automatically adjusting reactive power control to maintain the bus voltage at the Point of Interconnection to meet the scheduled voltage set point target specified by the Company System Operator and be capable of supplying reactive power at the leading/lagging 0.95 power factor at all active power outputs down to zero active power. The voltage target will be specified remotely by the Company System Operator through the SCADA/EMS. The Facility's voltage set point target must reflect the Company voltage set point target controlled from the SCADA/EMS, without delay. The Facility should not normally operate on a fixed var or fixed power factor unless agreed by Company. The voltage setpoint target and present Facility minimum and maximum reactive power limits based on the Facility Composite capability curve shall be provided to the Company EMS through Company's Telemetry and Control.~~

~~(ii) The Facility shall contain equipment able to continuously and actively control the output of reactive power by automatic voltage regulation control reacting to system voltage changes. The response requirements are differentiated for large and small signal disturbance performance characteristics. Small signal disturbances are those that reflect normal variations under non-disturbance conditions, the continuous operation range for voltage ride through: $0.80 \text{ pu} \leq V \leq 1.00 \text{ pu}$ at the point of interconnection. Large disturbance is where the voltage point of interconnection falls outside the continuous operating range.~~

~~1. For small signal disturbances, reaction time between the step change in voltage and the reactive power change shall be less than 500 msec (no intentional time delay). The automatic voltage regulation response speed at the point of regulation shall be such that at least 90% of the initial voltage correction needed to reach the voltage control target will be achieved within 1 second following a step change. The percentage of rated reactive power output that the resource can exceed while reaching the settling band shall be less than five percent (5%).~~

~~1. Large disturbances: Large disturbances are characterized by voltage falling outside of the continuous operating range. The Facility shall adhere to the following characteristics for large disturbances:~~

~~The response of each generating resource over its full operating range and for all expected grid conditions should be stable. The dynamic performance of each resource should be tuned to provide this stable response. Company will work with Subscriber Organization to ensure during the interconnection process that each resource supports Company System reliability and provides a stable transient response to grid events. [Note—The performance~~

~~specifications described here may need to be modified based on studies performed for specific interconnections to provide a stable response.]~~

~~Inverter-based resources shall operate in closed loop automatic voltage control at all times to support voltage regulation and voltage stability. Either the individual inverters or the plant level closed loop automatic voltage control must operate with a relatively fast response characteristic to mitigate steady state voltage issues from causing dynamic voltage collapse. The plant level controller may send voltage or reactive power set point changes to individual inverters relatively fast, or the inverters will respond locally (depending on control architecture).~~

~~For a large disturbance step in voltage, measured at the inverter terminals, where voltage falls outside the continuous operating range, the positive sequence component of the inverter reactive current response must meet the performance specifications set forth below. These parameters may be adjusted following additional study and operational testing and performance.~~

~~Reaction time: Time between the step change in voltage and when the resource reactive power output begins response to the change. The reaction time shall be less than 16 msec.~~

~~Rise time: Time between a step change in control signal input and when the reactive power output changes by 90 percent of its final value. The rise time shall be less than 100 msec.~~

~~Overshoot: Percentage of rated reactive current output that the resource can exceed when reaching the settling band. Overshoot will be determined following the IRS such that any overshoot in reactive power response does not cause Company System voltages to exceed acceptable voltage limits. The magnitude of the dynamic response may be requested to be reduced based on stability studies or actual operational data review.~~

~~———— If the Facility does not operate in accordance with Section 3(b) of this Attachment F (Facility Owned by Subscriber Organization), Company may disconnect all or a part of Facility from Company System until Subscriber Organization corrects its operation (such as by installing supplemental reactive power equipment and additional control modifications, at Subscriber Organization's expense).~~

~~(c) — Ramp Rates.~~

~~Subscriber Organization shall ensure that the ramp rate of the Facility is less 2 MW a minute for all conditions other than those under control of the Company System Operator and/or those due to desired frequency response, including start up, depletion of storage charge and resource, locally controlled startup and shut down.~~

~~(d) — Ride Through.~~

~~Ride Through requires that the resource continues to inject current within the "No Trip" zone of the voltage and frequency ride through requirements. Unless approved during the Interconnection Requirements Study analysis, resources should not use "momentary cessation" within the ride through regions for any of the ride through requirements in this Attachment F (Facility Owned by Subscriber Organization).~~

~~(e) — Undervoltage Ride Through.~~

~~The Facility, as a whole, will meet the following undervoltage ride through requirements during low voltage affecting one or more of the three voltage phases ("V" is the voltage of any three voltage phases at the Point of Interconnection). For alarm conditions the Facility shall not disconnect from the Company System unless the Facility's equipment is at risk of damage. This is necessary in order to coordinate with the existing Company System. **[THESE VALUES MAY BE CHANGED BY COMPANY UPON COMPLETION OF THE IRS. WITHOUT LIMITATION, FOR A DISTRIBUTION CONNECTED FACILITY, UPON COMPLETION OF THE IRS THE COMPANY MAY SPECIFY REQUIREMENTS FOR A MANDATORY DISCONNECTION FROM THE COMPANY SYSTEM.]**~~

~~0.80 pu \leq V \leq 1.00 pu — The Facility remains connected to the Company System in continuous operation.~~

~~0.00 pu \leq V $<$ 0.80 pu — The Facility remains connected to the Company System in continuous operation for a minimum of 600 milliseconds per event (while "V" remains in this range). The Facility may initiate an alarm if "V" remains in range for more than 600 milliseconds; the duration of the event is measured from the point at which the voltage drops below 0.80 pu and ends when the voltage is at or above 0.80 pu. The 600 milliseconds represents a delayed clearing time of 30 cycles plus breaker opening time.~~

~~Protective Undervoltage Relaying (27) shall be set to alarm only to meet the above ride-through requirements, and shall not initiate a disconnect from the Company System unless Subscriber Organization reasonably determines based upon Good Engineering and Operating Practices that the Facility's equipment is at risk of damage. This is necessary in order to coordinate with the existing Company System.~~

~~Subscriber Organization shall have sufficient capacity to fulfill the above mentioned requirements to ride-through subsequent events 300 cycles or more apart, between which the voltage at the POI recovers above 0.80 pu. **[THE ACTUAL RIDE THROUGH TIMES WILL BE DETERMINED BY COMPANY IN CONNECTION WITH THE IRS]**~~

~~(f) — Over Voltage Ride Through.~~

~~The overvoltage protection equipment at the Facility shall be set so that the Facility will meet the following overvoltage ride-through requirements during high voltage affecting one or more of the three voltage phases (as described below) ("V" the voltage of any of the three voltage phases at the Point of Interconnection). For alarm conditions the Facility shall not disconnect from the Company System unless the Facility's equipment is at risk of damage. This is necessary in order to coordinate with the existing Company System. **[THESE VALUES MAY BE CHANGED BY THE COMPANY UPON COMPLETION OF THE IRS. WITHOUT LIMITATION, FOR A DISTRIBUTION CONNECTED FACILITY, UPON COMPLETION OF THE IRS THE COMPANY MAY SPECIFY REQUIREMENTS FOR MANDATORY DISCONNECTION FROM THE COMPANY SYSTEM AT V $>$ 1.2 pu. RIDE THROUGH REQUIREMENTS FOR OTHER SYSTEMS WILL BE DETERMINED IN THE IRS.]**~~

~~1.00 pu $<$ V \leq 1.10 pu — The Facility remains connected to the Company System.~~

~~1.10 pu $<$ V \leq 1.15 pu — The Facility remains connected to the Company System in continuous operation no less than 30 seconds; the duration of the event is measured from the point at which the voltage increases at or above 1.1 pu and ends when voltage is at or below 1.1 pu.~~

~~V $>$ 1.15 pu — The Facility remains connected to the Company System and in continuous operation for as long as possible as allowed by the equipment operational limitations.~~

~~Protective Overvoltage Relaying (59) shall be set to alarm only to meet the above ride-through requirements, and shall not initiate a disconnect from the Company System unless Subscriber Organization reasonably determines based upon Good~~

~~Engineering and Operating Practices that the Facility's equipment is at risk of damage. This is necessary in order to coordinate with the existing Company System.~~

~~(g) Transient Stability Ride Through.~~

~~The Facility shall be designed such that the transient stability of Company System is maintained for normally cleared and secondarily cleared faults. The Facility will be required to remain connected through anticipated rates of change of frequency **[TO BE PROVIDED UPON COMPLETION OF IRS]**~~

~~F.A. ~~(h) **[RESERVED]**~~~~

~~(i) Underfrequency Ride Through.~~

~~The Facility shall meet the following underfrequency ride through requirements during an underfrequency disturbance, and export of power shall continue with output adjusted as appropriate for Facility droop response consistent with Section 1(g)(xi) (Active Power Frequency Response (DROOP)), Section 1(g)(xii) (Dynamic Active Power Frequency Performance), and **[FOR FACILITIES WITH STORAGE]** Section 1(g)(xiii) (Alternate Active Power / Frequency Response Modes) of this Attachment F (Facility Owned by Subscriber Organization) ("f" is the Company System frequency at the Point of Interconnection):~~

~~$57.0\text{Hz} \leq f \leq 60.0\text{Hz}$ — The Facility remains connected to the Company System in continuous operation.~~

~~$56.0\text{Hz} \leq f < 57.0\text{Hz}$ — The Facility remains connected to the Company System in continuous operation for at least six (6) seconds per event. The duration of event is from the point at which the frequency is below 57 Hz and ends when frequency is at or above 57 Hz. The Facility may initiate an alarm if frequency remains in this range for more than six (6) seconds.~~

~~$f < 56.0\text{Hz}$ — The Facility remains connected to the Company System and in continuous operation for the duration allowed by the equipment operational limitations. The Facility may initiate an alarm immediately.~~

~~Protective Underfrequency Relaying (81U) shall be set to alarm only to meet the above ride through requirements, and shall initiate a disconnect from the Company System unless Subscriber Organization reasonably determines based upon Engineering and Operating Practices that the Facility's equipment is at risk of damage. This is necessary in order to coordinate with the existing Company System.~~

~~Any tripping on calculated frequency should be based on accurately calculated and filtered frequency measurement over a time frame of minimum six cycles, or other period as specified by the Company, and should not use an instantaneously calculated value.~~

~~(j) Overfrequency Ride Through.~~

The Facility will behave as specified below for overfrequency conditions, and export of power shall continue with output adjusted as appropriate for Facility droop response consistent with ~~Section 1(g)(xi) (Active Power – Frequency Response (DROOP)), Section 1(g)(xii) (Dynamic Active Power – Frequency Performance), and [FOR FACILITIES WITH STORAGE] Section 1(g)(xiii) (Alternate Active Power / Frequency Response Modes)~~ ("f" is the Company System frequency at the Point of Interconnection):

~~60.0 Hz < f ≤ 61.5 Hz — The Facility remains connected to the Company System in continuous operation.~~

~~61.5 Hz < f ≤ 63.0 Hz — The Facility remains connected to the Company System for at least ten (10) seconds. After ten seconds, the Facility may initiate an alarm. If the Facility remains connected and producing power for the duration allowed by the equipment operational limitations, the duration of condition is from the point at which the frequency is above 61.5 Hz and ends when the frequency is at or below 63.0 Hz.~~

~~f > 63.0 Hz — The Facility remains connected to the Company System for the duration allowed by the equipment operational limitations. The Facility may initiate an alarm immediately.~~

~~Protective Overfrequency Relaying (81O) shall be set to alarm only to meet the above ride-through requirements, and shall not initiate a disconnect from the Company System unless Subscriber Organization reasonably determines based upon Company Engineering and Operating Practices that the Facility's equipment is at risk of damage. This is necessary in order to coordinate with the existing Company System.~~

~~Any tripping on calculated frequency should be based on accurately calculated and filtered frequency measurement over a time frame of minimum six cycles, or other period as specified by the Company, and should not use an instantaneously calculated value.~~

~~(k) — Successive Faults:~~

~~If the resource necessitates tripping to protect from the cumulative effects of those successive faults, in a period of time to ensure safety and equipment integrity, the constraint and time periods should be provided for inclusion in the interconnection study. For all cases, at a minimum, the ride-through requirements shall be met for two ride-through events within ten (10) seconds to allow for the Company's transmission automatic reclosing attempt. [Note — this requirement may be modified based on the results of the IRS.]~~

~~(l) — Rate of Change of Frequency ("ROCOF"):~~

~~The inverter-based resources in the Facility shall not use rate of change of frequency protection unless an equipment limitation exists that requires the inverter to trip on high ROCOF. Any ROCOF tripping must be approved by Company.~~

~~(m) — Phase Angle Shift Ride Through:~~

~~The Facility equipment shall ride through phase angle shift of up to ([-]) [Note — requirements will depend on Facility]. Inverter phase lock loop (PLL) loss of synchronism shall not cause the inverter to trip or enter momentary cessation.~~

~~within the voltage and frequency ride-through region. Inverters must be capable of riding through temporary loss of synchronism, and regain synchronism, without causing a trip or momentary cessation of the resource.~~

~~(n) DC Protection.~~

~~If the Facility requires DC reverse current protection, such protection must be coordinated with the inverter equipment module ratings and set to operate for short circuits on the DC side. DC reverse current protection shall not operate for transient overvoltage or for AC side faults.~~

~~(o) Voltage Flicker.~~

~~Any voltage flicker on the Company System caused by the Facility shall not exceed the limits stated in IEEE Standard 1453 or latest version "Recommended Practice—Adoption of IEC 61000-4-15:2010, Electromagnetic compatibility (EMC) Testing and measurement techniques—Flickermeter—Functional and design specifications".~~

~~(p) Harmonics.~~

~~Harmonic distortion at the Point of Interconnection caused by the Facility shall not exceed the limits stated in IEEE Standard 1992, or latest version "Recommended Practices and Requirements for Harmonic Control in Electrical Power System". Subscriber Organization shall be responsible for the installation of any necessary controls or hardware to limit the voltage and current harmonics generated from the Facility to defined levels.~~

~~(q) Grid Forming Capabilities.~~

~~**[NOTE APPLICABILITY BASED ON RESOURCE TYPE AND DESIGN, FOR PV INVERTER BASED RESOURCE PAIRED WITH STORAGE]** Subscriber Organization Facility inverters shall be capable of operating in grid forming mode supporting system operation under normal and emergency conditions without relying on the characteristics of synchronous machines. This includes operation as a current independent ac voltage source during normal and transient conditions (as long as no limits are reached within the inverter) and the ability to synchronize to other voltage sources and operate autonomously if a grid reference is unavailable.~~

~~(i) Subscriber Organization shall operate the Facility in grid forming mode only as directed by the Company System Operator, in its sole discretion. Such mode of operation shall be indicated to the Company System Operator through telemetry.~~

~~(ii) The Facility shall include safeguards to prevent the unintentional switching of the Facility into and out of grid forming mode. The safeguards shall be approved in writing by the Company and implemented by the Subscriber Organization prior to control system testing.~~

~~(r) Black Start Capability.~~

~~**[NOTE APPLICABILITY BASED ON RESOURCE TYPE AND DESIGN, FOR PV INVERTER BASED RESOURCE PAIRED WITH STORAGE]** [For synchronous machines, require capability to operate in isochronous control and black start.] The BESS shall be capable of grid forming inverter capability so it can generate its own AC waveform rather than relying on a grid voltage to synchronize and maintain frequency. Further, inverter based resources shall ensure they have sufficient energy storage to maintain power injection to the grid during system restoration (i.e., have power available and if called upon). Inverter based facilities should be capable of support as a black start cranking path to start synchronous generators for restoration.~~

~~(s) Provision of Synthetic Inertia. [TO BE DETERMINED BASED ON IRS.]~~

~~(t) Generator Step-Up Transformer Impedance.~~

~~The generator step-up transformer impedance shall be between [] percent and [] percent, inclusive, on transformer OA ratio. **[NOTE: THESE VALUES WILL BE BASED ON THE RESULTS OF THE IRS.]**~~

~~(u) — Control Systems and Auxiliary Equipment.~~

~~The power source for control systems and auxiliary equipment required for normal operation of the Facility shall be designed to be immune from system transients in accordance with the Public Utilities Commission of the State of Hawai'i tariff Maui Electric Company, Ltd. Rule No. 2, Character of Service (Revised Sheet No. 5, effective Oct. 20, 1991) and Section 3.2(A)(6) (Facility Protection and Control Equipment) to meet the performance during under/over voltage and under frequency conditions pursuant to Section 3(e) (Undervoltage Ride Through), Section 3(f) (Over Voltage Ride Through), Section 3(i) (Underfrequency Ride Through) and Section 3(j) (Overfrequency Ride Through) of this Attachment F (Facility Owned by Subscriber Organization).~~

~~(v) — Frequency Response.~~

~~Subscriber Organization shall comply with the requirements of Section 1(g)(xi) (Frequency Response (DROOP)), Section 1(g)(xii) (Dynamic Active Power — Frequency Performance), and ~~[FOR FACILITIES WITH STORAGE]~~ Section 1(g)(xiii) (Alternate Active Power / Frequency Response Modes) of this Attachment F (Facility Owned by Subscriber Organization).~~

~~(w) — Round Trip Efficiency.~~

~~The round trip efficiency of the BESS as measured at the POI shall be not less than [] percent ([]%). [Drafting Note: The percentage for round trip efficiency should be taken from Subscriber Organization's response to the RFP.]~~

~~(x) — Unintentional Islanding.~~

~~A Facility's inverters shall be certified to meet the unintentional islanding requirement stated in IEEE 1547-2018 (or latest version), "IEEE Standard for Interconnection and Interoperability of Distributed Energy Resources with Associated Electric Power System Interfaces." Ride through requirements specified herein shall not inhibit the islanding detect performance where a valid unintentional islanding condition exists.~~

4. MAINTENANCE OF SUBSCRIBER ORGANIZATION-OWNED INTERCONNECTION FACILITIES.

- (a) Subscriber Organization must address any Disconnection Event (as defined below) according to the requirements of this Section 4 (Maintenance of Subscriber Organization-Owned Interconnection Facilities) of Attachment F (Facility Owned by Subscriber Organization). For the purposes of this Section 4 (Maintenance of Subscriber Organization-Owned Interconnection Facilities), a "Disconnection Event" is the removal of ~~[] kW~~ ~~[or 100%]~~ ~~of capacity for facilities with capacity less than [] kW~~ or more from Company System and/or disconnection of the Facility from the Company's System (i) that is not the result of Company dispatch, frequency droop response, or isolation of the Facility resulting from designed protection fault clearing, and (ii) for which Company does not issue the written notice for failure to meet operational and performance requirements as set forth in Section 1(j) (Demonstration of Facility) of this Attachment F (Facility Owned by Subscriber Organization). Company's election to exercise its rights under Section 1(j) (Demonstration of Facility) shall not relieve Subscriber Organization of its obligation to comply with the requirements of this Section 4 (Maintenance of Subscriber Organization-Owned Interconnection Facilities) for any future Disconnection Event during the pendency of such election or thereafter.
- (b) For every Disconnection Event from the Company System, Subscriber Organization shall investigate the cause. Within three (3) Business Days, Subscriber Organization shall provide, in writing to Company, an incident report that summarizes the sequence of events and probable cause.

- (c) Within forty-five (45) Days of a Disconnection Event, Subscriber Organization shall provide, in writing to Company, Subscriber Organization's findings, data relied upon for such findings, and proposed actions to prevent reoccurrence of a Disconnection Event ("Proposed Actions"). Company may assist Subscriber Organization in determining the causes of and recommendations to remedy or prevent a Disconnection Event ("Company's Recommendations"). Subscriber Organization shall implement such Proposed Actions (as modified to incorporate the Company's Recommendations, if any) and Company's Recommendations (if any) in accordance with the time period agreed to by the Parties.
- (d) In the event Subscriber Organization and Company disagree as to (i) whether a Disconnection Event occurred, (ii) the sequence of events and/or probable cause of the Disconnection Event, (iii) the Proposed Actions, (iv) Company's Recommendations, and/or (v) the time period to implement the Proposed Actions and/or Company's Recommendations, then the Parties shall follow the procedure set forth in Section 5 (Expedited Dispute Resolution) of this Attachment F (Facility Owned by Subscriber Organization).
- (e) Upon the fourth (4th) Disconnection Event (and each subsequent Disconnection Event) within any Contract Year, the Parties shall follow the procedures set forth in Section 4(a) and Section 4(d) of Attachment F (Facility Owned by Subscriber Organization), to the extent applicable. If after following the procedures set forth in this Section 4 (Maintenance of Subscriber Organization-Owned Interconnection Facilities) of Attachment F (Facility Owned by Subscriber Organization), Subscriber Organization and Company continue to have a disagreement as to (1) the probable cause of the Disconnection Event, (2) the Proposed Actions, (3) the Company's Recommendations, and/or (4) the time period to implement the Proposed Actions and/or the Company's Recommendations, then the Parties shall commission a study to be performed by a qualified independent Third-Party consultant ("Qualified Consultant") chosen from the Qualified Independent Third-Party Consultants List ("Consultants List") attached to the Contract as Exhibit F-2 (Consultants List). Such study shall review the design of, review the operating and maintenance procedures dealing with, recommend modifications to, and determine the type of maintenance that should be performed on Subscriber Organization-Owned Interconnection Facilities ("Study"). Subscriber Organization and Company shall each pay for one-half of the total cost of the Study. The Study shall be completed within ninety (90) Days from such fourth Disconnection Event (and each subsequent Disconnection Event) within any Contract Year, unless the Qualified Consultant determines the Study cannot reasonably be completed within ninety (90) Days, in which case, such longer period of time as the Qualified Consultant determines is necessary to complete the Study shall apply. The Qualified Consultant shall send the Study to Company and Subscriber Organization. Subscriber Organization (and/or its Third-Party consultants and contractors), at Subscriber Organization's expense, shall change the design of, change the operating and maintenance procedures dealing with, implement modifications to, and/or perform the maintenance on Subscriber Organization-Owned Interconnection Facilities recommended by the Study. Such design changes, operating and maintenance procedure changes, modifications, and/or maintenance shall be completed no later than forty-five (45) Days from the Day the completed Study is issued by the Qualified Consultant, unless such design changes, operating and maintenance procedure changes, modifications, and/or maintenance cannot reasonably be completed within forty-five (45) Days, in which case, Subscriber Organization shall complete the foregoing within such longer commercially reasonable period of time agreed to by the Parties in writing. Company shall have the right to derate the Facility to a level that maintains reliable operations in accordance with Good Engineering and Operating Practices, and the Facility shall be deemed to be in Subscriber Organization-Attributable Non-Generation status, until the study has been completed and the study's recommendations have been implemented by Subscriber Organization to Company's reasonable satisfaction. Nothing in this provision shall affect Company's right to dispatch the Facility as provided for in this Contract.
- (f) The Consultants List attached hereto as Exhibit F-2 (Consultants List) contains the names of engineering firms which both Parties agree are fully qualified to perform the Study. At any time,

except when a Study is being conducted, either Party may remove a ~~particular~~ consultant from the Consultants List by giving written notice of such removal to the other Party. However, neither Party may remove a name or names from the Consultants List without approval of the other Party if such removal would leave the list without any names. Intended deletions shall be effective upon receipt of notice by the other Party, provided that such deletions do not leave the Consultants List without any names. Proposed additions to the Consultants List shall automatically become effective thirty (30) Days after notice is received by the other Party unless written objection is made by such other Party within said thirty (30) Day period. By mutual agreement between the Parties, a new name or names may be added to the Consultants List at any time.

5. EXPEDITED DISPUTE RESOLUTION.

If there is a disagreement between Company and Subscriber Organization regarding (i) whether a Disconnection Event occurred, (ii) the sequence of events and/or probable cause of the Disconnection Event, (iii) the Proposed Actions, (iv) the Company's Recommendations, and (v) the time period to implement the Proposed Actions and/or the Company's Recommendations, then authorized representatives from Company and Subscriber Organization, having full authority to settle the disagreement, shall meet in Hawai'i (or by telephone conference) and attempt in good faith to settle the disagreement. Unless otherwise agreed in writing by the Parties, the Parties shall devote no more than five (5) Business Days to settle the disagreement in good faith. In the event the Parties are unable to settle the disagreement after the expiration of the time period, then such disagreement shall constitute a Dispute for which either Party may pursue the dispute resolution procedure set forth in Section 28.217. (~~Dispute Resolution Procedures, Mediation~~) of this Contract.

6. MODELING.

- (a) Subscriber Organization's Obligation to Provide Models. Within 30 Days of Company's written request, but no later than the Commercial Operations Date, Subscriber Organization shall provide detailed data regarding the design and location of the Facility, in a form reasonably satisfactory to Company, to allow the modeling of the inverters and any other equipment within the Facility identified in the IRS which utilizes Source Code (such as energy storage system, STATCOM or DVAR equipment), including, but not limited to, integrated and validated power flow and transient stability models (such as PSS/E models), a short circuit model (such as an ASPEN model), and an electromagnetic transient model (such as a PSCAD model) of the inverters and any additional equipment identified in the IRS as set forth above, applied assumptions, and pertinent data sets (each a "Required Model") and collectively, the "Required Models"). Thereafter, during the Term, Subscriber Organization shall provide working updates of any Required Model within 30 Days of (i) Company's written request, or (ii) Subscriber Organization obtaining knowledge or notice that any Required Model has been modified, updated or superseded by the Source Code Owner.
- (b) Escrow Establishment. If, pursuant to Section 6(a) (Subscriber Organization's Obligation to Provide Models) of this Attachment F (Facility Owned by Subscriber Organization), the Required Models are provided to the Company in a form other than Source Code, Subscriber Organization shall arrange for and ensure that the Source Code for the relevant Required Model is deposited into the Source Code Escrow as set forth below in Section 6(b)(i) (Source Code Escrow) of this Attachment F (Facility Owned by Subscriber Organization) no later than the time periods set forth in Section 6(a) (Subscriber Organization's Obligation to Provide Models) of this Attachment F (Facility Owned by Subscriber Organization) for delivery of the Required Models. Subscriber Organization shall be responsible for all costs associated with establishing and maintaining the Source Code Escrow. If, however, Subscriber Organization is unable to deposit the required Source Code into the Source Code Escrow within the time periods set forth in Section 6(a) (Subscriber Organization's Obligation to Provide Models), Subscriber Organization shall, no later than such time periods, instead establish a monetary escrow as set forth below in Section 6(b)(ii) (Monetary Escrow) of this Attachment F (Facility Owned by Subscriber Organization).

(i) Source Code Escrow.

(A) Establishment of Source Code Escrow. If the Required Models are not provided to the Company in the form of Source Code pursuant to Section 6(a) of this Attachment F (Facility Owned by Subscriber Organization), Subscriber Organization shall: (a) arrange for and ensure the deposit of a copy of the current version of the Source Code and relevant documentation for all Required Models with the Source Code Escrow Agent under the terms and conditions of the Source Code Escrow ~~Contract~~Agreement, and (b) arrange for and ensure the update of the deposited Source Code and relevant documentation for Major Releases and Minor Releases of the Required Models as soon as reasonably possible after they are made generally available.

(B) Release Conditions. Company shall have the right to obtain from the Source Code Escrow Agent one copy of the escrowed Source Code for the Required Models, under the following conditions upon Company's request:

(i) A receiver, trustee, or similar officer is appointed, pursuant to federal, state or applicable foreign law, for the Source Code Owner;

(ii) Any voluntary or involuntary petition or proceeding is instituted, under (x) U.S. bankruptcy laws or (y) any other bankruptcy, insolvency or similar proceeding outside of the United States, by or against the Source Code Owner; or

(iii) Failure of the Source Code Owner to function as a going concern or operate in the ordinary course; or

(iv) Subscriber Organization and the Source Code Owner fail to provide to Company the Required Models or updated Required Models, or, alternatively, fail to issue a Source Code LC, within the time periods set forth in Section 6(a) (Subscriber Organization's Obligation to Provide Models) of this Attachment F (Facility Owned by Subscriber Organization), Company gives written notice of such failure to Subscriber Organization and the Source Code Owner, and Subscriber Organization and Source Code Owner fail to remedy such breach within five (5) Days following receipt of such notice.

(C) Remedies. If Company has the right to obtain from the Source Code Escrow Agent one copy of the escrowed Source Code for the Required Models pursuant to Section 6(b)(i)(B) (Release Conditions) of Attachment F (Facility Owned by Subscriber Organization), and Company finds that Subscriber Organization failed to arrange for and ensure the update the Source Code Escrow with the modified and/or updated Source Code and relevant documentation for Major Releases and Minor Releases of the Required Models as provided in Section 6(b)(i) (Establishment of Source Code Escrow) of Attachment F (Facility Owned by Subscriber Organization) or that the Source Code for the Required Models is incomplete or otherwise unusable, Subscriber Organization shall be liable to Company for liquidated damages in the amount of \$500 per Day for each Day Subscriber Organization fails to provide such Source Code to Company or such update to the Source Code to Company from the date such Major Release or Minor Release was first made available by the Source Code Owner to customers of the Source Code Owner. Failure to provide the updated Source Code of the Required Models within 30 Days' notice from Company of a breach of Section 6(b)(i)(A) (Establishment of Source Code Escrow) of Attachment F (Facility Owned by Subscriber Organization); provided, that Subscriber Organization has also failed to provide a satisfactory Source Code LC as set forth in Section 6(b)(ii) (Source Code Security) of this Attachment F (Facility Owned by Subscriber Organization) shall constitute an Event of Default pursuant to Section 13, under the Contract.

(D) Certification. The Source Code Escrow Agent shall release the Source Code of the Required Models to Company upon receipt of a signed statement by a representative of Company that reads substantially as follows:

For Maui Facilities: The undersigned hereby certifies that (i) I am duly authorized to execute this document on behalf of Maui Electric Company, Limited ("Maui Electric"), and (ii) Maui Electric is entitled to a copy of the Source Code of the Required Models Pursuant to Section 6(b)(i)(B) (Release Conditions) of Attachment F (Facility Owned by Subscriber Organization) of the ~~Power Purchase~~ Mid-Tier Standard Form Contract for Renewable Dispatchable Generation dated as of _____, between _____, and Maui Electric.

For Hawai'i Facilities: The undersigned hereby certifies that (i) I am duly authorized to execute this document on behalf Hawai'i Electric Light Company, Inc. ("Hawai'i Electric Light"), and (ii) Hawai'i Electric Light of is entitled to a copy of the Source Code of the Required Models Pursuant to Section 6(b) (i) (B) (Release Conditions) of Attachment F (Facility Owned by Subscriber Organization) of the Mid-Tier Standard Form Contract for Renewable Dispatchable Generation dated as of _____, between _____, and Hawai'i Electric Light.

(E) Authorized Use. If Company becomes entitled to a release of the Source Code of the Required Models from escrow, Company may thereafter correct, modify, update and enhance the Required Models for the sole purpose of providing itself the support and maintenance it otherwise would have been entitled to if it had been provided the Required Models by Subscriber Organization under Section 6(a) (Subscriber Organization's Obligation to Provide Models) of this Attachment F (Facility Owned By Subscriber Organization) (the "Source Code Authorized Use").

(F) Confidentiality Obligations. Company shall keep the Source Code of the Required Models confidential pursuant to the confidentiality obligations of the Source Code Escrow Agreement. Company shall restrict access to the Source Code of the Required Models to those employees, independent contractors and consultants of Company who have agreed in writing to be bound by confidentiality and use obligations consistent with those specified in the Escrow Agreement, and who have a need to access the Source Code of the Required Models on behalf of Company to carry out their duties for the Source Code Authorized Use. Promptly upon Subscriber Organization's request, Company shall provide Subscriber Organization with the names and contact information of all individuals who have accessed the Source Code of the Required Models, and shall take all reasonable actions required to recover any such Source Code in the event of loss or misappropriation, or to otherwise prevent their unauthorized disclosure or use.

(ii) Source Code Security.

(A) Establishment of Source Code Security. If the Required Models and their relevant Source Code are not provided to the Company in the form of Source Code pursuant to Section 6(a) (Subscriber Organization's Obligation to Provide Models) of this Attachment F (Facility Owned by Subscriber Organization) and if the Subscriber Organization is unable to arrange for and ensure the deposit of the Source Code into the Source Code Escrow established for the benefit of the Company pursuant to Section 6(b)(i) (Source Code Escrow) of this Attachment F (Facility Owned by Subscriber Organization) then, no later than the time periods set forth in Section 6(a) (Subscriber Organization's Obligation to Provide Models) of this Attachment F (Facility Owned by Subscriber Organization) for delivery of the Required Models and Source Code, Subscriber Organization shall provide an irrevocable standby letter of credit (the "Source Code LC") with no documentation requirement in the amount of Two Hundred Fifty Thousand Dollars (\$250,000) per Required Model (and its relevant Source Code) substantially in the form attached to this Contract as Exhibit G-1 (Form of Letter of Credit) from a bank chartered in the United States with a credit rating of "A-" or better from Standard & Poor's or A3 or better from Moody's. Such letter of credit shall be issued for a minimum term of one (1) year. Furthermore, at the end of each year the security shall be renewed for an additional one (1) year term so that at the time of such renewal, the remaining term of any such security shall not be less than one (1) year. The letter of credit shall include a provision for at least thirty (30) Days' advance notice to Company of any expiration or earlier termination of the letter of credit so as to allow Company sufficient time to exercise its rights under said security if Subscriber Organization fails to extend or replace the

security. In all cases, the reasonable costs and expenses of establishing, renewing, substituting, canceling, increasing, reducing, or otherwise administering the letter of credit shall be borne by Subscriber Organization.

(B) Release Conditions. Company shall have the right to draw on the letter of credit the funds necessary to develop and recreate the Required Model or Required Models upon Company's request if Subscriber Organization fails to provide the Company the Required Models or updated Required Models within the time periods set forth in Section 6(a) (Subscriber Organization's Obligation to Provide Models) or Section 6(b)(i)(C) (Remedies) of this Attachment F (Facility Owned by Subscriber Organization), Company gives written notice of such failure to Subscriber Organization, and Subscriber Organization fails to remedy such breach within five (5) Days following receipt of such notice for a breach under Section 6(a) (Subscriber Organization's Obligation to Provide Models), or within thirty (30) Days following receipt of such notice for a breach under Section 6(b)(i)(C) (Remedies).

(C) Extend Letter of Credit. If the letter of credit is not renewed or extended no later than thirty (30) Days prior to its expiration or earlier termination, Company shall have the right to draw immediately upon the full amount of the letter of credit and to place the proceeds of such draw (the "Proceeds"), at Subscriber Organization's cost, in an escrow account in accordance with Section 6(b)(ii)(D) (Proceeds Escrow), until and unless Subscriber Organization provides a substitute form of letter of credit meeting the requirements of this Section 6(b)(ii) (Source Code Security) of this Attachment F (Facility Owned by Subscriber Organization).

(D) Proceeds Escrow. If Company draws on the letter of credit pursuant to Section 6(b)(ii)(C) (Extend Letter of Credit) of this Attachment F (Facility Owned by Subscriber Organization), Company shall, in order to avoid comingling the Proceeds, have the right but not the obligation to place the Proceeds in an escrow account as provided in this Section 6(b)(ii)(D) (Proceeds Escrow) of this Attachment F (Facility Owned by Subscriber Organization) with a reputable escrow agent acceptable to Company ("Proceeds Escrow Agent") subject to an escrow agreement acceptable to Company ("Proceeds Escrow Agreement"). Without limitation to the generality of the foregoing, a federally insured bank shall be deemed to be a "reputable escrow agent." Company shall have the right to apply the Proceeds as necessary to recover amounts Company is owed pursuant to this Section 6 (Modeling) of this Attachment F (Facility Owned by Subscriber Organization). To that end, the Proceeds Escrow Agreement governing such escrow account shall give Company the sole authority to draw from the account. Subscriber Organization shall not be a party to such Proceeds Escrow Agreement and shall have no rights to the Proceeds. Upon full satisfaction of Subscriber Organization's obligations under Section 6 (Modeling) of this Attachment F (Facility Owned by Subscriber Organization), Company shall instruct the Proceeds Escrow Agent to remit to the bank that issued the letter of credit that was the source of the Proceeds the remaining balance (if any) of the Proceeds. If there is more than one escrow account with Proceeds, Company may, in its sole discretion, draw on such accounts in any sequence Company may select. Any failure to draw upon the Proceeds for any damages or other amounts due Company shall not prejudice Company's rights to recover such damages or amounts in any other manner.

(E) Subscriber Organization's Obligation. If the letter of credit is not sufficient to cover Company's associated consultant fees, costs and expenses to develop and recreate the Required Models, Subscriber Organization shall pay to Company the difference within ten (10) Days of Company's written notice to Subscriber Organization.

(F) Model Verification. Subscriber Organization shall work with the Company to validate the new Required Models developed by or on behalf of Company within sixty (60) Days of receiving such new Required Models. Subscriber Organization shall also arrange for and ensure that Company may obtain new Required Models directly from the Source Code Owner in the event that Subscriber Organization ceases to operate as a going concern or is subject to voluntary or involuntary bankruptcy and is unable or unwilling to obtain the new Required Models from the Source Code Owner.

(G) Certification. The terms of the letter of credit shall provide for a release of the funds, or in the event the funds have been placed into a Proceeds Escrow, the Proceeds Escrow Agent shall

release the necessary funds to Company upon receipt of a signed statement by a representative of Company that reads substantially as follows:

For Maui Facilities: The undersigned hereby certifies that (i) I am duly authorized to execute this document on behalf of Maui Electric Company, Limited (~~“Maui Electric”~~), and (ii) Maui Electric is entitled to \$ _____, pursuant to Section 6(b)(ii)(B) (Release Conditions) of Attachment F (Facility Owned by Subscriber Organization) of the ~~Power Purchase Agreement~~ Mid-Tier Standard Form Contract for Renewable Dispatchable Generation dated as of _____, between _____, and Maui Electric.

For Hawai‘i Facilities: The undersigned hereby certifies that (i) I am duly authorized to execute this document on behalf of Hawai‘i Electric Light Company, Inc. (“Hawai‘i Electric Light”, and (ii) Hawai‘i Electric Light is entitled to \$ _____, pursuant to Section 6(b)(ii)(B) (Release Conditions) of Attachment F (Facility Owned by Subscriber Organization) of the Mid-Tier Standard Form Contract for Renewable Dispatchable Generation dated as of _____, between _____, and Hawai‘i Electric Light.

(H) Authorized Use. If Company becomes entitled to a draw of funds from the Source Code Security or a release of funds from the Proceeds Escrow, Company may thereafter use such funds to develop, recreate, correct, modify, update and enhance the Required Models for the sole purpose of providing itself the support and maintenance it otherwise would have been entitled to if it had been provided the Required Models by Subscriber Organization under Section 6(a) (Subscriber Organization’s Obligation to Provide Models) of this Attachment F (Facility Owned by Subscriber Organization).

(iii) Supplementary Agreement. The parties stipulate and agree that the escrow provisions in this Section 6(b) (Escrow Establishment) of Attachment F (Facility Owned by Subscriber Organization) and the Source Code Escrow Agreement and Proceeds Escrow Agreement are ~~“supplementary agreements”~~ as contemplated in Section 365(n)(1)(B) of the Code. In any voluntary or involuntary bankruptcy proceeding involving Subscriber Organization, failure by Company to assert its rights to ~~“retain its rights”~~ to the intellectual property encompassed by the Source Code or the funds in the Proceeds Escrow, pursuant to Section 365(n)(1)(B) of the Code, under an executory contract rejected in a bankruptcy proceeding, shall not be construed as an election to terminate the contract by Company under Section 365(n)(1)(A) of the Code.

7. **TESTING REQUIREMENTS.**

(a) Testing Requirements. Once the Control System Acceptance Test has been successfully passed, Subscriber Organization shall not replace and/or change the configuration of the Facility Control, inverter control settings and/or ancillary device controls, without prior written notice to Company. In the event of any such replacement and/or change, the relevant test(s) of the Control System Acceptance Test shall be redone and must be successfully passed before the replacement or altered equipment is allowed to be placed in normal operations. In the event that Company reasonably determines that such replacement and/or change of controls makes it inadvisable for the Facility to continue in normal operations without a further Control Systems Acceptance Test, the Facility shall be deemed to be in Subscriber Organization-Attributable Non-Generation status until the new relevant tests of the Control System Acceptance Test have been successfully passed.

(b) Periodic Testing. Subscriber Organization shall coordinate periodic testing of the Facility with Company to ensure that the Facility is meeting the performance standards specified under this Contract.

8. **DATA AND FORECASTING.**

Subscriber Organization shall provide Site, meteorological and production data in accordance with the ~~terms of Article 6 (Forecasting) of this Attachment F and the~~ following requirements:

- (i) Physical Site Data: Subscriber Organization shall provide Company with an accurate description of the physical Site, including but not limited to the following, **[as appropriate to Facility resource type(s) and use of storage]** which may not be changed during the Term without Company's prior written consent:

Location Facility Map showing the layout of the Facility (coverage area or footprint) and the coordinates (latitude and longitude) of generating equipment:

Solar PV: elevation (above ground), orientation angle and direction (north-east-south-west plane) of arrays/concentrators.

Wind Generators: coordinates (latitude and longitude) and height above ground of each wind turbine hub.

Location (latitude and longitude) and elevation (above ground) of each MMT/MMS and elevation (above ground) of each field measurement device for, e.g., air density, ambient air pressure and ambient air temperature, located at each MMT or each field measurement device located on such MMS.

For solar resource inverters: Inverter type, power rating, array configuration to inverters and DC rating of the Facility at the following standard test conditions: irradiance of 1000 W/m², air mass 1.5, and cell temperature 25° C.

Solar generation technology employed at the Facility with temperature dependence, mounting and module type.

Wind generation technology employed at the Facility with representative power curve(s).

BESS technology and related auxiliary equipment, location and type.

- (ii) Meteorological and Production Data:

Subscriber Organization shall install and maintain a minimum of two MMS for facilities that have either (i) a DC rating of the Facility of 5 MW or greater or (ii) a coverage area greater than one square kilometer.

Placement of each MMS should account for the microclimate of the area and Facility coverage area and shall be oriented with respect to the primary wind direction.

Subscriber Organization shall provide to Company, via SCADA communication and protocol acceptable to Company to support operations and forecasting needs at a continuous scan, all meteorological and production data required under this Contract updated every 2 seconds.

Subscriber Organization shall arrange for a dedicated distribution voltage line to provide separate service from Company, or for such other independent, backup power source as approved by Company in writing, to temporarily store and record the meteorological data from the field measuring devices at the MMSs. Any such backup power source must be capable of providing power for the field measurement devices for a reasonable period of time until primary power is restored. The same backup power source can serve multiple MMSs as needed by the Facility.

(c) Units and Accuracy:

[For PV] The Table below shows minimum required solar irradiance measurements for various types of solar generation technology. **[DRAFTING NOTE: VALUES NEED TO BE INSERTED INTO TABLE.]** This value may not be derived.

Solar Technology	Direct Normal Irradiance	Global Irradiance (GHI)	Plane of Array Irradiance (POA)
Flat Plate (fixed horizontal, fixed angle, tracking, roof mounted)		X	X
Flat Panel Solar Thermal (fixed angle, roof mounted, tracking)	X		X
Concentrated PV (flat, trough, tracking)	X	X	X

Units and accuracy of measured parameters to be provided to Company in real time shall be as shown in the Table below. These represent the minimum required accuracies. ~~Table of Units and Accuracy of~~

Parameter	Measurement Device (typical)	Unit	Range	Accuracy
Global Horizontal Irradiance at MMS	Pyranometer or equivalent	W/m ²	0 to 1500 W/m ²	Secondary standard per ISO 9060 or <= 3% from 100 W/m ² to 1500 W/m ² if using a PV Reference Cell
Plane of Array Irradiance on same axis as array	Pyranometer or equivalent	W/m ²	0 to 1500 W/m ²	Secondary standard per ISO 9060 or <= 3% from 100 W/m ² to 1500 W/m ² if using a PV Reference Cell
Back of Panel temperature at array height	Temperature probe	°C	-20 to +50 °C	+/-1 °C
Ambient air temperature at MMS	Temperature probe	°C	-20 to +50 °C	+/-1 °C
Ambient air pressure at MMS	Piezoresistive transducer or equivalent	mbar	150 to 1150 mbar	+/-60 mbar (0 to +50°C)
Wind speed at MMS	Anemometer, sonic device or equivalent	mph	0 to 134 mph	+/-1 mph
Wind direction at MMS	Vane, sonic device or equivalent	Degrees (from True North)	360°	+/-5°
Set point for each inverter	Reported by Subscriber Organization	MW	0 to inverter name plate	Not applicable

Parameter	Measurement Device (typical)	Unit	Range	Accuracy
DC Power production of Facility at BESS Interface	Measured at Facility's DC input to the BESS charging system	MW (delivered to BESS is positive)	Up to Maximum Rated Input/Output	The lesser of the tolerances of the /telemetry equipment or 2% of measurement
Facility power production ratio	Ratio of Facility's power production (MW)/Allowed Capacity (MW)	%	0 to 100%	+/-0.1 %
Inverters Available	NA	NA	Up to the number installed inverters	
Facility Inverter Availability	Ratio of inverters online/number of inverters	%	0 to 100%	
Power Possible	Subscriber Organization's Model	MW	0 to Allowed Capacity	+/-4%

Atteorological and Production Data (PV)

~~able of Units and Accuracy of
Meteorological and Production Data (Wind)~~

(d) Status of Generating Equipment:

For each inverter, or wind turbine, Subscriber Organization shall provide to Company, via SCADA communication and protocol acceptable to Company at a continuous scan updated not less frequently than every 2 seconds, a signal as to whether such inverter is available or unavailable, and on or offline.

(e) Data Collection.

[NOTE COMPANY TO UPDATE REQUIREMENTS; WILL BE SPECIFIC TO FACILITY EQUIPMENT AND RESOURCE TYPE]

- High Resolution Data: Subscriber Organization shall install and make available to the Company time stamped and sequential data recordings for all inverter-based resources (and all generating resources) to perform event analysis and verify Facility performance during steady state and transient disturbance events. This will include a time-synchronized phasor measurement unit at the Facility, and access to multiple sources to provide sufficient clarity as to any abnormal response or behavior within the Facility, including Facility control settings and static values, SCADA data, sequence of events recording (SER) data, dynamic disturbance recorder (DDR) data, and inverter fault codes and inverter-level dynamic recordings. This data will be used to review the Facility response to system dynamics, such as the frequency response (normal droop ~~and FFR~~), reactive response, etc.
- Plant Data: **[Note: specific requirements below are representative of variable energy resources and will be tailored to the Facility resource type(s) and geographic arrangement]**

Subscriber Organization shall install at least three (3) meteorological tower(s), spaced so as to provide the data points set forth below for the entire Facility. At least two months prior to the Commercial Operation Date, Subscriber Organization shall deliver to Company a report showing (i) manufacturer, model and year of all energy equipment (panels, inverters, energy storage devices, turbine generators), and meteorological instrumentation, and (ii) the latitude and longitude of the center of the energy equipment (i.e., solar panels for every inverter, wind turbines) and every meteorological tower. Beginning upon COD, Subscriber Organization shall transmit and provide to Company the real-time data set forth below, refreshed as frequently as allowed by the SCADA system, not to exceed sixty (60) second intervals:

- Three (3) data points from each inverter or wind turbine:
 - Inverter/turbine generation (MW)
 - Inverter/turbine availability
 - Inverter/turbine on/offline status
- Two (2) data points from each meteorological tower (solar resources):
 - Global horizontal solar irradiance (instantaneous solar intensity, full sky)

- Plane of array solar irradiance (instantaneous solar intensity at the current angle of the PV array)
- Five data points from each Meteorological Tower (wind resources):
 - Wind Speed ** (mps)
 - Wind Direction** (degrees relative to true north)
 - Temperature (Celsius)
 - Pressure (mb)
 - Air Density (kg/m3)

In addition to the other requirements for data collection, if required by Company, a Facility with wind turbines shall install, maintain and operate at least one meteorological tower that is installed at hub height and is placed upstream of the prevailing wind path to provide meteorological data through a means agreed by the Company. The data stream from this meteorological tower to the Company's System must be reliable and include battery back-up at the meteorological tower and a local source of electricity to power the data collection and communication from the Facility to Company during transmission outages.

Subscriber Organization shall provide a map and key for each inverter or wind turbine sufficient to allow Company to correlate the data received through Company's data historian system to each individual resource.

9. TECHNOLOGY SPECIFIC REQUIREMENTS.

(a) [RESERVED]

(b) [RESERVED]

(c) Inverter Systems.

(i) Direct current generators and non-power (i.e., other than 60 Hertz) alternating current generators can only be installed in parallel with the Company System using a non-islanding synchronous inverter unless alternate designs are approved by the Company. The design shall comply with the requirements of IEEE Std 1547-2003 (or latest version), except as described in Section 3 (Performance Standards) of this Attachment F (Facility Owned by Subscriber Organization).

(ii) Self-commutated inverters of the Company-interactive type shall synchronize to the Company System. Line-commutated, thyristor-based inverters are not recommended and will require additional technical study to determine harmonic and reactive power requirements. All interconnected inverter systems shall comply with the harmonic current limits of IEEE Std 519-1992 (or latest version).

(d) Battery Energy Storage System. The operating parameters of the BESS for facilities with paired storage shall be as follows:

(i) For facilities with variable energy and paired storage: The BESS shall directly charge storage from the variable resource when the Company Active Power Dispatch is for less than the available resource energy.

(ii) No more than 10% of the BESS energy capacity can be charged from the grid prior to the fifth (5th) anniversary of the Commercial Operations Date. Thereafter, 100%

of the BESS energy capacity can be charged from the grid. **[DRAFTING NOTE: 5-YEAR LIMITATION ON GRID CHARGING WILL BE DELETED IF ITC RECAPTURE IS NOT APPLICABLE TO THE BESS.]**

- (iii) The BESS will not be required to discharge more energy than available relative to the available state of charge.
- (iv) For storage used primarily for energy shifting, the BESS shall be designed for an average annual use of 365 cycle(s) (a cycle is a discharge equal to the portion of the BESS Contract Capacity allocated for energy shifting, and sufficient charging to return the BESS to 100% State of Charge)
- (v) For contingency storage, the BESS storage technology shall be procured based on required charging/discharging duty for the provision of disturbance frequency response. This response will require fast response outside of a specified frequency deadband (settable between 0.1 and 0.5 Hz), in accordance with specified droop and time parameters. **(Historical frequency data for 2 second data resolution samples will be provided to bidders.) (Assumptions and associated restrictions on charging/discharging duty to be supplied by bidders).**

10. **OPERATING COMMITTEE AND OPERATING PROCEDURES.**

Company and Subscriber Organization shall each appoint one representative and one alternate representative to act as the operating committee in matters relating to the Parties' performance obligations under this Contract and to develop operating arrangements for the generation, delivery and receipt of renewable energy from the Facility.

The operating committee may develop mutually agreeable written operating procedures consistent with the requirements of this Contract, to address matters such as day-to-day communications; key personnel; operations-center interface; metering, telemetering, telecommunications, and data acquisition procedures; operations and maintenance scheduling and reporting; reports; operations log; testing procedures; and such other matters as may be mutually agreed upon by the operating committee.

The operating committee shall review the requirements for Active Power Control, the data collection and telemetry, and control system parameters from time to time after the date hereof and may agree on modifications thereto to the extent necessary or convenient for operation of the Facility in accordance with this Contract.

The operating committee shall have authority to act in all technical and day-to-day operational matters relating to performance of this Contract and to attempt to resolve potential disputes, provided, however, that except as explicitly provided herein, the operating committee shall have no authority to amend or waive any provision of this Contract.

---END---

EXHIBIT F-1
DESCRIPTION OF GENERATION AND BATTERY STORAGE FACILITIES

1. Name of Facility:

(a) Location: (TMK No.)

(b) Telephone number (for system emergencies):

(c) E-mail Address:

(d) Contact Information for notices pursuant to Section 29.3 (Notices) of the Contract:

Mailing Address:

Address for Delivery by Hand or Overnight Delivery:

Email Address:

2. Owner (If different from Subscriber Organization):

If Subscriber Organization is not the owner, Subscriber Organization shall provide Company with a certified copy of a certificate warranting that the owner is a corporation, partnership or limited liability company in good standing with the Hawai'i Department of Commerce and Consumer Affairs which shall be attached hereto as Exhibit AF-1-1 (Good Standing Certificates).

3. Operator:

4. Name of person to whom payments are to be made:

(a) Mailing address:

(b) Hawai'i Gross Excise Tax License number:

5. Equipment:

(a) Type of facility and conversion equipment:

[For example: Small power production facility designated as a
Qualifying Facility that produces electric energy using
_____.]

(b) Design and capacity

Total Facility Capacity (~~“(“Contract Capacity”):~~):

_____ kW

Total Number of Generators:

[number and size of each generator, e.g., one (1) Brand X, 200 kW; one
(1) Brand Y, 300 kW]

Description of Equipment:

[For example: Describe the type of energy conversion equipment,
capacity, and any special features.]

Individual Unit: [if more than one generator, list information for each
generator]

	kW	kVAR Consumed	kVAR Produced
<u>Full load</u>			
<u>Startup</u>			

Generator:

Type _____

Rated Power _____ kW

Voltage _____ V, _____ phase

Frequency _____ Hz

Class of Protection

Number of Poles

Rated Speed _____ rpm

Rated Current _____ A

Rated Power Factor See Exhibit B-2

Batteries

Total Number of Energy Storage Units:

(c) Single or 3 phase:

(d) Name of manufacturer:

(e) Description of Facility SCADA and control system(s)

(f) The “Allowed Capacity” of this Contract shall be the lower of (i) Contract Capacity or (ii) the net nameplate capacity (net for export) of the Facility installed by the Commercial Operations Date.

(g) Subscriber Organization may propose revisions to this Section 5 (Equipment of Exhibit F-1 (Description of Generation Battery and Storage Facilities) (~~“Section 5”~~) for Company’s approval prior to commencement of construction, provided, however, that (i) no such revision to this Section 5 shall change the type of Facility or conversion equipment deployed at the Facility from a solar energy conversion facility using photovoltaic equipment; (ii) Subscriber Organization shall be in compliance with all other terms and conditions of this Contract; and (iii) such revision(s) shall not change the characteristics of the Facility equipment or the specifications used in the IRS. Any revision to this Section 5 complying with items (i) through (iii) above shall be subject to Company’s prior approval, which approval shall not be unreasonably withheld. If Subscriber Organization’s proposed revision(s) to this Section 5 otherwise satisfies items (i) and (ii) above but not item (iii) such that Company, in its reasonable discretion, determines that a re-study or revision to all or any part of the IRS is required to accommodate Subscriber Organization’s proposed revision(s), Company may, in its sole and absolute discretion, conditionally approve such revision(s) subject to a satisfactory re-study or revision to the IRS and Subscriber Organization’s payment and continued obligation to be liable and responsible for all costs and expenses of re-studying or revising such portions of the IRS and for modifying and paying for all costs and expenses of modification to the Facility, the Company-Owned Interconnection Facilities based on the results of the re-studies or revisions to the IRS. Any changes made to this Attachment F of the Contract as a result of this Section 5(f) of Exhibit F-1 (Description of Generation and Battery Storage Facilities) shall be reflected in a written amendment to the Contract.

Subscriber Organization understands and acknowledges that Company’s review and approval of Subscriber Organization’s proposed revisions to this Section 5 and any necessary re-studies or revisions to the IRS shall be subject to Company’s then-existing time and personnel constraints. Company agrees to use commercially reasonable efforts, under such time and personnel

constraints, to complete any necessary reviews, approvals and/or re-studies or revisions to the IRS.

Any delay in completing, or failure by Subscriber Organization to meet, the Commercial Operations Date as a result of any revisions pursuant to this Section 5 by Subscriber Organization (whether requiring a re-study or revision to the IRS or not) shall be borne entirely by Subscriber Organization and Company shall not be responsible or liable for any delay or failure to meet the Commercial Operations Date by Subscriber Organization.

(h) Insurance carrier(s): **[SUBSCRIBER ORGANIZATION TO PROVIDE INFORMATION]**

6. If Subscriber Organization is not the operator, Subscriber Organization shall provide a copy of the agreement between Subscriber Organization and the operator which requires the operator to operate the Facility and which establishes the scope of operations by the operator and the respective rights of Subscriber Organization and the operator with respect to the sale of electric energy from Facility no later than the Commercial Operations Date. In addition, Subscriber Organization shall provide a certified copy of a certificate warranting that the operator is a corporation, partnership or limited liability company in good standing with the Hawai'i Department of Commerce and Consumer Affairs no later than the Commercial Operations Date.

7. Subscriber Organization shall provide a certified copy of a certificate warranting that Subscriber Organization is a corporation, partnership or limited liability company in good standing with the Hawai'i Department of Commerce and Consumer Affairs which shall be attached hereto as Exhibit F-1-1 (Good Standing Certificates).

8. Subscriber Organization, owner and operator shall provide Company a certificate and/or description of their ownership structures which shall be attached hereto as Exhibit F-1-2 (Ownership Structure).

7.9. In the event of a change in ownership or identity of Subscriber Organization, owner or operator, such entity shall provide within 30 Days thereof, a certified copy of a new certificate and a revised ownership structure.

~~---END---~~

|

=

|

E-1-1

**EXHIBIT F-2
CONSULTANTS LIST**

| ~~END~~

EXHIBIT F-3
MODELING REQUIREMENTS

1. Steady State and Dynamic Model Requirements and As-built Data to be provided by Subscriber Organization. The expected steady state power flow and dynamic models will be provided by the Subscriber Organization during the interconnection study process in the format compatible with the analytical tools used by Company. Depending upon Facility design, different representations may be required for steady state and dynamic simulations. Subscriber Organization will work with Company to derive a complex equivalent model if it is required to meet interconnection study needs. The as-built data and models will be provided by Subscriber Organization immediately upon commissioning with sufficient information to demonstrate that the as-built parameters match the model. Any changes to plant settings that affect its response and impact to the Company System are required to be studied prior to those changes taking effect. The modeling will include all necessary control settings such that the correct capabilities, flags, and settings can be represented in a base case. Where such parameters are settable according to this Contract, the initial models will be configured with parameters mutually agreed with Company for the interconnection study analysis. This includes, but is not limited to:
 - Plant Type: A description of the resource type (e.g., storage, solar PV or wind power resource) used as a flag to ensure that the inverter-based resource is accurately represented in the base case, where applicable.
 - Active and Reactive Capability: The overall plant “composite capability curve” shall be provided by Subscriber Organization for performance purposes. That same curve will be used for accurately modeling the P-Q capability in power flow studies.
 - Plant-Level Voltage Control Settings: Information on the plant voltage control mode to ensure correct voltage control flags and set points are set accordingly in the software tools.
 - The voltage control set point at the POI is provided by the Company. Subscriber Organization shall provide a description of the coordination of any plant-level shunt compensation (static or dynamic) to ensure it can be accurately represented in the power flow base case.The models provided by Subscriber Organization should accurately reflect the contractual requirements established under this Contract.
2. Positive Sequence Stability Modeling. Subscriber Organization shall provide a positive sequence stability model representation which provides sufficient detailed modeling for necessary reliability studies, as specified by Company. **[Note – language to be revised based on proposed Facility.]** For example, the following are typical requirements for plants with inverter equipment:
 - Inverter-Level Controller Model: This represents the overall control of the inverter as an energy or generating resource.
 - Electrical Control Model: This represents the detailed electrical controls of the resource, including large disturbance behavior.
 - Plant-Level Controller Model: This represents control of multiple individual inverters and/or generators within the plant.
3. Short Circuit Modeling. Subscriber Organization will provide appropriate and accurate models to Company to support short circuit studies. **[Company to specify requirements based on specific Facility]**
4. Electromagnetic Transient Modeling. Company will require an electromagnetic transient (“EMT”) model for the Facility. Subscriber Organization shall provide Company with an EMT model for the IRS and an updated EMT model after the Facility has been commissioned. These models are in addition to the positive sequence stability models required for interconnection-wide modeling purposes. In addition, Subscriber Organization shall provide Company with evidence that the expected (and commissioned) EMT model reasonably matches the positive sequence dynamic models provided. This should include a benchmarking report provided by the inverter OEM.

~~END~~

EXHIBIT F-4
GENERATOR AND ENERGY STORAGE CAPABILITY CURVE(S)

EXHIBIT F-5
SINGLE-LINE DRAWING AND INTERFACE BLOCK DIAGRAM

(To be attached as per Section 1(a) of Attachment F)

EXHIBIT F-6
RELAY LIST AND TRIP SCHEME

(To be attached as per Section 1(a) of Attachment F.)

==

EXHIBIT F-7
CONTROL SYSTEM ACCEPTANCE TEST CRITERIA

[THIS ATTACHMENT WILL NEED TO BE MODIFIED BASED ON THE RESULTS OF THE IRS]

- 1. The Control System Acceptance Test for the Facility will be conducted, following installation of the Facility. The Control System Acceptance Test procedures will be in accordance with criteria set forth herein. The Control System Acceptance Test shall be performed in accordance with Good Engineering and Operating Practices and demonstrate to Company's satisfaction that the Facility and the interconnection portion of the Facility, including Company-Owned Interconnection Facilities, have met the provisions of Section 5. (Company Dispatch) of the Contract and Section 3 (Performance Standards) of Attachment F (Facility Owned by Subscriber Organization).**
 - 1. Control System Acceptance Test procedures will be developed by Company for the Subscriber Organization's review at least sixty (60) Days in advance of performing the tests based on the date provided by Company.**
 - 2. The procedures will include, but not be limited to, demonstration of the functional requirements of the Facility defined in Section 5. (Company Dispatch) of the Contract and Section 3 (Performance Standards) of Attachment F (Facility Owned by Subscriber Organization) such as, but not limited to:**
 - 1. Interconnection equipment and communications to support remote monitoring of the Facility and control of Facility breakers**
 - 2. Droop characteristic and change of frequency control / response modes (if applicable)**
 - 3. Real power delivery under remote Company Dispatch, Active Power Dispatch. For facilities with directly controlled storage, the storage will be operated to perform at least two full charging/discharging cycles.**
 - 4. Accurate provision of limits for Minimum and Maximum Dispatch (Power Possible, Minimum load capability)**
 - 5. Ramp rates for controlled actions**
 - 6. Control of Facility breakers**
 - 7. Voltage regulation**
 - 8. Grid forming and Black start (if applicable)**
 - 9. BESS Capacity Test and demonstration of the round-trip efficiency of the BESS, each as described in Attachment H (BESS Requirements)**
 - 3. Testing of primary and redundant communications between Company System Operator and Facility Operator**
 - 4. The actual dynamic response of the Facility equipment will be confirmed to allow Company transient stability model to reflect the as-left conditions of the unit. During the commissioning, the following will be required:**
 - 1. A final review by Company engineers of the equipment installed to control the operation and protect the plant will be needed upon installation and prior to the start of commercial operation.**
 - 2. The review will include off-line tuning and testing results of the excitation and governor control and/or control system and the IEEE block diagram utilized for the PSS/E dynamics program.**
 - 3. iii. During the commissioning of the actual Facility, equipment system testing will be conducted to ensure that similar, well damped, expected responses will be produced by the facility. The as-left parameters obtained from real and reactive local response tuning will be determined for use in the Company planning model. The Subscriber Organization will**

- provide an estimate of the earliest date for the Control System Acceptance Test at least ninety (90) Days before the date.
5. The Control System Acceptance Test procedures for the Facility will be mutually agreed upon between Subscriber Organization and Company prior to conducting the test.
 6. When the Facility is ready for the Control System Acceptance Test, Subscriber Organization shall notify Company at least seven (7) Days prior to the test and shall coordinate with Company. Subscriber Organization shall perform, and Company shall monitor such test no earlier than seven (7) Days from Company's receipt of such notice.
 7. The Control System Acceptance Test is to be successfully completed prior to the Commercial Operation Date
2. Examples of the type of tests conducted to meet the aforementioned objectives may include, but are not limited to the following:
1. On-site Tests
 1. SCADA Test to verify the status and analog telemetry, and if the remote controls between the Company's EMS and the Facility are working properly end-to-end.
 2. Dispatch Test to verify if the Facility's active power limit controls and the Active Power Control Interface with the Company's EMS are working properly. The Test is generally conducted by setting different active power setpoints and limits and observing the proper dispatch at the appropriate ramp rate limiting of the Facility's real power output.
 2. Control Test for Voltage Regulation to verify the Facility can properly perform automatic voltage regulation as defined in this Exhibit F-7 and pursuant to Attachment F and the Contract. Test is generally conducted by making small adjustments of the voltage setpoint and verifying by observation that the Facility regulates the voltage at the point of regulation to the setpoint by delivering/receiving reactive power to/from the Company System to maintain the applicable setpoint according to the reactive power control and the reactive amount requirements of Sections 3(a) (Reactive Power Control) and Section 3(b) (Reactive Power Characteristics) of Attachment F (Facility Owned by Subscriber Organization) to the Contract. **[Note: Sub transmission Requirements]**
 3. Frequency Response Test to verify the Facility provides a frequency droop response as defined in the Contract. Test is generally conducted by adjusting of the frequency reference setting and verifying by observation that the Facility responds per droop and deadband settings, and appropriately modifies the Company issued Dispatch Setpoint. If different modes of frequency response are provided, each mode is tested (i.e.: isochronous, fast frequency response, active power droop response).
 4. Loss-of-Communication Test to verify the Facility will properly shutdown upon the failure of the direct-transfer-trip communication system. Test is generally conducted by simulating a communications failure and observing the proper shutdown of the Facility. [If DTT required for the Project]
 5. Round trip efficiency test, as described in Attachment H (BESS Requirements) Section 1. (BESS Tests) to verify that the round-trip efficiency of the BESS is not less than [] percent ([]%). **[DRAFTING NOTE: The round-trip efficiency percentage will be taken from Subscriber Organization's response to the RFP.]**
 6. BESS Capacity Test to verify the BESS Capacity Ratio.
 1. Monitoring Test:
 - a. The monitoring test requires the Facility to operate as it would in normal operations.
 - b. To ensure useful and valid test data is collected for variable facilities, the monitoring test shall end when one of the following criteria is met:
 - i. For variable energy resources, Facility's gross power production is greater than 85% of its Allowed Capacity, for at least four (4) hours in any continuous 24-hour CSAT period.

- ii. For solar facilities, the recorded renewable energy resource at the Facility is above 600 W/m² for least eight (8) hours in any continuous 48-hour CSAT period.
 - iii. For wind facilities, the recorded wind speed is sufficient for turbines to operate for at least 8 hours in any continuous 48-hour CSAT period
14 continuous Days from the start of the CSAT.
- 7. At the end of the test, an evaluation period is selected based on the criteria that triggered the end of the test.
- 8. The performance of the Facility during the period of the successfully completed monitoring test is evaluated for, e.g., voltage regulation, frequency response, dispatch control, operating limits and ramp rate performance, to verify the performance meets the requirements of this Exhibit F-7. According to the criteria set forth in the testing procedures. Certain requirements, such as disturbance ride-through requirements, cannot be adequately tested without actual grid disturbances. These requirements will be confirmed following a grid event based on operational data, which may be after the completion of the Control System Acceptance Test. The Parties understand and agree that a successful completion of the test does not constitute a waiver of any of the performance standards of Subscriber Organization, all of which are hereby reserved, and shall not alleviate Subscriber Organization from any of its obligations under the Contract, in particular, as required in Section 5. (Company Dispatch) and the Performance Standards in Section 3. (Performance Standards) of Attachment F (Facility Owned by Subscriber Organization).

---END---

EXHIBIT F-8
ACCEPTANCE TEST GENERAL CRITERIA

[THIS ATTACHMENT WILL NEED TO BE MODIFIED
BASED ON THE RESULTS OF THE IRS]

Upon final completion of Company review of the Facility's drawings, final test criteria and procedures shall be agreed upon by Company and Subscriber Organization no later than thirty (30) Days prior to conducting the Acceptance Test in accordance with the Contract. The Acceptance Test shall include, but not be limited to, the following:

1. Interconnection.

- (A) A visual inspection of all Interconnection equipment and verification of as-built drawings.
- (B) Phase rotation testing to verify proper phase connections.
- (C) Based on manufacturer's specification, test the local operation of the Facility's generator breaker(s) and inter-tie breaker(s), and other breaker(s) which connect the Facility equipment to Company System – must open and close locally using the local controls remotely from Company's EMS. Test and ensure that the status shown on the EMS is the same as the actual physical status in the field.
- (D) Relay test engineers to connect equipment and simulate certain inputs to test and ensure that the protection schemes such as any under/over frequency and under/over voltage protection or the Direct Transfer Trip operate as designed. (For example, a fault condition may be simulated to confirm that the breaker opens to sufficiently clear the fault. Additional scenarios may be tested and would be outlined in the final test criteria and procedures.) Subscriber Organization to also test the synchronizing mechanisms to which the Facility would be synchronizing and closing into the Company System to ensure correct operation. Other relaying also to be tested as specified in the protection review of the IRS and on the single line diagram, Attachment E (Single-Line Drawing and Interface Block Diagram) for the Facility.
- (E) All breaker disconnects and other high voltage switches will be inspected to ensure they are properly aligned and operated manually or automatically (if designed).
- (F) Step-Up Transformer Enclosure(s) inspections – The Step-Up Transformer Enclosure(s) may be inspected to test and ensure that the equipment that Subscriber Organization has installed is installed and operating correctly based upon agreed to design. Wiring may be field verified on a sample basis against the wiring diagrams to ensure that the installed equipment is wired properly. The grounding mat at the Step-Up Transformer Enclosure(s) may be tested to make sure there is adequate grounding of equipment.

- (G) Communication testing – Communication System testing to occur to ensure correct operation. Detailed scope of testing will be agreed by Company and Subscriber Organization to reflect installed systems and communication paths that tie the Facility to Company’s communications system.
- (H) Various contingency scenarios to be tested to ensure adequate operation, including testing contingencies such as loss of communications, and fault simulations to ensure that the Facility’s breakers, if any, open as they are designed to open. (Back up relay testing)
- (I) Metering section inspection; verification of metering PTs, CTs, and cabinet and the installation of the two Company meters.

2. Telephone Communication.

- (A) Test to confirm Company has a direct line to the Facility control room at all times and that it is programmed correctly.
- (B) Test to confirm that the Facility operators can sufficiently reach Company System Operator.
- (C) Verification of dial-up telephone connection for metering cabinet.

3. Drawings, Documentation and Equipment Warranties.

The items below are required components of the Acceptance Test and must be satisfied for successful completion of this Test.

- (A) Electronic and three (3) hard copies of all Switchyard construction drawings, specifications, calibrations, and settings including as-built drawings.
- (B) Equipment operating and maintenance manuals, spare parts lists, commissioning notes, as-built equipment settings, and other information related to the switchyard equipment.
- (C) Contractor construction warranties and equipment warranties.
- (D) Phase rotation testing to verify proper phase connections.
- (E) Switching Station inspections – The Switching Station may be inspected to test and ensure that the equipment that Subscriber Organization has installed is installed and operating correctly based upon agreed-to design. Wiring may be field verified on a sample basis against the wiring diagrams to ensure that the installed equipment is wired properly. The grounding mat at the Switching Station may be tested to make sure there is adequate grounding of equipment.
- (F) If agreed by the Parties in writing, some requirements may be postponed to the Control Systems Acceptance Test.

ATTACHMENT G

COMPANY-OWNED INTERCONNECTION FACILITIES

(To be filled out by Company)

1. DESCRIPTION OF COMPANY-OWNED INTERCONNECTION FACILITIES.

(a) ~~The General.~~ Company will ~~purchase, furnish or~~ construct, own, operate and maintain all interconnection facilities required to interconnect the Company's system with the ~~Generating~~ CBRE Facility at ___ volts, up to the point of interconnection.

(b) Site. Where any Company-Owned Interconnection Facilities are to be located on the Site, Subscriber Organization shall provide, at no expense to Company, a location and access acceptable to Company for all such Company-Owned Interconnection Facilities, as well as an easement, license or right of entry to access such Company-Owned Interconnection Facilities. If power sources (120/240VAC) are required, Subscriber Organization shall provide such sources, at no expense to Company.

(c) IRS. If an IRS addressing Facility requirements was or will be completed for the Project in accordance with the IRS Letter Agreements, the results have been or will be incorporated in Attachment F (Facility Owned by Subscriber Organization) and this Attachment G (Company-Owned Interconnection Facilities) as appropriate.

~~(b)~~(d) The Company-Owned Interconnection Facilities, for which the Subscriber Organization agrees to pay, include: [N to specify the interconnection facilities. If no interconnection facilities, state "None".]

(e) ~~2.~~ Responsibility of Subscriber Organization Payment to and Company. The general responsibilities of Subscriber Organization and Company for ~~Company~~ the design, procurement, installation, programming/testing, maintenance/ownership of equipment at the Facility and the Company Owned Interconnection Facilities, is specified in Matrix G-1 (Substation Responsibilities) and Matrix G-2 (Telecom Responsibilities).

2. Construction and Support Services By Subscriber Organization.

(a) Construction and Support Services By Subscriber Organization.

Subscriber Organization (and/or its third party consultants or contractors (collectively, "Contractors")) will design, engineer, construct, test and place in service, at Subscriber Organization's expense the items identified in Matrix G-1 (Substation Responsibilities) and Matrix G-2 (Telecom Responsibilities) as being the responsibility of Subscriber Organization to construct

All design, engineering and construction performed by Subscriber Organization (and/or its Contractors) shall, without limitation, satisfy the wind load and seismic load requirements of the International Building Code and any more stringent requirements imposed under applicable Laws.

(i) Subscriber Organization shall provide the necessary support for the Company's [redacted] kV overhead line extension work, which may include, but not limited to:

A. Furnish surveyed topographical drawing including contour lines of project areas and beyond as needed in State Plane coordinates with overlay of the Facility and Company pole line route(s) indicating pole locations and anchors in CADD format acceptable to Company.

- B. Staking of Company proposed poles and anchors by surveyor.
 - C. Graded access roads including gravel if required by Company to provide sufficient vehicle access to Company poles and anchors by Company trucks and cranes.
 - D. Graded level pads to provide vehicle working areas around all Company poles and anchors.
 - E. Grading of the areas beneath the Company's overhead lines as needed to provide required ground clearance.
 - F. Grubbing and clearing of vegetation within Company's easement area or as required.
- (b) Coordination of Construction. Prior to Subscriber Organization engaging the Contractors, Subscriber Organization shall obtain Company's written approval, which approval shall not be unreasonably withheld. Prior to Subscriber Organization and/or its Contractors first starting to work on the construction plans for Company-Owned Interconnection Facilities to be constructed by Subscriber Organization (and/or its Contractors), such as the civil, structural, and construction drawings, specifications to vendors, vendor approved final drawings and materials lists (collectively, the "Plans"), Subscriber Organization and/or its Contractors shall meet with Company to discuss the construction of such Company-Owned Interconnection Facilities, including but not limited to subjects concerning coordination of construction milestone dates, agreement on areas of interface design, and Company's design/drawing layout and symbols standards, equipment specifications and construction specifications and standards. Company will provide the equipment specifications and construction specifications and standards information so Subscriber Organization can incorporate such information in its bid documents.
- (c) Plans. Subscriber Organization shall provide Company its complete Plans at 30%, 60% and 90% completion. No later than sixty (60) Days before Subscriber Organization and/or its Contractors first start to order materials and equipment for Company-Owned Interconnection Facilities to be constructed by Subscriber Organization and/or its Contractors, Subscriber Organization shall provide Company with the final Plans. The Plans for Company-Owned Interconnection Facilities to be constructed by Subscriber Organization (and/or its Contractors) shall comply with (i) all applicable Laws; (ii) Company's design/drawing layout and symbol standards, equipment specifications, and construction specifications and standards; and (iii) Good Engineering and Operating Practices (collectively, the "Standards"). Subscriber Organization shall submit design drawings in MicroStation format per Company standards.
- (d) Company's ~~Review of Generating Facility, and Review of Verification~~ the Plans. Unless otherwise agreed to by the Parties, Company shall have thirty (30) Days following receipt of the complete Plans at each stage (30%, 60%, 90% and final) for it to review and comment on the Plans, and verify in writing to Subscriber Organization that the Plans comply with the Standards, which verification shall not be unreasonably withheld. If Company reasonably determines that the Plans are not in accordance with the Standards, then it may request in writing a response from Subscriber Organization to its comments and Subscriber Organization shall respond in writing within thirty (30) Days of such request by providing (i) its justification for why its Plans conform to the Standards or (ii) changes in the Plans responsive to Company's comments and in accordance with the Standards.
- (e) Company Inspection. Construction work will be subject to Company inspections to ensure that construction is done in accordance with the Standards. Company inspectors will be allowed access to the construction sites for inspections and to monitor construction work. The inspector shall have the authority to work with the appropriate construction supervisor to stop any work that does not meet the Standards. All equipment and materials used in Company-Owned Interconnection Facilities to be constructed by Subscriber Organization and/or its Contractors shall meet the Standards.

(f) Acceptance Test Procedures.

(i) Subscriber Organization acknowledges that: (aa) Company has multiple on-going projects with other developers as well as its own capital improvement projects; (bb) Company has limited resources to provide engineering oversight (such as review of plans) to such projects and to participate in the testing of such projects; (cc) in order for Company to accommodate such oversight and testing, it is necessary for Company to sequentially allocate its resources for each project a year or more in advance; (dd) the result is a queue of such projects that reflects the scheduling commitments of Company's resources to conduct such oversight and to participate in such testing; (ee) if a project is behind the schedule on which Company's resources have been scheduled for the oversight of such project, or if a project is not ready for testing at the time Company's resources have been scheduled for the testing of such project, or if a project does not complete testing within the period for which Company's resources have been scheduled for such testing, the progress of projects later in the queue may be adversely affected; and (ff) the Project will lose its place in the queue and will be assigned a new Acceptance Testing date for commencement of the Acceptance Test that will be behind the other projects then in the queue if (i) the Subscriber Organization fails to satisfy any of the conditions precedent set forth in Section 2(f)(ii) of this Attachment G (Company-Owned Interconnection Facilities) within the time period specified therein for the task in question, (ii) the Acceptance Test are not satisfactorily completed within the time allotted to complete such testing.

(ii) The Conduct of the Acceptance Test is subject to the satisfaction of the following conditions precedent within the time period required by Company for the task in question:

- Final Single-Line Drawing, and notes, has received Company's written consent pursuant to Section 1(a)(i) (Single-Line Drawing, Interface Block Diagram, Relay List, Relay Settings and Trip Scheme) of Attachment F (Facility Owned by Subscriber Organization) to this Contract.
- Final Relay List and Trip Scheme have received Company's written consent pursuant to Section 1(a)(i) (Single-Line Drawing, Interface Block Diagram, Relay List, Relay Settings and Trip Scheme) of Attachment F (Facility Owned by Subscriber Organization) to this Contract.
- Final Interface Block Diagram has received Company consent pursuant to Section 1(a)(i) (Single-Line Drawing, Interface Block Diagram, Relay List, Relay Settings and Trip Scheme) of Attachment F (Facility Owned by Subscriber Organization) to this Contract.
- Final Control System Telemetry and Control List has received Company consent.
- Final phasor measurement unit (PMU) devices, if applicable, have received Company consent.
- Control system design and tunable parameters reviewed and mutually agreed upon as needed to meet the Company requirements in accordance with Attachment F (Facility Owned by Subscriber Organization) Performance Standards.
- Agreement on Active Power Control Interface.
- No later than 14 Days prior to commencement of the Acceptance Test:
 - Subscriber Organization shall have certified to Company that Subscriber Organization-Owned Interconnection Facilities have been installed and commissioned and such certification has not, prior to the commencement of the Acceptance Test, been subsequently challenged by Company on the basis of on-site observations made by the Company's representatives following the walk-through to be conducted pursuant to Section 2(f)(iii) of this Attachment G (Company-Owned Interconnection Facilities).

- Subscriber Organization shall have certified to Company that any Company-Owned Interconnection Facilities built by Subscriber Organization (and/or its Contractors) have been installed and commissioned and such certification has not, prior to the commencement of the Acceptance Test, been subsequently challenged by Company on the basis of on-site observations made by the Company's representatives following the walk-through to be conducted pursuant to Section 2(f)(iii) of this Attachment G (Company-Owned Interconnection Facilities).
 - Any Company-Owned Interconnection Facilities not built by or on behalf of Subscriber Organization have been installed and commissioned.
 - No later than 7 Days prior to the commencement of the Acceptance Test, Subscriber Organization and Company shall have participated in walk-through of fully constructed Interconnection Facilities.
 - Redlined as-built drawings of the Subscriber Organization-Owned Interconnection Facilities and any of the Company-Owned Interconnection Facilities built by Subscriber Organization (and/or its Contractors) shall have been provided to Company.
 - Continuous power is being supplied to Company's protection and SCADA equipment.
 - Not less than four (4) weeks prior to the commencement of the Acceptance Test, the high speed communication lines required under this Contract have been commissioned and are ready for use.
 - Not less than two (2) weeks prior to the commencement of the Acceptance Test, Subscriber Organization and Company have participated in an on-Site Acceptance Test coordination meeting.
- (iii) Subscriber Organization shall provide Company with at least fourteen (14) Days advance written notice of the commencement of the Acceptance Test. The Acceptance Test will be conducted on Business Days during normal business hours and may take a minimum of 30 Days to complete. No electric energy will be delivered from Subscriber Organization to Company during the Acceptance Test. No later than thirty (30) Days prior to conducting the Acceptance Test, Company and Subscriber Organization shall agree on a written protocol setting out the detailed procedure and criteria for passing the Acceptance Test. At the time that Subscriber Organization provides its 14-Day notice of the Acceptance Test to Company, Subscriber Organization shall concurrently schedule a site walk-through of the Facility with Company to occur no later than seven (7) Days prior to the Acceptance Test. Subscriber Organization's 14-Day notice to Company of the Acceptance Test shall constitute its certification that (i) the completion of the installation and commissioning of the Subscriber Organization-Owned Interconnection Facilities and the Company-Owned Interconnection Facilities built by Subscriber Organization (and/or its Contractors) and (ii) a walk-through by Company shall demonstrate, to Company's reasonable satisfaction, Subscriber Organization's readiness to commence with the Acceptance Test. If, after the site walk-through, Company representatives reasonably determine that Subscriber Organization is not ready to commence with the Acceptance Test, the Project will lose its place in the queue and will be assigned a new Acceptance Testing date that will be behind the other projects then in the queue. In the meantime, Subscriber Organization shall remediate the deficiencies identified by Company, and the process described in this Section 2(f) (Acceptance Test Procedures) of this Attachment G (Company-Owned Interconnection Facilities), shall commence again until Subscriber Organization's readiness for the Acceptance Test is demonstrated to Company's reasonable satisfaction. Successful completion of the Acceptance Test requires successful completion of each of the individual tests that comprise the Acceptance Test. Retesting of any individual test constitutes as restart of the Acceptance Test if such retesting is required because of a prior failure of such individual test or because of a prior test could not be completed because of a problem with the

Facility. Within fifteen (15) Business Days of completion of the Acceptance Test and Company's receipt of the final report setting forth the results of the Acceptance Test, Company shall notify Subscriber Organization in writing whether the Acceptance Test has been passed and, if so, the date upon which the Acceptance Test was passed.

(iv) Company will be present when the Acceptance Test is conducted, and Subscriber Organization shall promptly correct any deficiencies identified during the Acceptance Test. Subscriber Organization will be responsible for the cost of Company personnel (and/or Company contractors) performing the duties (such as reviewing the Plans and reviewing the construction) necessary for Company-Owned Interconnection Facilities to be constructed by Subscriber Organization (and/or its Contractors). If Company (i) does not make any inspection or test, (ii) does not discover defective workmanship, materials or equipment, or (iii) accepts Company-Owned Interconnection Facilities (that were constructed by Subscriber Organization and or its Contractors), such action or inaction shall not relieve Subscriber Organization from its obligation to do and complete the work in accordance with the Plans approved by Company.

(g) As-Built Drawings. Within thirty (30) Days of the successful completion of the Acceptance Test, Subscriber Organization shall provide for Company review a set of the proposed as-built drawings for the Company-Owned Interconnection Facilities constructed by Subscriber Organization (and/or its Contractors). Within thirty (30) Days of Company's receipt of the proposed as-built drawings, Company shall provide Subscriber Organization with either (i) its comments on the proposed as-built drawings or (ii) notice of acceptance of the proposed as-built drawings as final as-built drawings. Company provides comments on the proposed as-built drawings, Subscriber Organization shall incorporate such comments into a final set of as-built drawings and provide such final as-built drawings to Company within twenty (20) Days of Subscriber Organization's receipt of Company's comments

3. SUBSCRIBER ORGANIZATION PAYMENT TO COMPANY FOR COMPANY-OWNED INTERCONNECTION FACILITIES. REVIEW OF GENERATING FACILITY, AND REVIEW OF VERIFICATION TESTING.

(a) Subscriber Organization shall pay to the Company the total estimated interconnection costs to be incurred by Company (Total Estimated Interconnection Costs), which is comprised of (i) the estimated cost of the Company-Owned Interconnection Facilities, (ii) the estimated engineering costs associated with a) developing the Company-Owned Interconnection Facilities and b) reviewing and specifying those portions of the GeneratingCBRE Facility which allow interconnected operation, and iii) witnessing and reviewing the verification testing, which shall include testing of the telemetry and control interface which allows the Company to remotely measure, monitor, evaluate and verify technical compliance, GeneratingCBRE Facility performance, and power quality and, if necessary, control the Generating Facility. The following summarizes the Total Estimated Interconnection Costs:

Description	Estimated Cost (\$) [If no cost, state "None".]

Total Estimated Interconnection Costs (\$):	

- (b) The Total Estimated Interconnection Cost, which, except as otherwise provided herein, is non-refundable, shall be paid by the Subscriber Organization fourteen (14) days after receipt of an invoice from the Company, which shall be provided not less than thirty (30) days prior to start of procurement of the Company-Owned Interconnection Facilities.
- (c) Within thirty (30) days of receipt of an invoice, which shall be provided within fourteen (14) days of the final accounting, which shall take place within sixty (60) days of completion of construction of the Company-Owned Interconnection Facilities, the Subscriber Organization shall remit to the Company the difference between the Total Estimated Interconnection Costs paid to date and the total actual interconnection cost (Total Actual Interconnection Costs). The latter is comprised of (i) the total costs of the Company-Owned Interconnection Facilities, and (ii) the total engineering costs associated with a) developing the Company-Owned Interconnection Facilities and b) reviewing and specifying those portions of the Generating Facility which allow interconnected operations as such are described in Exhibit F-1, and iii) reviewing the verification testing. If in fact the Total Actual Interconnection Costs is less than the payments received by the Company as the Total Estimated Interconnection Costs, the Company shall repay the difference to the Subscriber Organization within thirty (30) days of the final accounting. If the Contract is terminated prior to the Subscriber Organization's payment for the Total Actual Interconnection Costs (or the portion of this cost which has been incurred) or prior to the Company's repayment of the over collected amount of the Total Estimated Interconnection Costs (or the portion of this cost which has been paid), such payments shall be made by the Subscriber Organization or Company, as appropriate. If payment is due to the Company, the Subscriber Organization shall pay within thirty (30) days of receipt of an invoice, which shall be provided within fourteen (14) days of the final accounting, which shall take place within sixty (60) days of the date the Contract is terminated. If payment is due to the Subscriber Organization, the Company shall pay within thirty (30) days of the final accounting.
- (d) All Company-Owned Interconnection Facilities shall be the property of the Company.

~~3. Operation, Maintenance and Testing Costs~~

4. OPERATION, MAINTENANCE AND TESTING COSTS.

The Company will bill the Subscriber Organization monthly and the Subscriber Organization will, within 30 days after the billing date, reimburse the Company for any costs incurred in operating, maintaining or testing the Company-Owned Interconnection Facilities. The Company's costs will be determined on the basis of outside service costs, direct labor costs, material costs, transportation costs, applicable overheads at time incurred and applicable taxes. Applicable overheads will include such costs as vacation, payroll taxes, non-productive wages, supervision, tools expense, employee benefits, engineering administration, corporate administration, and materials handling. Applicable taxes will include the Public Service Company Tax, and Public Utility Fee, and Hawai'i general excise tax

~~—END—~~

5. RELOCATION OF COMPANY-OWNED INTERCONNECTION FACILITIES.

- (a) In the event that the Land Rights include a relocation clause and such clause is exercised or if Company-Owned Interconnection Facilities must be relocated for any other reason not caused by Company, Subscriber Organization shall bear the cost of such relocation. Prior to the relocation of the Company-Owned Interconnection Facilities Company shall invoice Subscriber Organization for the total estimated cost of relocating the Company-Owned Interconnection Facilities (the “Total Estimated Relocation Cost”). Subscriber Organization shall, within thirty (30) Days after the invoice date, pay to Company the Total Estimated Relocation Cost.
- (b) Once the relocation of the Company-Owned Interconnection Facilities is complete, Company shall conduct a final accounting of all costs related thereto. Within thirty (30) Days of the final accounting, which shall take place within one hundred and twenty (120) Days of completion of the relocation of Company-Owned Interconnection Facilities, Subscriber Organization shall remit to Company the difference between the Estimated Relocation Cost paid to date and the total actual relocation cost incurred by Company (the “Total Actual Relocation Cost”). If the Total Actual Relocation Cost is less than the payments received by Company as the Total Estimated Relocation Cost, Company shall repay the difference to Subscriber Organization within thirty (30) Days of the final accounting.

6. LAND RESTORATION

- (a) Definition of “Land”. For the purposes of this Attachment G (Company-Owned Interconnection Facilities), “Land” means any portion of the Site and any other real property where any Company-Owned Interconnection Facilities are located.
- (b) Removal of Interconnection Facilities. After termination of this Contract, if requested by Company, Subscriber Organization shall, at its sole cost and expense, remove (i) the Company-Owned Interconnection Facilities from the Land and (ii) the Subscriber Organization-Owned Interconnection Facilities from the Land, and, in conjunction with such removal, shall develop and implement a program to recycle, to the fullest extent possible, or to otherwise properly dispose of, all such removed infrastructure; provided, however, that, Company may elect to remove all or part of the Company-Owned Interconnection Facilities and/or Subscriber Organization-Owned Interconnection Facilities from the Land because of operational concerns over the removal of such Interconnection Facilities, in which case Subscriber Organization shall reimburse Company for its costs to remove such Company-Owned Interconnection Facilities and/or Subscriber Organization-Owned Interconnection Facilities. To the extent Subscriber Organization is obligated to remove Company-Owned Interconnection Facilities and/or Subscriber Organization-Owned Interconnection Facilities, Subscriber Organization shall complete such removal within ninety (90) Days of termination of this Contract, or as otherwise agreed to by both Parties in writing.
- (c) Restoration of the Land. After the termination of this Contract and removal of the Company-Owned Interconnection Facilities and/or Subscriber Organization-Owned Interconnection Facilities, as the case may be, Subscriber Organization shall, at its sole cost and expense, restore the Land to its condition prior to construction of such Company-Owned Interconnection Facilities and/or Subscriber Organization-Owned

Interconnection Facilities, as applicable. Land restoration shall be completed within ninety (90) Days of termination of this Contract, or as otherwise agreed to by both Parties in writing.

7. TRANSFER OF OWNERSHIP/TITLE.

- (a) Transfer of Ownership and Title. On the Transfer Date, Subscriber Organization shall transfer to Company all right, title and interest in and to Company-Owned Interconnection Facilities to the extent such facilities were designed and constructed by Subscriber Organization and/or its Contractors together with (i) all applicable manufacturers' or Contractors' warranties which are assignable and (ii) all Land Rights necessary to own, operate and maintain Company-Owned Interconnection Facilities on and after the Transfer Date. Subscriber Organization shall provide a written list of the manufacturers' and Contractors' warranties which will be assigned to Company and the expiration dates of such warranties no later than thirty (30) Days before the Transfer Date.
- (b) No Liens or Encumbrances. Company's title to and ownership of Company-Owned Interconnection Facilities that were designed and constructed by Subscriber Organization and/or its Contractors shall be free and clear of liens and encumbrances.
- (c) Form of Documents. The transfers to be made to Company shall not require any further payment by Company. The form of the document to be used to convey title to the Company-Owned Interconnection Facilities that were designed and constructed by or on behalf of Subscriber Organization shall be in the form set forth by Company. The form of the document(s) to be used to assign leases shall be substantially in the form set forth by Company.

8. GOVERNMENTAL APPROVALS FOR ANY COMPANY-OWNED INTERCONNECTION FACILITIES.

For all other Governmental Approvals for Company-Owned Interconnection Facilities, Subscriber Organization shall provide these prior to the Transfer Date. On or before the Transfer Date, Subscriber Organization shall provide Company with (i) copies of all such Governmental Approvals obtained by Subscriber Organization regarding the construction, ownership, operation and maintenance of Company-Owned Interconnection Facilities that Subscriber Organization and/or its Contractors constructed and (ii) documentation regarding the satisfaction of any condition or requirement set forth in any Governmental Approvals for Company-Owned Interconnection Facilities (excluding on-going reporting or monitoring requirements that may continue beyond the Transfer Date in accordance with such Governmental Approval) or that such Governmental Approvals have otherwise been closed with the issuing Governmental Authority.

9. LAND RIGHTS

Subscriber Organization shall, prior to the commencement of construction of the Company-Owned Interconnection Facilities (whether to be built by Subscriber Organization or by Company) obtain at its sole cost and expense all Land Rights that are required to construct, own, operate and maintain the Company-Owned Interconnection Facilities. Without limitation to the preceding sentence, Subscriber Organization shall pay all surveying and mapping costs, appraisal fees, document preparation fees, recording fees or other costs. Subscriber Organization shall use commercially reasonable efforts to obtain on behalf of the Company perpetual Land Rights for the Company-Owned Interconnection Facilities. Such Land Rights shall contain terms and conditions which are

acceptable to Company and the documents setting forth the Land Rights shall be provided in advance of execution to Company for its review and approval and shall be recorded if required by Company. Following the Execution Date, Subscriber Organization shall provide as part of the Monthly Progress Report the status of negotiations with landowner(s) regarding the Land Rights. Notwithstanding the foregoing, Company shall have the right in its sole discretion, at any time upon notice to Subscriber Organization, to communicate directly with the landowner(s) and/or participate in the negotiations with landowner(s) for the Land Rights. For so long as Subscriber Organization has the right under this Contract to sell the availability of the Facility to Company, Subscriber Organization shall pay for any rents and other payments due under such Land Rights that are associated with Company-Owned Interconnection Facilities.

10. CONTRACTS FOR COMPANY-OWNED INTERCONNECTION FACILITIES

For all contracts entered into by or on behalf of Subscriber Organization for Company-Owned Interconnection Facilities to be designed, engineered and constructed, in whole or in part, by or on behalf of Subscriber Organization, the following shall apply: (i) Company shall be made an intended third-party beneficiary of such contracts; and (ii) Company shall be provided with copies of such executed contracts, which may be redacted but only to the extent required to prevent disclosure of confidential or proprietary information of Subscriber Organization or the counterparty to such agreement; provided, however, that such redactions may not conceal information that is necessary for the Company to determine and exercise Company's rights under such contracts as a third-party beneficiary.

EXHIBIT G-1

FORM OF LETTER OF CREDIT

Page 1 of 2

[Bank Letterhead]

[Date]

Beneficiary: ~~Hawaiian~~ [designate appropriate entity according to where Facility is located] ~~Maui Electric Company, HELCO Limited [or MECO, as appropriate]]~~ Hawai'i Electric Light Company, Inc.

[Address]

[Bank's Name]

[Bank's Address]

Re: [Irrevocable Standby Letter of Credit Number]

Ladies and Gentlemen:

We hereby establish, in your favor, our irrevocable standby Letter of Credit Number _____ (this "Letter of Credit") for the account of [Applicant's Name] and [Applicant's Address] in the initial amount of \$ _____ [dollar value] and authorize you, ~~Hawaiian~~ Maui Electric Company ~~[HELCO, Limited [or MECO, as appropriate]]~~ ("Hawai'i Electric Light Company, Inc.") ("Beneficiary"), to draw at sight on [Bank's Name].

Subject to the terms and conditions hereof, this Letter of Credit secures [Project Entity Name]'s certain obligations to Beneficiary under the ~~Community-Based Renewable Energy~~ ("CBRE") ~~Program~~ Mid-Tier Standard Form Contract for Renewable Dispatchable Generation dated as of _____ between [Project Entity Name] and Beneficiary.

This Letter of Credit is issued with respect to the following obligations: _____.

This Letter of Credit may be drawn upon under the terms and conditions set forth herein, including any documentation that must be delivered with any drawing request.

Partial draws of this Letter of Credit are permitted. This Letter of Credit is not transferable. Drafts on us at sight shall be accompanied by a Beneficiary's signed statement signed by a representative of Beneficiary substantially as follows:

The undersigned hereby certifies that (i) I am duly authorized to execute this document on behalf of ~~Hawaiian~~ Maui Electric Company ~~[HELCO, Limited [or MECO, as appropriate]]~~ Hawai'i Electric Light Company, Inc. and [(ii) the amount of the draft accompanying this certification is due and owing to ~~Hawaiian~~ Maui Electric Company, Limited [or HELCO or MECO, as appropriate]] Hawai'i Electric Light Company, Inc. under the terms of the ~~CBRE~~ Program Mid-Tier Standard Form Contract for Renewable Dispatchable Generation dated as of _____, between _____, and ~~Hawaiian~~ Maui Electric Company, Limited [or HELCO or MECO, as appropriate]] and [(iii) Hawai'i Electric Light Company, Inc.][(ii) the Letter of Credit will expire in less than thirty (30) days, it has not been replaced or extended and collateral is still required under Section

We hereby agree with drawers that drafts and documents as specified above will be duly honored upon presentation to **[Bank's Name]** and **[Bank's Address]** if presented on or before the then-current expiration date hereof.

Payment of any amount under this Letter of Credit by **[Bank]** shall be made as the Beneficiary shall instruct on the next Business Day after the date the **[Bank]** receives all documentation required hereunder, in immediately available funds on such date. As used in this Letter of Credit, the term "Business Day" shall mean any day other than a Saturday or Sunday or any other day on which banks in the State of ~~Hawaii~~ **[Note – insert State of bank's location]** are authorized or required by law to be closed.

Unless otherwise expressly stated herein, this irrevocable standby letter of credit is issued subject to the rules of the International Standby Practices, International Chamber of Commerce publication no. 590 ("ISP98").

[Bank's Name]:

By:

[Authorized Signature]

~~—END—~~

ATTACHMENT H
BESS REQUIREMENTS

SECTION 1 - BESS TESTS

Prior to achieving Commercial Operations, and in each BESS Measurement Period, unless waived by Company, Subscriber Organization shall demonstrate that the BESS satisfies the ~~following:~~ (1) BESS Capacity Performance Metric, and (2) the RTE Performance Metric, each as defined and further described below.

A. ~~Maintains~~ BESS Capacity Performance Metric.

- The BESS Capacity Performance Metric reflecting the net output of the BESS from the Point of Interconnection can be demonstrated either through (i) operational data or (ii) a scheduled formal BESS Capacity Test.
- The "BESS Capacity Performance Metric" shall be deemed to be satisfied where the BESS Capacity Ratio is not less than 100% for an applicable BESS Measurement Period. The "BESS Capacity Ratio" shall be the number, expressed as a percentage, equal to the total "Discharge Energy" (MWh discharge) delivered to the Point of Interconnection to bring the BESS from (i) its maximum State of Charge or (ii) 100% State of Charge to a 0% State of Charge, divided by the BESS Contract Capacity.
- A "BESS Capacity Test" is when the Company coordinates Company Dispatch to demonstrate the BESS maintains the power output required to follow the dispatch signal provided by the Company through a control ~~setpoint~~ set point, as measured at the Point of Interconnection, and is able to continuously ~~dispatch the full BESS Contract Capacity ("BESS Capacity Test").~~ discharge energy to the Point of Interconnection according to Company Dispatch to

bring the BESS from (i) its maximum State of Charge or (ii) 100% State of Charge to a 0% State of Charge.

- ~~Demonstrates the charging/discharging requisite to satisfy the performance standard set forth in Section 3(w) (Round Trip Efficiency) of Attachment B (Facility Owned by Subscriber Organization) ("RTE Test").~~

~~The RTE Test requires measurement of Charging Energy at the Point of Interconnection (MWh from the grid) from BESS 0% State of Charge to bring the BESS to a 100% State of Charge, followed by measurement at the Point of Interconnection of the MWh delivered to the grid to bring the BESS to a 0% State of Charge. The RTE Test will be conducted concurrently with the BESS Capacity Test.~~

- The BESS Capacity Test can only be performed when the BESS is at the lower of: (i) its maximum State of Charge or (ii) 100% State of Charge prior to the start of the BESS Capacity Test and during the BESS Capacity Test the Company Dispatch allows for continuous dispatch of the BESS to 0% State of Charge with energy delivered to the Point of Interconnection.

B. For the purposes of evaluating RTE Performance Metric.

- The "RTE Performance Metric" is set forth in Section 6 (a) (RTE Test and Liquidated Damages) of Attachment C (Required Performance Metrics; Liquidated Damages) to this Contract. The RTE Performance Metric reflecting the charging/discharging of the BESS Capacity Test, the "can be demonstrated either through (i) operational data or (ii) a scheduled formal RTE Test.
- Demonstration of the RTE Performance Metric requires measurement of "Charging Energy" (MWh charge) at the BESS Capacity inverters' AC input to bring the BESS from a 0% State of Charge to a 100% State of Charge from the WTG(s) or grid according to Company Dispatch, followed by measurement at the Point of Interconnection of the "Discharge Energy" (MWh discharge) delivered to the grid to bring the BESS to a 0% State of Charge according to Company Dispatch. The exact equipment and point used for measurement of Charging Energy will be mutually agreed to by the Parties on the Facility's single-line diagram attached as Exhibit F-5 (Single-Line Drawing and Interface Block Diagram) to Attachment F (Facility Owned by Subscriber Organization) to this Contract. For the purposes of evaluating satisfaction of the RTE Performance Metric, the "RTE Ratio" shall be equal to the number, expressed as a percentage, equal to the total MWh Discharge Energy delivered to the Point of Interconnection during the BESS Capacity Test, divided by the BESS Contract Capacity. Further, the BESS Capacity Test will be deemed to be "passed" or "satisfied" to the extent the Charging Energy measured at the BESS Capacity inverters' AC input.

The formula for the RTE Ratio is not less than 100% (the "BESS Capacity Performance Metric").

- ~~For the purposes of evaluating the RTE Test, the as follows: RTE Ratio shall be equal to the number, expressed as a percentage, equal to the total MWh delivered to the Point of Interconnection during the BESS Capacity= 100% x (MWh discharge)/(MWh charge)~~
- ~~The RTE Performance Metric will be deemed to have been "passed" or "satisfied" to the extent the RTE Ratio is not less than the RTE Performance Metric set forth in Section 6 (a) (RTE Test and Liquidated Damages) of Attachment C (Required Performance Metrics; Liquidated Damages) to this Contract.~~
- ~~An "RTE Test, divided by the "Charging Energy" measured at the Point of Interconnection,—" is when the Company coordinates Company Dispatch to demonstrate the charging/discharging requisite to satisfy the RTE Performance Metric.~~
- ~~The RTE Test may be conducted concurrently with a BESS Capacity Test.~~
- For purposes of the RTE Test, the charging cycle shall begin when the BESS is at a 0% State of Charge prior to ~~the commencement of the~~ (i) 100% discharge cycle or (ii) BESS Capacity Test ~~if being conducted concurrently~~ and the Charging Energy is the amount of energy ~~imported from the grid~~, as measured at the ~~Point of Interconnection~~ BESS inverters' AC input, that brings the BESS to a 100% State of Charge. ~~The formula is RTE Ratio = MWh discharge/MWh charge. The RTE Test will be deemed to have been "passed" or "satisfied" to the extent the RTE Ratio is not less than the performance standard (the "RTE Performance Metric") set forth in Section 3(o) (Round Trip Efficiency of Attachment B (Facility Owned by Subscriber Organization).~~

~~Except for the~~ **C. BESS Capacity Test** ~~conducted prior to~~ **Procedures.**

- ~~After~~ Commercial Operations, Subscriber Organization shall, ~~in lieu of conducting a BESS Capacity Test, be permitted to~~ demonstrate satisfaction of the BESS Capacity Performance Metric by reference to the operational data reflecting the net output of the BESS from the Point of Interconnection ~~for such, or by conducting a scheduled formal BESS Capacity Test during such BESS Measurement Period. Once Subscriber Organization demonstrates satisfaction of the BESS Capacity Performance Metric through either operational data or a scheduled formal BESS Capacity Test (100% discharge cycle), the BESS shall be deemed to have met the BESS Capacity Performance Metric and satisfied ("passed") the BESS Capacity Test for the applicable BESS Measurement Period.~~
- ~~Except for the RTE Test conducted prior to~~ ~~After~~ Commercial Operations, Subscriber Organization shall, ~~in lieu of conducting a RTE Test, be permitted to~~ demonstrate satisfaction of the RTE Performance Metric by reference to the operational data reflecting the charging/discharging of the BESS ~~from the Point of Interconnection during such, or by conducting a scheduled formal RTE Test during such BESS Measurement Period. Once Subscriber Organization demonstrates satisfaction of the RTE Performance Metric through either operational data or a scheduled formal RTE Test (100% charge/discharge cycle), the BESS shall be deemed to have met the RTE Performance Metric and satisfied ("passed") the RTE Test for the applicable BESS Measurement Period.~~

- Any BESS Capacity Test or RTE Test (each a "BESS Test" and collectively, the "BESS Tests"), ~~other than where the BESS Capacity Performance Metric or RTE Performance Metric, as applicable, is")~~ scheduled in lieu of being demonstrated by reference to operational data ~~as provided below,~~ shall be performed at a time ~~reasonably requested~~scheduled by the Company in its sole discretion.
- ~~For purposes of the preceding sentence, the PV System may be shutdown to ensure there are no restrictions or limitations imposed that would lower the maximum output of the BESS, provided that any such shutdown of the PV System would be considered Reserve Shutdown Hours for the purpose of calculation of the PV System Equivalent Availability Factor pursuant to Section 2.5(a) (Calculation of the PV System Equivalent Availability Factor). Within a BESS Measurement Period, Subscriber Organization shall be permitted up to a total of three (3) BESS Tests (100% discharge cycles) within a BESS Measurement Period to demonstrate satisfaction of the BESS Capacity Performance Metric and the RTE Performance Metric for such BESS Measurement Period, unless additional such tests are authorized by Company. If upon completion of the first BESS Test, Subscriber Organization does not "pass" either the BESS Capacity Test or the RTE Test, Company shall attempt to notice up to two (2) additional BESS Tests within a BESS Measurement Period, for Subscriber Organization to further demonstrate its performance. If a scheduled formal BESS Test is requested by Subscriber Organization, Company shall attempt to schedule a formal BESS Test and Company shall provide notice to Subscriber Organization no less than three (3) Business Days prior to conducting asuch scheduled formal BESS Test.~~
- ~~At any time prior to conducting the third BESS Capacity Test noticed by Company for a BESS Measurement Period, Subscriber Organization may demonstrate satisfaction of the BESS Capacity Performance Metric by reference to operational data reflecting the net output of the BESS from the Point of Interconnection for such BESS Measurement Period. If, during a BESS Measurement Period, Subscriber Organization both fails to pass a BESS Capacity Test noticed by Company and fails to demonstrate satisfaction of the BESS Capacity Performance Metric by reference to operational data for such BESS Measurement Period, the BESS shall nevertheless be deemed to have satisfied the BESS Capacity Performance Metric for the applicable BESS Measurement Period if either (i) Company failed to notice at least up to three BESS Capacity Tests in order for Subscriber Organization to further demonstrate the BESS' performance during such BESS Measurement Period, or (ii) Subscriber Organization was unable to perform at least two (2) such noticed BESS Capacity Tests during such BESS Measurement Period due to (a) conditions on the Company System other than Subscriber Organization-Attributable Non-Generation or (b) an act or omission by Company. If Subscriber Organization-Attributable Non-Generation is cause for the inability to demonstrate the BESS Capacity Performance Metric, the BESS Capacity Ratio used to assess LDs shall be the highest demonstrated in operational data or the most recently completed test during the applicable BESS Measurement Period.~~
- ~~At any time prior to conducting the third RTE Test noticed by Company for If, during a BESS Measurement Period, Subscriber Organization may does not demonstrate satisfaction of the RTE BESS Capacity Performance Metric by reference to through operational data reflecting charging/discharging or a BESS Capacity Test, assessment of Liquidated Damages will be~~

~~based on the last~~ of the BESS ~~from the Point of Interconnection during such BESS Measurement Period.~~ Capacity Tests performed.

- If, during a BESS Measurement Period, Subscriber Organization both fails to pass a RTE Test noticed by Company and fails to demonstrate satisfaction of the RTE Performance Metric by reference to operational data for such BESS Measurement Period, the BESS shall nevertheless be deemed to have satisfied the RTE Performance Metric for the applicable BESS Measurement Period if ~~either~~ (i) Company failed to notice at least up to three RTE Tests in order for Subscriber Organization to further demonstrate the BESS' performance during such BESS Measurement Period, or (ii) Subscriber Organization was unable to perform at least two (2) such noticed RTE Tests during such BESS Measurement Period due to (a) conditions on the Company System other than Subscriber Organization-Attributable Non-Generation or (b) an act or omission by Company. If Subscriber Organization-Attributable Non-Generation is cause for not adequately demonstrating the RTE Performance Metric, the RTE Ratio used to assess LDs shall be the highest demonstrated in operational data or the most recently completed test during the applicable BESS Measurement Period.
- If, during a BESS Measurement Period, Subscriber Organization does not demonstrate satisfaction of the RTE Performance Metric through operational data or RTE Tests, assessment of Liquidated Damages will be based on the last of the RTE Tests performed.
- Company will conduct any necessary BESS Test(s) through Company Dispatch. Company shall have the right to attend, observe and receive the results of all BESS Tests. Subscriber Organization shall provide to Company the results of each BESS Test (including time stamped graphs of system performance based in operational data or test data) no later than ten (10) Business Days after ~~the performance of such any~~ BESS Test.

SECTION 2 – BESS ANNUAL EQUIVALENT AVAILABILITY FACTOR

A. To the extent the Commercial Operations Date occurs on a date other than the first day of a BESS Measurement Period, the period between the Commercial Operations Date and the first day of the next BESS Measurement Period if any, shall be ignored for purposes of this BESS Availability ~~Test-Factor.~~

A.B. For the purposes of calculating the BESS Annual Equivalent Availability Factor for the first three (3) full BESS Measurement Periods in the first Contract Year, the calculation will assume that the BESS is one hundred percent (100%) available for the remaining hours of the Contract Year.

B.C. “BESS Annual Equivalent Availability Factor” shall be calculated as follows:

$$\begin{array}{l} \text{BESS} \\ \text{Annual Equivalent} \\ \text{Availability Factor} \end{array} = 100\% \times \frac{AH-EDH}{PH}$$

Where:

PH is period hours (8760 hours; except leap year is 8784)

Available Hours (AH) is the number of hours that the BESS is not on Outage. It is sum of all Service Hours (SH) + Reserve Shutdown Hours (RSH).

~~An~~ A "BESS Outage" exists whenever the entire BESS is offline and unable to charge or discharge electric energy and is not in Reserve Shutdown state.

Service Hours (SH) is the number of hours during the ~~LD~~applicable BESS Measurement Period and the immediately preceding three (3) full BESS Measurement Period that the BESS is online and (i) charging from the ~~PV~~WTGs or the Company System, or (ii) discharging electric energy to the Company System.

Reserve Shutdown Hours (RSH) is the number of hours the BESS is available but not charging or discharging electric energy or is offline at the Company's request for reasons other than Subscriber Organization-Attributable Non-Generation.

A "BESS Derating" exists when the BESS is available but at less than Maximum Rated Output, including deratings due to Subscriber Organization-Attributable Non-Generation or those by Company pursuant to Section 5 (Company Rights of Dispatch) of the Contract. For the avoidance of doubt, if there is a BESS Outage occurring, there cannot also be a BESS Derating.

Equivalent Derated Hours (EDH) is the sum of ESADH, EPDH, and EUDH. For deratings due to BESS inverter unavailability, the equivalent full outage hour(s) are calculated by multiplying the actual duration of the derating (hours) by the number of inverters in the BESS unavailable and dividing by the total number of inverters in the BESS. For deratings that do not impact the availability of an entire BESS inverter or set of entire BESS inverters, the equivalent full outage hour(s) are calculated by multiplying the actual duration of the derating (hours) by the size of the derating (in MW) and dividing by the Maximum Rated Output.

Equivalent Subscriber Organization-Attributable Derated Hours (ESADH): A Subscriber Organization-Attributable Derating occurs when a derating exists due to Subscriber Organization-Attributable Non-Generation or deratings by Company pursuant to Section 8.3 (Company Rights of Dispatch). Each individual derating is transformed into equivalent full outage hour(s). These equivalent hour(s) are then summed for the applicable BESS Measurement Period and the immediately preceding three (3) full BESS Measurement Periods.

EPDH is the equivalent planned derated hours, including Planned Derations (PD) and Maintenance Derations ~~(D4)~~. A Planned Deration is when the BESS experiences a Deration scheduled well in advance and for a predetermined duration. A Maintenance Deration is a Deration that can be deferred beyond the end of the next weekend (Sunday at midnight or before Sunday turns into Monday) but requires a reduction in capacity before the next Planned Deration (PD). Each individual Deration is transformed into equivalent full outage hour(s) ~~by multiplying the actual duration of the Deration (hours) by (i) the size of the reduction (MW) divided by (ii) Maximum Rated Output.~~. These equivalent hour(s) are then summed for the applicable BESS

Measurement Period and the immediately preceding three (3) full BESS Measurement Periods.

EUDH is the equivalent unplanned derated hours. An Unplanned Deration (Forced Derating) occurs when the BESS experiences a deration that requires a reduction in availability before the end of the nearest following weekend. ~~Unplanned Derations include only those due to Subscriber Organization Attributable Non-Generation or those by Company pursuant to Section 8.3 (Company Rights of Dispatch).~~ Each individual Unplanned Deration is transformed into equivalent full outage hour(s) by multiplying the actual duration of the Deration (hours) by (i) the size of the reduction (MW) divided by (ii) the Maximum Rated Output. These equivalent hour(s) are then summed for the applicable BESS Measurement Period and the immediately preceding three (3) full BESS Measurement Periods.

~~A “Deration” exists when, due to Subscriber Organization Attributable Non-Generation, the BESS is available but at less than full capacity. Each individual Deration is transformed into equivalent full outage hour(s) by multiplying the actual duration of the derating (hours) by the size of the reduction (MW) and dividing by the Maximum Rated Output. These equivalent hour(s) are then summed. For the avoidance of doubt, if the BESS is in an Outage it cannot also be in a Deration.~~

The effect of Force Majeure is taken into account in calculating the BESS Annual Equivalent Availability Factor over a 12 calendar month period as follows: When such 12 month period contains any hours in a month during which the BESS or a portion of the BESS is unavailable due to Force Majeure, then such month shall be excluded from the 12 month period and the calculation period shall be extended back in time to include the next previous month during which there was no such unavailability of the BESS or a portion thereof due to Force Majeure. This means the BESS Equivalent Availability Factor would not change from that determined in the month directly preceding a month containing Force Majeure.

The following examples are provided as illustrative examples only:

Example A: ~~The BESS System~~ was continuously available, with no ~~maintenance~~ BESS Outages or ~~Unplanned (Forced) Derations.~~ BESS Deratings during the applicable BESS Measurement Period and in the immediately preceding three (3) full BESS Measurement Periods. In this case AH = 8760 hours, EDH = 0 hours as ESADH, EPDH, and EUDH each = 0 hours

$$\text{BESS EAF} = 100\% \times \frac{8,760-0}{8,760} = 100\%$$

Example B: Maintenance Deration Hours = 168 hours

~~Equivalent Unplanned (Forced) Derated Hours = 100 hours~~

~~AH~~Example B: During the applicable BESS Measurement Period and the immediately preceding three (3) full BESS Measurement Periods: (a) The BESS was online and charging from the PV system or discharging electric energy to the Company System for 8,400 hours and was available but not discharging electric energy due to lack of stored energy (i.e., not Subscriber Organization-Attributable Non-Generation) for 226 hours; (b) The BESS experienced a Planned Derating of 7.2 MWs for 100 hours for maintenance that was scheduled a month in advance; (c) The BESS also experienced an Unplanned Derating of 62 BESS inverters for 100 hours as the derating could not be deferred to beyond the nearest following weekend. (d) The BESS did not experience any outage or derating due to Subscriber Organization-Attributable Non-Generation during this period.

The BESS Maximum Rated Output is 10 MW and the BESS contains 100 total inverters.

$$\text{PH} = 8,760 \text{ } \text{---} \text{ } \text{168} \text{---} \text{ } \text{8,592} \text{ hours in 12 calendar months}$$

$$\text{SH} = 8,400 \text{ hours}$$

$$\text{RSH} = 226 \text{ hours}$$

$$\text{AH} = \text{SH} + \text{RSH} = 8,400 + 226 = 8,626 \text{ hours}$$

$$\text{ESADH} = 0$$

$$\text{EPDH} = 100 \text{ hours} \times 7.2 \text{ MW}/10 \text{ MW} = 72 \text{ hours (Planned Maintenance)}$$

$$\text{EUDH} = 100 \text{ hours} \times 62 \text{ inverters}/ 100 \text{ inverters} = 62 \text{ hours (Unplanned Deration (Forced Derating))}$$

$$\text{EDH} = 72 \text{ hours} + 62 \text{ hours} = 134 \text{ hours}$$

$$\text{BESS EAF} = 100\% \times \frac{\text{8,592} \text{---} \text{100} \text{ } \text{8,626} \text{---} \text{134}}{\text{8,760} \text{ } \text{---} \text{ } \text{8,760}} = 96.9\%$$

SECTION 3 - BESS ANNUAL EQUIVALENT FORCED OUTAGE FACTOR

$$\text{EFOF} = 100\% \times \frac{(\text{FOH} + \text{EUDH})}{8760}$$

Where:

Equivalent Unplanned (Forced) Derated Hours (EUDH) is ~~the equivalent unplanned derated hours. Each Unplanned (Forced) Deration of the BESS is transformed into equivalent full outage hour(s). This is calculated by multiplying the actual duration of the Deration (hours) by (i) the size of the reduction (MW) divided by (ii) the Maximum Rated Output. These equivalent hour(s) are then summed for the BESS Measurement Period and added to the sum of the EUDH for the immediately preceding three (3) full BESS Measurement Periods.~~

~~• Hours of Deration x Size of Reduction)/Maximum Rated Output~~

~~Unplanned (calculated in accordance with Attachment X (BESS Annual Equivalent Availability Factor) of this Contract.~~

Forced) Outage Hours (FOH) = Sum of all hours ~~the BESS~~ experienced ~~during an~~ Unplanned (Forced) Outages) during the applicable BESS Measurement Period and the sum of all hours experienced during Unplanned (Forced) Outages during the immediately preceding three (3) full BESS Measurement Periods, in each case caused by Subscriber Organization-Attributable Non-Generation.

Unplanned (Forced) Derating: A Deration that requires a reduction in capacity of the BESS before the end of the nearest following weekend.

Unplanned (Forced) Outage: An outage that requires removal of the entire BESS from service before the end of the nearest following weekend that is not planned, including those caused by Subscriber Organization-Attributable Non-Generation or those imposed by Company pursuant to Section 5. (Company Rights of Dispatch) to the Contract.

EXAMPLE CALCULATION:

Assume a 50 MW BESS that for the BESS Measurement Period in question was completely out of service for 50 hours. For the BESS Measurement Period in question, it also had the following deratings:

Duration of Derating	MW Size Reduction
100 Hours	25 MW
20 Hours	20 MW
50 Hours	5 MW

During the three preceding BESS Measurement Periods, the BESS had a total of 150 Forced Outage Hours and a total of 100 Equivalent Forced Derated Hours.

$$FOH = 50 \text{ hours} + 150 \text{ hours} = 200 \text{ hours}$$

$$EUDH = ((100 \times 25) / 50) + ((20 \times 20) / 50) + ((50 \times 5) / 50) + 100 = 163 \text{ hours}$$

$$EFOF = 100\% \times \frac{(200 + 163)}{8760} = 4.1\%$$

~~—END—~~

ATTACHMENT I

FACILITY'S CBRE PROGRAM

~~{DRAFTING NOTE: THIS ATTACHMENT I WILL BE COMPLETED BASED ON THE FINAL FORM OF THE PHASE 2 TARIFF.}~~

1. **CBRE Program**. The purpose of the CBRE Program is to facilitate the continued expansion of renewable energy by allowing developers of renewable energy projects to provide Company's retail customers with the opportunity to avail themselves of the benefits of the CBRE Tariff by utilizing CBRE Credits to offset all or a portion of their on-going electricity usage. To this end, Subscriber Organization has established Facility's CBRE ~~Program~~Project. Subscriber Organization acknowledges that it has been informed that Facility's CBRE ~~Program~~Project must at all times comply with the requirements of the CBRE Program, the CBRE Tariff, the CBRE Framework, guidance from the PUC, guidance from the CBRE IO, and applicable Laws, including (i) the federal securities laws, including the registration requirements under the Securities Act of 1933 and the Securities and Exchange Act of 1934 and all rules and regulations promulgated thereunder (collectively, "Federal Securities Laws"); (ii) the State securities laws, including the registration requirements under the Hawai'i Uniform Securities Act and all rules and regulations promulgated thereunder (collectively, "State Securities Laws"); (iii) Laws concerning the dissemination of personally identifiable information; and (iv) Laws concerning consumer protection. The purpose of this Attachment I (Facility's CBRE Program) is to set forth certain requirements of the CBRE Program as of the Execution Date. Company reserves the right to modify the requirements of the CBRE Program ~~if Company reasonably concludes that upon PUC order and/or guidance from the CBRE IO~~ where such modifications are necessary to comply with the CBRE Tariff, the CBRE Framework, ~~guidance from the PUC, guidance from the CBRE IO, or~~ applicable Laws, and Subscriber Organization shall comply with all such modifications. Without limitation to the generality of the foregoing, in the event of any conflict between the requirements of the CBRE Program, on the one hand, and any one or more of the CBRE Tariff, the CBRE Framework, guidance from the PUC, guidance from the CBRE IO, and/or applicable Laws, on the other hand, the CBRE Tariff, the CBRE Framework, guidance from the PUC, guidance from the CBRE IO, and applicable Laws, shall control and Subscriber Organization shall comply with the CBRE Tariff, the CBRE Framework, guidance from the PUC, guidance from the CBRE IO, and applicable Laws.

2. Termination, Transfer and Buy-back of Subscriber Allocations. Termination, transfer and buy-back of Subscriber Allocations shall be governed by the provisions of the CBRE Tariff contingent on whether the Facility's CBRE Program uses the Pay-As -You -Go or Pay-U p-Front model for Subscriber Allocations.

2.3. Additional Representations of Subscriber Organization. Subscriber Organization represents, warrants and covenants that:

- (a) Subscriber Organization shall disclose to each Account Holder before enrolling such Account Holder as a Subscriber:
 - (1) Subscriber Organization's experience in developing and operating renewable energy projects similar to the Facility.
 - (2) The circumstances under which the Lump Sum Payment can be reduced through the OEPR process and the impact of such reduction on Bill Credits.
 - (3) The circumstances under which the Bill Credits can be reduced if Performance Metrics LDs are unpaid by Subscriber Organization.
- (b) Subscriber Organization shall not knowingly allow the transfer of any Subscriber Allocations at a price other than that set forth in the repurchase/resale price schedule attached to the ~~Subscription~~ Agreement.
- (c) Facility's CBRE Program:
 - (1) As of the Execution Date, complies with all applicable Federal Securities Laws, and shall continue to be in compliance for the duration of Facility's CBRE Program.
 - (2) As of the Execution Date, complies with all applicable State Securities Laws, and shall continue to be in compliance for the duration of Facility's CBRE Program.
 - (3) As of the Execution Date, complies with all applicable Laws concerning the dissemination of personally identifiable information, and shall continue to be in compliance for the longer of (i) the duration of Facility's CBRE Program and (ii) for as long as Subscriber Organization continues to hold or otherwise have access to any personally identifiable information of Account Holders or former customers of Company.
 - (4) As of the Execution Date, complies with all applicable Laws concerning consumer protection, and shall continue to be in compliance for the duration of Facility's CBRE Program.
 - (5) Shall achieve the various Subscriber thresholds set forth in Section 5(a)(ii)(aa) through (ee) of Attachment JB (Company Payments for Energy, Dispatchability and Availability of BESS).
 - (6) As of the Execution Date, Subscriber Organization is and "approved Subscriber Organization" under the CBRE Tariff and committed to operating, maintaining and administering its CBRE Project in accordance with this Contract and the CBRE Framework for the Term.

5. **Marketing and Sales of the Subscriber Allocations.** Subscriber Organization represents, warrants, and covenants that Subscriber Organization's marketing and sale of the Subscriber Allocations, including but not limited to Subscriber Organization's marketing and sales materials, shall comply with all applicable Federal Securities Laws and State Securities Laws.
6. **CBRE Online Portal and CBRE Program Data.** Subscriber Organization shall utilize the CBRE Online Portal and provide Company with CBRE Program data as required under the CBRE Tariff and/or the CBRE Framework.
7. **Additional Responsibilities.** Subscriber Organization shall perform the responsibilities of "Subscriber Organizations" under the CBRE Framework and the CBRE Tariff, including but not limited to complying with the Subscriber Agreement requirements, complying with the consumer protection measures, unlocking the market for LMI Subscribers and data collection requirements. Subscriber Organization shall cooperate with the CBRE IO as and when requested by the CBRE IO to facilitate the performance of the CBRE IO's responsibilities under the CBRE Framework.
8. **LMI Subscribers.**
 - (a) If Subscriber Organization's Facility has been awarded a project from one of Company's CBRE LMI RFP's, then Subscriber Organization has proposed, and hereby agrees, that all Subscribers enrolled for subscriptions in the Facility CBRE Program for this Facility shall be LMI Subscribers.
 - (b) If Subscriber Organization, in its bid in response to any other Company CBRE RFP, has pledged to recruit a certain percentage of LMI Subscribers for its Facility CBRE Program, then Subscriber Organization hereby agrees to recruit LMI Subscribers to meet this pledged commitment for LMI Subscribers into Subscriber Organization's Facility CBRE Program.
 - (c) If Subscriber Organization has an LMI Subscriber commitment under either Section 8(a) or Section 8(b) of this Attachment QI (Facility's CBRE Program), then Subscriber Organization shall comply with the requirements of Part III of the CBRE Tariff to (1) qualify LMI Subscribers, (2) provide verification of Subscriber Organization's confirmation efforts to verify such LMI Subscribers' qualifications upon Company's request, and (3) comply with the minimum applicable requirements for LMI Subscribers and report monthly Subscriber Organization's LMI Subscriber percentage status for Company's review. Subscriber Organization understands and agrees that failure to maintain the required percentages of LMI Subscribers in Subscriber Organization's Facility CBRE Program may subject Subscriber Organization to payment reductions and/or liquidated damages as specified in the CBRE Tariff.

--END--